

FINDTEL - WEB-BASED SYSTEM FOR HOTEL MANAGEMENT

BY

Sabbir Ahmmed
ID: 191-15-2600

Md. Zahir Rayhan
ID: 191-15-2616

This report is presented in partial compliance with the Qualifications Requirements for Computer Science and Engineering.

Supervised By

Tania Khatun
Assistant Professor
Department of CSE
Daffodil International University

Co-Supervised By

Md. Sabab Zulfiker
Sr. Lecturer
Department of CSE
Daffodil International University



DAFFODIL INTERNATIONAL UNIVERSITY

DHAKA, BANGLADESH

DECEMBER 2023

APPROVAL

The project titled “**FINDTEL**”, submitted by SABBIR AHMAD ID: 191-15-2600, MD. ZAHIR RAYHAN ID: 191-15-2616 to the Department of Computer Science and Engineering, Daffodil International University has been accepted as satisfactory for the partial fulfillment of the requirements for the degree of B.Sc. in Computer Science and Engineering and approved as to its style and contents. The presentation has been held on 23th January 2023.

BOARD OF EXAMINERS

Chairman

Dr. Touhid Bhuiyan
Professor and Head
Department of Computer Science and Engineering
Faculty of Science & Information Technology
Daffodil International University

Internal Examiner



Dr. Md. Tarek Habib
Associate Professor
Department of Computer Science and Engineering
Faculty of Science & Information Technology
Daffodil International University

Internal Examiner



Tapasy Rabeya
Senior Lecturer
Department of Computer Science and Engineering
Faculty of Science & Information Technology
Daffodil International University

External Examiner

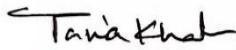


Dr. Dewan Md Farid
Professor
Department of Computer Science and Engineering
United International University

DECLARATION

We hereby declare that, this project has been done by us under the supervision of **Tania Khatun, Assistant Professor, Department of CSE** Daffodil International University. We also declare that neither this project nor any part of this project has been submitted elsewhere for award of any degree or diploma.

Supervised by:




Tania Khatun
Assistant Professor
Department of CSE
Daffodil International University

Co-Supervised by:



Md. Sabab Zulfiker
Sr. Lecturer
Department of CSE
Daffodil International University

Submitted by:



Sabbir Ahmad
ID: 191-15-2600
Department of CSE
Daffodil International University



Md. Zahir Rayhan
ID: 191-15-2616
Department of CSE
Daffodil International University

ACKNOWLEDGEMENT

First we express our heartiest thanks and gratefulness to almighty God for His divine blessing makes us possible to complete the final year project/internship successfully.

We really grateful and wish our profound our indebtedness to **Tania Khatun, Assistant Professor**, Department of CSE Daffodil International University, Dhaka. Deep Knowledge & keen interest of our supervisor in the field of “Field name” to carry out this project. His endless patience ,scholarly guidance ,continual encouragement , constant and energetic supervision, constructive criticism , valuable advice ,reading many inferior draft and correcting them at all stage have made it possible to complete this project.

We would like to express our heartiest gratitude to our Parents, our Family, and the Head of the CSE Department “**Professor Dr. Touhid Bhuiyan**”, for his kind help to finish our project and also to other faculty member and the staff of CSE department of Daffodil International University.

We would like to thank our entire course mate in Daffodil International University, who took part in this discuss while completing the course work.

Finally, we must acknowledge with due respect the constant support and patients of our parents.

ABSTRACT

In today's world, everyone likes to travel. We start working with those who travel. We have seen that people who travel often face various problems of their own. It is seen that they don't get a good room, don't get a good environment, etc. they face more problems. Through our project, anyone can book a room of their choice and be sure of the environment and security. There are some other advantages that he will know if there is any other hotel for the same amount of money and he will learn about what hotels are nearby and what facilities are available in which hotel. The purpose of the system is to manage and sustain the many Hotel options available worldwide. The database hub mostly deals with hotel operations. Information on accessible hotels and their accessibility ratings are provided by the system. The website allows users to go in and register themselves with the required information. Each subscribed user has the option to make a reservation request for a specific unit. Because of their prior scheduling decisions, the hotel can anticipate the arrival and departure times of its guests. As a result, they can reserve a room at a hotel and, upon successfully completing the payment process, receive confirmation of their reservation.

TABLE OF CONTENTS

CONTENTS	PAGE
APPROVAL	I
DECLARATION	II
ACKNOWLEDGEMENT	III
ABSTRACT	IV
CHAPTER	PAGE
CHAPTER 1: Introduction	1-4
1.1 Introduction	1
1.2 Motivation	1-2
1.3 Objectives	2
1.4 Tools and Technology	2
1.5 Features	3
1.6 Expected Outcome	3
1.7 Project Management and Finance	3
1.8 Report Layout	4
CHAPTER 2: Background	5-6
2.1 Terminologies	5
2.2 Related Work	5
2.3 Comparative Studies Analysis	6
2.4 Scope of the Problem	6
2.5 Challenges	
	6
CHAPTER 3: Requirement Specification	7-16
3.1 Business Process Modeling	7-9
3.2 Requirement Collection and Description	9-10

3.3 Use Case Modeling and Description	10-14
3.4 Logical Data Design	14-15
3.5 Design Requirement	16
CHAPTER 4: Design Specification	17-31
4.1 Front-end Design	17-28
4.2 Back-end Design	28-30
4.3 Interaction Design and User Experience	31
4.4 Implementation Requirement	31
CHAPTER 5: Implementation And Testing	32-35
5.1 Implementation of Database	32
5.2 Implementation of Front-end Design	32-34
5.3 Testing Implementation	34
5.4 Test Result and Reports	35
CHAPTER 6: Impact on Society, Environment and Sustainability	36-37
6.1 Impact on Society	36
6.2 Impact on Environment	36
6.3 Ethical Aspects	36-37
6.4 Sustainability Plan	37
CHAPTER 7: Conclusion and Future Scope	38
7.1 Conclusion	38
7.2 Scope for Further Developments	38
REFERENCE	39

LIST OF FIGURES

NAME OF FIGURES	PAGE
3.1 Agile Method	7
3.1 Use Case Diagram	11
3.1 Data Flow Diagram	12
3.1 ER Diagram	13
3.1 Class Diagram	14
3.4 Sequence Diagram for Admin	15
3.4 Sequence Diagram for User	15
4.1 Home	17
4.1 Home	18
4.1 Home (Best Trip)	18
4.1 Home (Hotel)	19
4.1 Home (Blog)	19
4.1 Home (Footer)	20
4.1 User Sign Up	20
4.1 User Sign Up	21
4.1 Search Hotel	22
4.1 Hotel List	22
4.1 Book Hotel	23
4.1 Book Hotel	24
4.1 Book Hotel	25
4.1 Book Hotel (Payment)	26
4.1 User Profile	27

4.1 FAQ (Frequently Asked Questions)	27
4.1 Contact Us	28
4.2 Admin Panel Dashboard	29
4.2 User List	29
4.2 Add Hotel	30
4.2 Hotel list	30

LISTS OF TABLES

NAME OF TABLES	PAGE
3.2 Requirement of Hardware	9
3.2 Requirement of Software	10
5.4 Result of Testing Table	35

CHAPTER 1

Introduction

1.1 Introduction

When a traveler wants to go somewhere, it is frequently necessary for them to obtain reliable travel information. Clarification is necessary. He became irate and postponed the trip as a result. We also can't enjoy the well-known locations wherever we go because we need the appropriate perspective.^[1] Time will also be spent waiting outside more hotels, as we must arrange lodging arrangements at the appropriate times. So, we need to spend a lot of money to get the most out of our travels. As a consequence, we experience frustration. We don't enjoy traveling in this state, and it actually causes us pain.^[3]

We have developed a platform where a tourist can utilize all the amenities while traveling in order to address the aforementioned issue. The main goal of developing this platform was to make the journey satisfying and enjoyable.^[1] The tourist can learn more about his destination by doing so. Tourists can get comprehensive information from this intelligent system about the region's top attractions and nearby hotels.

With our system, a tourist can quickly and from any location learn all the details about their trip. Anytime a tourist plans to visit a popular destination, he should be aware of what to expect, where to go, what local cuisine is best, and where to stay.^[2] The user of this application can quickly learn detailed information about his destination. The application will assist in providing information about hotels and informing users of their amenities.^[4]

1.2 Motivation

A lack of essential knowledge prevents many travelers from having a good time on their trips. A traveler has no idea where else might be worth seeing, what language is spoken there, what kind of accommodations are available, etc., until he actually arrives at his destination. Then, instead of being a source of delight, travel will be a source of irritation.^[5] Despite investing a significant amount of time and resources, many tourists return home lacking the skills they came to acquire. Thus, we have initiated this system, primarily to

aid those who value travel. People will be able to plan their trips more efficiently with the help of our innovative technology. The goals of this platform include (but are not limited to)^[1] ensuring the safety of travelers and ^[2] facilitating the easy and accurate dissemination of information about destinations along the journey. Because of this, vacationers can have a relaxing and pleasurable trip.

1.3 Objective

Our project will enable users navigate to various locations and resources (Hotels, Ways, Blogs, Tourist Places etc.).

1.4 Tools and Techniques

This is a web development project that requires access to the internet. Second-hand hardware and software are the wings that carry on from this aircraft.

- User Experience (UX) Design Methodology.
- Figma is a prototyping and user interface design tool.
- In HTML5, all pages are laid up in a standard HTML format.
- In terms of design, 30% of the work may be done using just CSS3.
- When it comes to design, 70% of the groundwork is laid by Bootstrap5.
- JavaScript - JavaScript is responsible for all animation and validation activities.
- Ajax support and event handling are just two of the many benefits of using JQuery in your next online application.
- Software Development Language: PHP. Row code is used to carry out all the logic.
- MySQL-3 has been utilized as the project's database.
- Use of the Visual Studio Code Coding Environment

1.5 Features

In some respects, it's

- Online & Offline booking procedure.
- Users can read blogs composed by the user.

1.6 Expected Outcome

- Saving Valuable time
- Tourism Places Information
- Smart searching with Check in & out facility
- Blogs section
- Hotel Details
- Payment Gateway

1.7 Project Management and Finance

We were very conscious about the management of our project from the beginning. From the very beginning, we followed specific guidelines in the direction of our project, we used to sit twice every week to analyze the ongoing progress of the project and inform our mom with her valuable feedback and then implement them. We put a lot of effort into the design phase, and we have done a lot of analysis on how to make this hotel search more beautiful. When a user wants to travel somewhere and he or she needs a hotel for a few days, we design our overall user journey keeping in mind to make the journey easier for them. Next, we will bring our tourism more beautifully with hotel management. And if we talk about finance, we have not paid much money in the overall process because we have endeavored our best to finish the work efficiently by bringing our own time and skill development.

1.8 Project Layout

Currently we have just 2 types of users in our platform such as -

- ❖ Users
- ❖ Administration

The main opportunities available in this Assignment are:

Exploring Places, Set Destination, Find Hotels, Top Hotels, Your Desired Package, Blogs, Hotel Details, Hotel Booking, Payment gateway

Following is a synthesis of our project data:

- The first chapter introduces our project and details its background, goals, tools, methodology, features, final product, and project management and funding.
- The scope of the problem, the difficulties encountered while working on this project, and the terms used in the project are all defined in Chapter Two.
- Business process modeling, requirements gathering and research, use case modeling and specification, a logical data model, and a requirement plan are all covered in Chapter 3.
- The implementation requirements for the front end, back end, interaction design, and user experience (ux), are outlined in Chapter Four.
- Database and front-end design implementation, as well as testing and its implementation, test results, and reports, are covered in Chapter Five.
- A discussion of the project's societal and environmental effects, as well as its ethical considerations and long-term sustainability strategy, may be found in Chapter Six
Chapter Seven includes the conclusion and scope and further development of this project.

CHAPTER 2

Background

2.1 Terminologies

Our platform's goal is to provide tourists with an equal playing field by making accessible, adaptable, and reasonably priced tour options readily available to them. In order to better yourself and your country, feel free to use our platform to do research.

Here are the amenities we offer:

- An online-based resort booking system
- Share your experience
- Client and Conquest
- Instruct the best place
- The best way for your trip

2.2 Related Work

Management and traveler recommendations are major topics for countless websites. In any case, they aren't quite nailing it yet. In our country, people travel for a wide variety of reasons.

But if we require everything at once, we can never obtain it all in one application. A high-quality review that supports us with all types of tours is available if we wish to conduct our own tours. We are developing a helpful tourist guide recommendation system in this instance. The majority of institutions employ complex, pricey managing systems that are especially concerned with tourism-related goals, and no other company would ever deliver you with the right advice.^[6] But you can visit any location thanks to our well-organized and well-designed tourism administration system, which offers the best travel experience at a fair price.

2.3 Comparative Studies Analysis

From the very first phase of project development, we conduct a comparative analysis of competitors close to our priority list, where we research their various features and actions and try to understand what users like and don't like and why. What! After researching these things, we get many findings or insights and keep them in mind to design and then move to development.

2.4 Scope of the Problem

We faced several tribulations while working on this project. Come visit us to learn how the travel instruments in our nation manage their staff and keep their companies running smoothly. Select the tasks that will be prioritized and those that will be kept.^[4] The system had a number of flaws when we first started building it, and we struggled greatly to fix them.

2.5 Challenges

Many hotel management systems are currently only concerned with hotel booking. It's fine for someone if all they want to do is reserve a hotel room. But a lot of people enjoy exploring new places, but they often neglect this idea due to a lack of time or a lack of knowledge. It is very difficult to put something together quickly without the proper knowledge and without being familiar with the area. We experienced a lot of problems while working on this task. We encountered many problems while building our website. Anyone will be able to plan an event. However, we were unable to establish the connection. We tried our best to allay the worries.^[3]

CHAPTER 3

Requirement Specification

3.1 Business Process Modeling

Agile is another well-liked method in the web app development industry. Agile is frequently used for tasks in need of minimal specifics and having a very brief timeframes.

The Elegant technique is comprised of a number of significant components, including the following:

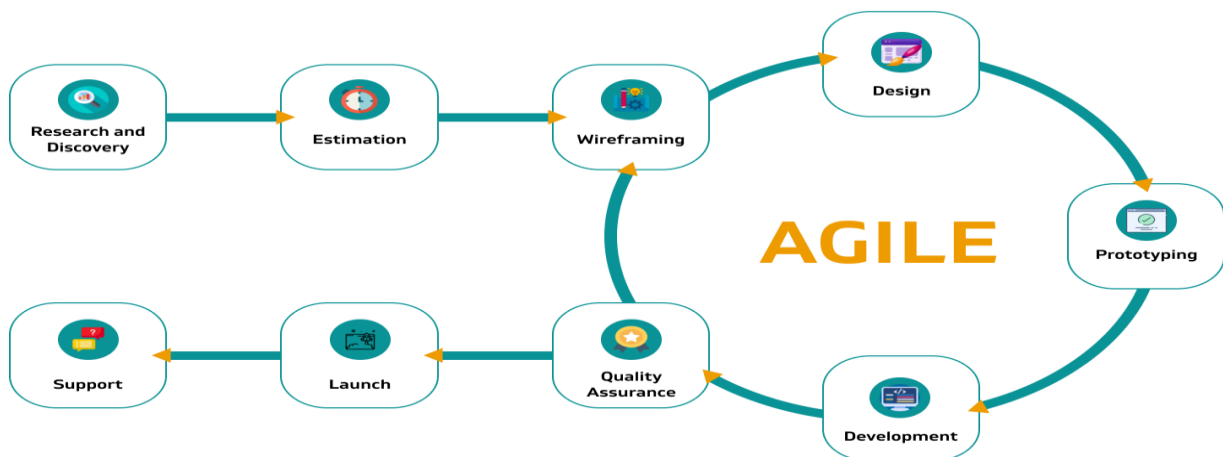


Fig: 3.1. Agile Method

Because the project as a whole was not planned out in advance, the tasks are completed as they come up in the moment. The actions of the teams are focused on the completion of the more straightforward tasks that are urgently required. Additionally, the agile method enables quick modifications to be made to dimensions of the project, and approach in order to respond to developments in the market. Agile project management is more suitable to the management of complex web development jobs that involve a large number of variables. It gives teams the ability in order to complete tasks for short iterations with a predetermined time limit and set of outcomes, but no predetermined order.

3.1.1 Scrum of Agile Methodology

Scrum is an implementation of Agile's fundamental concepts, which include the daily and broad collaboration of different development units. Scrum is an iterative approach to the process of developing websites, and it places a strong emphasis on the value on the squad. This technique requires managing one's own affairs and arranging one's own affairs; as a result, it will be suitable for finest shorter projects whose members are already well-organized.

In Scrum, the iterative processes and adaptability of the contemporary Agile method are combined with the specialization and structure of previous, more conventional systems. The ultimate goals are divided up into more manageable pieces, and the expectation is that teams will develop software and deliver it to customers in iterations of a certain time (usually two weeks). In this procedure, conferences are extremely important, as teams gather on a regular basis in order to monitor their progress and receive feedback during each iteration. An iterative procedure like this one is beneficial for complicated projects since it enables rapid revisions and increases efficiency.

3.1.2 Extreme Programming of Agile Methodology

Extreme Programming (XP), an additional agile technique, attempts to produce high-quality web programs while also being responsive to the changing requirements of the client. XP, much like many other Agile processes, places an emphasis on frequent departures in small iterations while simultaneously qualifying for revision as necessary.

3.1.3 Lean of Agile Methodology

The lean methodology encompasses not just a way of thinking but also a set of practices. The lean process, which was initially developed in the manufacturing industry as a method to enhance manufacturing efficiency in order to reduce waste and enhance consumer worth, which is widely applied over many disciplines, one of which is the development of web application software.

3.1.4 Bottom Line of Agile Methodology

Because there are many different web development strategies that can be applied to many different kinds of projects, programmers have a great deal of leeway when it comes to the creation of software that functions without a hitch. There is no foolproof strategy, and there is no single way that will guarantee success because the development of any plan is contingent on a wide range of factors.

3.2 Requirement Collection and Analysis

Finding out the terms and conditions, as well as the cost and specifics, of the software package that you want to purchase is the first and most significant task in this process. In order to accommodate clients, we must first think about what software is and how it is validated; after that, we will be able to identify any problems with software engineering.

We reached out to particular individuals in order to gain this idea, went to the website that was associated with the program, and gathered the necessary information.

The situation has been discussed in depth with our manager.

3.2.1 Requirement of Hardware

Table: 3.2.1 Requirement of Hardware

Processor	Intel i3 Processor
Motherboard	Asus PRIME H310M
Ram	Minimum storage of RAM is 256 MB.
Internet Card	Any type of internet card.
Graphics Card	Intel UHD Graphics 630
Hard Disk	40 GB

3.2.2 Requirement of Software

Table: 3.2.2 Requirement of Software

Software	Usage
No limitations of the windows operating system	To turn on the computer and set up the various components, programs, and settings.
VS Code, Atom	To set up a server (local) on our own PC.
MySQL	To make a database.

3.3 Use Case Modeling and Description

3.3.1 Diagram of Use Case Modeling

A user's engagement with the process is depicted in a use case diagram, along with the user's relationship to other users and their respective uses. Since this image may be utilized in so many different contexts and ways, it is often followed by others of similar nature. The steps that need to be taken can be more clearly depicted with this method. In addition to facilitating communication between parties, case diagrams' concise nature makes them a useful tool for facilitating brainstorming. The presentations make an effort to simulate the real world, leaving it to the team members to decide how the plan will be refined.

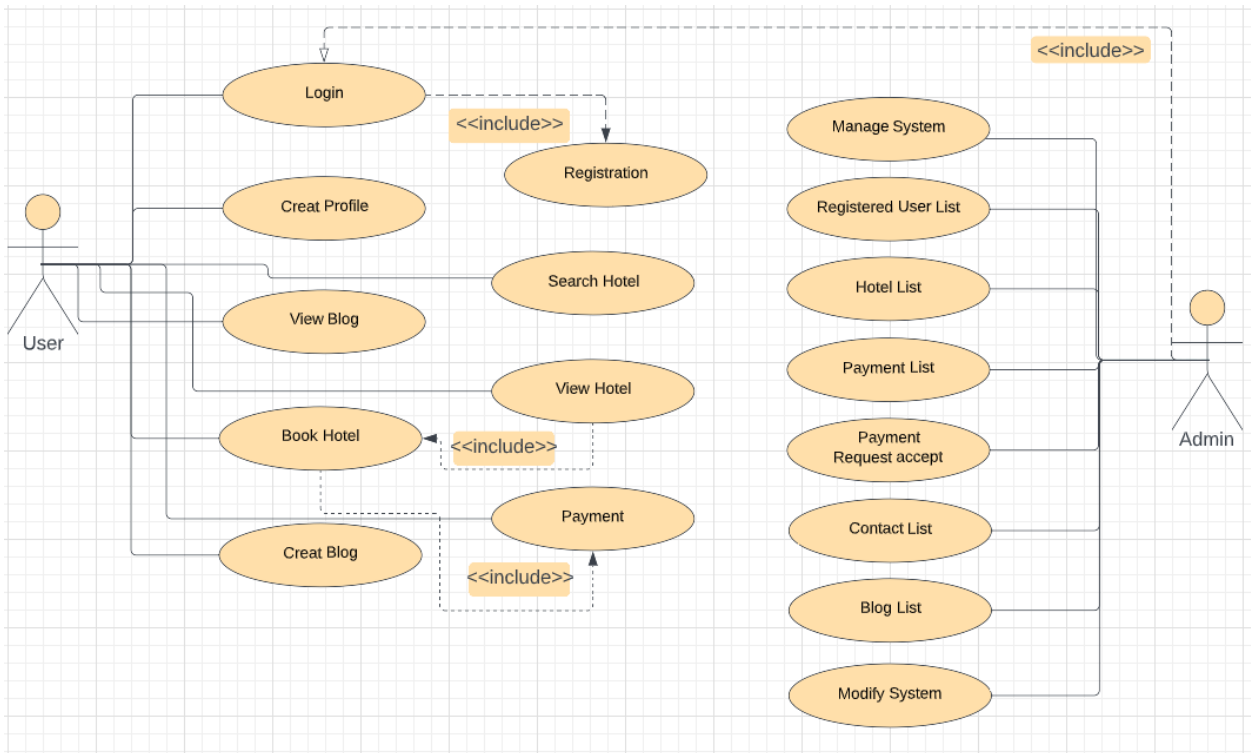


Figure 3.1.1: Use Case Diagram

3.3.2 Diagram of Data Flow Diagram

The data flow of a procedure can be depicted graphically using a data flow diagram. Data flow diagrams (DFDs) are a quick and simple method of depicting the data flow components of a process on a single page. Therefore, they may easily give a high-level overview of process characteristics that are related to the system (e.g., data-driven). It details where information comes from and where it flows to, as well as any data warehousing or processing that occurs along the way. Whether you're looking to enhance an existing system or launch a brand-new one, you can use these charts to do it. No guesswork is required as to what kind of information (or physical objects) are being moved around thanks to the descriptive term given to the process. Direction of flow is indicated by the arrow. Connections between processes, storage locations, and exit nodes are made by flows.

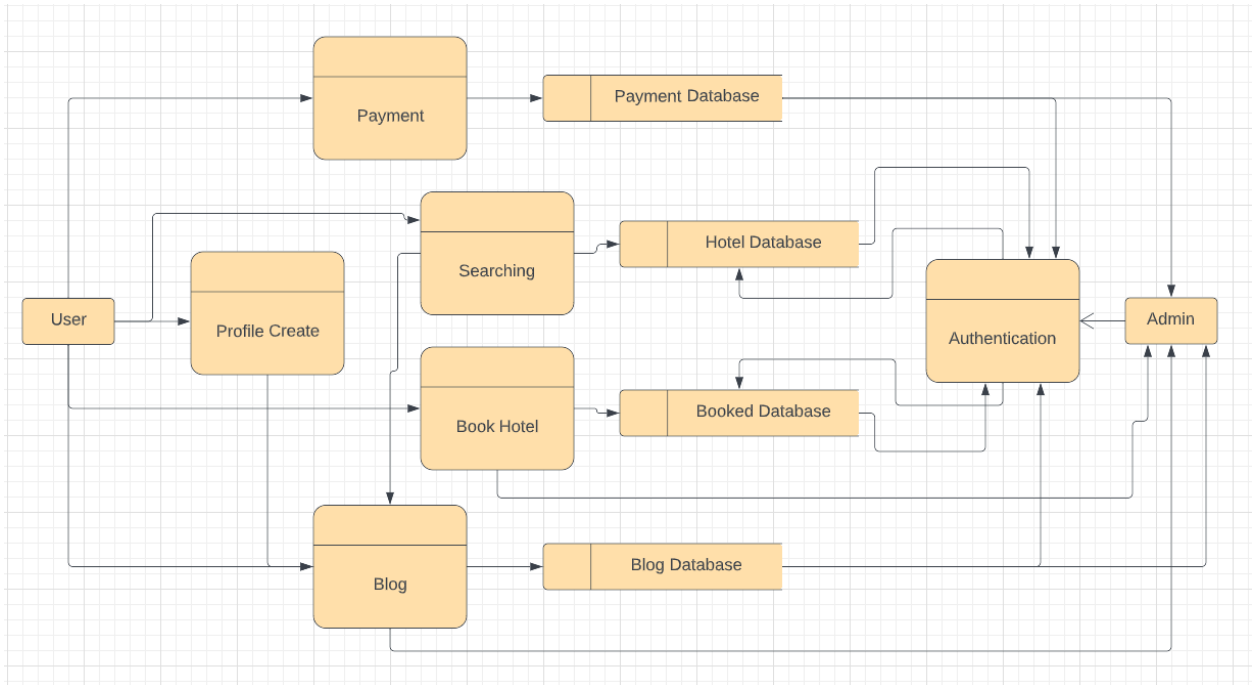


Figure 3.1.2: Data Flow Diagram

3.3.3 E-R Diagram

Several people, including the system administrator, will utilize this system. They may be identified by their own individual numbers. There is a profile for each user and administrator. An individual's email, phone number, name, address, and password will all be stored in their profile. The user may do things like make a hotel reservation, pay for it, write about their stay (on a blog), and so on. Travelers will have access to the system's introductory materials and communication channels. To use its features, though, he will need to create a user account. Users must make a payment to reserve their trip and begin using the services. The traveler can get in touch with the system administrator in the event of an emergency. The administrator will have full supervision, and only when the visitor has received approval from the administrator will they be allowed to go on their vacation.

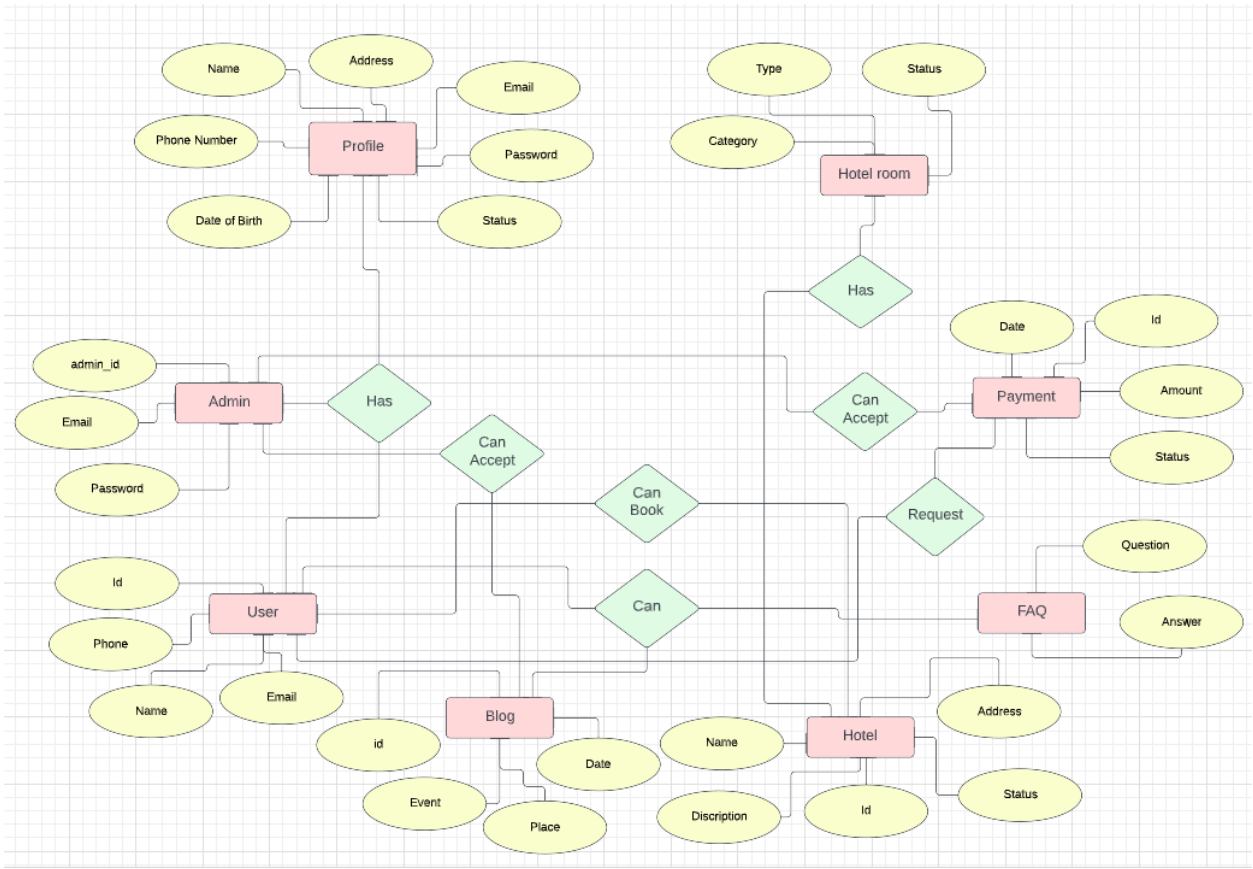


Figure 3.1.3: ER Diagram

3.3.4 Class Diagram

Class diagrams are used in software design and modeling to provide visual representations of the relationships between classes. Without ever looking class diagrams provide us to represent software at a very high degree of abstraction, right down to the source code. The diagram displays not only the names, properties, and connections between classes, but also, in some cases, the classes' corresponding methods. The constructor is shown in a class diagram after all the other information. The process list is separate from the characteristics list by a horizontal line. Generally, a method's name, the names of any required parameters, and the types of those parameters are all included in the notation. Plus signs +functions make up the aforementioned constructor (). For our method's class diagram, please see below:

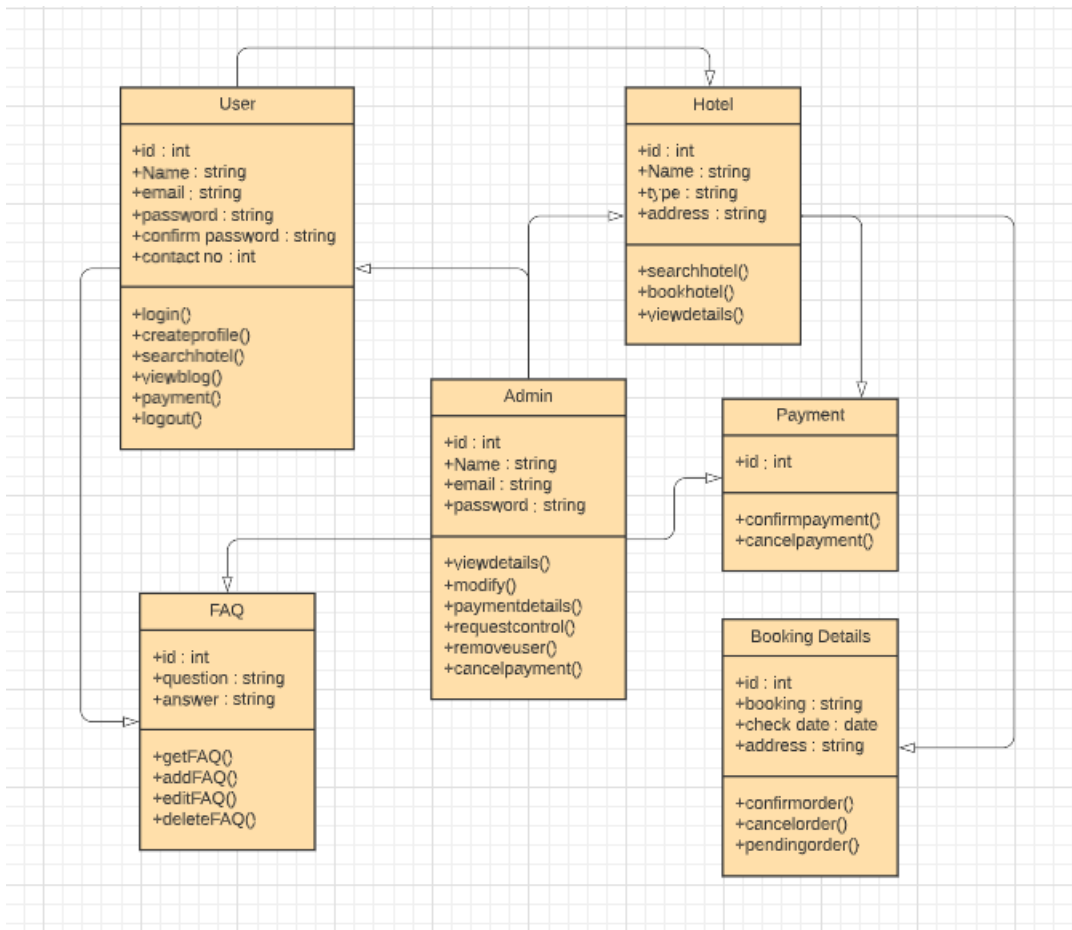


Figure 3.1.4: Class Diagram

3.4 Logical Data Model

For dynamic modeling, the Unified Modeling Language (UML) typically use series diagrams. The time and effort required to complete a task can be represented in a sequence diagram, a type of exchange diagram. In it, the particulars of a UML use case are represented. Build a simulation of the inner workings of a sophisticated program or function. It's a visual representation of the interdependencies between various process entities and parts. A sequence diagram is a graphical depiction of a time line, typically starting at the top and moving downward to illustrate the order of events. Trading information is depicted by arrows connecting columns for different objects. A sequence diagram depicts the order in which the steps of a procedure are carried out.

3.4.1 Sequence Diagram for Admin

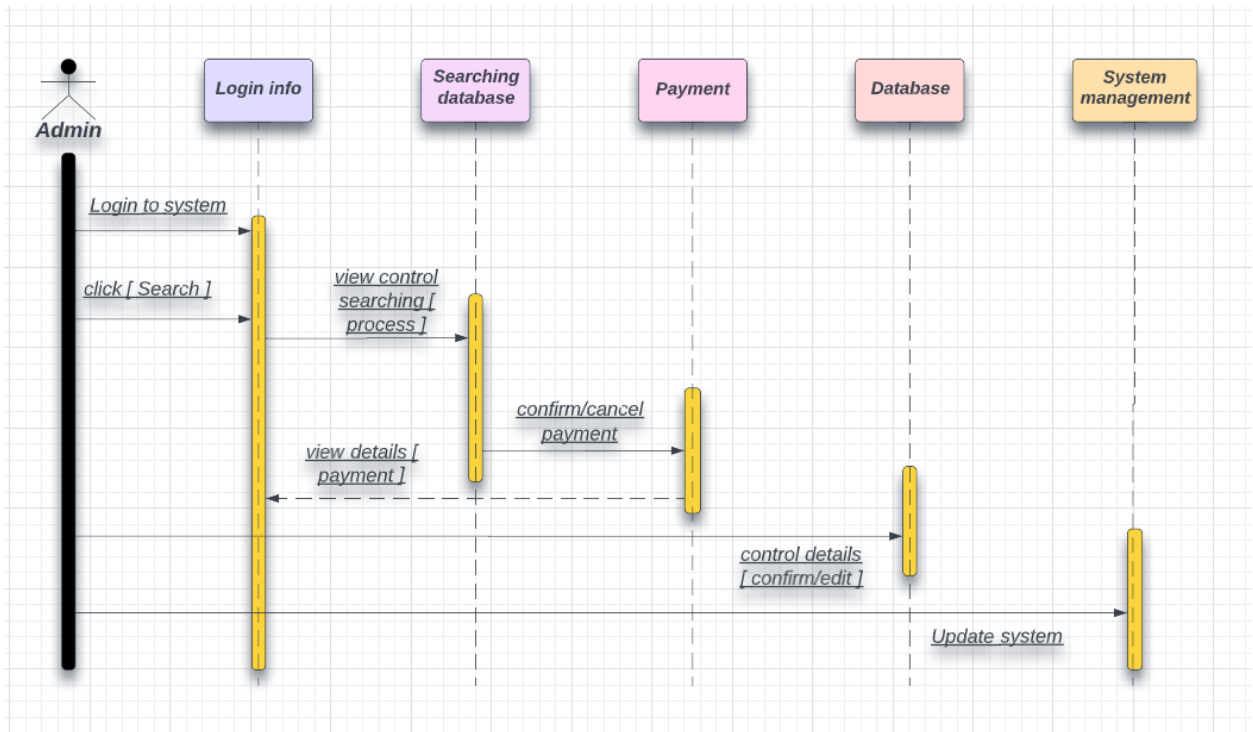


Figure 3.4.1: Sequence Diagram for Admin

3.4.2 Sequence Diagram for User

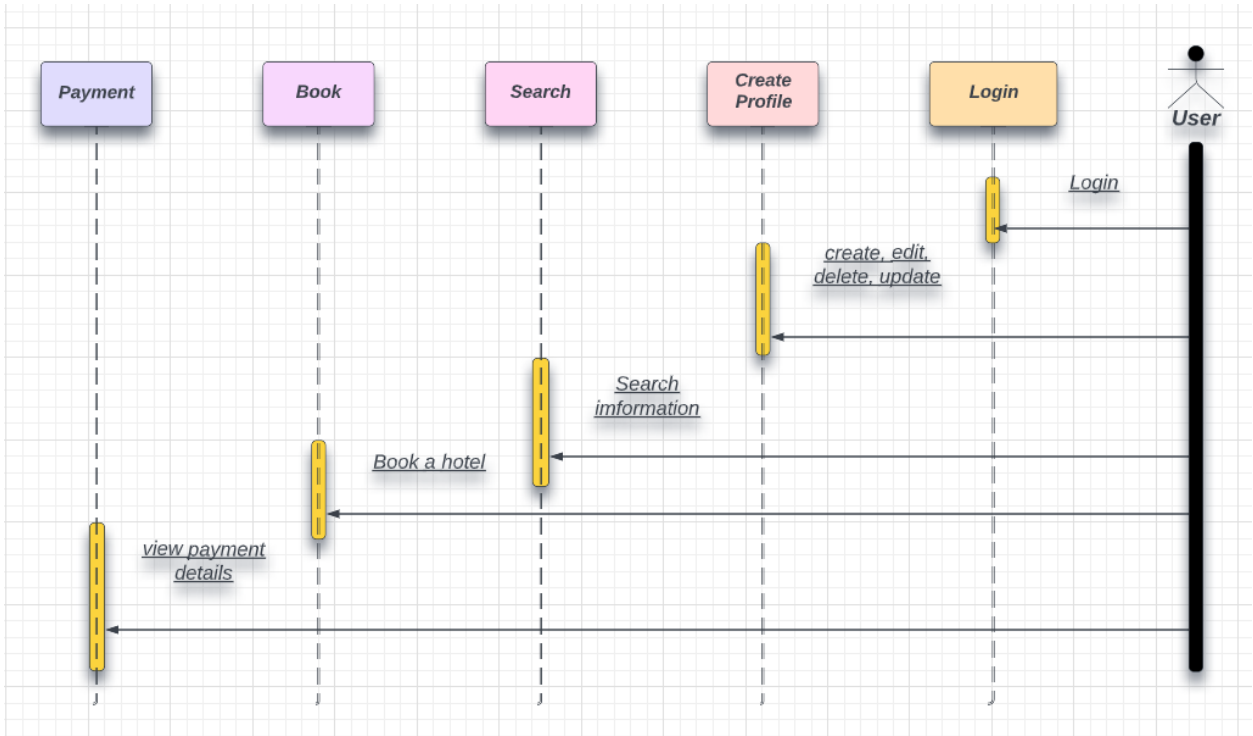


Figure 3.4.2: Sequence Diagram for User

3.5 Design Requirement

Languages utilized in the development of this program include:

- Hypertext Markup Language (HTML)
- Cascading Style Sheet (CSS)
- Frameworks (JavaScript, and Bootstrap)
- PHP (Row code)
- Database (MySQL)

CHAPTER 4

Design Specification and Implementation

4.1 Design of Front-End

4.1.1 Home

This page serves as the portal to our infrastructure. Regular visitors to our site often scan the product posts on the homepage before exploring further. If visitors don't join up or log in, they won't be able to lease anything from the homepage. Advertisement listings and information from other landing page sections can be evaluated together by users. When users join or log in, they get access to a variety of pages and positions. You can also sign up through email by showing the signup form on your screen. Users can check in to see how they're doing right now.

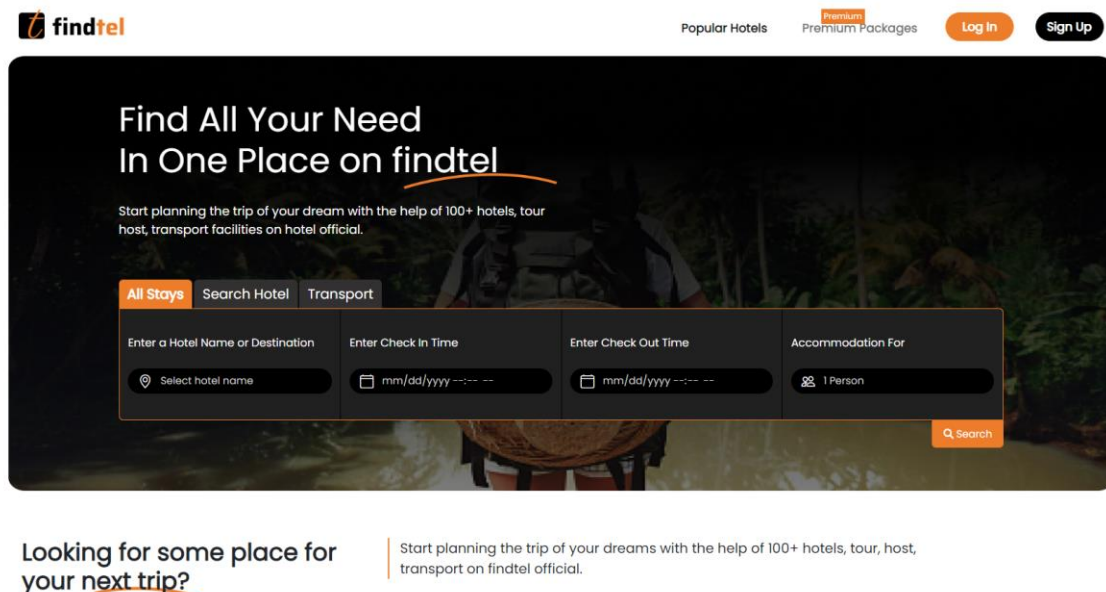


Figure 4.1.1.1: Home

After all, you've arrived at the website where you can keep tabs on your lodging, and from here, you can easily get to your destination. Here are some necessary questions that will get you to the next section.

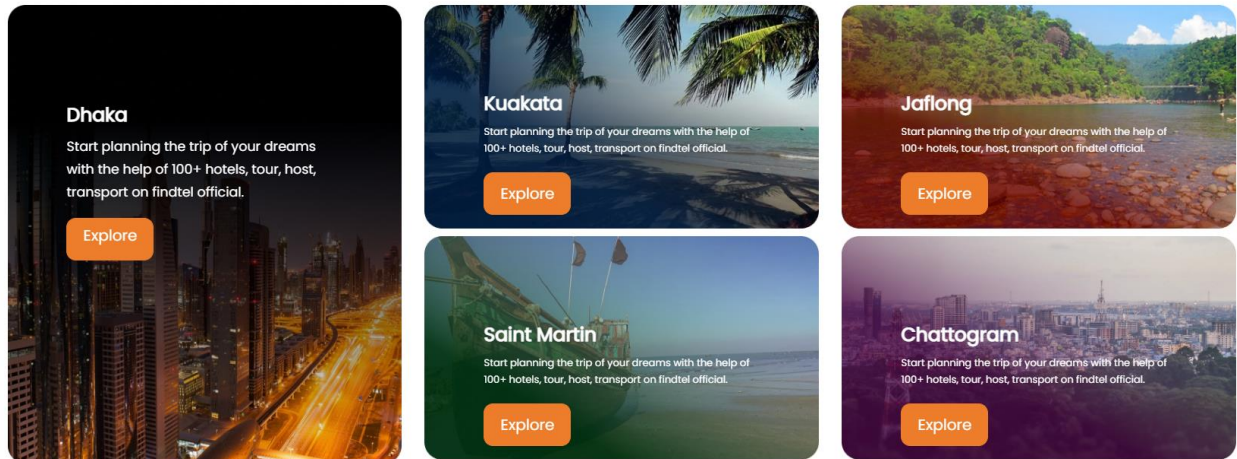


Figure 4.1.1.2: Home

Those pages are here to view the details of some specific place and it required thinks that will describe the place.

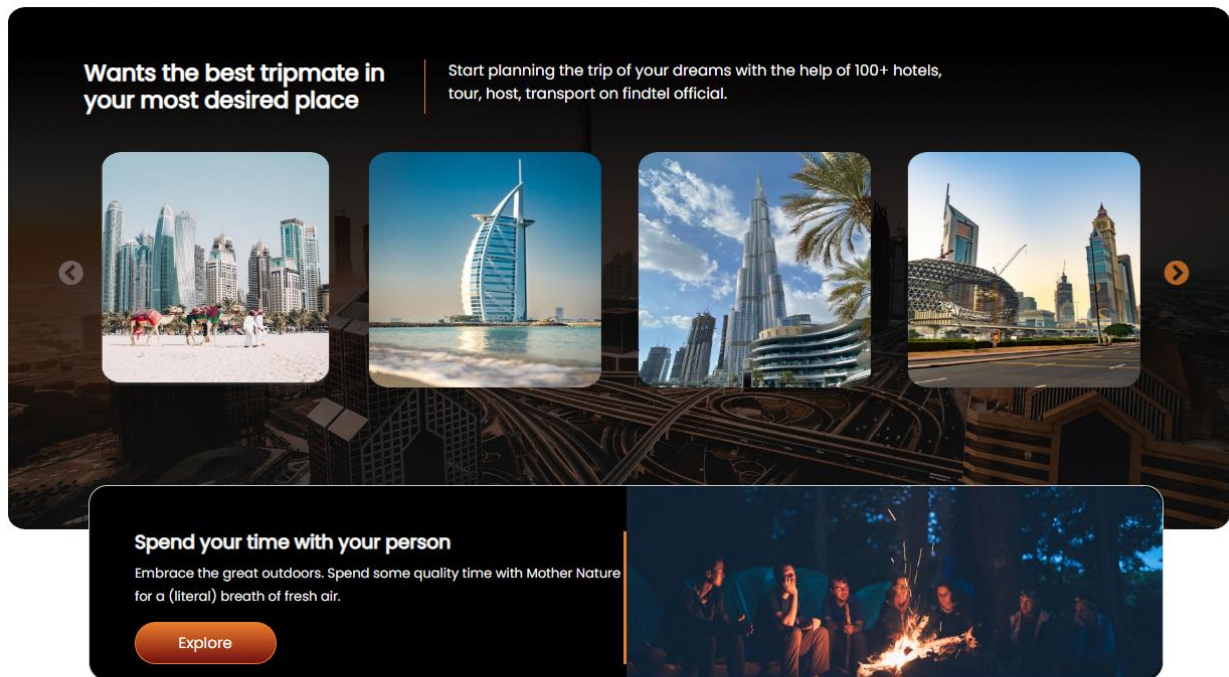


Figure 4.1.1.3: Home (Best Trip)

This page is about booking hotels according to the user's required needs. Here the tourist can see the basic information about a hotel and its rating.

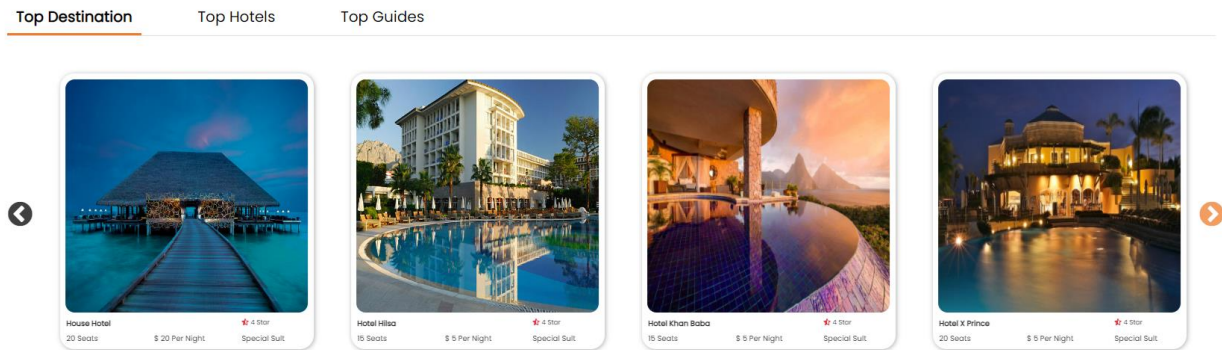


Figure 4.1.1.4: Home (Hotel)

This is the blog section for the new user, who can easily know about the unknown place.

Get inspiration for your next trip from our article written by our customers

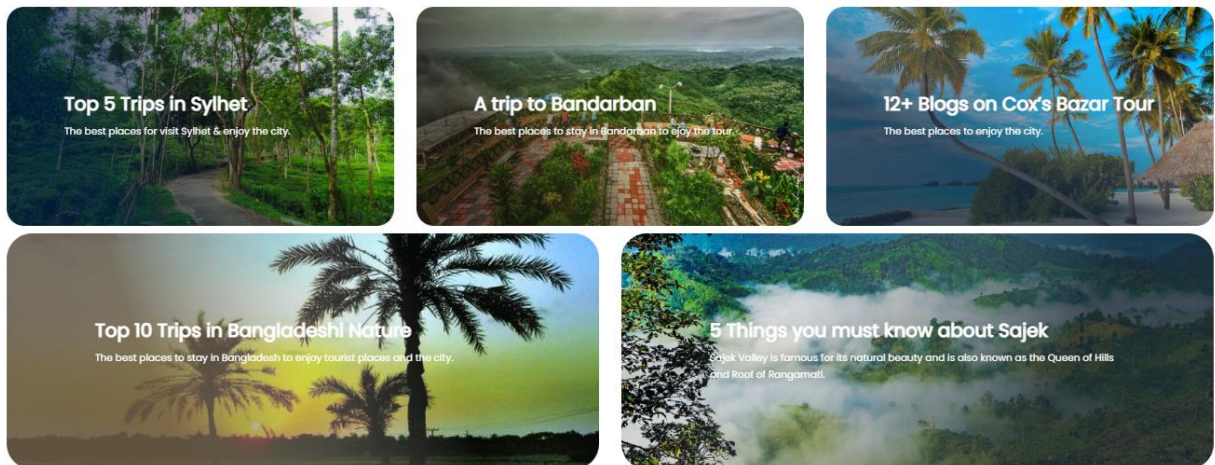


Figure 4.1.1.5: Home (Blog)

This is the technique's landing page, where users can find information regarding the system, including its Information such as your name, email address, phone number, and privacy policy, and social media outlets.

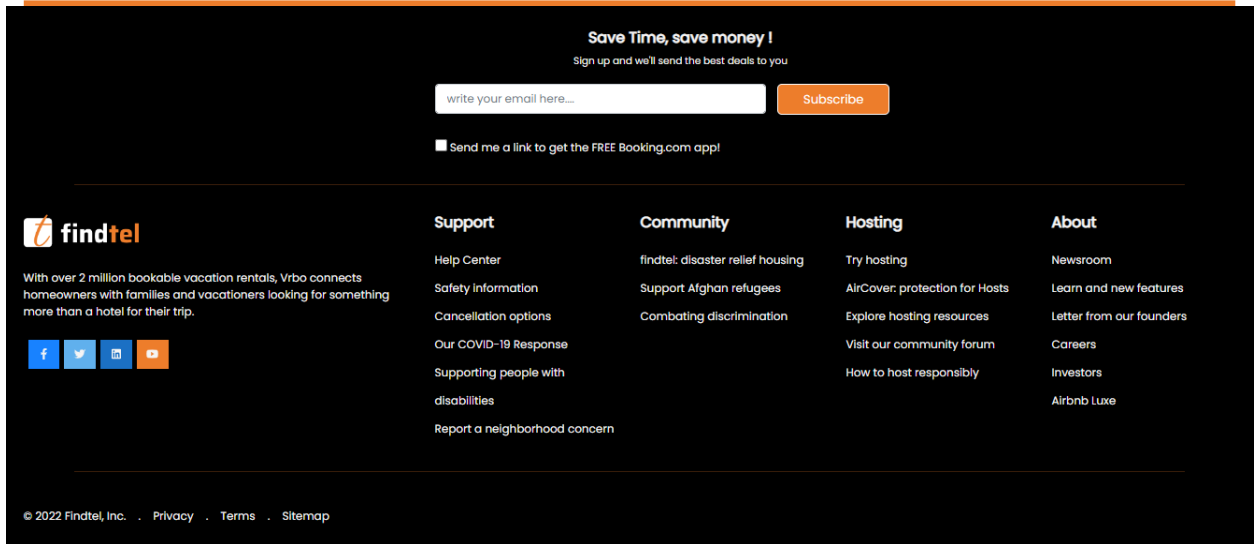


Figure 4.1.1.6: Home (Footer)

4.1.2 User Sign Up

Users can create an account by providing their name, username, email address, contact number, preferred dining establishment, and preferred location, as well as a password.

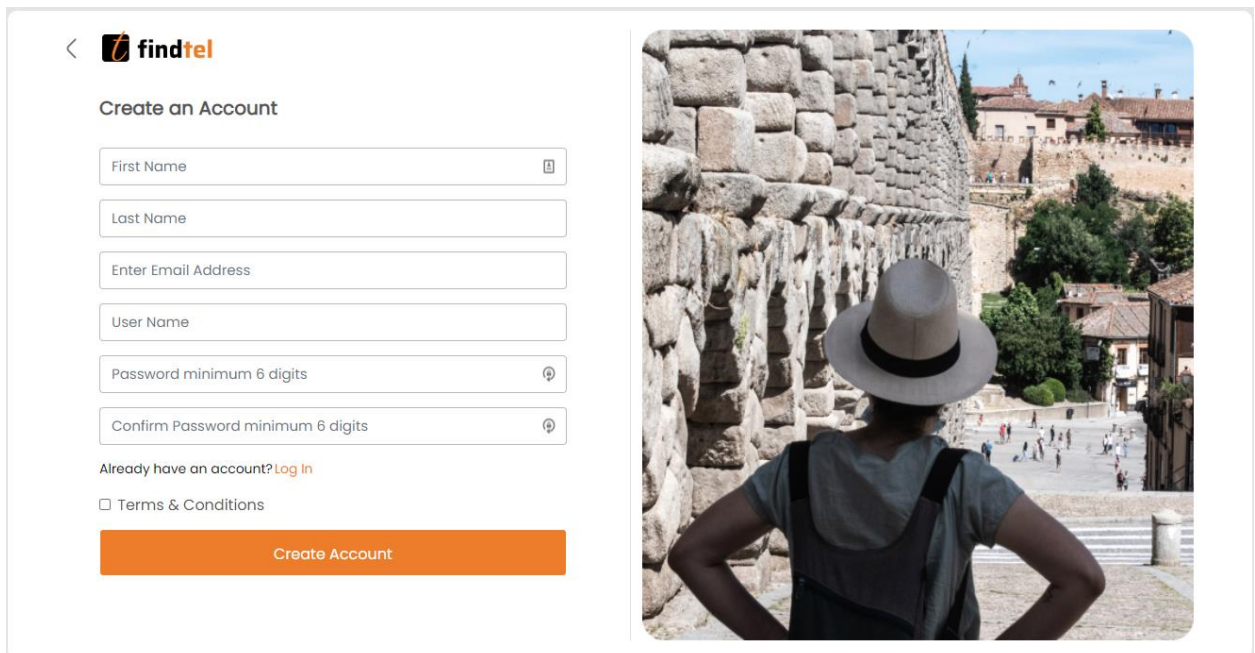
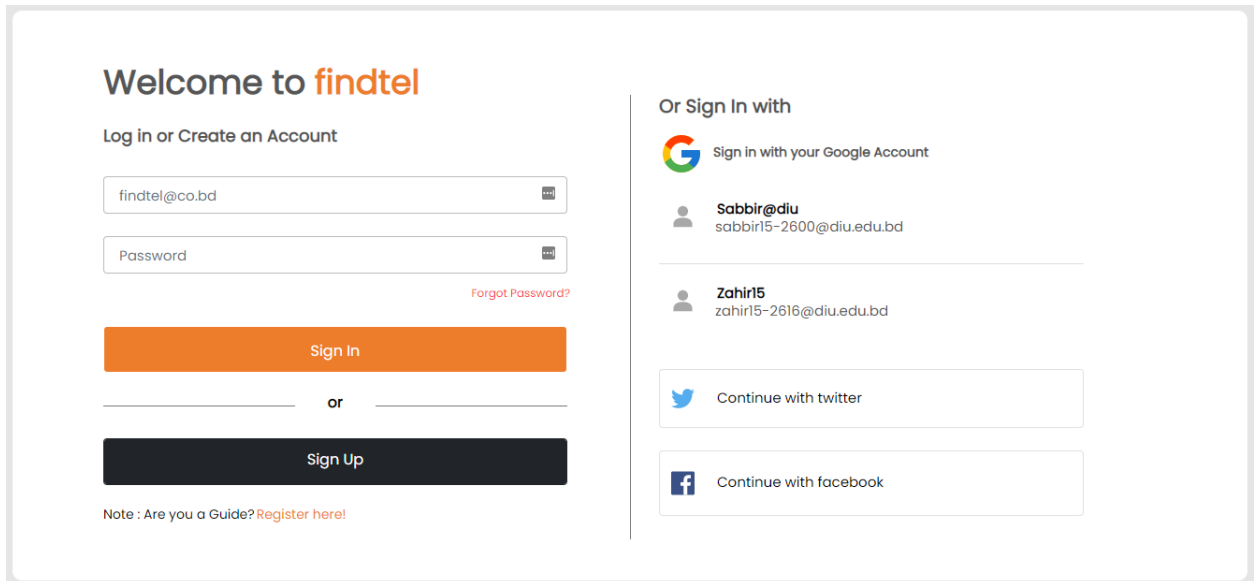


Figure 4.1.2: User Sign Up

4.1.3 User Sign In

The user then enters their login and password to enter the system. After logging in, the user can plan an event, reserve their preferred venues, and hire guides as needed.

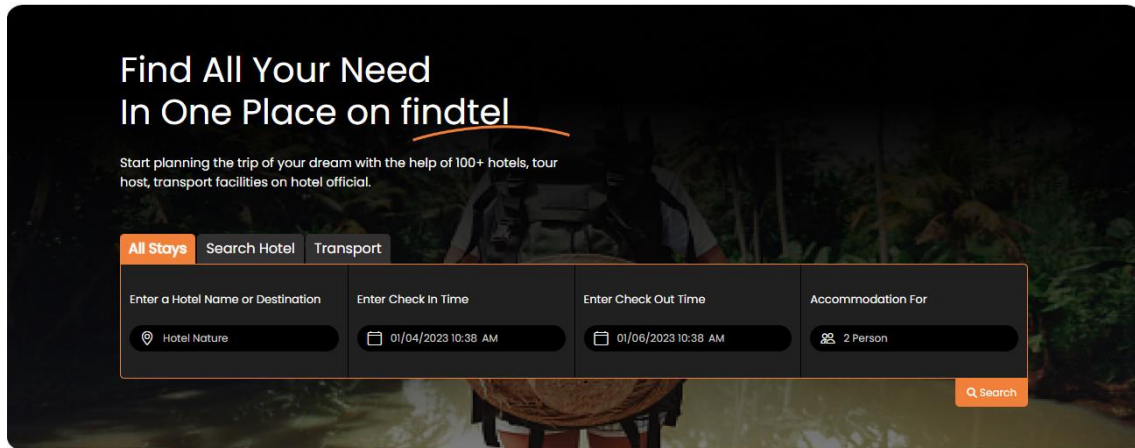


The image shows a user authentication interface for 'findtel'. On the left, under the heading 'Welcome to findtel', there is a section for 'Log in or Create an Account'. It features two input fields: one for the email address (containing 'findtel@co.bd') and one for the password (containing 'Password'). Below the password field is a red link for 'Forgot Password?'. There are two buttons: an orange 'Sign In' button and a dark grey 'Sign Up' button, separated by a horizontal line with the word 'or' in the center. At the bottom of this section is a note: 'Note : Are you a Guide? Register here!'. On the right, under the heading 'Or Sign In with', there are three options: 'Sign in with your Google Account' (with a Google logo), a user profile for 'Sabbir@diu' with email 'sabbir15-2600@diu.edu.bd', and another user profile for 'Zahir15' with email 'zahir15-2616@diu.edu.bd'. Below these are two buttons: 'Continue with twitter' and 'Continue with facebook'.

Figure 4.1.3: User Sign Up

4.1.4 Search Hotel

From here the user search hotel with hotel name, check-in time, check-out time, and accommodation for “person”.



Looking for some place for your next trip?

Start planning the trip of your dreams with the help of 100+ hotels, tour, host, transport on findtel official.

Figure 4.1.4: Search Hotel

4.1.5 Hotel List

Here is the hotel list according to the user's requirements.

Top Hotels for your searched place

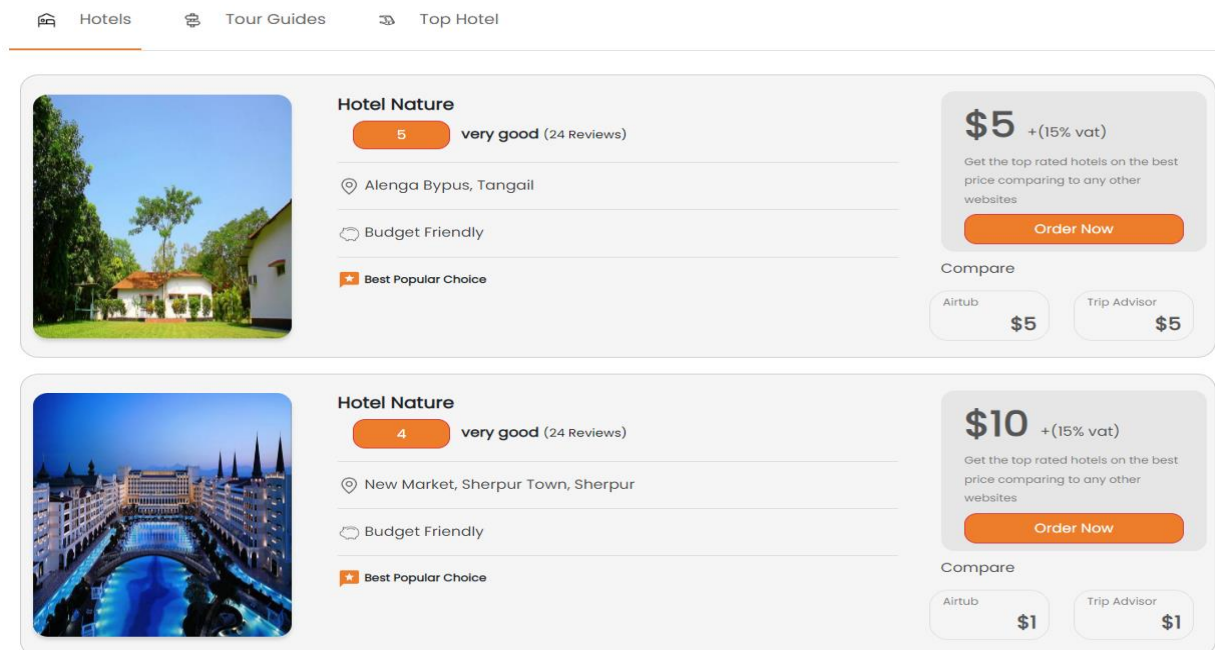



Figure 4.1.5: Hotel List

4.1.6 Book Hotel

There are the details of the hotel and its requirements. Users can easily book hotels by “Continue to Book”.

House Hotel



Overview Rooms Facilities Dinning Others Reviews

Lorem ipsum dolor sit amet. Aut quae nostrum vel distinctio cumque nam distinctio delectus cum similique corporis ut earum eaque qui alias alias. Ad atque enim ut perspiciatis commodi vel laboriosam magni aut quisquam internos sed eveniet molestiae est ducimus nihil. Ut enim galisum sed quod officii quo ipsa consequatur. Et dolorem numquam ea atque dolores sed fugiat nihil. In mollitia ipsam id dolores nihil qui eligendi impedit. Ut cumque voluptatem At illo suscipit est autem harum qui labore vitae aut quia debitis eum voluptates incidunt est ullam excepturi! Ut voluptatem aliquid eum illum dolores ut laboriosam accusamus qui aliquam sint et ullam quae. Ab sequi ipsum ea blanditiis facilis vel doloribus neque. Et nostrum commodi qui ullam excepturi in iste atque vel natus mollitia est quia magnam et expedita saepe sed galisum rerum.


Start Your Booking
\$20 per night
How long you will stay
- 3 +
Pick a Date
03-Jan, 2023 - 06-Jan, 2023
You will pay **\$ 120 USD** for **3 nights** for **2 Persons**
Continue to Book

Figure 4.1.6.1: Book Hotel




Booking Information

Please fill up the blank fields below



House Hotel
New Market, Sherpur Town, Sherpur

\$ 120 USD for 3 nights

 **No Risk & Fully Refundable** included
If you cancel the deal before February 15, 2022, there's no need to worry about payments!

First Name

Last Name

Phone Number

Gender

Room Type

Email Address

Figure 4.1.6.2: Book Hotel



Payment Method

Please fill up the blank fields below

Card Paypal Others

Payment Method

Bkash

Enter Account/Mobile Number

01648540000

Transaction ID

g67gfrfyu68

Sending Date

01/03/2023



Paid Amount

142.4

Billing Address

Dhaka

52.d

Dhaka

Dhaka

1235

Bangladesh

[← Return to Booking](#)

Discount Code

Apply

Confirm Payment



House Hotel

Room Type:Single

Check-in: 03-Jan, 2023

Check-Out: 06-Jan, 2023

Price Details

40 * 3 nights \$120

VAT 2% \$2.4

Service Fee \$20

Total **\$ 142.4**

Figure 4.1.6.3: Book Hotel



Yay! Payment Completed

You have successfully completed your payment.



We will inform you via email that you given once the transaction is accepted

[Back to Home](#)

Figure 4.1.6.4: Book Hotel (Payment)

4.1.7 User Profile

The majority of this section is devoted to the profile page. A user's profile, blogs, events, and the hiring of a personal assistant can all be managed from one central hub. Along the right side, you'll see the user's information..

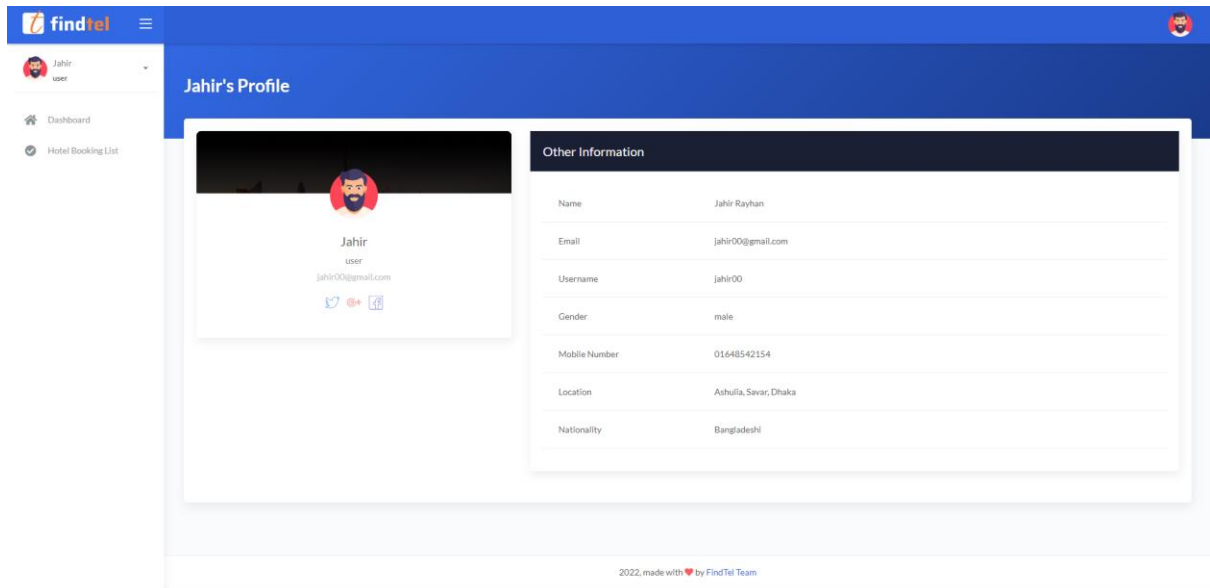


Figure 4.1.7: User Profile

4.1.8 FAQ (Frequently Asked Questions)

In this section, users will find answers to frequently asked questions.

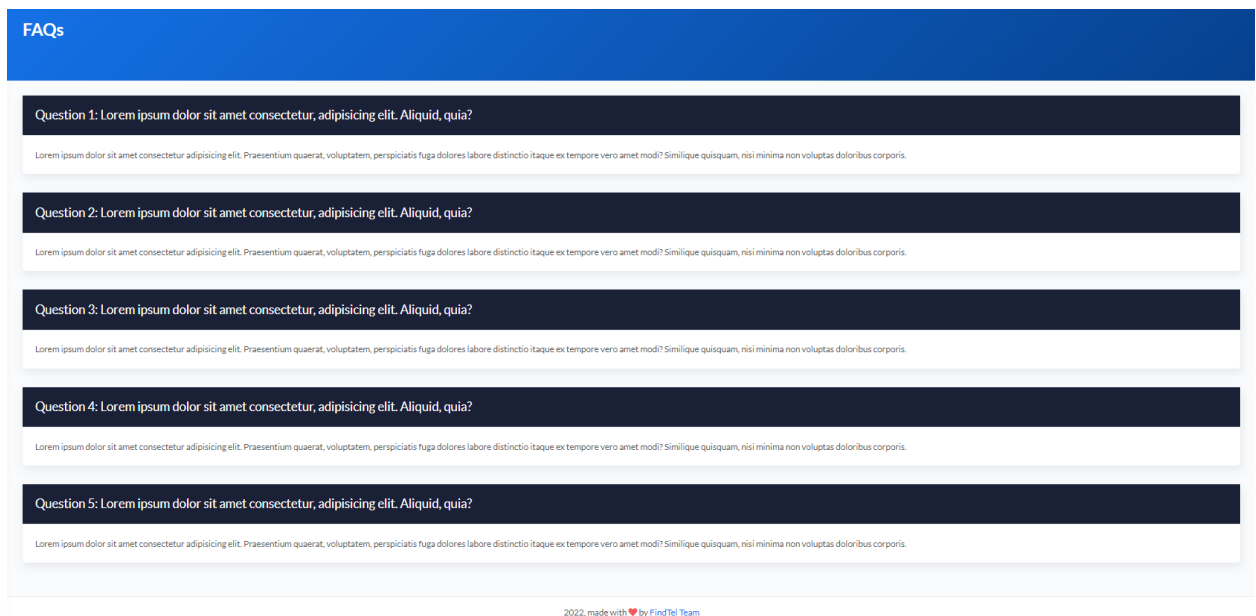


Figure 4.1.8: FAQ (Frequently Asked Questions)

4.1.9 Contact Us

The tourist guide manager can be accessed from this section. They can talk about their experiences with this platform. Input from users can be used to determine where improvements are needed.

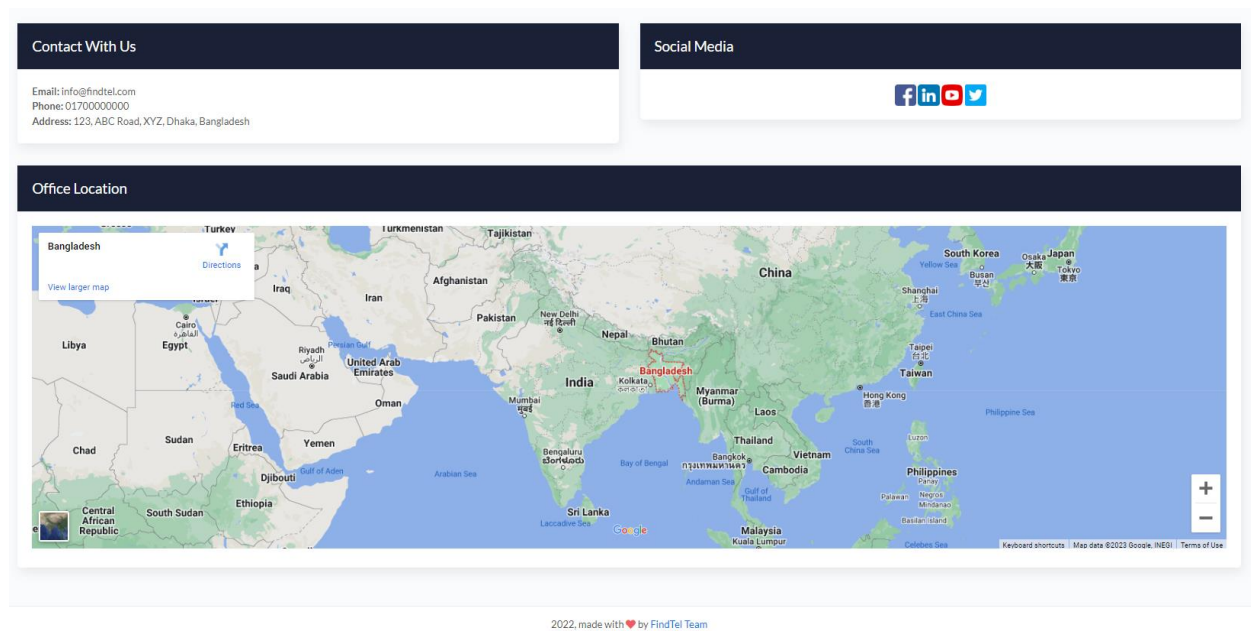


Figure 4.1.9: Contact Us

4.2 Design of Back-End

4.2.1 Admin Panel Dashboard

Within the control panel, we've applied the official skin. All of the administrative platform's tools will need to be trimmed down to this size. The Admin Forum presents information in a tabular format. Due to the admin forum, the admin may build, update, remove, modify, and display all data. The administrator has to log in in order to use the administrator panel. When an administrator logs on, they will be sent straight to the forum admin dashboard.

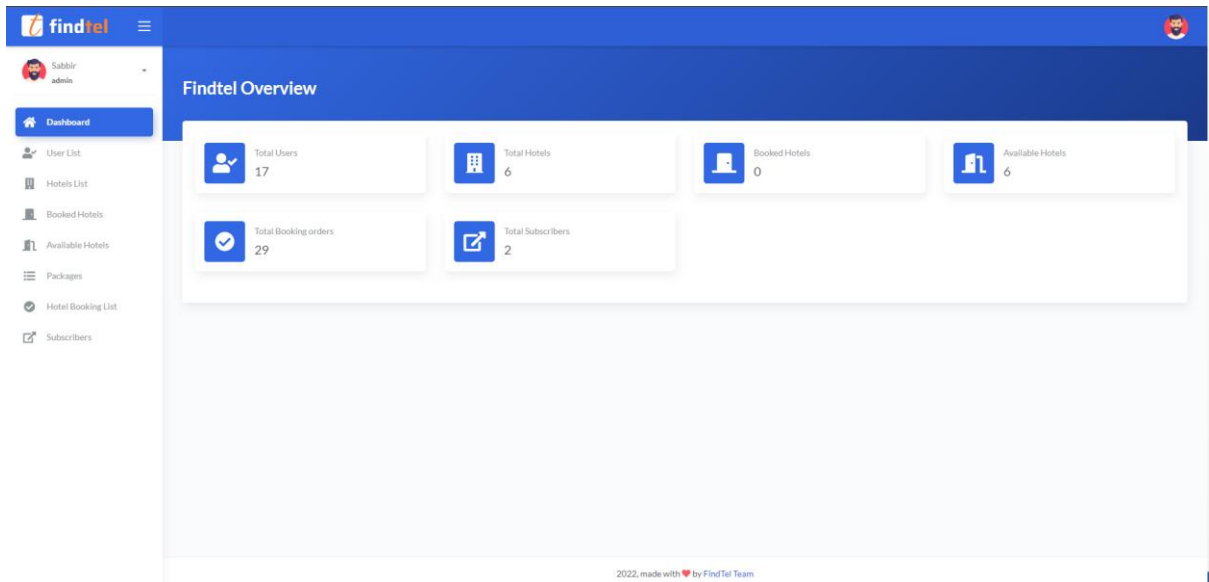


Figure 4.2.1: Admin Panel Dashboard

4.2.2 User List

This is the user's list, along with some additional details.

All Users + Add New Users

Show entries Search:

SN.	First Name	Last Name	Email	Username	User Type	Action
1	Md. Muiduzzaman.	Mahim	muidmahim@gmail.com	muiduzzaman1	admin	✎ ✖
2	First	Account	firstaccount@gmail.com	firstaccount	user	✎ ✖
3	Sabbir	Ahamed	sabbir10r@gmail.com	Sabbir	admin	✎ ✖
4	Ab	Cd	abcd@gmail.com	abcd	user	✎ ✖
5	Sabbir	Ahamed	sabbir.hello1@gmail.com	Sabbir	user	✎ ✖
6	Sajid Hossain	qeqt	test2@gmail.com	ew3k3DSW3	user	✎ ✖
7	az	uq	azhar64100@gmail.com	azhar64@gm.co	user	✎ ✖
8	Jared Farrell	Briar Wise	romy@gmail.com	Donna Sawyer	user	✎ ✖
9	To	Be	tobe@gmail.com	tobe	user	✎ ✖
10	to	do	todo@gmail.com	todo	user	✎ ✖

Showing 1 to 10 of 16 entries Previous **1** 2 Next

Figure 4.2.2: User List

4.2.3 Add Hotel

The administrator is able to add hotels with the necessary details.

The screenshot shows a form for adding a new hotel. It includes several input fields: Hotel Name, Address, Hotel Cost, Airtub Cost, Trip Advisor Cost, Available Seats, Hotel Ratings, and Image. There are also sections for Hotel Description and Hotel Details, each with a text area and a save icon. The form is styled with a blue header and footer, and a white background for the main content area.

Figure 4.2.3: Add Hotel

4.2.4 Hotel List

These are the hotels that the administrator has added to the list.

The screenshot shows the 'All Hotel Details' page. It features a sidebar with navigation options like Dashboard, User List, Hotels List, Booked Hotels, Available Hotels, Packages, Hotel Booking List, and Subscribers. The main content area displays a table of hotels with the following data:

SN	Hotel Name	Address	Hotel Cost	Airtub Cost	Trip Advisor Cost	Available Seats	Hotel Ratings	Image	Action
1	House Hotel	New Market, Sherpur Town, Sherpur	20	5	2	20	4		Edit Delete
2	Hotel Hilsa	Noya Para, Jamalpur Town, Jamalpur	5	2	5	15	4		Edit Delete
3	Hotel Khan Baba	Ganginarpar, Mymensingh Town, Mymensingh	5	5	5	15	4		Edit Delete
4	Hotel X Prince	Chowrasta, Gazipur	5	5	2	20	4		Edit Delete
5	Hotel Nature	Alenga Bypass, Tangail	5	5	5	10	5		Edit Delete

Showing 1 to 5 of 6 entries

Figure 4.2.4: Hotel list

4.3 Interaction Design and User Experience (UX)

With this in mind, we have worked hard from the start to streamline the user experience and shorten the time it takes for them to perform their desired action on our site. In addition, we do user research, interview a sample of users, and collect their opinion on the optimal flow for the hotel booking process. And that allows us to have some novel realizations and put them into practice. We have worked on a variety of areas, from login authentication to payment gateways, to ensure that the user experience is consistently pleasant.

4.4 Implementation Requirements

Every project has a requirement as we had; our initial target was that we will work with hotel management and tourism. Then after starting the work, we will focus more on hotel booking for the first phase and do tourism and tour guide things a bit later and we will interconnect all of them in the coming days.

After that, we will suggest a hotel for a user such as when he will check in and check out or his preferred location so that he can book a hotel online on our platform. He can complete the payment for his booking.

CHAPTER 5

Implementation and Testing

5.1 Implementation of Database

This document serves as a guide for setting up a database in MySQL Workbench.

Select File > Create Schema to build the database structure.

If you're satisfied with the name you've given the schema, click Apply (findtel).

Click Apply in the Apply SQL Script to Database window to run the SQL query that creates the schema.

- Finalize your work by clicking here. The new, tableless schema is displayed in the left pane. Access the Server menu and select Users and Privileges to create a new user account. You can finish the screen by entering the information requested above.
- In the Server menu, choose Options File, and then click the Networking submenu. Maximum packet size should be increased to at least 256M. (it should be at the top). When a new window appears, select the checkbox labeled "Apply." You may learn more about MySQL by reading its official documentation.

5.2 Implementation of Front-end Design

Data, structure, and other records are all part of the database architecture, which we've covered together with software development strategies in this section. Other initiatives to enhance this app are as follows: Examples include UCD, DFD, a Sequence Diagram, or a Data Flow Diagram.

The software was developed using the following languages:

Coding languages and frameworks: HTML, CSS, JavaScript, and Bootstrap

5.2.1 Hypertext Markup Language (HTML)

HTML is a programming language that is used to construct the structure and aesthetic of every website. HTML is always present whenever we go to a website and look around. The first HTML elements were given by Tim Berners-Lee and the CERN group in 1991, and the wad was developed in 1993. It was an easy to understand dialect. [7]

5.2.2 Cascading Style Sheet (CSS)

Cascading style sheets (CSS) is a style sheet language used to demonstrate the visual style and semantic meaning of a markup record. Sites with user interfaces frequently employ cascading style sheets (CSS) to alter the visual presentation of HTML pages. [8] Using CSS, we can give our dated HTML framework a modern appearance and encourage people to visit our site more often. In 1994, the proposal to adopt this language for web styling was made public.

5.2.3 JavaScript

Consumer pre-programming language, or JavaScript, is a programming language that is not wanted from Java. This language is only used for creating webpages. Assembled by Brendan Eich, it is commonly known as the ECHA Script.

5.2.4 Bootstrap

Bootstrap is a CSS framework that can simplify the process of making a website. Twitter first released Bootstrap on GitHub in August of 2011.

5.2.5 Requirement Prosperity

- PHP (Row code)
- MySQL

5.2.5.1 PHP

When it comes to web development, PHP is a server-side scripting language that can be integrated into HTML. It's used for everything from managing databases and sessions to creating full-fledged e-commerce sites with dynamic content. It works in tandem with a wide range of databases, including MySQL, PostgreSQL, Oracle, Sybase, Informix, and Microsoft SQL Server.

5.2.5.2 MySQL

MySQL, created by the open-source community and powered by ORACLE Corporation, is a database management system that can function on a wide variety of platforms and technologies. As a result, it opens the door to a plethora of storage options by facilitating access to a wide range of predetermined ends. In addition to these features, it is also long-lasting, resilient, and very secure, making it a great investment. [9]

The most vocal advocate for Monty Widenius's daughter inspired the names "My" and "SQL," a reduction in the language of "Organized Question."

Here therefore is the My + SQL = 'MySQL' social structure of modern Sweden.

5.3 Testing Implementation

Its primary goal is to automate web applications for the purposes of testing, but it is not the only thing it can do. Admin tasks that are performed online and are inconvenient can (and really should be) be automated.

5.4 Test Results and Reports

Table 5.4: Result of the Testing

S.L No	Test Result	Expected Result	Result
1	Sign Up	When an unregistered user signs up or registered in the system the data is stored in the MYSQL database.	Successful
2	Log In	Users may access their accounts with the current data when they log in to the system to rent goods or items.	Successful
3	Book Hotel	When a user searches hotels and books it is then it stored in the database.	Successful
4	Payment	When a user pays with requirements then it stores in the database and the admin can manage it	Successful
5	Log Out	Exit from the application	Successful

CHAPTER 6

Impact on Society, Environment and Sustainability

6.1 Impact on Society

You would not expect an online service to provide travelers with the same level of security, convenience, and low prices that they enjoy. You'll change your mind after giving it a try. This dynamic online platform helps to further illustrate how a society that has received widespread praise for facilitating communication, collaboration, innovation, and comprehensive guidance has developed. Corporate travel websites have a remarkable impact on society. These businesses must make sure they cater to a new generation of representatives by providing them with a flexible and considerable opportunity for instruction and by understanding the value of sophisticated travel information. The application may help society in the following five believable ways, proving that there is a greater need than ever to adopt this cutting-edge teaching method.

6.2 Impact on Environment

People's lives today are stressful and busy due to their work commitments. Therefore, they must reconnect with nature to overcome their feelings of sadness and weariness. Only travel can infuse their lives with new energy. People from all over the world can use our online platform to access service, and relax on a trip that you know will go well.

6.3 Ethical Aspects

A trip is one of the best gifts you can give yourself. The sensations are thrilling. a chance to open one's mind to the hope and assurance of creating something new. A period for curiosity and self-discovery. To make this trip enjoyable, we have also set up this online travel platform. With the help of this web platform, we are assisting travelers and highlighting the advantages of travel for them. In a discussion on the honor and wellbeing of visitors, we emphasize moral questions linked to worth and diversity, observation and

permission, and identification and secrecy. We ask questions to encourage additional research on the topics brought up in this dialogue rather than attempting to settle them.

6.4 Sustainability Plan

Who doesn't want to take a trip? The hobby of visiting the nation's historical sites is practiced by almost everyone. Though they have adequate time and money, it is frequently seen that they still require more to fully enjoy their journey. Therefore, their wish to visit the nation still needs to be granted. We are using this platform to help these travelers achieve their unmet aspirations. Travelers may quickly and affordably secure their safety by using this application. Our platform's offerings are easily accessible to tourists. A tourist can engage a guide to make his or her trip more accessible. A tourist will have a clear understanding of any intriguing location beforehand, ensuring that his time and money are well-spent. The visitor can speak with the admin directly at any moment.

CHAPTER 7

Conclusion and Future Scope

7.1 Conclusion

In this section, I want to express my sincere gratitude to Tania Khatun maam, our honored advisor. We were able to successfully develop this system with his assistance. We are all working hard in the modern world. We should go somewhere for our refreshments. So now we all know that tourism is a big and growing industry all over the world and the hotel business is also expanding at a very fast rate. In such a situation we want to create a platform where this platform will create a bridge between these two. People will be able to quickly locate their preferred location with the aid of this method. Additionally, he will be able to hire a guide. Additionally, he will be able to know in advance the specifics of his travel expenses. An expanded, better internet platform was what we sought to build. So, attempting to create this project from that notion. We can guarantee that this approach will increase people's interest in traveling. We also contribute to system development so that, should there be any issues with the project in the future, we can fix them and make the system more user-friendly for tourists.

7.2 Scope for Further Development

Our mission is to assist travelers who have a strong desire to travel but are unable to do so due to a lack of resources (time, money, or knowledge). Those who are hesitant to believe different travel providers. Tourists will be able to choose the location of their choosing after using this technology. They will be able to select hotels based on their budget. With the help of this system, they will be able to acquire comprehensive information about the hotels and restaurants in the area as well as know in advance how much it will cost to travel there. We'll work to update the system in the future so that travelers can make hotel reservations before leaving.

Helping tourists is always our top concern, and this spark will always motivate us to do so.

REFERENCES:

- [1] Stephen J. Page, "Tourism Management (5th ed.). Routledge" Tourism, Hospitality and Events, Available: <https://doi.org/10.4324/9781315768267>
- [2] Lina Zhong, Sunny Sun, Rob Law, "Movement patterns of tourists Tourism Management", Volume 54, 2016, pp. 196-208
- [3] Metin Kozak, Mike Rimmington, " Measuring tourist destination competitiveness: conceptual considerations and empirical findings, " School of Hotel and Restaurant Management, Available: [https://doi.org/10.1016/S0278-4319\(99\)00034-1](https://doi.org/10.1016/S0278-4319(99)00034-1)
- [4] Craig Webster, Stanislav Ivanov "Transforming competitiveness into economic benefits: Does tourism stimulate economic growth in more competitive destinations?" Tourism Management, Volume 40, 2014, pp. 137-140
- [5] Wang Y., Yang Y., Huang S.S., Huang L., Sun W. "Effects of air quality and weather conditions on Chinese tourists' emotional experience" Journal of Hospitality and Tourism Management, Volume 48, 2021
- [6] Bahja F., Hancer M. "Eco-guilt in tourism: Do tourists intend to behave environmentally friendly and still revisit?" Journal of Destination Marketing and Management, Volume 20, 2021
- [7] Geeksforgeeks, "HTML | Introduction," Geeksforgeeks, 15 October 2021. [Online]. Available: <https://www.geeksforgeeks.org/html-tutorials/?ref=lbp>. [Accessed 1 10 2021].
- [8] Geeksforgeeks, "CSS Introduction," Geeksforgeeks, 16 10 2021. [Online]. Available: <https://www.geeksforgeeks.org/css-tutorials/?ref=lbp>. [Accessed 1 10 2021].
- [9] Daniel J. Fernandez & John D. Fernandez (2008) Agile Project Management —Agilism versus Traditional Approaches, Journal of Computer Information Systems, 49:2, 10-17, DOI: 10.1080/08874417.2009.11646044

ORIGINALITY REPORT

24%

SIMILARITY INDEX

23%

INTERNET SOURCES

0%

PUBLICATIONS

14%

STUDENT PAPERS

PRIMARY SOURCES

1	dspace.daffodilvarsity.edu.bd:8080 Internet Source	17%
2	Submitted to Daffodil International University Student Paper	4%
3	www.coursehero.com Internet Source	1%
4	Submitted to Oklahoma State University Student Paper	<1%
5	eprints.utar.edu.my Internet Source	<1%
6	Submitted to Universiti Utara Malaysia Student Paper	<1%
7	repository.unika.ac.id Internet Source	<1%
8	Submitted to CVC Nigeria Consortium Student Paper	<1%
9	Submitted to BATANGAS STATE UNIVERSITY Student Paper	<1%

10 Submitted to Morgan Park High School <1 %
Student Paper

11 Submitted to University of Computer Studies <1 %
Student Paper

12 www.measy.com <1 %
Internet Source

13 bsssbhopal.edu.in <1 %
Internet Source

14 www.tutorialspoint.com <1 %
Internet Source

Exclude quotes Off

Exclude matches Off

Exclude bibliography On