

INTERNSHIP ON WEB DESIGN AND DEVELOPMENT

BY

Md Tanzim Hasan

ID: 162-15-8189

This Report Presented in Partial Fulfillment of the Requirements for the
Degree of Bachelor of Science in Computer Science and Engineering

Supervised By

Ms. Nishat Sultana

Lecturer

Department of CSE

Daffodil International University

Co-Supervised By

Mr. Md. Abbas Ali Khan

Assistant Professor

Department of CSE

Daffodil International University



DAFFODIL INTERNATIONAL UNIVERSITY

DHAKA, BANGLADESH

12 December 2022

APPROVAL


This Project/internship titled "INTERNSHIP ON WEB DESIGN AND DEVELOPMENT", submitted by **MD. TANZIM HASAN**, ID No: **162-15-8189** to the Department of Computer Science and Engineering, Daffodil International University has been accepted as satisfactory for the partial fulfilment of the requirements for the degree of B.Sc. in Computer Science and Engineering and approved as to its style and contents. The presentation has been held on *date*.

BOARD OF EXAMINERS

Chairman


Dr. Touhid Bhuiyan
Professor and Head
Department of Computer Science and Engineering
Faculty of Science & Information Technology
Daffodil International University

Internal Examiner




Subhenur Latif
Assistant Professor
Department of Computer Science and Engineering
Faculty of Science & Information Technology
Daffodil International University

Internal Examiner



Mohammad Monirul Islam
Assistant Professor
Department of Computer Science and Engineering
Faculty of Science & Information Technology
Daffodil International University

External Examiner




Dr. Dewan Md Farid
Professor
Department of Computer Science and Engineering
United International University

DECLARATION

This internship was completed under the direction of **Ms. Nishat Sultana, Lecturer, Department of CSE** Daffodil International University. I further certify that neither this internship nor any portion of this internship has been submitted to another institution for the award of a degree or certificate.

Supervised by:



Ms. Nishat Sultana
Lecturer
Department of CSE
Daffodil International University

Submitted by:



MD Tanzim Hasan
ID: 162-15-8189
Department of CSE
Daffodil International University

ACKNOWLEDGEMENT

First and foremost, I offer my heartfelt appreciation and gratitude to Almighty God for His wonderful grace, which enabled us to successfully finish the final year internship.

I am really grateful to **Ms. Nishat Sultana, Lecturer**, Department of CSE, Daffodil International University, Dhaka. My supervisor's extensive knowledge and deep interest in the topic of "Web Design" made this internship possible. Her never-ending tolerance, academic direction, persistent encouragement, frequent and vigorous supervision, constructive criticism, good advice, and reading many poor manuscripts and fixing them at all stages enabled me to accomplish this internship.

I would like to offer my heartfelt thanks to **Dr. Touhid Bhuiyan**, Professor and Head, Department of CSE, for his kind assistance in completing my internship, as well as to the other academic members and employees of Daffodil International University's CSE department.

I'd also want to thank Creativitix Software Ltd. for providing me with the opportunity to complete my internship there. Through this internship, I have expanded my knowledge and gained new experiences.

I'd want to thank every one of our Daffodil International University classmates who participated in this discussion while finishing their studies.

Finally, we must express our gratitude for our parents' unwavering support and patience.

ABSTRACT

The primary aims of this brief role were to create websites and learn HTML. A number of programming languages are used to construct internet-based applications. Some are just used for both front-end and back-end planning. HTML3, HTML4, HTML5, CSS, Bootstrap, JavaScript, and so forth. [1] Several additional programming languages are utilized to develop a product or a critical component of an application. For example, PHP, Java, and so forth. There are also several frameworks that are in constant use today. Frameworks, often known as MVC, are essentially coordinated programming with models, views, and controllers. We are excited to facilitate electronic filing, which is critical to us since it can be accessed from anywhere in the globe. It is essential to our daily lives. Choose "Site Engineering" as the report's topic for this reason. Preparing for Universal Informatics has provided me with a wealth of experience for my new role. Dealing with genuine challenges was also a source of contention. This report contains all of the subtleties of the WEBSITE DESIGN data and experiences gathered while working at the section-level.

TABLE OF CONTENTS

CONTENT	PAGE NO
Approval	i
Declaration	ii
Acknowledge	iii
Abstract	iv
CHAPTER 1: INTRODUCTION	1-2
1.1 Introduction	1
1.2 Motivations	1
1.3 Internship Purpose	2
1.4 An Overview of the Company	2
1.5 Report Layout	2
CHAPTER 2: ORGANIZATION	3-6
2.1 About the Company	3
2.2 Market Conditions	4
2.3 Target of the Group	4
2.4 SWOT Analysis	5
2.5 Organizational Architecture	6

CHAPTER 3: Projects, Task, and Activities	7-23
3.1 Daily activities and duties	7
3.2 Activities and Events	8
3.3 Project Task	8
3.4 Challenges	23
CHAPTER 4: Smart Plans and Competencies	24
4.1 Number of skills acquired	24
4.2 Smart Plan	24
4.3 Reflections	24
CHAPTER 5: Wrapping Up and the Future of Professionals	25
5.1 Discussion and Conclusion	25
5.2 Further Career Opportunities	25
APPENDICES	26
Appendix A: Internship Reflection	26
Appendix B: Company Detail	26
REFERENCES	27

LIST OF FIGURES

FIGURES	PAGE NO
Figure 2.4.1: SWOT Analysis.	5
Figure 2.5.1: Organizational structures of Creative IT Institute	6
Figure 3.3.1: Front Page Responsive Web Design Using html CSS and Bootstrap,	9
Figure 3.3.2: Using a Responsive Web Page Design View.	10
Figure 3.3.3: The site's About Page.	11
Figure 3.3.4: Add Post Page of the Site.	12
Figure 3.3.5: Best product and shopping in Site.	13
Figure 3.3.6: Contact Features of site	14
Figure 3.3.7: Source Code of the web Page.	15
Figure 3.3.8: Source Code of web Page.	16
Figure 3.3.9: User Login Page.	16
Figure 3.3.10: Source Code.	18
Figure 3.3.10: CSS for the site.	19
Figure 3.3.11: CSS for the site.	20
Figure 3.3.12: User Contact Page.	21
Figure 3.3.13: Client complement about web site	22

CHAPTER 1

Introduction

1.1 Introduction:

Interns can use the internship program to establish a solid foundation in their profession, acknowledge workplace traditions, obtain intrinsic work-related delights, develop appropriate limits, and find long-term employment, which is a good first step toward dealing with the cost of receiving company business enterprise. Students can learn about the administrative center's culture and experience the fair design of labor required and thankfulness. Undergraduates can develop areas of strength with the ambition to assist in their calling. Create a web application to track teacher-student interactions. I'm always designing, and right now I'm working on this website with HTML5, CSS, Bootstrap, JavaScript, and other technologies. It has an excellent structure and an expressive and enjoyable design, which is the primary aim of my internship program. HTML and CSS Front-end website development often referred to as client-side progression, is the representation of the client's HTML, CSS, and JavaScript authoring of the website or web application. Also, speak with them personally. The devices and processes used to adjust the field front-end change from scenario to the situation while testing front-end enhancements, and engineers must be continually aware of how the field is growing. [1]

1.2 Motivation:

Out of curiosity, I began learning web design. Then I began creating e-commerce websites with Word Press and learned that with a thorough grasp of front-end design, I could personalize and improve my site. So I began studying HTML and CSS. Please experiment with creating a business sector that focuses on design. Learn to plan together through shared effort. Finally, make contact with the market leader. Switch to working with the front-end structure just before you begin.

1.3 Internship Objectives:

To locate familiar pupils by a specific concerted effort and a calling or attempt. To provide students with an incredible opportunity to improve their abilities in the field of entertainment development. To assist students in gaining essential job-related information and developing outstanding resumes for extraordinary opportunities. To assist students in creating business contacts and finding a location. Students are more likely to benefit from being placed in continual or real-life circumstances in which they strive to acquire appropriate language gradually. Project completed on time. With perfection, you may earn the loyalty of your customers. Review and address layout difficulties using complex location mapping models and supplies.

1.4 An Overview of the Company:

Creativitix Software Ltd is a reputable company committed to making technological advances. Creativitix Software Ltd has had a number of triumphs since its inception. Contribution to the development of Digital Bangladesh. One of Bangladesh's largest IT enterprises has been instrumental in tackling the nation's unemployment crisis. Throughout the years, they've produced several websites, online applications, mobile applications, and virtual advertising services for small and large businesses in every industry and sector. Our software development services help clients/customers grow their businesses. This organization offers the opportunity to intern as a front-end web developer. [2]

1.4 Report Layout:

My internship record is divided into five phases. Section 1 includes the following sections: introduction, motivation, internship goals, company profile, and report layout. Section 2: The Creativitix Software Ltd's history, product and market position, aims, and organizational structure. Section 3 consists of the following sections: Daily Tasks and Activities, [2] Events and Activities, Project Tasks and Activities, and Tasks. Section 4: Reflection on Skills Education and Section 5: Future Career Scope Creativitix Software Ltd's business strategy is to provide the greatest superior goods, general customer happiness, on-time delivery of solutions, and excellent value performance in the industry. Their reputation is built on providing a high level of product usability through an active, inventive, and engaged staff. [2]

CHAPTER 2

ORGANIZATION

2.1 About the Company:

The Creativitix Software Ltd arose from our desire to have fun with website planning and aid businesses build their internet presence via the use of new technologies. They seized the initiative and began providing internet development services. It has developed a number of websites, online programs, mobile applications, and virtual advertising services for small businesses in every organization and area throughout the years. Creativitix Software Ltd. is a high-tech, innovative IT consultancy and software development engine on the information superhighway that specializes in developing internationally standardized Enterprise Resource Planning (ERP) and IT solutions. Creativitix Software Ltd is a devoted team that delivers excellent IT solutions with superior professional managed services, quality assurance, and on-time comprehensive automation. Creativitix Software Ltd is a company that creates new and creative products and services that offer full communication and information solutions. Among its services are a variety of services, web design and development, customized programs, e-trade solutions, enterprise-to-commercial enterprise and enterprise-to-commercial enterprise programs. Satisfied clients from all around the industry attest to the quality of our work. Creativitix Software Ltd, a pioneer in generation research, is dedicated to exporting excellent software globally. Creativitix Software Ltd's current goal is to develop and promote excellent data production for multi-consumer operations. Creativitix Software Ltd's business strategy is to provide the greatest quality goods, general customer happiness, on-time delivery of solutions, and the best pricing performance in the industry. Their mission is to provide a high level of product usability through an active, inventive, and engaged staff. [2]

2.2 Product and Market Situation:

2.1.1 Mobile App Development

- Native App Development
- Android App Development
- iOS App Development
- Flutter App Development
- UI/UX of Mobile Application

2.1.2 Cloud Hosting and DevOps

- AWS
- Azure
- Linux Hosting
- Hosting Transfer
- Linux Hosting Resellers
- Dedicated Customer Service
- VPS Hosting

2.1.3 Ecommerce Development

- Ecommerce Development
- Woo Commerce Development
- Theme Development
- Advanced Development
- Speed Optimization
- Troubleshooting Services

2.1.4 Web design

- Dynamic Web Solutions
- Custom web design

- Web Applications
- Website Redesign
- Website Maintenance
- Design Process

2.3 Target of the Group:

Creativitix Software Ltd draws on prior Job Center data, particularly the most recent patterns in gig areas, productivity, technology improvements, and current club expectations. Creativitix Software Ltd's major objective or goal is to assist various firms and start-ups at any level of the product software development cycle, from R&D or constructing MVP from scratch to scaling, UX analyzing and enhancing and expanding the abilities of interns like myself. They will now give employment possibilities as a foundation for performance. Only reveal the group's core purpose, which is to expand service. [2]

2.4 SWOT Analysis:

SWOT analysis, also known as Situation Assessment or Situation Analysis, is a strategic planning and management method. [6] The SWOT analysis is shown in Figure 2.4.1 below.



Fig 2.4.1: SWOT Analysis

Strength:

- The Creativitix Software Ltd has the opportunity to stand out and separate itself from other IT firms.
- One of the top IT firms for internships.
- It is a cutting-edge information technology corporation.
- They provide cutting-edge services with the greatest designs and cutting-edge technologies.
- Comprehensive in-house training services as compared to competitors.
- Other personnel here assist trainees in their professions.

Weakness:

- The pause time is insufficient.
- My workflow is affected by the fact that I have to meet with all of the interns twice a week.
- On public holidays, I occasionally work from home.
- Project deadlines are quite short.

Opportunities:

- Opportunities for new jobs and developing technology.
- Expand the number of training locations.
- They paid a fair wage for the task.
- Collaborating with several of the greatest professionals in this sector.

Threats:

- Website management is really difficult.
- DoS attacks on websites occur from time to time.
- A volatile economic climate.
- Because some websites contain a large quantity of data, they require more time and manpower to manage.

2.5 Organizational Architecture:

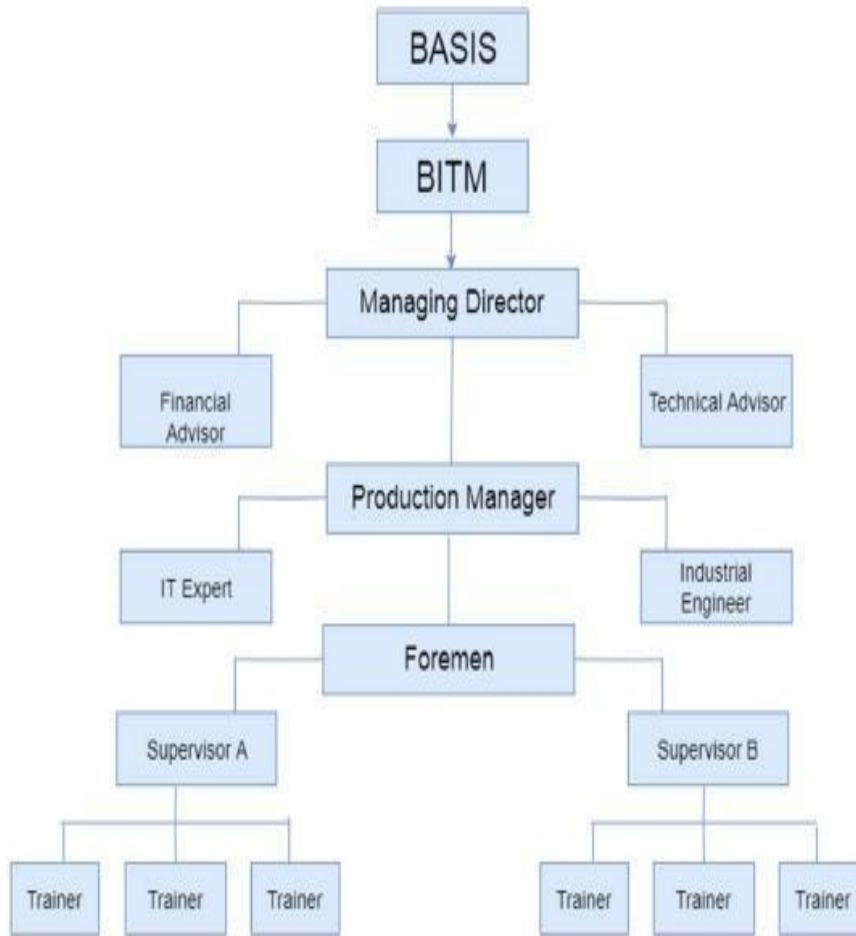


Figure 2.5.1: Organizational Architecture of Creativitix Software Ltd.

CHAPTER 3

PROJECTS, TASK, AND ACTIVITIES

3.1 Daily activities and duties:

In comparison to other firms in our nation, Creativitix Software Ltd stands out. We dealt with a 90-day employee here. I'm here to study and experiment with web frontend development. I practice HTML and CSS as an engineering student. HTML and CSS are critical components of front-end web design in general. This IT organization relies on it from 10:00 a.m. to 5:00 p.m. six days a week. I work for the organization there. My colleagues were quite helpful.

3.2 Activities and Events:

Such internships will let me learn the most modern innovations and dialects quickly. It is intended to be the most in-depth of the IT Opportunity. Bosses and to assist you in performing a range of activities on the appropriate days. This learning activity will equip you to face real-world activities and construct your portfolio from scratch. Throughout my assessment, it has been a challenging moment for any organization to work through. These obstacles included achieving daily deadlines, executing uncommon activities, and delighting consumers. At that moment, you have a fantastic season of working and learning in an ideal setting for your collaborative efforts. It has assisted me in developing my understanding so that I may be a leader in a variety of positions and organizations in my industry.

3.3 Project Tasks and Activities:

I work as a tenderfoot developer on the front-end plan for the web application at Creativitix Software Ltd. For the frontend plan, I used HTML and CSS. Innovative IT solutions for Japanese components. I was recognized as a front-end fashionista. For the front-end design, I used HTML and CSS. [4]

Fully Responsive Web Design Using HTML, CSS, JavaScript, Bootstrap Design page features:

3.3.1 Home page

Language Used:

- It creates the framework or front-end and adds color to the website using HTML5, CSS3, and JavaScript.
- I used Bootstrap to make it responsive.
- To make the designs more interactive, use JavaScript.




Figure 3.3.1: Using a Responsive View of Web Page Design.

PHP Blog Website

Language Used:

- HTML5, CSS3, JavaScript and Bootstrap.



Figure 3.3.2: Using a Responsive Web Page Design View.

Features of Home Page

- Reservation
- Book a table
- Menu.

- Order.
- Customer Review
- Blogs.

Foodie Home About Us Shop Blog Contact Us Q Reservation

Get Up To
50% Off Now

Caferio, Burgers, and Best Pizzas in Town!

The restaurants in Hangzhou also catered to many northern Chinese who had fled south from Kaifeng during the Jurchen invasion of the 1120s, while it is also known that many restaurants were run by families.

- ✓ Delicious & Healthy Foods
- ✓ Spacific Family And Kids Zone
- ✓ Music & Other Facilities
- ✓ Fastest Food Home Delivery

Order Now

Figure 3.3.3: The site's About Page.

Add Post Page's Features

- Add new food menu.
- Add title, category, image, author and body.
- Add new food item.

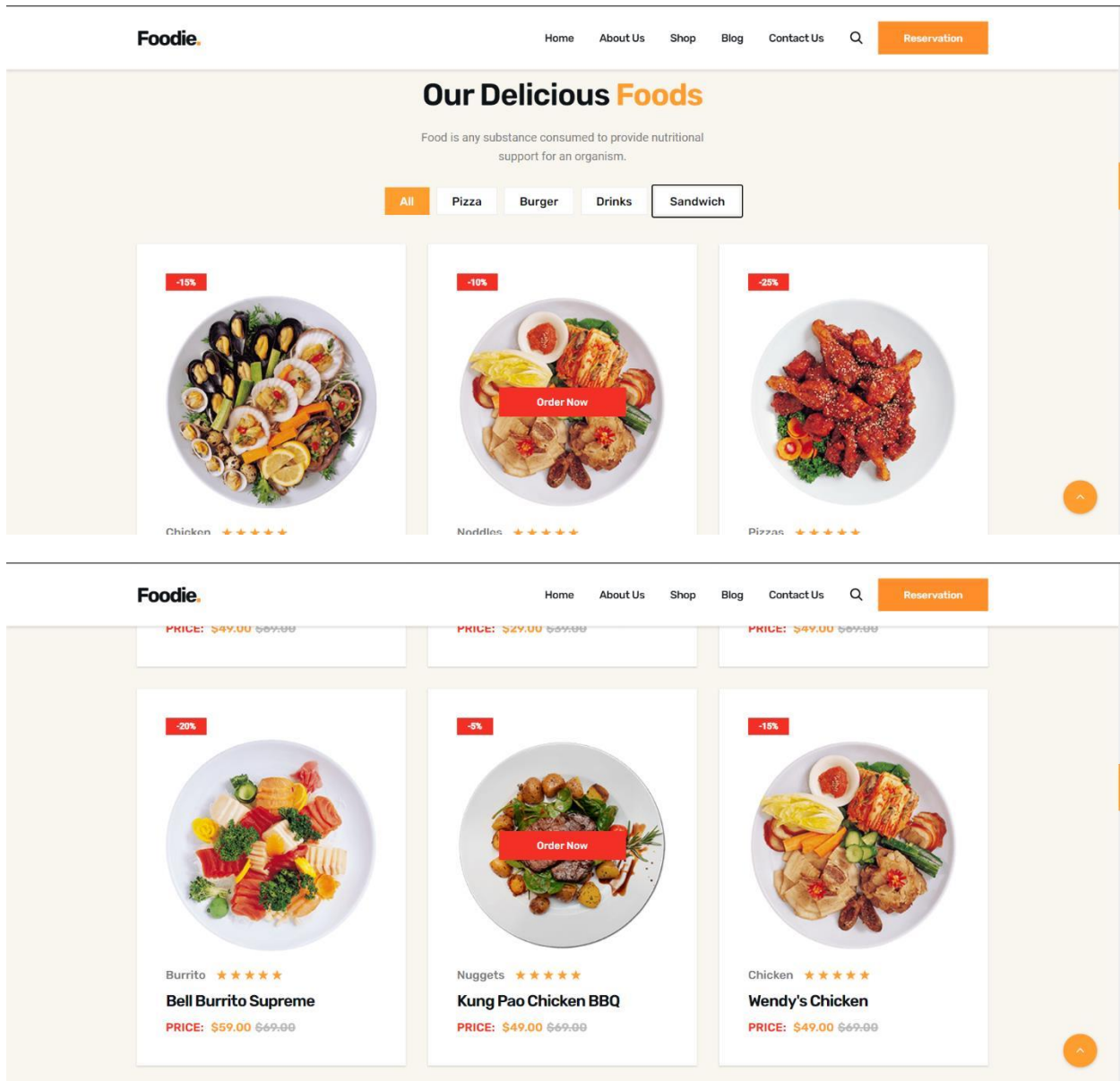


Figure 3.3.4: Add Post Page of the Site.

Features of View Post Page

- Here you can see best foods at our restaurant.
- You can order the best food at the restaurant.

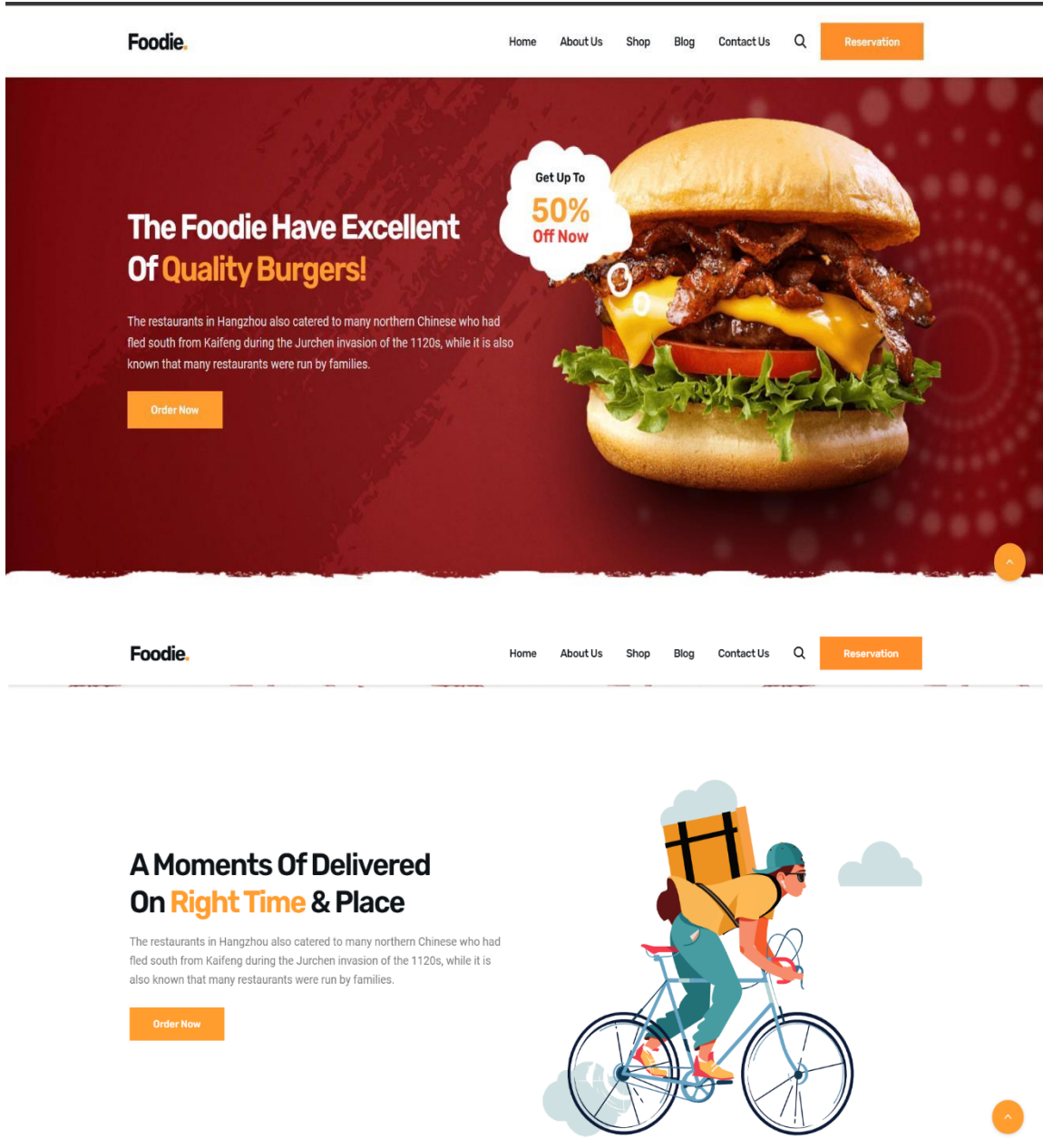


Figure 3.3.5: Order Best food in the restaurant.

Contact Features of blog site

- In here you can see our restaurant location/ address.
- You can gain our email address and phone no
- Get all the contact information of our restaurant.

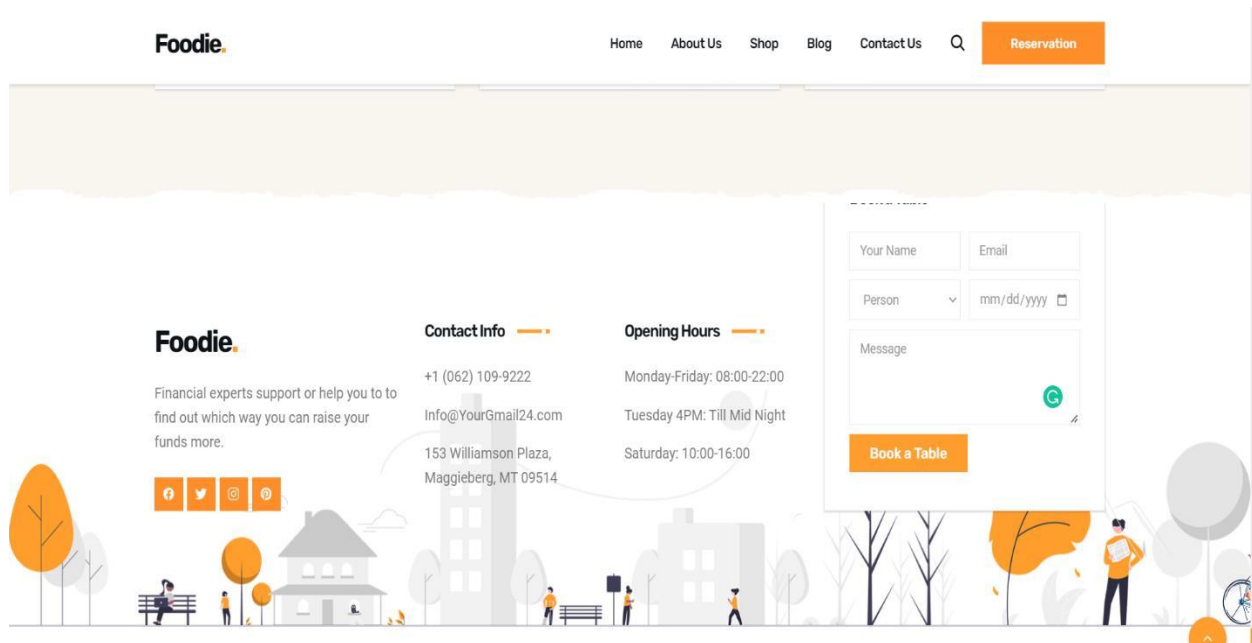


Table 3.3.6: Contact Features of the site

```
index.html X
C:\Users\Subroto paul\Desktop\New folder (2)\index.html > html > body.main-layout > div.glasses > div.container > div.row > div.col-md-10.offset-md-1 > div.tit
1 <!DOCTYPE html>
2 <html lang="en">
3   <head>
4     <!-- basic -->
5     <meta charset="utf-8">
6     <meta http-equiv="X-UA-Compatible" content="IE=edge">
7     <!-- mobile metas -->
8     <meta name="viewport" content="width=device-width, initial-scale=1">
9     <meta name="viewport" content="initial-scale=1, maximum-scale=1">
10    <!-- site metas -->
11    <title>sungla</title>
12    <meta name="keywords" content="">
13    <meta name="description" content="">
14    <meta name="author" content="">
15    <!-- bootstrap css -->
16    <link rel="stylesheet" href="css/bootstrap.min.css">
17    <!-- style css -->
18    <link rel="stylesheet" href="css/style.css">
19    <!-- Responsive-->
20    <link rel="stylesheet" href="css/responsive.css">
21    <!-- favicon -->
22    <link rel="icon" href="images/favicon.png" type="image/gif" />
23    <!-- Scrollbar Custom CSS -->
24    <link rel="stylesheet" href="css/jquery.mCustomScrollbar.min.css">
25    <!-- Tweaks for older IEs-->
26    <link rel="stylesheet" href="https://netdna.bootstrapcdn.com/font-awesome/4.0.3/css/font-awesome.css">
27    <link rel="stylesheet" href="https://cdnjs.cloudflare.com/ajax/libs/fancybox/2.1.5/jquery.fancybox.min.css" media="screen">
28    <!--[if lt IE 9]>
29    <script src="https://oss.maxcdn.com/html5shiv/3.7.3/html5shiv.min.js"></script>
30    <script src="https://oss.maxcdn.com/respond/1.4.2/respond.min.js"></script><![endif]-->
31  </head>
32  <!-- body -->
33  <body class="main-layout">
```

Figure 3.3.7: Source Code.

```
index.html X
C:\Users\Subroto paul\Desktop\New folder (2)\index.html\html\body.main-layout\div.glasses\div.container\div.row\div.col-md-10.offset-md-1\div.titlepag
40 <!-- header -->
41 <!-- header inner -->
42 <div class="header">
43   <div class="container-fluid">
44     <div class="row">
45       <div class="col-xl-3 col-lg-3 col-md-3 col-sm-3 col logo_section">
46         <div class="full">
47           <div class="center-desk">
48             <div class="logo">
49               <a href="index.html"></a>
50             </div>
51           </div>
52         </div>
53       </div>
54       <div class="col-xl-9 col-lg-9 col-md-9 col-sm-9">
55         <nav class="navigation navbar navbar-expand-md navbar-dark ">
56           <button class="navbar-toggler" type="button" data-toggle="collapse" data-target="#navbarsExample04" aria-controls="navbar
57             <span class="navbar-toggler-icon"></span>
58           </button>
59           <div class="collapse navbar-collapse" id="navbarsExample04">
60             <ul class="navbar-nav mr-auto">
61               <li class="nav-item active">
62                 <a class="nav-link" href="index.html">Home</a>
63               </li>
64               <li class="nav-item">
65                 <a class="nav-link" href="about.html">About</a>
66               </li>
67               <li class="nav-item">
68                 <a class="nav-link" href="glasses.html">Our Glasses</a>
69               </li>
70               <li class="nav-item">
71                 <a class="nav-link" href="shop.html">Shop</a>
72               </li>

```

Figure 3.3.7: Source Code.

User Login

Email

Password

Don't have an account? [Register](#)




Figure 3.3.8: User Login Page.

User Login Page's Features

- Log in with a valid email address and password.
- If the user is a first-time visitor, this page will take them to the registration page.

```

resources > views > admin > user > edit.blade.php
> idea 7 @section('body')
> app 8 <div class="container">
> bootstrap 9 <div class="row">
> config 10 <div class="col-md-6 mx-auto">
> database 11 <div class="card">
> lang 12 <div class="card-header">
> public 13 <h4>Edit User</h4>
resources 14 </div>
> css 15 <div class="card-body">
> js 16 @if($errors->any())
> markdown 17 <ul>
views 18 @foreach($errors->all() as $key => $error)
admin 19 <li class="text-danger">{{ $error }}</li>
enroll 20 @endforeach
home 21 </ul>
includes 22 @endif
role 23 <form action="{{ route('update-user', ['id' => $user->id]) }}" method="post">
subject 24 @csrf
user 25 <div class="form-group row">
create.blade.php 26 <label for="" class="col-md-4 col-form-label">User Name</label>
edit.blade.php 27 <div class="col-md-8">
manage.blade.p... 28 <input type="text" value="{{ $user->name }}" class="form-control">
master.blade.php 29 </div>
api 30 </div>
auth 31 <div class="form-group row mt-3">
front 32 <label for="" class="col-md-4 col-form-label">User Email</label>
OUTLINE

```

Figure 3.3.9: Source Code.

User Register Page's Features

- The user can sign up by providing accurate information.
- The same information cannot be registered by the same user twice.

```
index.html # style.css X
css > # style.css > ...
33 * {
34     box-sizing: border-box !important;
35 }
36
37 html {
38     scroll-behavior: smooth;
39 }
40
41 body {
42     color: #666666;
43     font-size: 14px;
44     font-family: 'Poppins', sans-serif;
45     line-height: 1.80857;
46     font-weight: normal;
47 }
48
49 a {
50     color: #1f1f1f;
51     text-decoration: none !important;
52     outline: none !important;
53     -webkit-transition: all .3s ease-in-out;
54     -moz-transition: all .3s ease-in-out;
55     -ms-transition: all .3s ease-in-out;
56     -o-transition: all .3s ease-in-out;
57     transition: all .3s ease-in-out;
58 }
59
60 h1,
61 h2,
62 h3,
63 h4,
64 h5,
```

Figure 3.3.10: CSS Source Code.

```
css > # style.css > ...
175 |     color: #767676;
176 |     margin: 0;
177 |     padding: 0;
178 | }
179 |
180 | .form-control:focus {
181 |     border-color: #ffffff !important;
182 |     box-shadow: 0 0 0 .2rem rgba(255, 255, 255, .25);
183 | }
184 |
185 | .navbar-form input {
186 |     border: none !important;
187 | }
188 |
189 | .badge {
190 |     font-weight: 500;
191 | }
192 |
193 | blockquote {
194 |     margin: 20px 0 20px;
195 |     padding: 30px;
196 | }
197 |
198 | button {
199 |     border: 0;
200 |     margin: 0;
201 |     padding: 0;
202 |     cursor: pointer;
203 | }
204 |
205 | .full {
206 |     float: left;
```

Figure 3.3.11: CSS Source Code.

Features of CSS For Home Page

- In this part, I employ CSS to update the design of the site.
- It enhances the appearance and style of my website.
- It is required for the site.

Contact Us

Name

Phone Number

Email

Message

SEND

Figure 3.3.12: User Contact Page.

User Contact Page's Features

- Users have access to user information.
- The user's basic information can be updated.

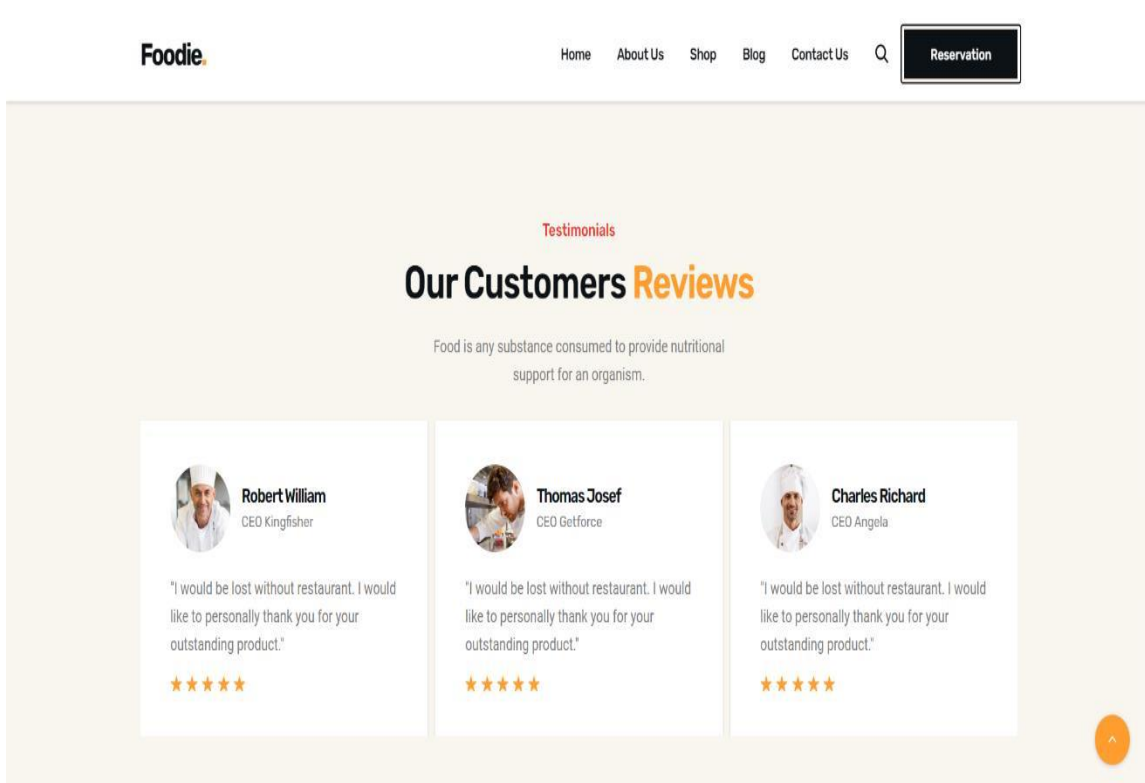


Table 3.3.13: Client complement about web site.

Features of User Client complement Page

- Inside there our consumer can review on our web site.
- In terms of client feedback, we recognize where we went wrong with our website.

3.4 Challenges:

I had a lot to learn when I initially started working as a web designer. The code documentation is scarce. I generally didn't have a guide to aid me with the learning process at the time, so I had to study alone most of the time.

One of my seniors told me a great trick that he used on a daily basis. He discovered how to use this strategy in conjunction with Google search from that point forward. After rigorous investigation, endless studies and testing, I rapidly grew accustomed to familiarizing myself with codebases based on different sorts of programming languages.

There were occasions when I wished for the assistance of others. Fortunately, most of my friends were helpful and eager to assist anytime I asked.

Chapter 4

Smart Plans and Competencies

4.1 Number of skills acquired:

I learnt about front-end design utilizing HTML and CSS during my studies. As a beginner developer, these tools are necessary for front-end design. [3]

4.1.1 Hypertext Markup Language (HTML):

HTML advanced with the help of Tim Berners-Lee in 1987. HTML is a popular markup language for creating web pages. HTML stands for Hypertext Markup Language. Markup is used to reveal the shape of your website's online pages. HTML additives are building components for HTML pages. That element is handled by the use of a label. This label identifies a section of the text, Headings, Sections, or Tables. The programmer no longer displays HTML labels, but it still uses them to produce the page's content. [1]

4.1.2 Cascading Style Sheet (CSS):

Wium, Hakon Falsehood is the father of CSS. At the World Wide Web Consortium in 1994, Untruth proposed the concept of Falling Templates (CSS). CSS is an abbreviation for Falling Templates. CSS controls how an HTML element looks on a computer screen, print, or even other devices. CSS saves you a lot of trouble. Control the formatting of several internet pages at the same time. The outer template may be found within the CSS document.

- Cascading Style Sheets (CSS)
- A Simple Mechanism
- Easily Add Styles (Fonts, Colors, Spacing, etc.) to Web Documents

4.2 Smart Plan:

This study focuses on front-end HTML and CSS planning. This, I believe, is insufficient for me. I need to practice more. When I'm through investigating, I'll learn about Bootstrap, JavaScript, and PHP. [5]

4.3 Reflections:

- Working with an inventive group to complete testing tasks.
- Making a significant contribution to our country.
- Adapt to all of the new developments.

Chapter 5

Wrapping Up and the Future of Professionals

5.1 Discussions and Conclusion:

My purpose was to construct a front end for a foreign company's online venture. I completed all of the essential procedures in HTML and CSS and have successfully converted to these themes. Research equips me appropriately for the technical substance of temporary work. While implementing CSS dampening and setting out the site object, I stumbled across several problems. After work, I discovered a method to do it professionally.

5.2 Further Career Opportunities:

The internship and the records I won will help me determine my next steps. However, there are certain limitations to my disclosure that must be considered - there is a lot of opportunity for expansion within the form of the land. For me, the basic posture of the company is in this process. If necessary. Future work may potentially represent other use cases for a variety of objectives, such as restaurant and a variety of other topics of interest to the food industry. As part of the work, the various groups formally operated the backend. It also makes a few significant enhancements.

REFERENCES:

- [1] “W3C” Available-at: <https://www.w3.org/QA/Tips/Doctype> [Last accessed: 2022-11-20 11:45 AM]
- [2] “Creativitix Software Ltd” Available-at <https://www.creativitix.com//> [Last accessed: 2022-11-10 1:45 AM]
- [3] “Mozilla” Available-at [https://developer.mozilla.org/en- /](https://developer.mozilla.org/en-/) [Last accessed: 2022-11-16 2:00 PM]
US/docs/Archive/Web/Properly_Using_CSS_and_JavaScript_in_XHTML_Documents_
- [4] “Wikipedia” Available-at <https://en.wikipedia.org/wiki/> [Last accessed: 2022-11-20 1:00 PM]
- [5] “PHP” Available-at: <https://www.php.net/> [Last accessed: 2022-11-15 5:00 AM]
- [6] “SWOT” Available-at: <https://en.wikipedia.org/wiki/SWOT> [Last accessed: 2022-11-20 11:45 AM].

APPENDIX

Appendix A: Internship Reflections

I concluded that an internship would help me grow my career and prepare me to confront new problems in the gig economy. I really need to spread the word about multiple data-harvesting initiatives. I'm preparing an expedition for this test thanks to my part-time employment. I am currently well-equipped for rigorous, dynamic, and demanding work. This information gives me confidence in my efforts. I am always grateful to Creativitix Software Ltd for assisting me a lot in my job.

Appendix B: Company Details

Creativitix Software Ltd.

Website: <https://www.creativitix.com/>

Email: contact@creativitix.com

Address:

MIDAS Center, Level 3,

House no. 5, Road no. 16(new), 27(old), Dhanmondi 27,

Dhaka- 1209, Bangladesh

ORIGINALITY REPORT

23 %

SIMILARITY INDEX

22 %

INTERNET SOURCES

4 %

PUBLICATIONS

13 %

STUDENT PAPERS

PRIMARY SOURCES

1	dspace.daffodilvarsity.edu.bd:8080 Internet Source	11 %
2	Submitted to Daffodil International University Student Paper	9 %
3	www.coursehero.com Internet Source	1 %
4	Olga Melo, Harson Kapoh, Anthon Arie Kimbal, Anritsu Polii. "Design And Analysis Assessment Of Employee Work Objectives From Government Employee Digital-Base In Manado State Polytechnic", 2018 International Conference on Applied Science and Technology (iCAST), 2018 Publication	<1 %
5	www.fairfaxcounty.gov Internet Source	<1 %
6	www.exploreglobal.com Internet Source	<1 %
7	acva2010.cs.drexel.edu Internet Source	<1 %

8

cs-people.bu.edu

Internet Source

<1%

9

"Node and Link Objects", Springer
Professional Computing, 2004

Publication

<1%

10

Submitted to Pathfinder Enterprises

Student Paper

<1%

11

www.transparency.org

Internet Source

<1%

Exclude quotes Off

Exclude bibliography Off

Exclude matches Off

