

# **FINAL YEAR PROJECT REPORT**

## **Eagle Eye Supply chain Management using Block chain Technology**

### **SUBMITTED BY**

**Rahul Saha**

**ID: 142-15-4123**

**Anikesh Saha**

**ID: 143-15-4286**

This Report Presented in Partial Fulfillment of the Requirements for the Degree of  
Bachelor of Science in Computer Science and Engineering

### **SUPERVISED BY**

**Ms. Sharmin Akter**

Senior Lecturer

Department of CSE

Daffodil International University

### **CO-SUPERVISED BY**

**Shah Md. Tanvir Siddiquee**

Assistant Professor

Department of CSE

Daffodil International University



**DAFFODIL INTERNATIONAL UNIVERSITY  
DHAKA, BANGLADESH  
JANUARY 2023**

## APPROVAL

This Project titled “Supply chain Management using Block chain Technology”, submitted by Rahul Saha ID: 142-15-4123 and Anikesh Saha ID: 143-15-4286 to the Department of Computer Science and Engineering, Daffodil International University has been accepted as satisfactory for the partial fulfilment of the requirements for the degree of B.Sc. in Computer Science and Engineering and approved as to its style and contents. The presentation has been held on January 05,2023.

## BOARD OF EXAMINERS

**Chairman**



**Dr. Touhid Bhuiyan**

**Professor and Head**

Department of Computer Science and Engineering  
Faculty of Science & Information Technology  
Daffodil International University

**Internal Examiner**

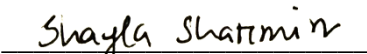


**Dr. Md. Atiqur Rahman**

**Associate Professor**

Department of Computer Science and Engineering  
Faculty of Science & Information Technology  
Daffodil International University

**Internal Examiner**

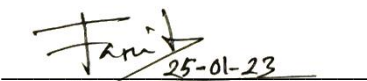


**Shayla Sharmin 25.1.23**

**Senior Lecturer**

Department of Computer Science and Engineering  
Faculty of Science & Information Technology  
Daffodil International University

**External Examiner**



**Dr. Dewan Md Farid**

**Professor**

Department of Computer Science and Engineering  
United International University

## DECLARATION

We hereby declare that, this project has been done by us under the supervision of **Sharmin Akter**, **Senior Lecturer, Department of CSE Daffodil International University**. We also declare that neither this project nor any part of this project has been submitted elsewhere for award of any degree or diploma.

### Supervised by:



**Sharmin Akter**  
Senior Lecturer  
Department of CSE  
Daffodil International University

### Co-Supervised by:



**Shah Md. Tanvir Siddiquee**  
Assistant Professor  
Department of CSE  
Daffodil International University

### Submitted by:



**Rahul Saha**  
ID: 142-15-4123  
Department of CSE  
Daffodil International University



**Anikesh Saha**  
ID: 143-15-4286  
Department of CSE  
Daffodil International University

## **ACKNOWLEDGEMENT**

First, we express our heartiest thanks and gratefulness to almighty God for His divine blessing makes us possible to complete the final year project/internship successfully.

We really grateful and wish our profound our indebtedness to Supervisor Sharmin Akter, Senior Lecturer, Department of CSE Daffodil International University, Dhaka. She truly helped us especially by giving some recommendations and motivation. She truly buckled down and gave us time as much as could be expected under the Engineering.

We would like to express our heartiest gratitude to Dr. Touhid Bhuiyan, Head, Department of CSE, for his kind help to finish our project and also to other faculty member and the staff of CSE department of Daffodil International University. We would like to thank our entire course mate in Daffodil International University, who took part in this discuss while completing the course work.

Finally, we must acknowledge with due respect the constant support and patients of our parents.

## **ABSTRACT**

We all are concerned about our food safety and hygiene. We buy packaged organic food from supermarket but we can't make sure that from which farm the food come from, who packed that food and who delivered it. This eagle eye is a solution for it. You can be sure about your food safety by using Eagle Eye. You can track your food's source from the farm to your hand. This is a Web based application using blockchain technology. In this application we tried to help people who need information. If people use this application, then they will be aware about the nutritional value of the product, where it is produced. After the user buys the product from any farm, a product id code scanner will come through this app, and if they check with it, all the data will come from where the product came from and when it was produced. No one can tamper the data from the blockchain network of the application. It is a safe and secure way to trace your food. Here three types of users in this application. First is farmer who produced food or cultivating or rearing poultry. All those users add his/her product to this application after produced food. Secund is supplier or deliver who collect the product from farmer and packed collected food and sand it to shop. In every step of this prosses supplier make a transection on this app. This app store those data in database with blockchain technology. After that every registered user like customer can trace those food using this application.

## TABLE OF CONTENTS

<b>CONTENTS</b>	<b>PAGE</b>
Approval	i
Declaration	ii
Acknowledgements	iii
Abstract	iv
Table of Contents	v-vi
List of Figures	vii
List of Table	viii
<b>CHAPTER 1: INTRODUCTION</b>	<b>(1-3)</b>
1.1 Introduction	1
1.2 Motivation	2
1.3 Objectives	3
1.4 Expected Outcomes	3
<b>CHAPTER 2: BACKGROUND</b>	<b>(4-5)</b>
2.1 Introduction	4
2.2 Related Works	4
2.3 Comparative Studies	4
2.4 Scope of the Problem	4
2.5 Challenges	5
<b>CHAPTER 3: REQUIREMENT SPECIFICATION</b>	<b>(6-10)</b>
3.1 Blockchain Technology	6
3.2 Business Process Modeling	7
3.3 Use Case Modeling and Description	8
3.5 Design Requirements	9-10

<b>CHAPTER 4: DESIGN SPECIFICATION</b>	<b>(11-18)</b>
4.1 Front-end Design	11-18
4.2 Back-end Design	19
4.3 Interaction Design and UX	20
4.4 Implementation Requirements	20
<b>CHAPTER 5: IMPEMENTING AND TESTING</b>	<b>(21-24)</b>
5.1 Implementation of Database	21
5.2 Implementation of Front-end Design	22
5.3 Implementation of Interaction	22
5.4 Testing Implementation	22
5.5 Test Results and Reports	24
<b>CHAPTER 6: CONCLUSION AND FUTURE SCOPE</b>	<b>25</b>
6.1 Discussion and Conclusion	25
6.2 Scope for Further Developments	25
<b>REFERENCES</b>	<b>26</b>

## LIST OF FIGURES

<b>FIGURES</b>	<b>PAGE</b>
Figure 3.1: Blockchain Data Structure	5
Figure 3.2: Data Flow Diagram	6
Figure 3.3: Use Case Diagram	7
Figure 4.1: User login page	9
Figure 4.2: User Registration Page	10
Figure 4.3: Home Page of Application	11
Figure 4.4: Add new product page	12
Figure 4.5: Add new transection page	13



## LIST OF TABLES

<b>Table</b>	<b>PAGE</b>
Table 01: Test case for the system	18

# CHAPTER 1

## INTRODUCTION

### 1.1 Introduction

There was a time when most people of our country lived in villages and agriculture was one of the livelihood occupations. At that time the population of our country was comparatively less and sufficient food was produced in the country according to the demand. At that time, almost every house kept poultry, cows, goats, cultivated fish in the pond and had various fruits in the garden. As a result, fresh food such as milk, eggs and meat could always be procured. But today the population of the country is much higher than usual and most of the people live in cities. This large population requires more food to be produced in less space, for which various harmful chemical fertilizers and pesticides are used. As a result, the nutritional quality of food is decreasing. Besides, now the people of the city do not raise poultry and cows to collect nutritious food. Now we collect packet milk, eggs, fish, meat and organic food from the store. But in which farm these processed foods were produced and when they were collected? where they were processed and packed? who supplied the food? we cannot know any information correctly. As a result, some unscrupulous traders are packing food preserved with harmful chemicals imported from abroad and selling it as organic, also selling low-quality food, frozen food packed with unhealthy raw materials in shops. They are very harmful to the body. These foods have no nutritional value and we have bought them at a high price. Taking this kind of food for a long time can cause various diseases and even cancer. To avoid this kind of loss we are trying to develop an application using block chain technology. Here the user can store all the information we get from the production of the food package using block chain technology. Using this application customers can be sure about their food and food suppliers can know the quality of their food. By using this application, the marketing of food will be beneficial by gaining the loyalty of the customers and the customer will be freed from the trap of low toxic food. This app stores all the information that reaches us from the production in the blockchain which cannot be changed by anyone. In this way we can be sure about our food. This will reduce the rate of malnutrition related diseases in the country. Let's hope this app will benefit people.

## **1.2 Motivation**

In today's age we all are more or less health conscious. In our daily life we all want to live a healthy life by consuming nutritious food. We regularly consume milk, eggs, meat and other nutritious foods to meet our nutritional needs. Once upon a time we used to collect all these foods by rearing poultry at home or directly from farmers. But nowadays in the busy life of the city it is not possible to collect organic nutritious food like before. Now we have become dependent on store packaged organic food. We have seen through various campaigns of the government and various media that the packaged foods in the shops are actually not safe. Consuming these foods does not fulfill the nutritional needs, but long-term consumption of these foods causes serious damage to the body. We all are concerned about our food safety and hygiene. We buy packaged organic food from supermarket but we can't make sure that from which farm the food come from, who packed that food and who delivered it. We cannot be sure that the food we buy from the store does not contain any toxic, harmful or disease-causing substances. As a result, we buy packing food preserved with harmful chemicals imported from abroad as organic, also buy low-quality food, frozen food packed with unhealthy raw materials. The use of chemical fertilizers and pesticides in food is increasing at such a rapid rate that it is very harmful to the human body and has become a cause of death. It is not done in our country as developed countries produce food while maintaining the nutritional value. As a result, children's normal mental and physical development is hindered. Many unscrupulous traders in our country modify the date and sell the products to the customers even after the production date is over. If we look at developed countries, we see that they are very careful about what they eat. They are aware of the quality of their food. We know that nutritious food plays a very important role in the normal growth of children. In this respect, the developed world is much ahead of us. Our Eagle eye app is designed to solve this problem. All the information that reaches us from the production of this app is stored in the blockchain which cannot be changed by anyone.

### 1.3 Objectives

- **Safe food:** Safe food is food that does not contain any toxic, harmful or disease-causing organisms. Food safety is everyone's concern now. Everywhere is now full of adulterated and preserved food with toxic preservatives. It will protect people from all these frauds.
- **People will benefit:** People can be sure about your food safety by using this application. They can be sure to buy food from the store that is free of toxic, harmful, adulterated and disease-causing germs. This application will help consumers to go back to their food sources. Customers will be protected from fraud.
- **Solution of nutritional and health Problem:** Malnutrition is a serious public health problem in our country with a majority of the population suffering from high levels of malnutrition and micronutrient deficiencies. using this application, we can be solving nutritional and health issues.

### 1.4 Expected Outcome

- By using our application, user can ensure the nutritional value of their daily food.
- If there is any adulteration in the food, it will be known very easy.
- User will be informed about all kinds of information about the products.
- By proper use of our app, we can provide good quality products while supplying food to developed countries.
- The country will be saved from the terrible hands of dishonest traders. The amount of vat and tax of the government will increase.

## **CHAPTER 2**

### **BACKGROUND**

#### **2.1 Introduction**

In recent years, blockchain technology has emerged as a promising new solution for the development of secure and decentralized web applications. A blockchain-based web application is a software application that uses blockchain technology to securely store and manage data in a decentralized manner. The benefits of using blockchain technology for web applications are numerous. For example, blockchain technology is secure and resistant to tampering, making it an ideal solution for applications that handle sensitive user data. It is also decentralized, meaning that data is stored and managed across a network of computers, making it less vulnerable to hacking and other security threats. The goal of the blockchain-based web application project is to develop a web application that leverages the benefits of blockchain technology to provide users with a secure and decentralized solution for managing their data. The application will be designed to be user-friendly, scalable, and secure, and it will be built using the latest blockchain technology and development practices. In this project, the development team will work closely with stakeholders to understand their requirements and to develop an application that meets their needs. The team will also conduct thorough testing and quality assurance to ensure that the application is secure and meets the highest standards for quality.

#### **2.2 Related Works**

- Foodprint
- The Daily Meal
- Eater.com
- Food.com

#### **2.3 Comparative Analysis**

All the web sites that we have named above have given information about the price of the product, no information about the production of the product has been given anywhere. Not everyone is aware of these websites. Those who belong to the lower middle class cannot go and shop in this super shop. Today's super shops also provide low quality food. Anyway, our

Web application structure is a unique idea. We did not see it anywhere. We have furthermore some plans to remember more features for this application in the future.

## 2.4 Scope of the problem

The problem scope of this task is the data source. We collect information from various sources. Consequently, it is extremely difficult for us to collect the correct data for clients. Nevertheless, we tried to give the tons as accurately as possible. There was no way we could make it national. In this venture, individuals only get data dependent on Dhaka. In any case, we have plans to roll out across the country in the not too distant future. We are dealing with this business.

## 2.5 Challenges

The development of a blockchain-based web application is a complex and challenging process that requires a combination of technical expertise and a deep understanding of blockchain technology. Despite the many benefits that blockchain technology can offer, there are also several challenges that must be overcome in order to ensure the success of a blockchain-based web application project.

- **Technical Complexity:** One of the biggest challenges of developing a blockchain-based web application is the technical complexity of blockchain technology. The technology is relatively new, and there is a shortage of experienced developers who have the skills and knowledge needed to develop blockchain-based applications.
- **Scalability:** Scalability is another major challenge for blockchain-based web applications. The technology must be able to handle large amounts of data and transactions, and it must also be able to scale efficiently as more users adopt the application.
- **Security:** Security is a critical concern for any blockchain-based application, and it is especially important for web applications that handle sensitive user data. The technology must be secure against hacking, malware, and other security threats, and it must also be designed to protect user privacy.
- **Interoperability:** Blockchain technology is based on decentralized systems, which can make it difficult to integrate with other technologies and systems. This can be a

challenge for web applications that need to interact with other systems, such as databases, cloud services, and other blockchain networks.

- **User Adoption:** One of the biggest challenges of developing a blockchain-based web application is ensuring that users adopt and use the application. This requires a combination of user-friendly design, high-quality features, and effective marketing and outreach efforts.

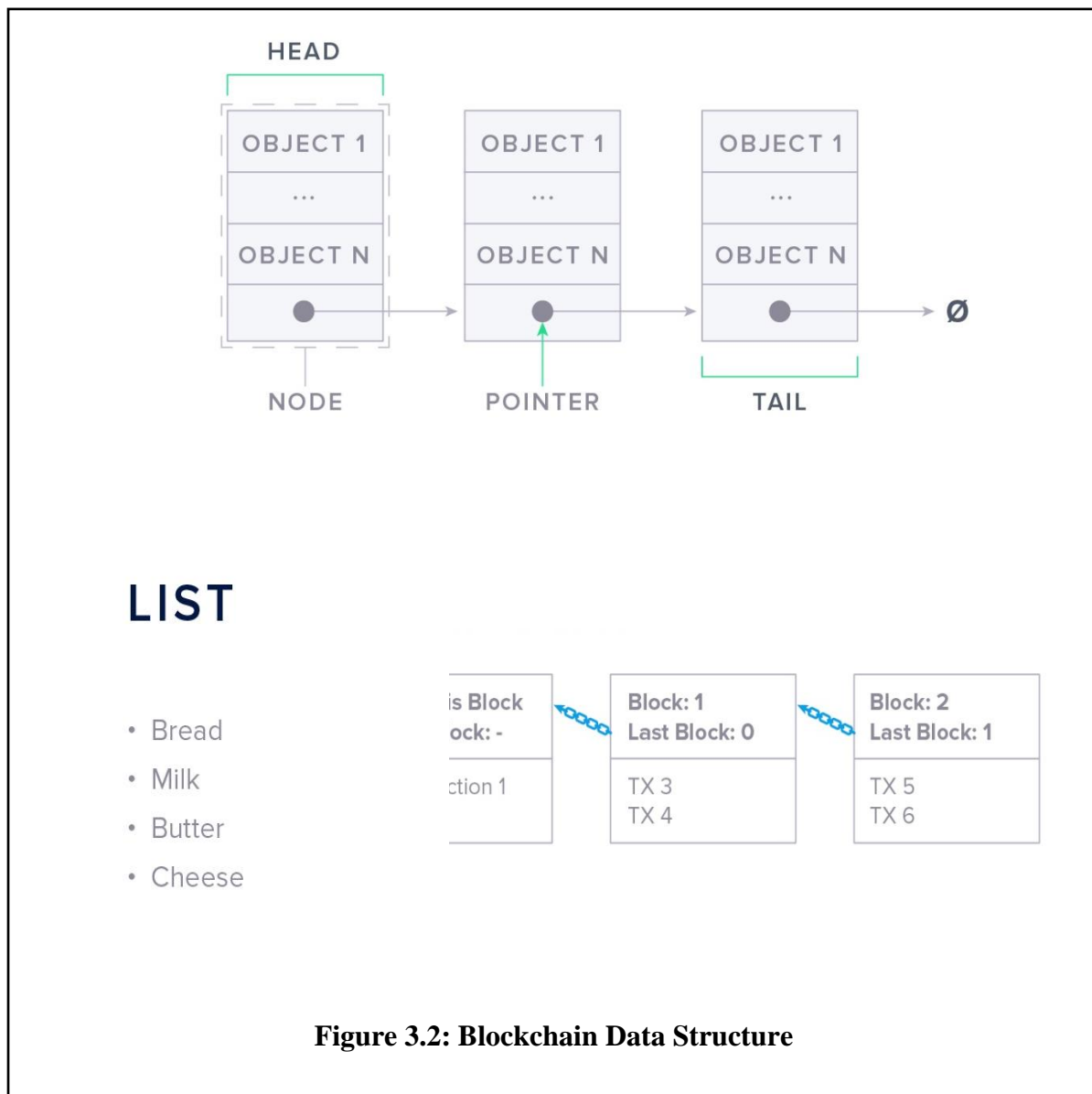
In conclusion, developing a blockchain-based web application is a complex and challenging process that requires a deep understanding of blockchain technology and a commitment to overcoming the challenges that arise during the development process. The development team must be able to identify and resolve technical challenges, ensure the security of the application, and work to ensure that the application is adopted and used by its intended users. With the right combination of skills, expertise, and dedication, the development team can overcome these challenges and deliver a successful blockchain-based web application.

## CHAPTER 3

### REQUIRMENT SPECIFICATION

#### 3.1 Blockchain Technology

We have initiated the development of a supply chain management application that utilizes blockchain technology to protect its data. Blockchain is a system of recording information that makes it nearly impossible for the system to be altered, hacked, or tampered with. It is a decentralized ledger that duplicates and distributes transactions across a network of participating computers. The technology is an advanced database mechanism that allows for transparent information sharing within a business network.



**Figure 3.2: Blockchain Data Structure**



### 3.1 Blockchain data structures

The data is stored in blocks that are linked together in a chain, similar to a linked list in the context of data structures. Each block contains a reference, which is the hash of the preceding block, creating a link and establishing the order throughout the chain. The elements of a block are typically separated into the block header and its transactions. While transactions make up the majority of the data, the block header holds important metadata such as timestamps and block height.

### 3.2 Business Process Modeling

The model presented is known as a Data Flow Diagram (DFD). It is utilized to depict the flow of data within a specific task or operation. DFDs provide clarity on how information flows within a business data system, from input to storage. The diagram can be broken down into two sections: logical and physical. The logical DFD illustrates the flow of data throughout the system to perform business functionality, while the physical DFD shows the implementation of the logical data flow.

We associated our DFD and business process model, which has given beneath.

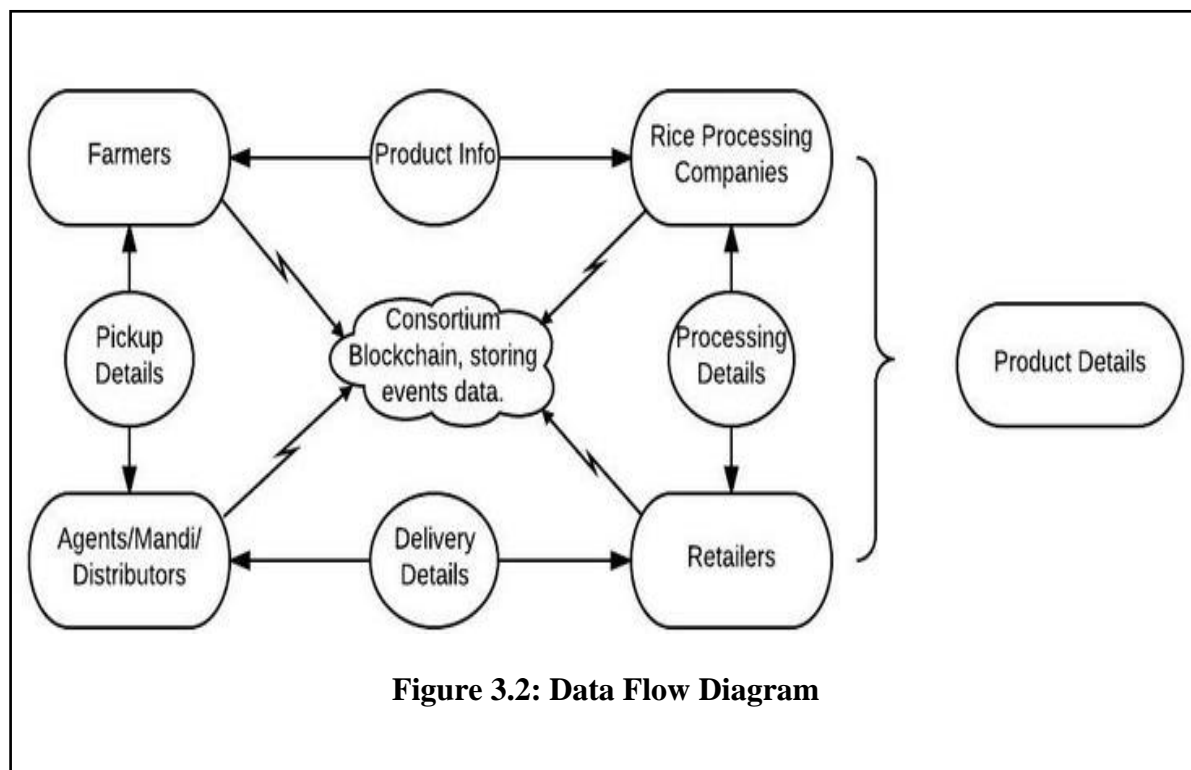


Figure 3.2: Data Flow Diagram

### 3.3 Use Case Modeling and Description

Users can complete login and registration to use the application. There are three types of user in this application, First is farmer who produced food or cultivating or rearing poultry. All those users add his/her product to this application after produced food. Second is supplier or deliver who collect the product from farmer and packed collected food and sand it to shop. In every step of this prosses supplier make a transection on this app. This app stores those data in database with blockchain technology. After that every registered user like customer can trace those food using this application.

We associated our use case diagram, which has given beneath.

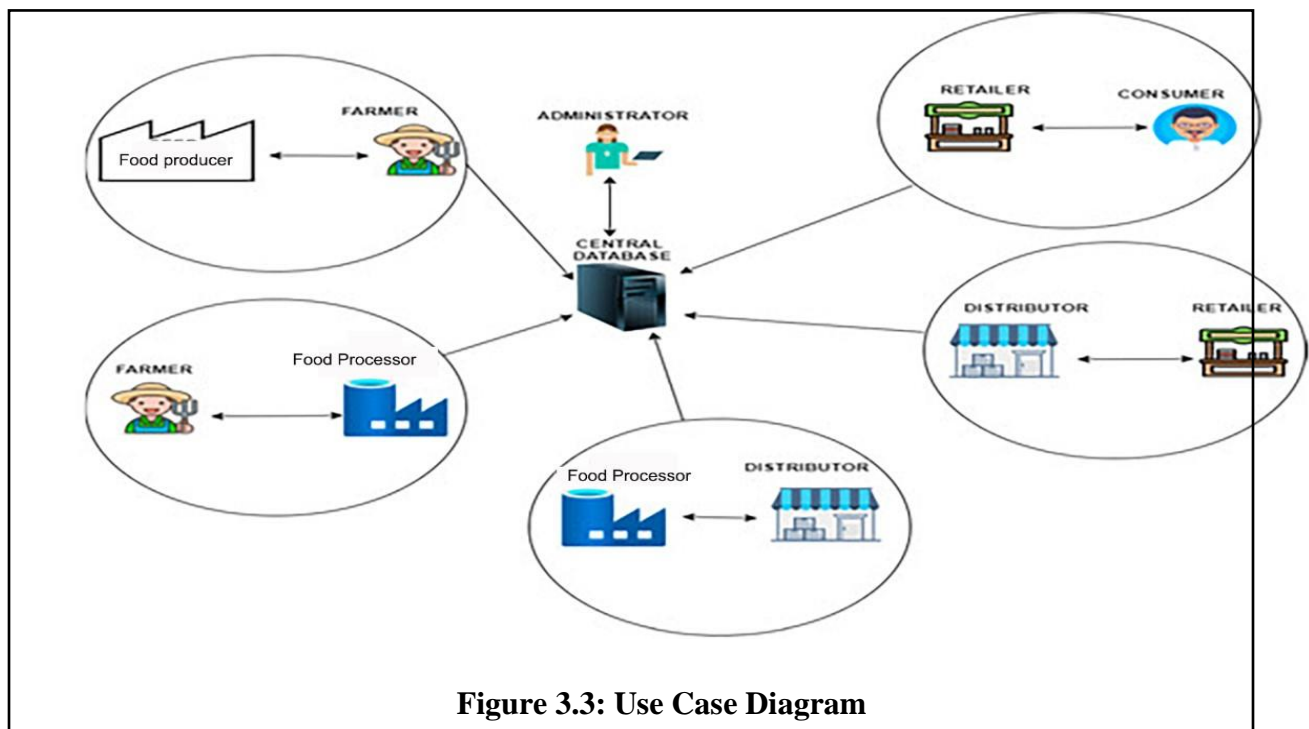


Figure 3.3: Use Case Diagram

### 3.4 Design Requirements

During the web application development process, one crucial aspect to keep in mind is to develop a simple and visually appealing design. A well-designed layout is visually attractive and easy to read with intuitive navigation. It's particularly important as it helps the users focus on the value of the app and its content, rather than getting distracted by excessive graphics and text. This is why having a clean design is essential for providing an optimal user experience, which will encourage customers to come back. When designing software or

systems, it's important to consider several factors to achieve the desired outcome. These include:

- **User Friendliness:** A user-friendly web application is easy to navigate and use on any device, which results in users spending more time interacting with the website, ultimately leading to conversions. A user friendly application must have following characteristic.
  - Quick page load time.
  - Easy to navigate.
  - Accessible to all people and devices.
- **Device Compatibility:** A key consideration during the development of a web application is ensuring compatibility with a variety of devices. A user-friendly web application should be accessible to all audiences, regardless of the device they are using and should adhere to accessibility guidelines. It is important to ensure that the application can run on any internet-connected device.
- **Performance:** A web application that loads slowly is a common reason for visitors to leave the website without engaging. Users expect to access information quickly. A slow-loading website can drive them to competitors. We made every effort to optimize the application to run as fast and smoothly as possible.

### **Some extra features**

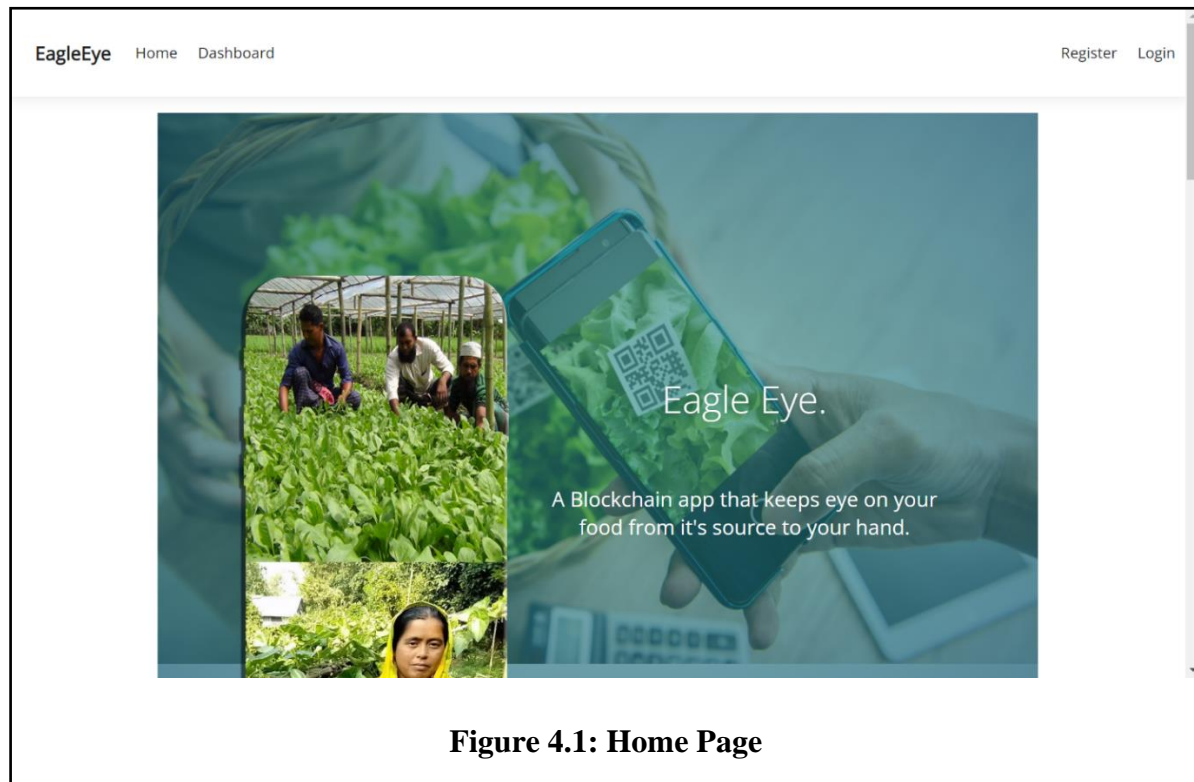
- There are three types of users of this project.
- Farmer can add product and make transaction to this application.
- Supplier retailer can make transaction.
- Every user can see everything provided by the application
- Admin can active/disable accounts.

## CHAPTER 4 DESIGN SPECIFICATION

### 4.1 Front-End Design

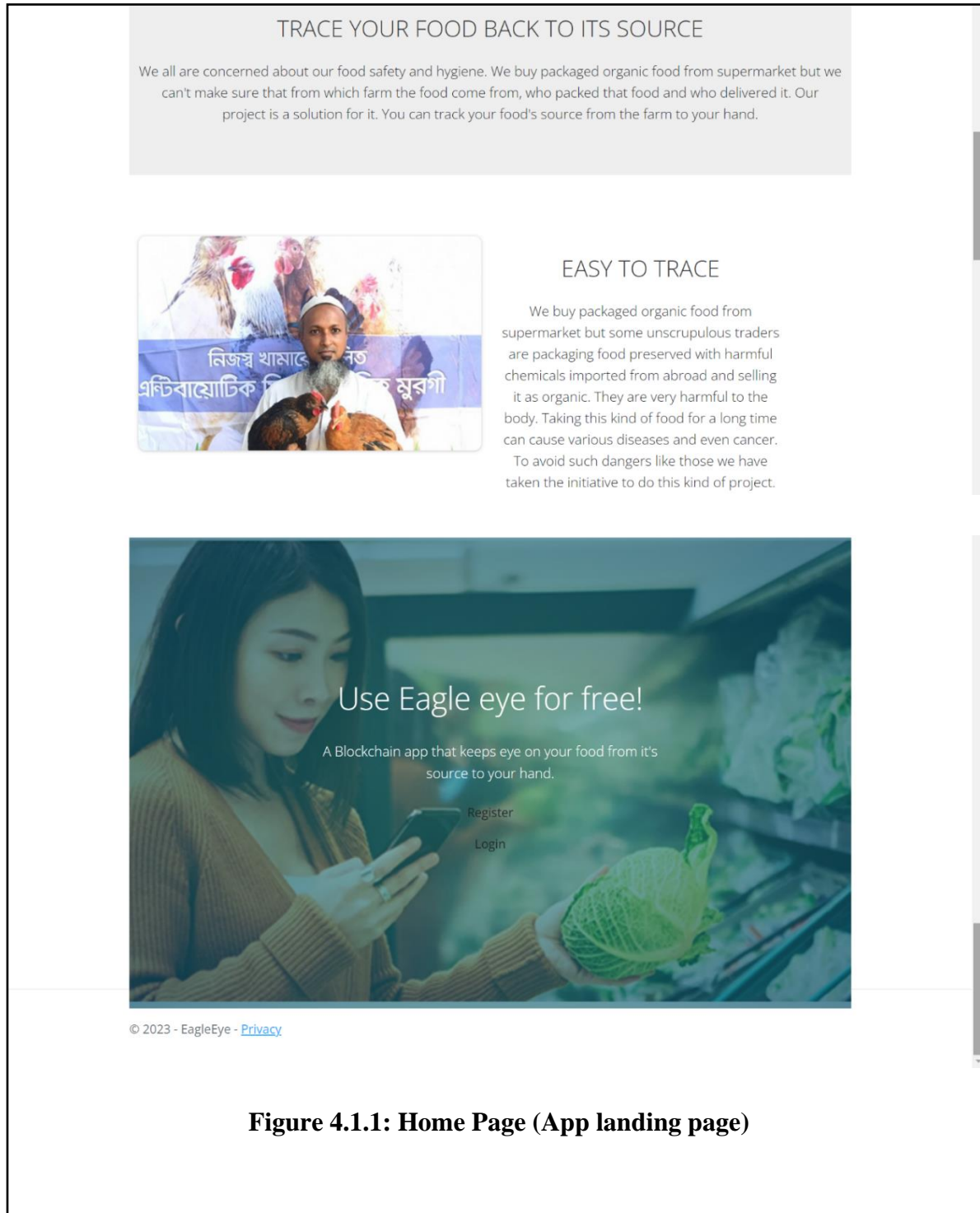
The front-end of a web application is the visual part that users interact with using a browser. This is known as front-end development, which involves designing and structuring the project and creating a logical layout for the user interface. To build the front-end, a combination of HTML (for basic page structure and content), CSS (for visual editing), and JavaScript (for making websites interactive) is used. These same tools are also used to create progressive web apps that have the appearance and functionality of a native app.

In our HTML files, we used various elements such as text view, image view, edit text, button, etc. We also incorporated CSS, JavaScript, and view files to make the user interface user-friendly and easy to navigate. As a result, the application turned out to be simple and attractive.



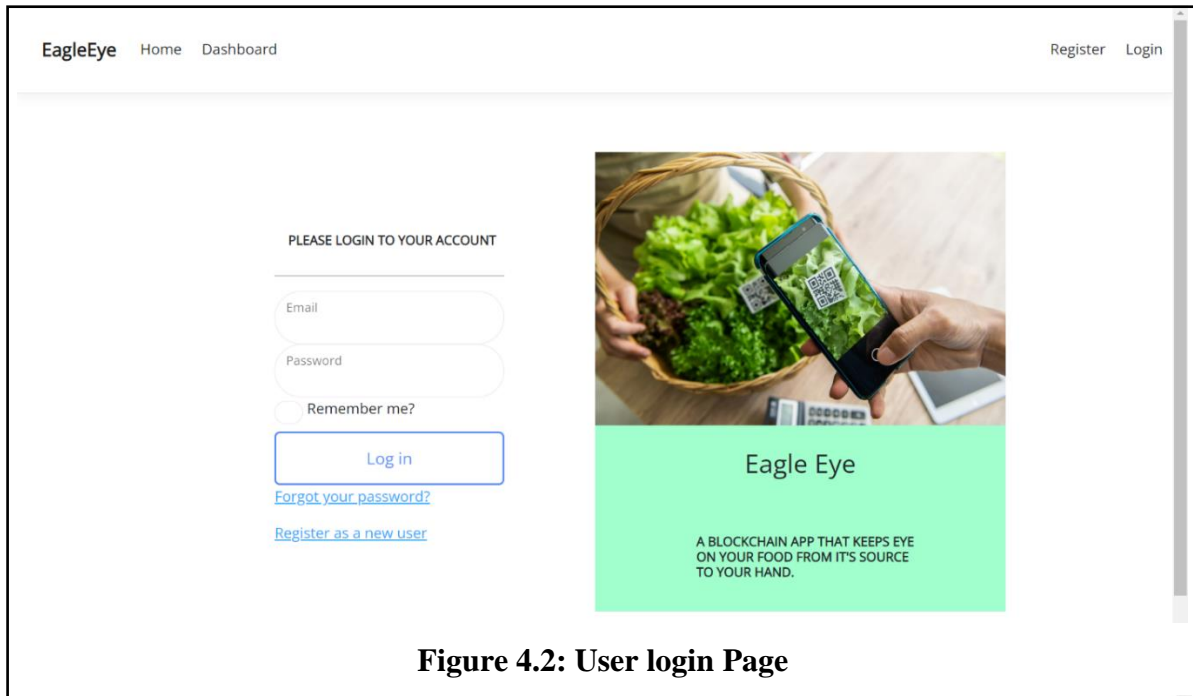
The first page of our application, shown in Figure 4.1, is the app landing page. A landing page is a specific page on a website where a visitor's contact information is collected in exchange for a resource, such as information about the web application or an eBook. This contact information is collected through a lead capture form where visitors enter details such as their

name, email address, and job title. The goal of a landing page is to convert visitors into leads that can be nurtured through personalized marketing campaigns using email, direct mail, paid ads, or other types of targeted marketing before they reach the sales team and make a purchase. A landing page that directly links to an offer or next step is critical to providing value upfront.

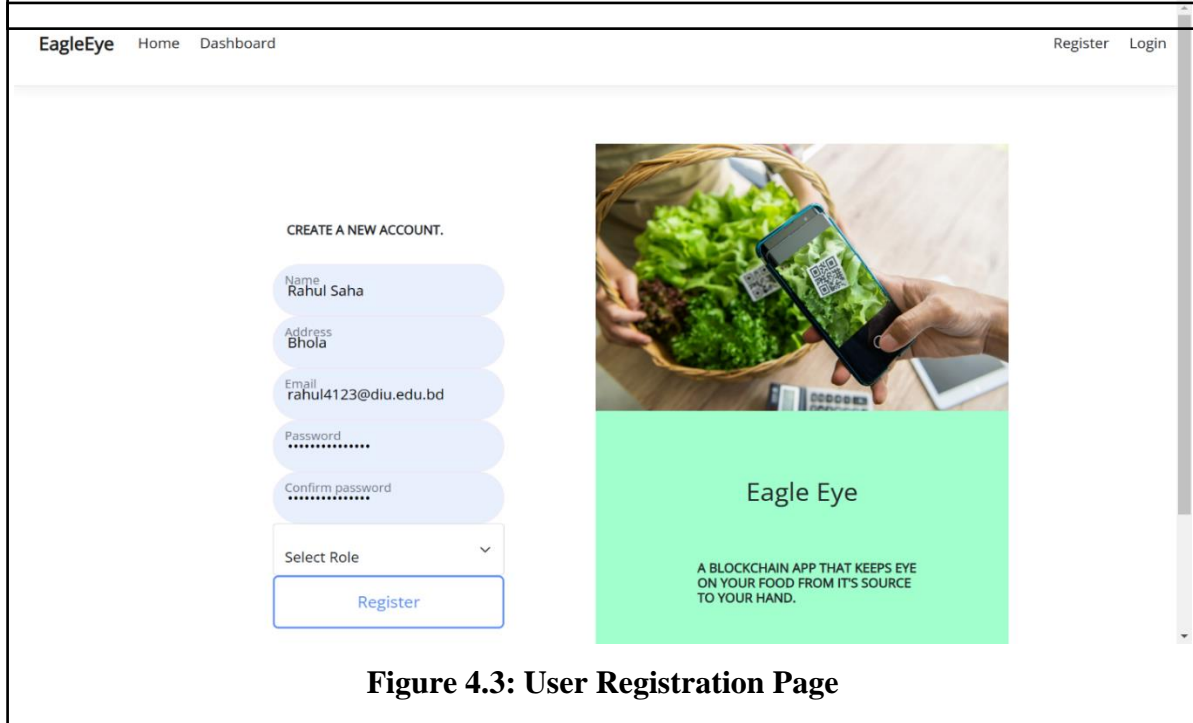


**Figure 4.1.1: Home Page (App landing page)**

Figure 4.2 shows the user login page of our application. Users who have already registered can log in directly. There are different types of users in a supply chain, such as farmers, food producers, food processors, suppliers, delivery men, shops, and customers. If a user has not yet registered, they can click the Signup button, which will take them to the registration page, shown in Figure 4.3.

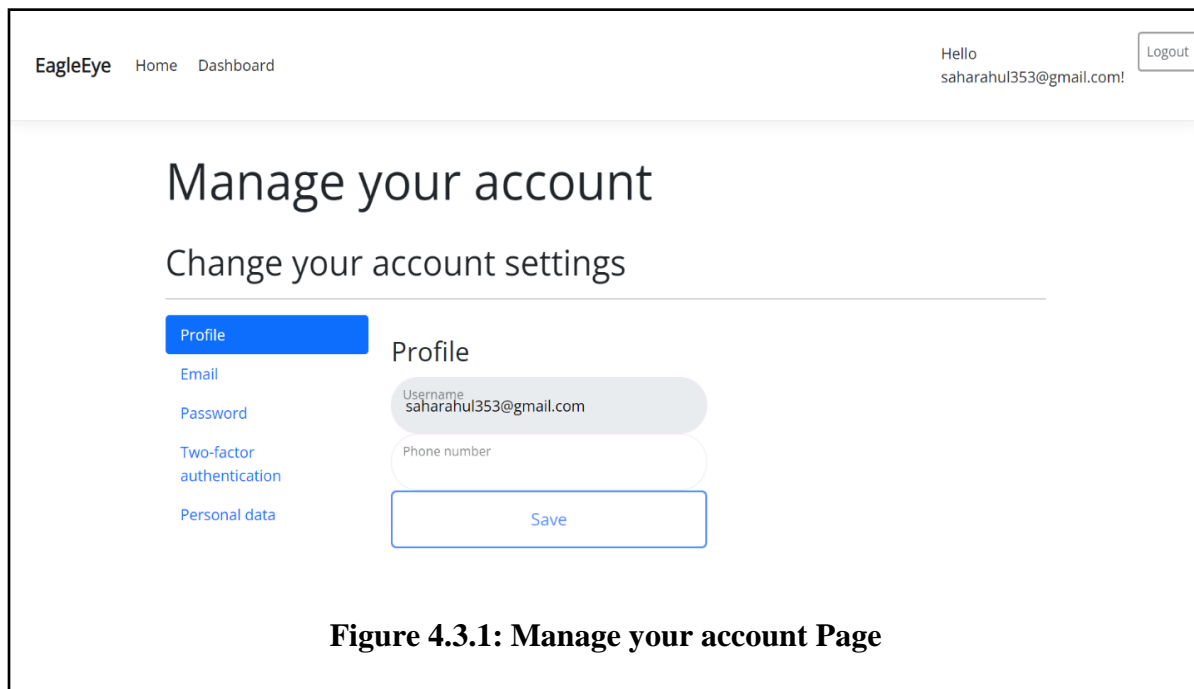


**Figure 4.2: User login Page**



**Figure 4.3: User Registration Page**

Users need to fill in the text fields such as name, address, email, password and click on submit to complete the registration. After registration, users must log in to access the features of the application. Users can be farmers, food producers, food processors, suppliers, delivery men, shops, or customers, and they can all sign up using the same page with different facilities.

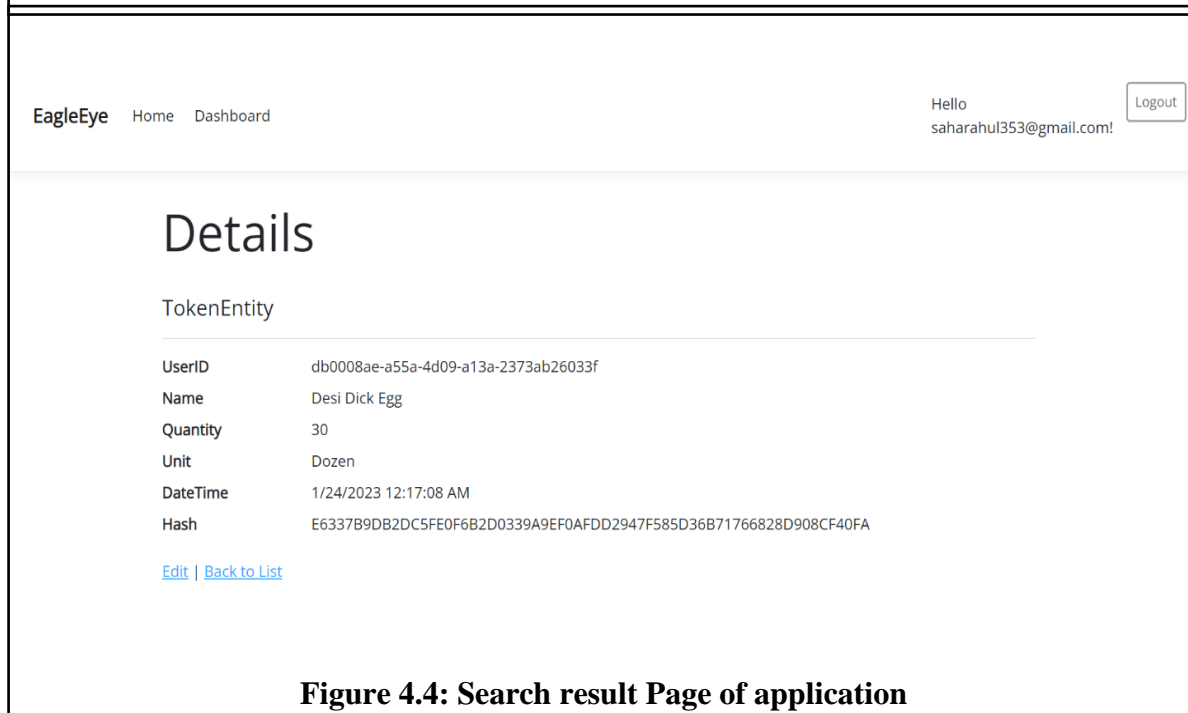
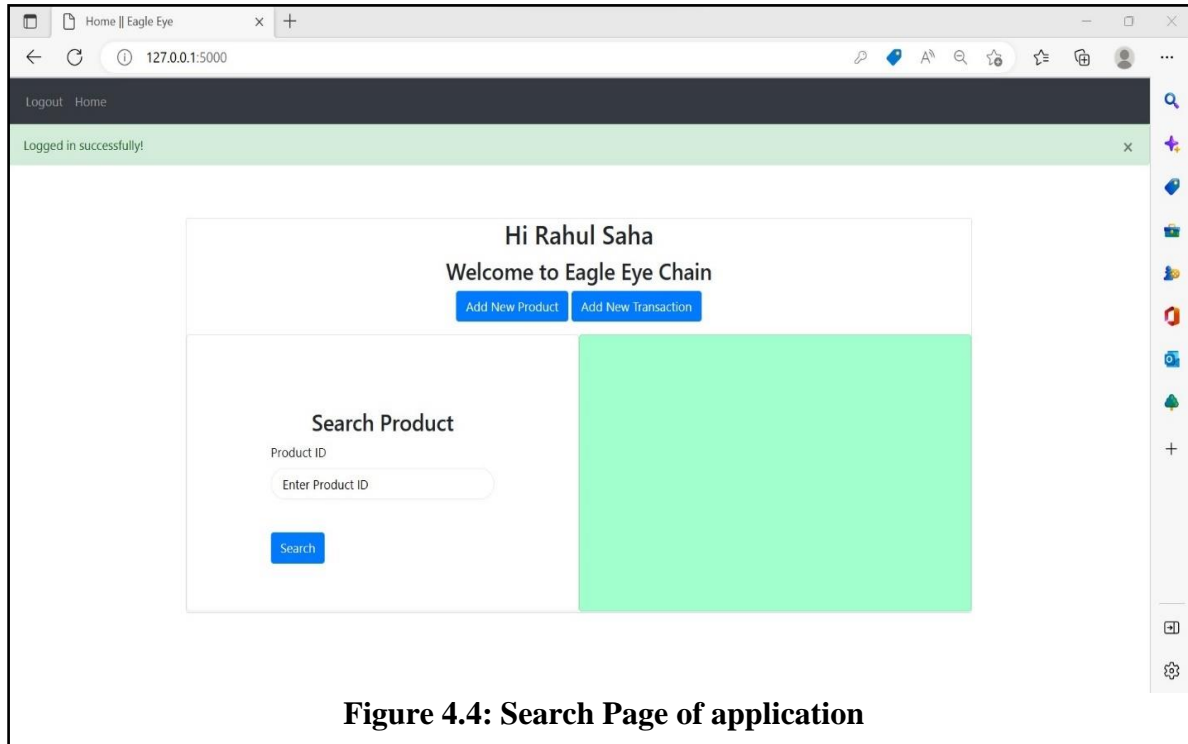


**Figure 4.3.1: Manage your account Page**

After registration and login, we move on to discussing the user dashboard. A dashboard is typically located on its own page and receives information from a linked database. It is configurable, allowing users to choose what data they want to see and whether they want to include charts or graphs to visualize the numbers. Our app's dashboard shows the user's profile and allows them to access all necessary information. From the dashboard, users can change their information and access other tools. Our application's dashboard allows all types of professionals to monitor performance, create reports, and set estimates and targets for future work.

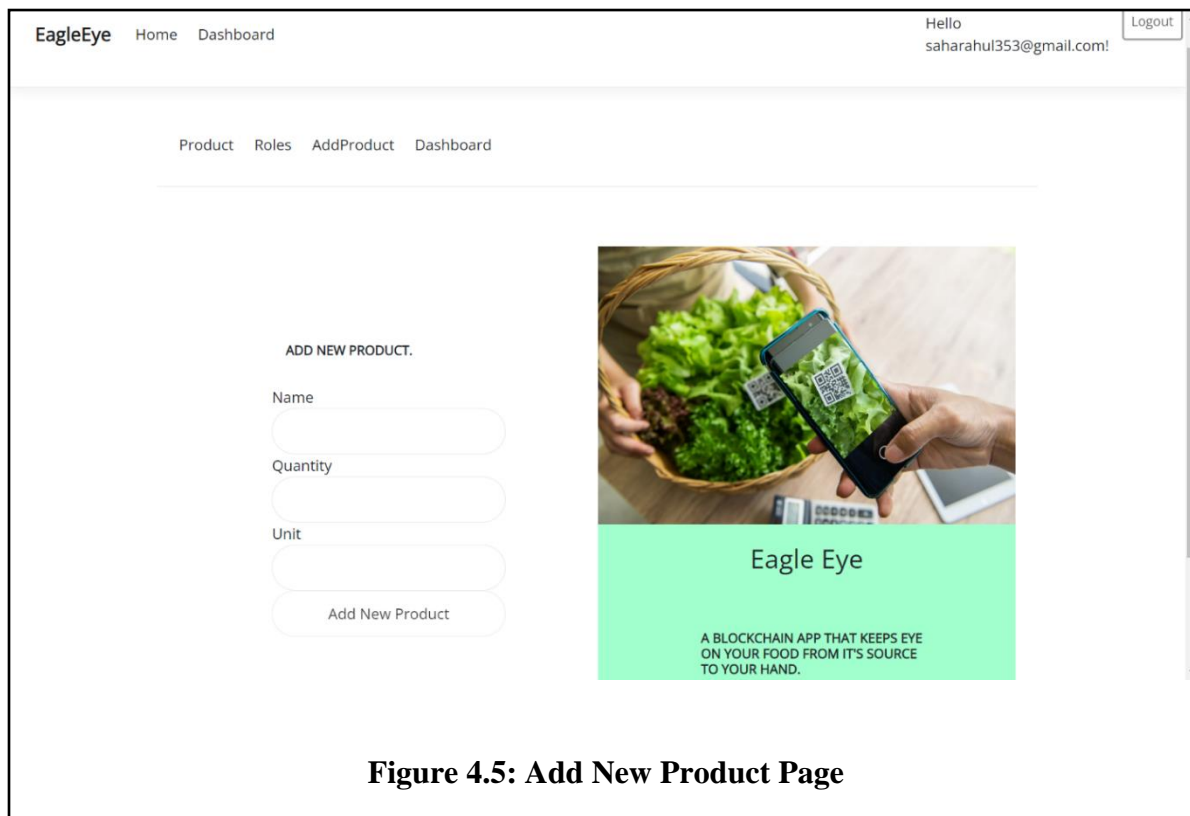
Figure 4.4 shows the home page of our application. After login, users will be directed to this page. It is designed for all users, such as customers, suppliers, and farmers. Users can see different options labeled with their user type. Customers can search for product information using a product ID, suppliers can go to the add new transaction menu, and farmers can go to the add new product option. On this page, any registered user can search for any product using

an encrypted product ID. The right side of the page shows which farm the product came from, and it also shows the supplier and other details. When this product will be collected from farm with location. Information of supplier and who packaged that food. We can say that we can find all information about our food from its source to your hand.



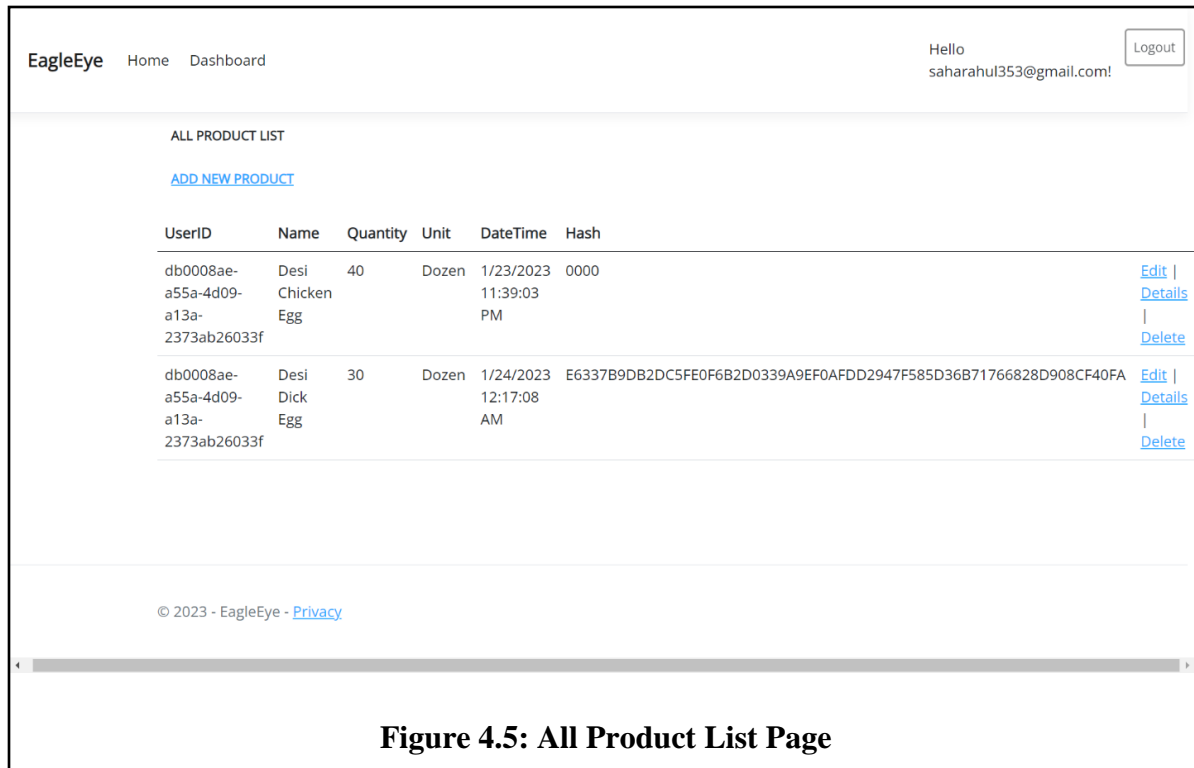


Now we talk about the most important page of a supply chain is Add and Manage Products. Here user can Create a New Product and Add a Title and Description. Having considered the most common product types of our local market, we have designed a very beautiful and attractive page to Add and Manage Products. In this page user can see their product information. This application use blockchain technology. So, we see here the encrypted product id. Using this encrypted id user can search product from blockchain.



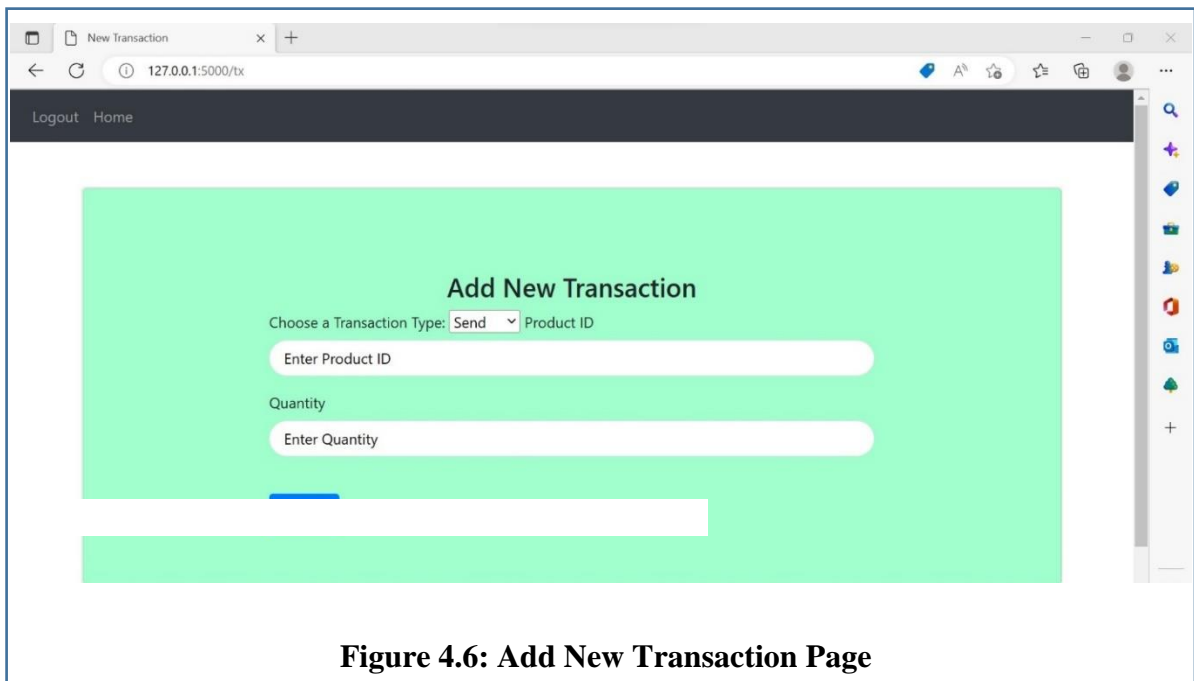
**Figure 4.5: Add New Product Page**

**Figure 4.5** is a page named add new product. This page is only accessed by users like farmer. Here they can add new product when they collect product from there farm. After adding a new product, it will give an encrypted product id and this application save the information with date time and location in database and mine a new block with this product information. When a farmer sends his product to supplier, he also sends his product id with it.



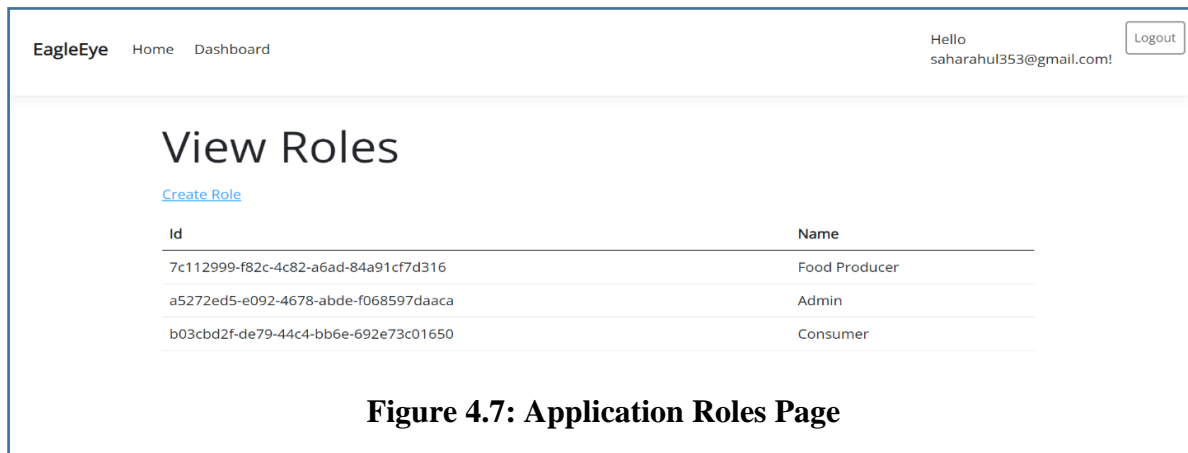
**Figure 4.5: All Product List Page**

Now we are talking about the most important Page Add New Transaction in our application. Through this transaction, the user will save all the information in the database, all this information



**Figure 4.6: Add New Transaction Page**

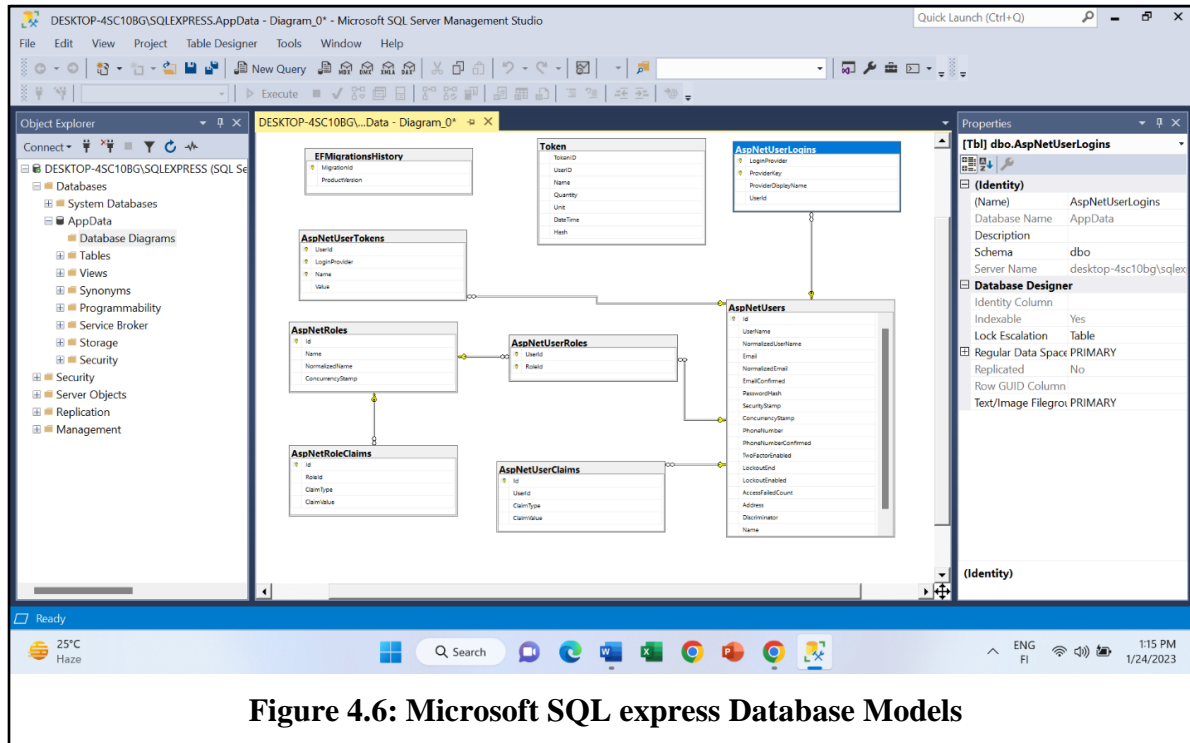
will be saved by blockchain technology. From here the data will be processed and the products will be traced. **Figure 4.6** is a page named add new transaction. This page is only accessed by users like farmer and supplier. Here they can add new transaction when they collect product from there source. After adding a new transection, it will give an encrypted transection id and this application save the information with date time and location in database and sift product to new block with this product information and previous encrypted hash id. When a supplier packages his product, He will be print the encrypted product id on label of the product.



**Figure 4.7: Application Roles Page**

## 4.2 Back-End Operations

The back-end of a web application refers to everything that happens behind the scenes, including the servers that host the website and the underlying logic that controls its functions and processes. For our web-based application utilizing blockchain technology, we used a function to encrypt our data and stored it in a centralized database using Microsoft SQL Express. The back-end operations of our project consist of three parts: user authentication, real-time storage, and blockchain. User authentication is used to verify the user's information and register them to our application. An admin can easily view information and disable or delete any user if necessary. We used Microsoft SQL Express to store personal information of the user and blockchain technology to store any transactions provided by the user. The connection between our application and user authentication was done using ASP.NET Core C# classes, Entity Framework libraries, and dependencies.



**Figure 4.6: Microsoft SQL express Database Models**

### 4.3 Interaction Design and UX

Interaction design and user experience (UX) refer to the structure of the relationship between the user and the application. The goal of interaction design is to create products that enable users to achieve their objectives in the most efficient way possible, while user experience focuses on the overall experience between the user and the application.

### 4.4 Implementation Requirements

To implement this project, we used Microsoft Visual Studio to design and develop the entire project in C# language and ASP.NET Core Entity Framework. The basic tools for front-end development are HTML, CSS, and JavaScript, which can be extended with package managers, CSS preprocessors, frameworks, and more. The back-end was built using a different set of technologies, including C# and sometimes JavaScript. We also used Microsoft SQL Express for the database and Entity Framework to control the database. A web browser was used for testing the project and we also needed to install C# files and web tools to make the project function properly and to make the database connection stable for testing. This application requires an internet connection to function.

## CHAPTER 5

### IMPLEMENTATION AND TESTING

#### 5.1 Implementation of Database

In this stage, a DBMS (Database Management System) is installed on the necessary equipment and configured to run seamlessly on the equipment and application. The primary task is to create a database and tables and load the data. This is the implementation of the DBMS.

We used a database for storing and retrieving data in our application. Three components of the database were used in the back-end operations of our application: User Authentication, Real-Time Database, and Blockchain Storage. Python classes were used for all of our interactive activities.

- **User Authentication:** User Authentication was used to register users in our application. It provides privacy to a user so that the admin won't be able to see the password the user is using to log in. But, the admin can disable any account if the user doesn't follow our policies. Real-Time
- **Real-Time Database:** We used an SQL database to store the client's personal data and retrieve information from our application to the client.
- **Blockchain Storage:** This app is using blockchain technology to trace food information. So, all transactions of food information are saved in a private blockchain network.

We connected all the features of the database to our application using C# classes, different libraries, and conditions. To execute our application with the connection of the database, we used various methods to transfer data, retrieve data, and register clients via User Authentication. Another reason for using User Authentication is it gives each client a Uid (Unique Id). By this Uid, administrators can easily find the data of the clients and pictures which are uploaded by the client.

#### 5.2 Implementation of Front-end Design

In front-end design there are two sections. HTML documents and ASP. Net Core classes. The basic tools for front-end development are HTML, CSS, and JavaScript, which can be extended

with package managers, CSS preprocessors, frameworks, and more. HTML documents are used for the design and structure of the UI. We included content and buttons which will take to different activities by clicking on them. ASP. Net Core classes were used to create logical activities of the UI. The landing page of our application is implemented by using HTML documents. We used to make our landing page appealing and user-friendly. The login and sign-up area are under the ASP. Net Core classes of that HTML document. These classes are used to perform the logical tasks.

### **5.3 Implementation of Interactions**

We asked our friends and other mentors including our boss and employees about their opinion. We shared our ideas. We listened to what they have to say and took their suggestions. For a user-friendly UI, we used images and buttons with enough information so the user will know how he/she needs to use this application. It is very easy to navigate, learn, and interact with the administrators.

### **5.4 Testing Implementation**

Testing Implementation is the testing of a complete and fully integrated software product. Typically, software is just one component of a larger computer-based system. Eventually, software is interfaced with other software/hardware systems. Testing Implementation is a series of various tests whose sole purpose is to exercise the full computer-based system.

**Table 01: Test case for the system**

Test case	Input	Expected Outcome	Output	Pass/Fail	Date
1. User Registration	User Registration with valid information	User Registration successfully	Account created	pass	28.12.2022
2. User Registration	User Registration with invalid information	User Registration unsuccessfully	Unsuccessful Account creates	pass	28.12.2022
3. Login	Login with correct Email and password	Login Successfully	Successfully logged in	pass	28.12.2022
4. Login	Login with incorrect Email and password	Login failed	Login failed	pass	28.12.2022
5. Select option	Select option	Select successfully	Successfully selected	pass	28.12.2022
6. Add New Product	Add New Product	Add Successfully	Successfully Add	pass	28.12.2022
7. Add and verify New Transection	Add and verify New Transection	Add Successfully	Successfully Add	pass	28.12.2022
8. Logout	Click on logout button	Successfully logout	Successfully logout	pass	28.12.2022

## 5.5 Test Results and Reports

Testing is an essential part of any software development project, and it is especially important for blockchain-based web applications. The testing phase of the blockchain-based web application project was designed to identify any issues with the application, to ensure that it was secure and to confirm that it met the requirements of its users. The testing phase of the project consisted of several different types of tests, including unit tests, integration tests, and end-to-end tests. Each test was designed to check a specific aspect of the application and to verify that it was working as expected. The results of the testing phase were positive and showed that the application was secure, scalable, and met the requirements of its users. The application performed well in all tests and showed no signs of security vulnerabilities. The testing phase also helped to identify and resolve any issues with the application, such as bugs or performance issues, before it was released to users. In order to communicate the results of the testing phase to stakeholders, a comprehensive report was generated. The report included a summary of the testing process, the results of each test, and any issues that were identified and resolved during the testing phase. The report was reviewed by the development team and stakeholders, and any necessary changes were made to the application based on the feedback received.

In conclusion, the testing phase of the blockchain-based web application project was a critical part of the development process. The results of the testing phase showed that the application was secure, scalable and met the requirements of its users. The comprehensive report generated provided valuable insights into the performance of the application and helped to ensure its success. The development team is confident that the application will provide a high-quality user experience and will continue to be improved and updated in the future.



## Chapter 6

### CONCLUSION AND FUTURE SCOPE

#### 6.1 Discussion and Conclusion

The use of blockchain technology has been growing rapidly in recent years, as it provides a secure and decentralized way of storing and exchanging data. In this project, a blockchain-based web application was developed to address a specific need or problem. The development process of the blockchain-based web application was similar to that of a regular web application, with additional considerations given to the security and decentralization aspects of blockchain technology. The application was built using a specific blockchain platform, such as Ethereum or Hyperledger, and the team focused on ensuring that the application was secure, scalable and able to handle large amounts of data. One of the major advantages of using blockchain technology in this project was the increased security it provided. The decentralized nature of blockchain technology meant that the application was not susceptible to the same security risks as traditional web applications and that the data stored was secure from tampering and manipulation. Another advantage of using blockchain technology was the transparency it provided. The application allowed for a transparent and secure exchange of data between users, as all transactions were recorded on the blockchain and could be audited. The outcome of the project was a blockchain-based web application that met the needs of the users and exceeded their expectations. The application received positive feedback from users and was well received by the market. In conclusion, the blockchain-based web application project was a success and has provided a secure and decentralized solution that has improved the lives of its users. The development team is proud of the work they have done and is confident that the application will continue to provide value to users in the future. Additionally, the experience gained from this project will be valuable in future projects and will enable the development team to continue creating innovative and secure solutions using blockchain technology.

#### 6.2 Scope for Further Developments

The development of a blockchain-based web application is a significant step towards using technology to solve real-world problems and improving the lives of users. However, like any other technology, blockchain-based web applications are constantly evolving and improving.

In this section, we will outline some of the areas where further developments could be made in the future to improve the blockchain-based web application developed in this project.

- **User Experience:** Despite the user-friendly design of the current application, there is always scope for further improvements in the user experience. This could include adding new features, improving the interface and making the application more intuitive for users.
- **Scalability:** As more users adopt the application, it is likely that the demand for its services will increase. In order to accommodate this growth, the application will need to be designed to scale efficiently, to handle larger amounts of data and to provide a fast and responsive user experience.
- **Integration with Other Technologies:** The blockchain-based web application could be further developed by integrating it with other technologies, such as artificial intelligence, the Internet of Things (IoT), and Big Data. This would enable the application to provide even more value to its users.
- **Security:** With the increasing importance of data privacy and security, it is essential that the application remains secure and protected from threats such as hacking and malware. Regular software updates and security audits will be necessary to ensure the application remains secure.
- **Decentralization:** The decentralization aspect of blockchain technology is one of its major strengths. However, there is always room for improvement in this area, such as finding ways to make the application more user-friendly for users who are new to blockchain technology.

In conclusion, the development of a blockchain-based web application is an ongoing process that requires continuous improvement and adaptation to changing technology and user needs. The future of the application will depend on the ongoing efforts of the development team to keep it up-to-date, secure and relevant to its users.

## REFERENCES

- [1] “Blockchain” Available at: <https://en.wikipedia.org/wiki/Blockchain>
- [2] “Blockchain Technology” Available at: <https://aws.amazon.com/what-is/blockchain/>
- [3] “Food Safety” Available at: <https://www.who.int/news-room/fact-sheets/detail/food-safety>
- [5] “Visual studio code” Available at: <https://code.visualstudio.com/>

# Report

## ORIGINALITY REPORT

<b>29%</b>	<b>29%</b>	<b>3%</b>	<b>15%</b>
SIMILARITY INDEX	INTERNET SOURCES	PUBLICATIONS	STUDENT PAPERS

## PRIMARY SOURCES

<b>1</b>	<b>dspace.daffodilvarsity.edu.bd:8080</b> Internet Source	<b>19%</b>
<b>2</b>	<b>Submitted to Daffodil International University</b> Student Paper	<b>4%</b>
<b>3</b>	<b>blog.hubspot.com</b> Internet Source	<b>1%</b>
<b>4</b>	<b>www.altexsoft.com</b> Internet Source	<b>1%</b>
<b>5</b>	<b>otosection.com</b> Internet Source	<b>1%</b>
<b>6</b>	<b>www.researchgate.net</b> Internet Source	<b>1%</b>
<b>7</b>	<b>Submitted to Prince Sultan University</b> Student Paper	<b>1%</b>
<b>8</b>	<b>Submitted to St. Petersburg High School</b> Student Paper	<b>&lt;1%</b>
<b>9</b>	<b>Submitted to New Jersey Institute of Technology</b> Student Paper	<b>&lt;1%</b>

10	Submitted to University of New South Wales Student Paper	<1 %
11	Submitted to Monash University Student Paper	<1 %
12	Submitted to University of London External System Student Paper	<1 %
13	<a href="http://fsvps.gov.ru">fsvps.gov.ru</a> Internet Source	<1 %
14	<a href="http://testing.googleblog.com">testing.googleblog.com</a> Internet Source	<1 %
15	<a href="http://www.mordorintelligence.com">www.mordorintelligence.com</a> Internet Source	<1 %
16	Submitted to Help University College Student Paper	<1 %
17	<a href="http://sb69g.com">sb69g.com</a> Internet Source	<1 %
18	Djamila Benhaddouche, Mohamed Tekkouk, Abdelghani Chernnouf Youcef. "Extracting Geographic Knowledge from Wikipedia", Proceedings of the 7th International Conference on Software Engineering and New Technologies, 2018 Publication	<1 %