

**INTERNSHIP ON WEB DESIGN AND DEVELOPMENT ON PHP WITH LARAVEL
FRAMEWORK APPROCH**

BY

**NAME: MD. NURUL HUDA
ID: 192-15-13279**

This Report Presented in Partial Fulfillment of the Requirements for the Degree of
Bachelor of Science in Computer Science and Engineering

Supervised By

**Dewan Mamun Raza
Lecturer (Senior Scale)
Department of CSE
Daffodil International University**

Co-Supervised By

**Sharun Akter Khushbu
Lecturer
Department of CSE
Daffodil International University**



DAFFODIL INTERNATIONAL UNIVERSITY


DHAKA, BANGLADESH

JANUARY 2023

APPROVAL

This internship titled “**INTERNSHIP ON WEB DESIGN AND DEVELOPMENT ON PHP WITH LARAVEL FRAMEWORK**” submitted by **Md Nurul Huda, ID No: 192-15-13279** to the Department of Computer Science and Engineering, Daffodil International University has been accepted as satisfactory for the partial fulfillment of the requirements for the degree of B.Sc. in Computer Science and Engineering and approved as to its style and contents. The presentation has been held on 28-2-2023.

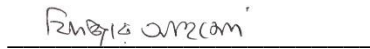
BOARD OF EXAMINERS



Dr. Touhid Bhuiyan
Professor and Head

Department of Computer Science and Engineering
Faculty of Science & Information Technology
Daffodil International University

Chairman



Dr. Fizar Ahmed
Associate Professor

Department of Computer Science and Engineering
Faculty of Science & Information Technology
Daffodil International University

Internal Examiner



Taslima Ferdous Shuva
Assistant Professor

Department of Computer Science and Engineering
Faculty of Science & Information Technology
Daffodil International University

Internal Examiner



Dr. Md Sazzadur Rahman
Associate Professor

Institute of Information Technology
Jahangirnagar University

External Examiner

DECLARATION

We hereby declare that, this internship has been done by us under the supervision of **Dewan Mamun Reza, Lecturer, Department of CSE** Daffodil International University. We also declare that neither this project nor any part of this project has been submitted elsewhere for award of any degree or diploma.

Supervised by:



Dewan Mamun Reza
Sr. Lecturer
Department of CSE
Daffodil International University

Co-Supervised by:



Sharun Akter Khushbu
Lecturer
Department of CSE
Daffodil International University

Submitted by:

Nurul Huda

Md. Nurul Huda
ID: -192-15-13279
Department of CSE

ACKNOWLEDGEMENT

First, we express our heartiest thanks and gratefulness to almighty God for His divine blessing makes us possible to complete the final year project/internship successfully.

I am really grateful to **Dewan Mamun Raza**, Sr. Lecturer, Department of Computer Science and Engineering, Daffodil International University. Exceptionally eager interested of oversee inside the area of “Web Design and Development on PHP Laravel Framework” to hold out my internship. His treasured counsel, benevolent steerage, countless staying power, consistent supervision, optimistic criticism, mastering too moving forward within the slightest stages have prepared this attainable to wrapped up my internship.

I would wish to uncover earnest gratefulness to **Dr. Touhid Bhuiyan**, Professor and Head, Department of Computer Science and Engineering, for his charitable help to total my internship conjointly to other academician faculty conjointly the staff of CSE department of Daffodil Universal University.

I am too like to specific appreciation **PencilBox Training Institute** for giving me the chance to achieve my internship there. I have developed my knowledge and improved encounters by this internship.

I too wish to thank the entire course mates of my department in Daffodil International University, who took part amid this conversation and finished my course work.

In the conclusion, I have to be appreciation with bounty of tall respect the steadfast and perpetual back to my parents.

ABSTRACT

An internship as a “Web Design and Development on PHP with Laravel Framework” is now one of the great aspects of a computer professional career. This report is a need of the internship application of my Bachelor of Science (B.Sc.) web development using PHP or Hypertext Preprocessor it's a server-aspect language that's utilized to make inactive plans energetic. The special feature of PHP is that scripting code is applied within the server, which produce via Hyper text Markup Language (HTML) it truly is dispatched to the purchaser. Buyer takes conveyance of the result of upholding the script other than recognizing any code. The builders might design the web site server to handle all of the Hyper text Markup Language (HTML) documents. Additionally, Hypertext Preprocessor language is straightforward to get for any apprentice, additionally put up many progressed programming feature. Laravel is an web development framework based completely on Hypertext Preprocessor which has imaginative, cleaned code. I assume enhancement of any venture ought to be an first-class, paramount be genuinely completing. Personal home page Laravel is taken step the torment out of developer through diminishing ordinary obligations utilized inside the expansive portion of web utility enhancement. Laravel target to make the occasion way a totally fulfilled one for builders other than compromise utility adequacy. A fulfilled builders make the superior code. Hypertext Preprocessor Laravel is an terrible part handier, compelling, convey energetic hardware needed for enormous, durable challenge.

TABLE OF CONTENTS

CONTENTS	PAGE
Approval	ii
Board of examiners	ii
Declaration	iii
Acknowledgements	iv
Abstract	v
CHAPTER 1: INTRODUCTION	1-2
1.1 Introduction	1
1.2 Motivations	1
1.3 Internship Purpose	2
1.4 Introduction to the Company	2
1.5 Report Layout	2
CHAPTER 2: ORGANIZATION	4-7
2.1 About Company	4
2.2 Conditions of Market	4
2.3 Target Group	5
2.4 SWOT Analysis	5
2.5 Organization Structure	7
CHAPTER 3: TASKS, PROJECTS & ACTIVITIES	8-25
3.1 Daily Task	8
3.2 Events	8
3.3 Project Task	9

3.4 Challenges	25
CHAPTER 4: COMPETENCIES AND SMART PLAN	26
4.1 Competencies Earned	26
4.2 Smart Plan	26
4.3 Reflections	26
CHAPTER 5: Conclusion and Future Career	27
5.1 Discussion and Conclusion	27
5.2 Scope for Further Career	27
APPENDICES	28
Appendix A: Internship Reflection	28
Appendix A: Internship Reflection	
REFERENCES	29

LIST OF FIGURES

FIGURES	PAGE NO
Figure Name 2.4.1: SWOT Analysis.	5
Figure Name 2.5.1: PencilBox Training Institute Organizational structures	7
Figure Name 3.3.1: Responsive Design Using Bootstrap for Front Page	10
Figure Name 3.3.2: Using Bootstrap For Responsive View	11
Figure Name 3.3.3: Blog Site for Home Page	12
Figure Name 3.3.4: Adding Post Page for the Blog Site.	13
Figure Name 3.3.5: Blog Site for the View Post Page	14
Figure Name 3.3.6: Blog Site Database	15
Figure Name 3.3.7: Login Page Source Code	16
Figure Name 3.3.8: User Login.	16
Figure Name 3.3.9: User Register Page Source Code	17
Figure Name 3.3.10: Register Page for the User	17
Figure Name 3.3.11: User at Home Page	18
Figure Name 3.3.12: Profile Page Source code for user	19
Figure Name 3.3.13: Profile Page for User	19
Figure Name 3.3.14: User Authentication Database	21
Figure Name 3.3.15: Teacher Create Subject Page.	22
Figure Name 3.3.16: Simple Student Management System Home Page.	23
Figure Name 3.3.17: Subject Wise Chapter Page.	24
Figure Name 3.3.18: Database of Simple Student Management System.	25

LIST OF TABLES

TABLES	PAGE NO
Table 3.3.1: Database table for post	14
Table 3.3.2: Database table for table users	20

CHAPTER 1

INTRODUCTION

1.1 Introduction

Internship could be a stage from where I learned a part of things. This internship gives me a broad thought almost the genuine working environment. I learned how to confront genuine life ventures and how to illuminate them. This information will offer assistance to me to construct a fruitful career in my future. Student can learn about the administrative center culture and gain a good deal needed work enjoy. Pupil can build a sturdy foundation with a purpose to bolster their profession. Create a web application about Teacher and Student relationship. At first, I Design then Develop this site with PHP and Laravel Framework[2], which has exquisite syntax, expressive, agreeable development is that the essential objective on my internship program. To put into impact a energetic web software with Laravel Framework makes actualization of confirmation technics exceptionally simple. Around entirety thing is arranged precisely. When I utilize Laravel framework it's much simpler to actualize web application which aren't get within the other php frameworks. It's an terrible parcel progressed work like checking live clients, keen plan design, login framework secret word create, Cross-site Ask fraud security and Encryption.

1.2 Motivation

An Internship can include viable encounter in genuine life programming and software advancement life cycle. It is exceptionally imperative to know the hypothetical information and apply it in genuine world in arrange to extend our involvement within the labor advertise within the software engineering segment. I started to learn HTML and CSS. After that, I start to develop a passion for web development and I wanted to be a professional web developer. Laravel similarly comes with numerous functions assist brief internet website improvement. but, at gift time, Laravel is parcels prevalent whether differentiate with special individual domestic page frameworks. Laravel is an open-source framework that lets in any builders to rush up their net utility advancement with none creating wander overheads. This system focuses over diverse frameworks inside the categories of proficiency and adaptability

1.3 Internship Objectives

Get it the concept and structure of web application design and development. Watch interpersonal and organizational dynamics. Conceivable outcomes of technical aptitudes. increment communication skills. To help students in acquiring basic job-related experience and build durable resumes for splendid career. To help students in developing commercial enterprise contacts and making local area contacts. To help students in developing commercial enterprise contacts creating community contacts Laravel is an open-source net utility development program. which is powerful and simple to grasp. The web application in this way designed is more organized and commonsense.

1.4 Introduction to the Company

PencilBox Tanning Institute Owner by Bangladesh Association of Software and Information Services (BASIS) is the national trade body for Software & IT Enabled Service industry of Bangladesh. Established in 1997, the association has been working with a vision of developing vibrant software & IT service industry in the country. Currently BASIS has over 800 members who contribute the majority in the Software & IT service industry in Bangladesh. They continuously accept in tolerating modern technology and contemplations for developing the job finding encounters of the job discoverers and qualify the employers with the most up to date enrollment prepare. With their software development services, customer/buyer will surely empower his/her business. In this company, I have the opportunity to be an intern as a web (Laravel) developer[1].

1.5 Report Layout

A report plan is a document that serves as a structure or illustration for a report's perspective. When a report contains data areas, substance, or a picture, tables are typically used to organize the content. In this Internship reports is fluctuating 5 Chapter.

Chapter 1: Introduction, Motivations, Internship Objectives, Introductions to the Company and Report Layout.

Chapter 2: About Introduction to PencilBox Training Institute, Product and Market Situation, Target and Organizational Structure[1].

Chapter 3: Daily Task and Activities, Events and Activities, Project Task and Activities and Challenges.

Chapter 4: Competencies Ed Reflection.

Chapter 5: Scope for the Future Career.

CHAPTER 2

ORGANIZATION

2.1 About the Company

To address the ability hole of HR within the industry, Basis started its possess training activities in 2007. bitBirds Solutions is the member of BASIS and works with various areas of IT and ITES Software Development, IT support and Network Solutions since 2012. bitBirds Solutions is well equipped with competent and professional employees. To produce skilled manpower in this industry and to employ them, bitBirds Solutions has its own training institute named PencilBox Training Institute which has very well decorative and modern technology based well equipped training labs. bitBirds Solutions has its own pool of trainers who have the theory knowledge as well as the hands-on knowledge to skill up the fresher. bitBirds Solutions directly offers job the best trainees and guides the other trainees to scale them up.

The general reason of PencilBox is to create and promote advanced data innovations for multi-user operation. PencilBox business philosophy is to guarantee the most noteworthy quality item, total client fulfillment, timely delivery of arrangements and the leading quality/price proportion found within the industry. Their emphasis is on advertising a tall degree of item user-friendliness through a positive, creative and centered company staff[1].

2.2 Product and Market Situation

Web design market inquire about report comes out by fundamental industry investigation and from measuring the measure of advertise. Showcase circumstance depend on current and future mechanical patterns. In arrange to know item values and circumstance you'll check out mechanical supply teach, financial drivers and unique and fake buyer status.

PHP is the most used server-side programming language on the web. In fact, 79.2% of all websites rely on PHP to some degree, making it one of the most popular languages among programmers and web developers due to its widespread use[2][3]. Top industries that use PHP for programming-language are Marketing (54453)[2] Social, Media (33870) Digital Marketing (32970)[2]. PHP version 7.4 is the most used version. Now PHP latest version is 8.1.2[2].

2.3 Target Group

By rapidly changing the world, each organization and company must make computer and technology capacities to remain competitive and productive. Basis developing specializing in its past information inside the Work Advertise put, particularly, the foremost later patterns inside the work zone, proficiency technological advance and believe for a present-day organization. Basis was delivered from PencilBox, PencilBox fundamental target is create expertise and PencilBox is most effective preparing organized in this city. Here training level so costly conjointly regard all the learner. After the course here work opportunity if I will give way better performance at that point PencilBox provide me a primary job opportunity. Essentially uncover the primary objective of this bunches and to create more noteworthy in its benefit styles. The concept got to be to make their circumstance an extraordinary bargain additional unequaled and particular while they take activity[1].

2.4 SWOT Analysis



Fig 2.4.1: SWOT Analysis

Strength

- PencilBox Training Institute has the potential to make a difference and differentiate itself from all other IT companies.
- They are a very advanced IT technical talented company.
- Best plan and progress administrations with modern technology.
- Better training service compare with other training center.

- You are a highly progressive IT technology competent company.
- Here other employees help out trainees' careers.

Weakness

- Their business administration group could be a little bit unforgiving.
- Break time is fair as well much brief.
- Each weeks have two meeting with all trainer.
- Basic circumstance handling.
- Less number of training facility.
- Much more task.

Opportunities

- Opportunities from rising technologies and modern carrier.
- Working with trainer paid project.
- New technology to improve user experience
- They paid a good amount for the work

Threat

- Managing websites very hard.
- Patient can't believe this website.
- Uncertain financial environment.
- My budget little that's when so many persistent visit this site, server can be down[4].

2.5 Organizational Structure

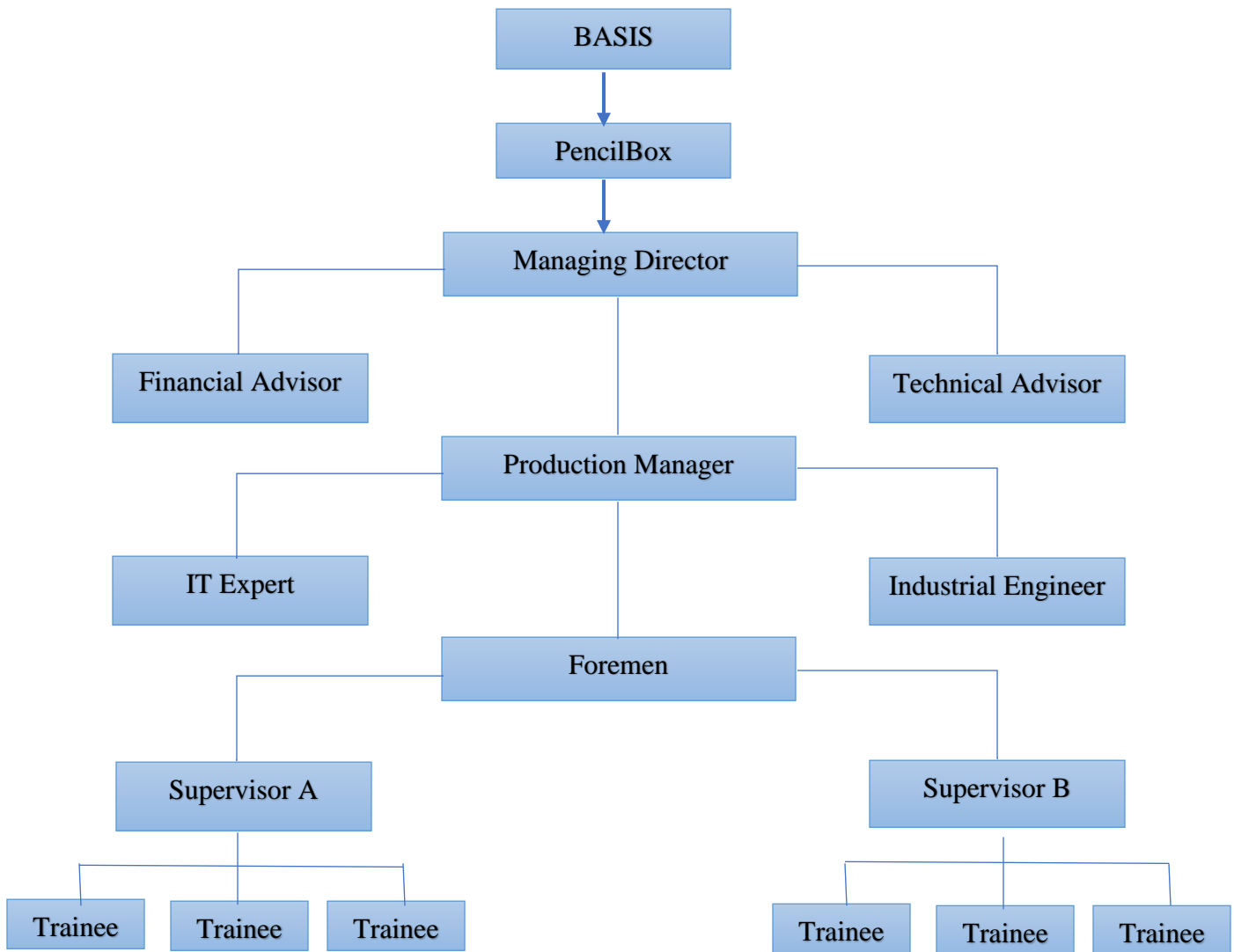


Figure 2.5.1: PencilBox Training Institute Organizational structures

CHAPTER 3

TASK, PROJECT S AND ACTIVITIES

3.1 Daily Task and Activities

My internship begins at 1:30pm and concludes at 5.30pm routinely 5 day in a week

- As a trainee and I routinely completed a few sorts of tasks.
- Initially opened with the main web layout design with html 5, CSS 3, and Bootstrap 4.
- One week a while later I created a responsive web site utilizing my basic information around web design.
- Find the design error and fixed it.
- After the completed development of the web structure, I at that point center on the basic PHP.
- Then learn the essential concept of PHP and the conditional statements, the actual execution of the Loop in PHP.
- One month afterward I made a fundamental web diary site utilizing utilizing as it were PHP.
- I had completed my PHP and learned approximately PHP targeted objects.
- Create an authentication site using PHP focused on object and manage Websites using MySQL.
- Two months later I begun working on a PHP framework it called Laravel.
- Finally got the opportunity to create a website utilizing a Laravel.

3.2 Events and Activities

These Internship supportive obtain the most recent technology and languages in no time. It is support me to create the most cleverly among IT occasion supervisors and various activities with a fixed date line. This learning action makes a difference me to move

forward my information of real-world ventures and get prepared me for how to create a portfolio and begin over.

It was a challenging time for each venture that I appear move forward all through my ponder. These challenges were following the deadline of the day, making unusual projects, gaining client fulfillment, which ensures that you simply not require alterations to my project. At that point there are the exciting times of working and learning in an ideal setting for collaboration. It assisted me with fostering my insight, so I could do business as my boss in any sort of work and any organization in this field.

3.3 Project Task and Activities

Primary center of this Intern was to learning web application development with PHP “Laravel” system for the career[3]. That’s why in this intern most extreme time spend with this system. That’s why I am learning E – Commerce, E – Learning Framework.

Using Bootstrap Design Full Responsive Web Site

The approach known as responsive web design proposes that web design and development ought to adjust to the user's environment and behavior in light of screen measure, stage, and orientation. Images, adaptable frameworks and formats, and keen utilize of CSS media questions make up the practice. The website ought to adjust to the iPad's resolution, picture estimate, and scripting capabilities when the client switches from a portable workstation to an iPad. It's conceivable to moreover ought to think approximately the settings on their gadgets.

Language

- HTML5 and CSS3 and bootstrap framework for making the structure or Front-End and colorized site.
- For responsive using Bootstrap.
- For more interactive design using JavaScript.



Figure 3.3.1: Front Page Responsive Web Design Using Bootstrap

Features of the Page

- Menu items & find box.
- For Navigation used Manu.
- Carousel for highlight news.
- Section for latest news.
- This website is responsive of any device.

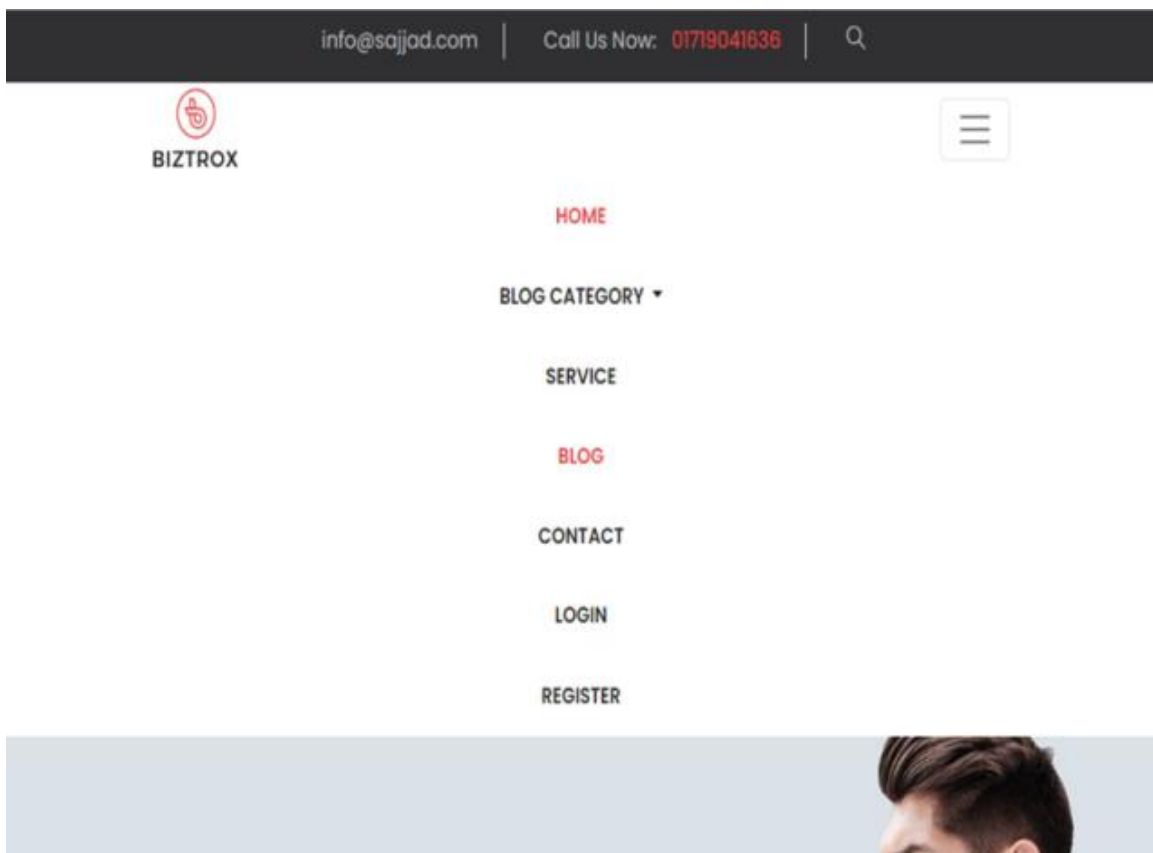


Figure 3.3.2: Using Bootstrap for Responsive View

Develop Blog Site and Using PHP

Language:

- HTML 5 and CSS 3 and Bootstrap for making colorful site and the Front End.

- For responsive using bootstrap.
- Making the design more interactive using JavaScript.
- Making the website dynamic using PHP with Laravel Framework.

Home Page Features:

- Items of all menu.
- Latest courses headline
- Section for most recent news.
- Contact with admin for problem.



Figure 3.3.3: Blog Site for Home Page

Add Post Page Features

- Adding new blog.
- Adding with its title, author and body, image, category.

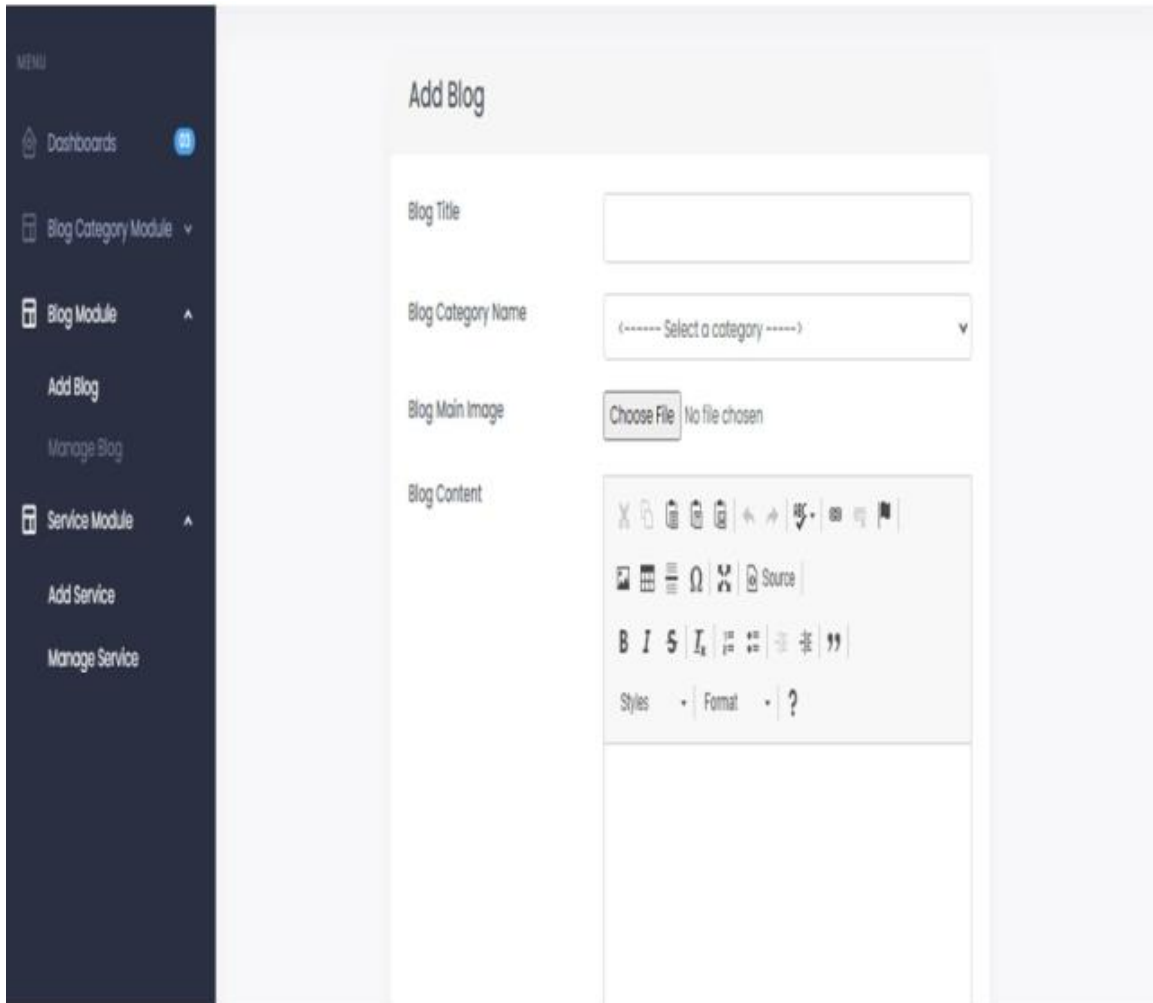


Figure 3.3.4: Adding Post Page for the Blog Site.

View Post Page Features:

- Here the full blog from home page

Latest News
Latest Article



May 08, 2022

ভোটার মাধ্যমেই ক্ষমতায় এসেছি: প্রধানমন্ত্রী

বাংলাদেশ আওয়ামী লীগকে এদেশের মাটি ও মানুষের সংগঠন আখ্যায়িত করে প্রধানমন্ত্রী শেখ হাসিনা বলেছেন, আওয়ামী লীগ কখনই ক্ষমতা দখলের জন্য পেছনের দরজা ব্যবহার করেনি,



May 08, 2022

গাড়ির সংখ্যা বাড়লেও যানজট নেই ঢাকা-টাঙ্গাইল মহাসড়কে

ঈদুল ফিতরের ছুটি শেষে কর্মধূলে ফিরতে শুরু করেছে মানুষ। উত্তরবঙ্গ থেকে ঢাকামুখী যানবাহনের সংখ্যা বাড়লেও ঢাকা-টাঙ্গাইল মহাসড়কে চলাচল স্বাভাবিক রয়েছে।



May 06, 2022

গ্যাস অনুসন্ধানে অবহেলা অযৌক্তিক

বাংলাদেশের গ্যাস সংকট একই সঙ্গে কিছুই না করার এবং অতিরিক্ত কিছু করার এক সত্যকামূলক গল্প। কোনো এক অজানা কারণে উচ্চ হাইড্রোকার্বন সম্ভাবনার দেশ হওয়া সত্ত্বেও আমরা নিজেদের গ্যাস অনুসন্ধান বন্ধ করে দিয়ে

Figure 3.3.5: Blog Site for the View

Blog Site Database:

Used Xampp and PHP mysql as a database. Name of database in this blog site is “biztrox” and table of the database is “post”.

Table 3.3.1: Database table for table_users:

Name	Type	No
id	bigint(20)	No
category_id	bigint(20)	
blog_title	text	No
blog_image	varchar(190)	Null
blog_content	Longtext	no
status	tinyint(4)	No
hit_count	int(11)	No
created_at	timestamp	Null
updated_at	timestamp	Null


```

<section>
  <div class="container">
    <div class="row">
      <div class="col-md-6 mx-auto">
        <div class="card m-t-100">
          <div class="card-header">
            <h2 class="text-center">Login</h2>
          </div>
          <div class="card-body">
            <form action="{{ route('user-login') }}" method="post">
              @csrf
              <div class="form-group row">
                <label for="" class="col-md-4 col-form-label">Email</label>
                <div class="col-md-8">
                  <input type="email" class="form-control" name="email" />
                </div>
              </div>
              <div class="form-group row mt-3">
                <label for="" class="col-md-4 col-form-label">Password</label>
                <div class="col-md-8">
                  <input type="password" class="form-control" name="password" />
                </div>
              </div>
              <div class="form-group row mt-3">
                <label for="" class="col-md-4 col-form-label">

```

Figure 3.3.7: Login Page Source Code

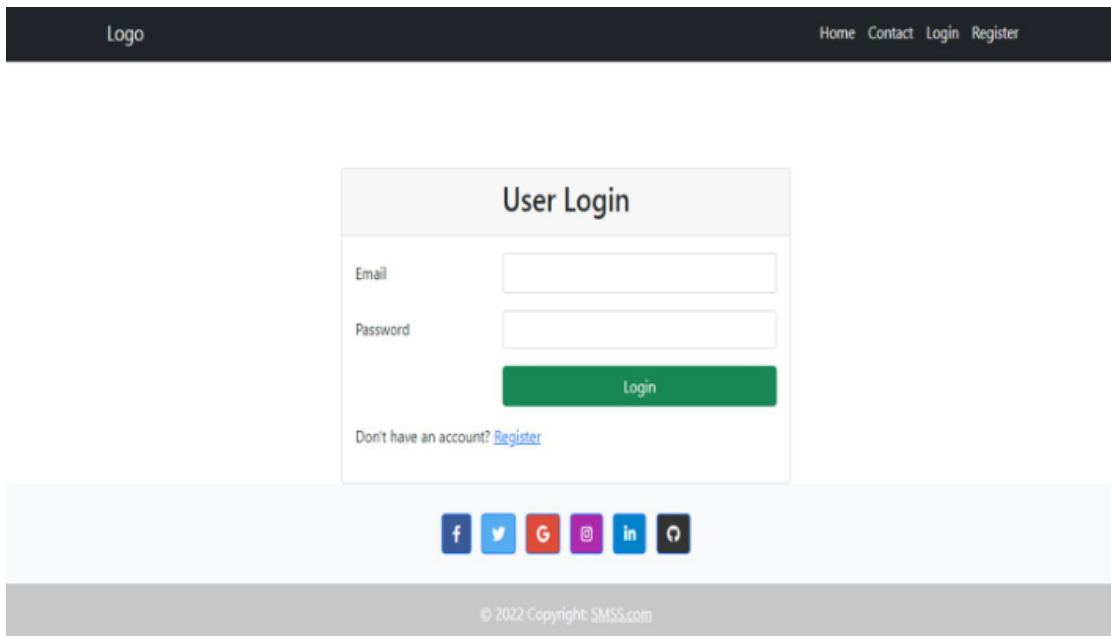


Figure 3.3.8: User Login.

User Register Page Features:

- User registered himself by using valid credential.
- User can't register twist time same name.

```

EXPLODER
resources > views > front > auth > user-register.blade.php
  8 <section>
  9 <div class="container">
 10 <div class="row">
 11 <div class="col-md-6 mx-auto">
 12
 13 <div class="card m-t-100">
 14 <div class="card-header">
 15 <h2 class="text-center">User Register</h2>
 16 </div>
 17 <div class="card-body">
 18 <form action="{{ route('user-post-register') }}" method="post">
 19 @csrf
 20 <div class="form-group row">
 21 <label for="" class="col-md-4 col-form-label">Username</label>
 22 <div class="col-md-8">
 23 <input type="text" class="form-control" name="name" />
 24 </div>
 25 </div>
 26 <div class="form-group row">
 27 <label for="" class="col-md-4 col-form-label">Email</label>
 28 <div class="col-md-8">
 29 <input type="email" class="form-control" name="email" />
 30 </div>
 31 </div>
 32 <div class="form-group row">
 33 <label for="" class="col-md-4 col-form-label">Phone</label>
 34 <div class="col-md-8">
 35 <input type="text" class="form-control" name="phone" />
 36 </div>
 37 </div>
 38 <div class="form-group row">
 39 <label for="" class="col-md-4 col-form-label">Password</label>
 40 <div class="col-md-8">
 41 <input type="password" class="form-control" name="password" />
 42 </div>
 43 </div>
 44 <div class="form-group row">
 45 <label for="" class="col-md-4 col-form-label">Confirm Password</label>
 46 <div class="col-md-8">
 47 <input type="password" class="form-control" name="confirm_password" />
 48 </div>
 49 </div>
 50 <div class="text-center">
 51 <button type="submit" class="btn btn-success">Register</button>
 52 </div>
 53 </div>
 54 </div>
 55 </div>
 56 </div>
 57 </div>
 58 </div>
 59 </div>
 60 </div>
 61 </div>
 62 </div>
 63 </div>
 64 </div>
 65 </div>
 66 </div>
 67 </div>
 68 </div>
 69 </div>
 70 </div>
 71 </div>
 72 </div>
 73 </div>
 74 </div>
 75 </div>
 76 </div>
 77 </div>
 78 </div>
 79 </div>
 80 </div>
 81 </div>
 82 </div>
 83 </div>
 84 </div>
 85 </div>
 86 </div>
 87 </div>
 88 </div>
 89 </div>
 90 </div>
 91 </div>
 92 </div>
 93 </div>
 94 </div>
 95 </div>
 96 </div>
 97 </div>
 98 </div>
 99 </div>
100 </div>

```

Figure 3.3.9: User Register Page Source Code.

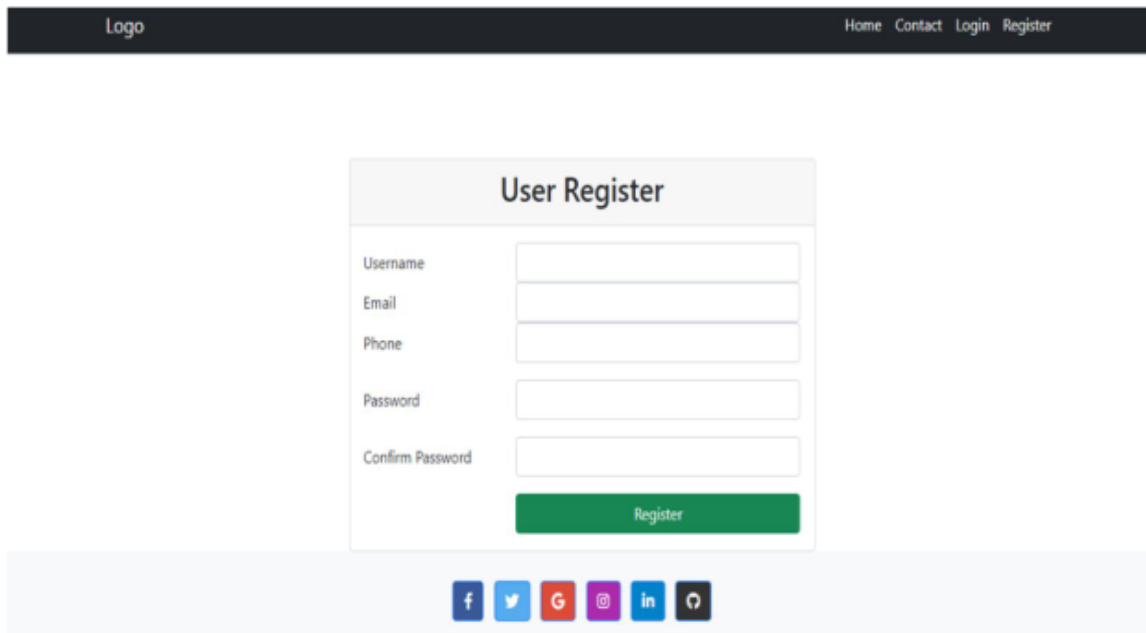


Figure 3.3.10: Register Page for User

User Authentication Home Page Feature:

- When user login with valid info it goes to home page.
- In category menu admin see student info.

- Admin can delete user and change status.

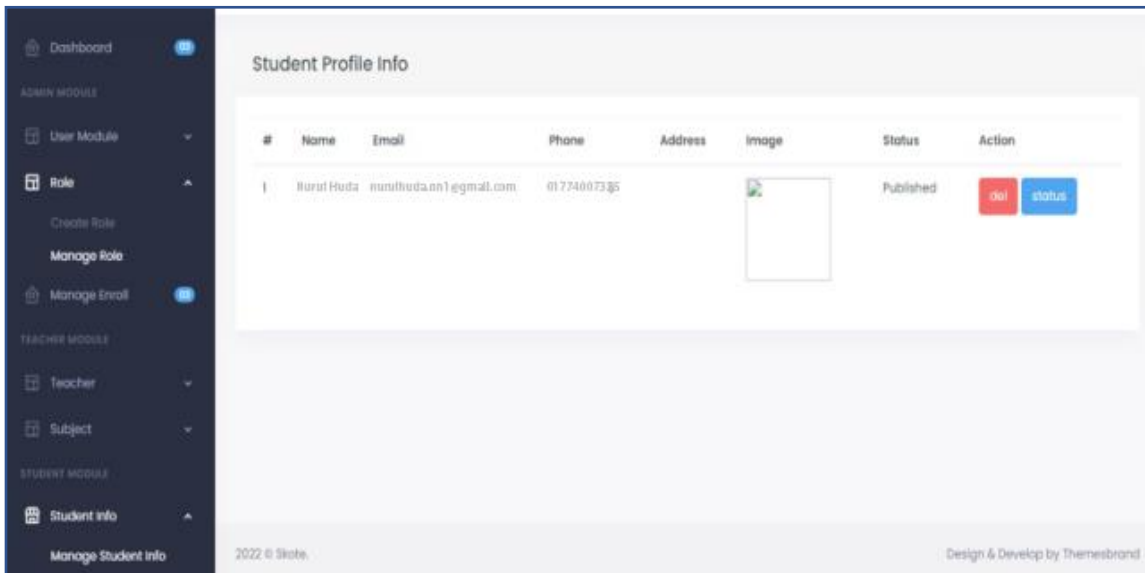


Figure 3.3.11: Users Home Page at Home Page

Profile Page Features:

- User see all information.
- User update all basic information.

```

resources > views > admin > user > edit.blade.php
7 @section('body')
8     <div class="container">
9         <div class="row">
10            <div class="col-md-6 mx-auto">
11                <div class="card">
12                    <div class="card-header">
13                        <h4>Edit User</h4>
14                    </div>
15                    <div class="card-body">
16                        @if($errors->any())
17                            <ul>
18                                @foreach($errors->all() as $key => $error)
19                                    <li class="text-danger">{{ $error }}</li>
20                                @endforeach
21                            </ul>
22                        @endif
23                        <form action="{{ route('update-user', ['id' => $user->id]) }}" method="post">
24                            @csrf
25                            <div class="form-group row">
26                                <label for="" class="col-md-4 col-form-label">User Name</label>
27                                <div class="col-md-8">
28                                    <input type="text" value="{{ $user->name }}" class="form-control">
29                                </div>
30                            </div>
31                            <div class="form-group row mt-3">
32                                <label for="" class="col-md-4 col-form-label">User Email</label>

```

```
33 <div class="col-md-8">
34 <input type="email" value="{{ $user->email }}" class="form-control">
35 </div>
36 </div>
37 <div class="form-group row mt-3">
38 <label for="" class="col-md-4 col-form-label">User Role</label>
39 <div class="col-md-8">
40 <label for=""><input type="radio" class="" {{ $user->role == 'teacher' }}>
41 <label for=""><input type="radio" class="" {{ $user->role == 'user' }}>
42 </div>
43 </div>
44 <div class="form-group row mt-3">
45 <label for="" class="col-md-4 col-form-label"></label>
46 <div class="col-md-8">
47 <div class="d-grid">
48 <input type="submit" class="btn col-12 btn-success" value="Update">
49 </div>
50 </div>
51 </div>
52 </form>
53 </div>
54 </div>
55 </div>
56 </div>
57 </div>
58 @endsection
```

Figure 3.3.12: Profile Page Source Code for User

The screenshot shows a user profile page with a dark sidebar on the left containing a 'Student info' menu. The main content area features a form with the following fields: 'Student Name' (filled with 'Nurul Huda'), 'Email' (filled with 'nurulhuda.nn1@gmail.com'), 'Phone' (filled with '01774007325'), 'Image' (with a 'Choose File' button and 'No file chosen' text), and 'Address' (an empty text area).

Figure 3.3.13: Profile Page for User.

Authentication Web Site Database

Using xampp and php mysql as a database. Name of the database for this SSMS is “db_login” and table of the database is “table_users”.

Table 3.3.2: Database table for table_users:

Name	Type	Null
id	bigint(20)	no
name	varchar(191)	no
email	varchar(191)	no
email_verified_at	timestamp	Yes
password	varchar(100)	no
role	varchar(191)	No
remember_token	varchar(100)	Yes
profile_photo_path	varchar(2048)	Yes
created_at	timestamp	Yes
update_at	timestamp	Yes

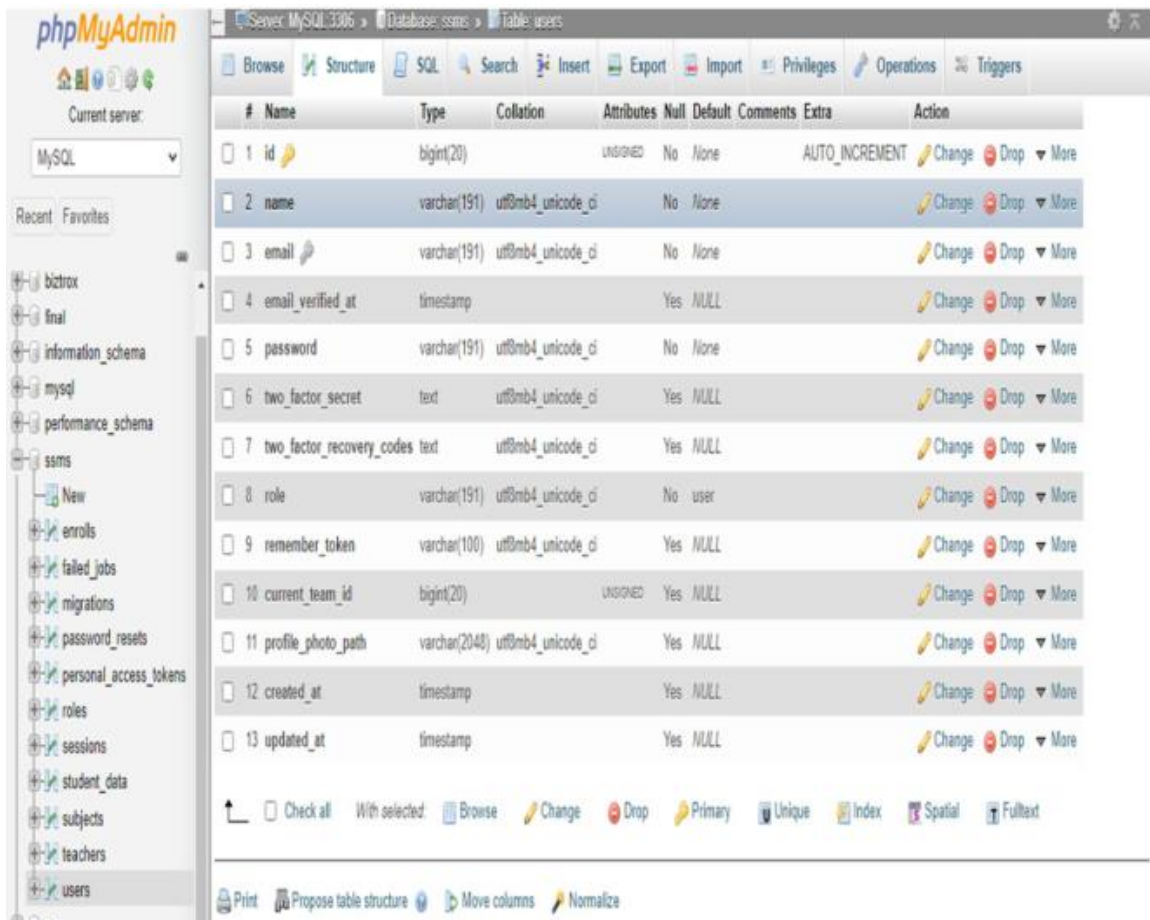


Figure 3.3.14: User Authentication Database.

Teacher Authentication Home Page Features:

- When Teacher login with his substantial information user move into home page.
- Teacher see her info using Teacher sub menu.
- Teacher can create subject and manage subject.

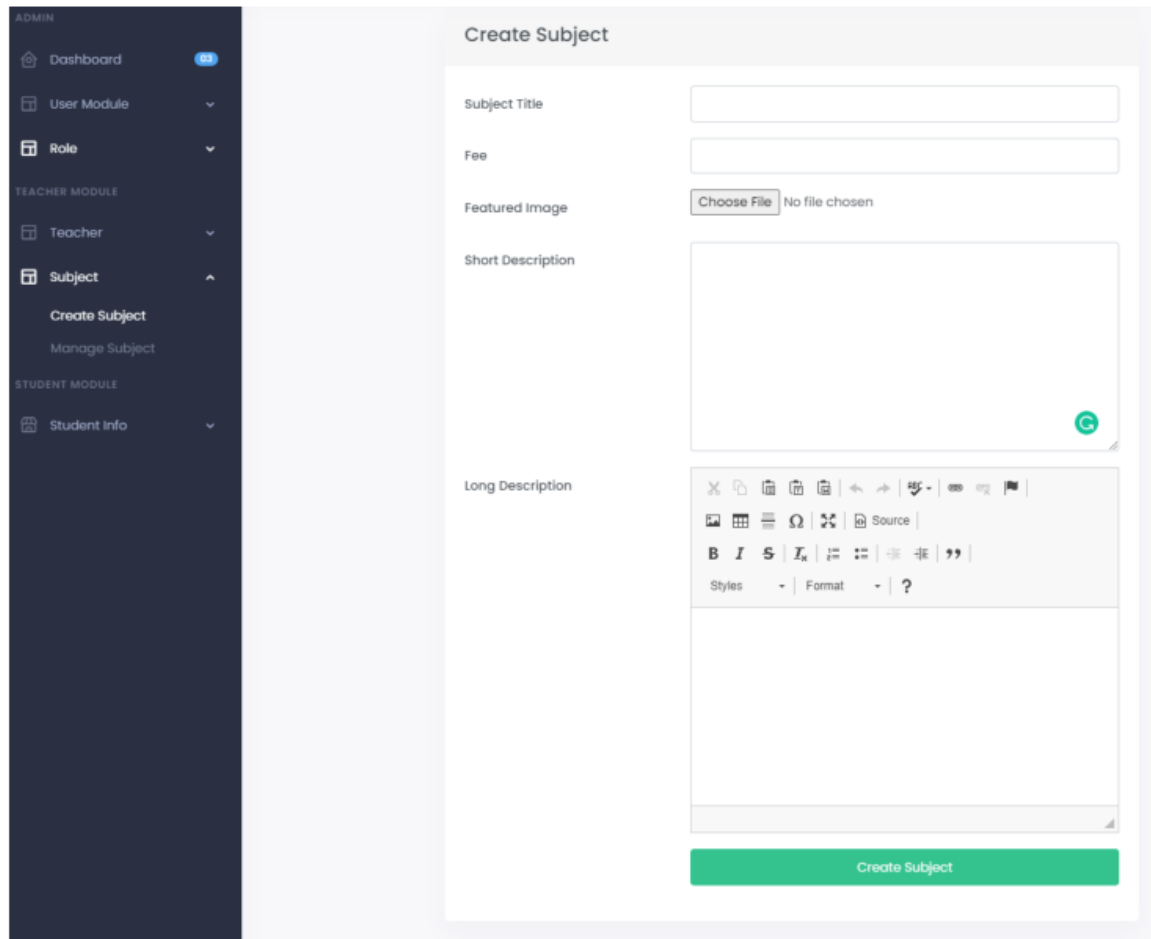


Figure 3.3.15: Teacher Create Subject Page.

Simple Student Management System Using PHP Laravel Framework

Language:

- HTML and CCS and JavaScript making website.
- For responsive using bootstrap.
- Making more interactive using JavaScript.
- Making the website dynamic using PHP with Laravel Framework.

Home Page Features

- All menu items.



Figure 3.3.16: Simple Student Management System Home page.

The home page should include the following elements:

- A carousel or slider to display important information or announcements.
- A section to display the list of students with their name, class, and a link to view their profile.
- A section to display the list of classes with the class name, teacher, and a link to view the class details.
- A section to display the list of teachers with their name, subject, and a link to view their profile

Features of student subject wise view Pages:

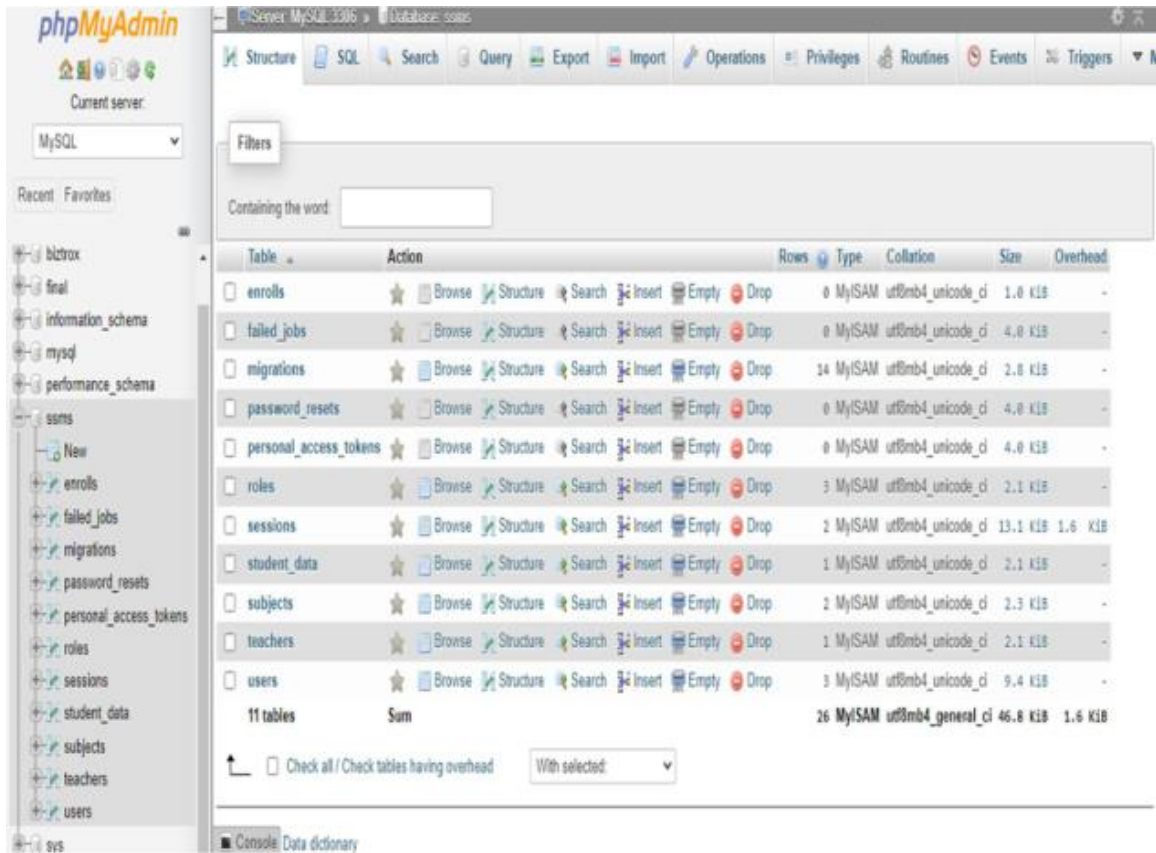
- All student can learn his/her subject and exam wise.
- All student can attend live online classes.
- Student download his/her subject related lecture sheet.
- Student participate his/her online subject wise model test.



The screenshot shows a course page with a dark header containing a 'Logo' and navigation links: 'Home', 'Contact', 'Login', and 'Register'. The main content area features a course card for 'Web Design & Development Using Laravel & Vue'. The card includes a thumbnail image with the text 'BITM Certified Training On Web Design & Development Using Laravel & Vue' and a price tag of 'TK. 20,700'. To the right of the thumbnail, the course title is displayed in large text, followed by a description: 'Best applications are developing recently in the world using combinevely Laravel and Vue JS framework.This course will help students to develop skill on web application using Laravel and Vuels'. Below the description, the price is listed as 'Price: 20,700 BDT'. A green 'Enroll' button is positioned to the right of the text. Below the button, the text reads 'This Training is organized by BITM & Training will be held in BITM Lab'. Underneath, the 'Course Outline:' section is visible, starting with 'Module-1' and listing three bullet points: 'HTML Tags, Attributes', 'Elements, Comments', and 'Head, Body, Section'.

Figure 3.3.17: Subject Wise Chapter page.

Database for Simple Student Management System



The screenshot displays the phpMyAdmin interface for a MySQL database. The left sidebar shows a tree view of databases, including 'esms' which contains tables like 'enrolls', 'failed_jobs', 'migrations', 'password_resets', 'personal_access_tokens', 'roles', 'sessions', 'student_data', 'subjects', 'teachers', and 'users'. The main area shows a table listing for the 'esms' database. The table listing includes columns for Table, Action, Rows, Type, Collation, Size, and Overhead. The 'enrolls' table is highlighted, and the 'student_data' table is selected. The table listing shows 11 tables in total, with a total size of 46.8 KiB and 1.6 KiB overhead.

Table	Action	Rows	Type	Collation	Size	Overhead
enrolls	★ Browse Structure Search Insert Empty Drop	0	MyISAM	utf8mb4_unicode_ci	1.0 KiB	-
failed_jobs	★ Browse Structure Search Insert Empty Drop	0	MyISAM	utf8mb4_unicode_ci	4.0 KiB	-
migrations	★ Browse Structure Search Insert Empty Drop	14	MyISAM	utf8mb4_unicode_ci	2.0 KiB	-
password_resets	★ Browse Structure Search Insert Empty Drop	0	MyISAM	utf8mb4_unicode_ci	4.0 KiB	-
personal_access_tokens	★ Browse Structure Search Insert Empty Drop	0	MyISAM	utf8mb4_unicode_ci	4.0 KiB	-
roles	★ Browse Structure Search Insert Empty Drop	3	MyISAM	utf8mb4_unicode_ci	2.1 KiB	-
sessions	★ Browse Structure Search Insert Empty Drop	2	MyISAM	utf8mb4_unicode_ci	13.1 KiB	1.6 KiB
student_data	★ Browse Structure Search Insert Empty Drop	1	MyISAM	utf8mb4_unicode_ci	2.1 KiB	-
subjects	★ Browse Structure Search Insert Empty Drop	2	MyISAM	utf8mb4_unicode_ci	2.3 KiB	-
teachers	★ Browse Structure Search Insert Empty Drop	1	MyISAM	utf8mb4_unicode_ci	2.1 KiB	-
users	★ Browse Structure Search Insert Empty Drop	3	MyISAM	utf8mb4_unicode_ci	9.4 KiB	-
11 tables	Sum	26	MyISAM	utf8mb4_general_ci	46.8 KiB	1.6 KiB

Figure 3.3.18: Database of the Simple Student Management System.

3.4 Challenges

Suffering a few of requesting circumstances or issues is commonplace interior time of the wrapping up of a broad undertaking. I also endured as well, but get over is particular involvement on sake individuals. While I am settling blunders and whole my ventures have an extra a portion of joy and entertaining. This may make us plenty more confident to my future profession.

CHAPTER 4

COMPETENCIES AND SMART PLAN

4.1 Competencies Earned

All through my Internship length, I've drudged with a couple of of drives. In that favored course of occasions, I have finished those work. Thusly, I can say that presently satisfactorily, I'm progressed to attempt to do any exceptionally difficult task interior the net zone associated with Laravel Web development[3]. Directly, I'm really prepared for the calling and the powerful difficult stretches. Moreover, I've minute capacity in creating extraordinary web applications with the foremost present-day state of the time. Presently I'm totally prepared for get current innovation inside a speedy period. in later times much additional innovation comes each day and I'm completely organized for accepting those technology.

4.2 Smart Plan

Presently, I have an arrangement for my work for making and moving forward with momentous web progression. As of presently, I organized to go to animate my future within the coming about ways:

- Attempt to track down a new thrilling profession.
- Making a modern CV and portfolio, finding the predominant work.
- Create profile on LinkedIn and GitHub also improving them with higher standard.
- Always adjust with unused technology

4.3 Reflections

- Teaming up with an innovative gather and finishing testing work.
- Accomplishing something momentous for our country. Adjust with all the innovations
- Adjust new Technology.

CHAPTER 5

CONCLUSION AND FUTURE CAREER

5.1 Discussions and Conclusion

This internship gives me huge opportunity to memorize. How the project was managed and the date line was very important. Learning about the development of many web applications can help me to seek higher employment. Here I unravel real life project which make me certain. Then I work with team experts who support me in developing my future career.

5.2 Scope for Further Career

My internship and the information I pick up will offer assistance me with working on my forward- moving step. However, there are a handful of limitations to my involvement, and I require to benefit from my involvement. Regardless, my continuous involvement can be sufficiently autonomous to discover an unused line of work. By and by, I am finding the resulting future calling is habitually to my objective:

- Better involvement with PHP Laravel will uphold me to land amazing open doors for creative positions.
- • At this time isn't such a part PHP Laravel engineers as of now so that I seem discover an exceedingly work for software company.
- Different involvement with web improvement could be choosing me to top IT Companies.

APPENDIX

Appendix A: Internship Reflections

I decided that the internship would make strides my future so that I appear take on unused challenges inside the work advertise. We ought to develop the knowledge of a convenient project in the real world in arrange to utilize the information.

My internship made me plan for the travel of this challenge. I am as of now completely planning for a challenging and energetic and challenging task. This information supports me to be confident in my work and will always be grateful to PencilBox for so much help in my future work

Appendix B: Company Detail

PencilBox Training Institute

website: <https://www.pencilbox.edu.bd/>

Email: info@pencilbox.edu.bd

Cell: **+88 01714 121719** (from 9:30am – 5:00 pm);

Address: EDB Trade Centre (5th Floor),

93 Kazi Nazrul Islam Avenue, Dhaka-1215.

REFERENCES

- [01] “PencilBox” Available-at: <https://www.pencilbox.edu.bd/> [last-accessed on: 05.11.2022 at 10:35am]
- [02] “PHP” Available-at: <https://www.php.net/> [last-accessed on: 07.11.2022 at 10.00 am]
- [03]“wikipedia”availableat:https://en.wikipedia.org/wiki/International_Journal_of_Information_Technology [Last accessed on: 10.11.2022 12:00 am]
- [04] “Laravel” Available at: <https://laravel.com/> [last-accessed on: 10.11.2022 at 05.00 pm]
- [05] “Stackoverflow” Available at: <https://stackoverflow.com/> [last-accessed on: 05.04.2022 at 02.07pm]
- [06] “w3techs” Available at:<https://w3techs.com/technologies/details/pl-php> [last accessed on: 26.04.2022 at 08.00 pm]
- [07] “Creately” Available-at:<https://creately.com/blog/diagrams/types-of-organizational-charts/>
[Last-accessed on: 28.11.2022 at 03.12 pm]

WEB DESIGN AND DEVELOPMENT ON PHP WITH LARAVEL FRAMEWORK APPROACH

ORIGINALITY REPORT

27 %
SIMILARITY INDEX

26 %
INTERNET SOURCES

1 %
PUBLICATIONS

6 %
STUDENT PAPERS

PRIMARY SOURCES

1	dspace.daffodilvarsity.edu.bd:8080 Internet Source	21 %
2	bitm.org.bd Internet Source	2 %
3	Submitted to Daffodil International University Student Paper	2 %
4	kinsta.com Internet Source	1 %
5	Submitted to Info Myanmar College Student Paper	<1 %
6	basis.org.bd Internet Source	<1 %
7	pencilbox.edu.bd Internet Source	<1 %
8	dspace.bracu.ac.bd Internet Source	<1 %