

IoT-Based Automatic Gas Leakage Detection and Fire Protection System

<https://doi.org/10.3991/ijim.v16i21.30311>

Gazi Zahirul Islam¹(✉), Md. Mobarak Hossain², Md. Faruk², Fernaz Narin Nur³,
Nayeem Hasan⁴, Khalid Mahbub Khan⁵, Zerine Nasrin Tumpa²

¹Department of Computer Science and Engineering, Southeast University, Dhaka, Bangladesh

²Department of Computer Science and Engineering, Daffodil International University, Dhaka, Bangladesh

³Department of Computer Science and Engineering, Notre Dame University Bangladesh, Dhaka, Bangladesh

⁴School of Computer Science, Western Illinois University, Illinois, USA

⁵Department of Computer Science and Engineering, University of Information Technology & Sciences, Dhaka, Bangladesh

gazi.islam@seu.edu.bd

Abstract—Gas Leakage and its fatal effects are a great concern throughout the world, especially in developing countries like Bangladesh. Every year lots of people died and countless damages to assets occur due to the fire caused by the gas leakage. Not only that but gas leakage and explosion are also very harmful to the climate. Thus, a system to detect gas leakage and preventive measures is of utmost importance. In this project, we design and implement an intelligent IoT prototype to detect gas leakage, and the fire caught by gas leakage. Our goal is to minimize the effect of gas leakage by taking some protective measures. When the gas sensor, detects the gas leakage, the solenoid valve shuts off the gas line, and the exhaust fan starts to run. Again, when the flame sensor detects a fire, the sucker throws the fire extinguisher balls at the fire. The GSM SIM module notifies the user by sending a message to his smartphone. The buzzer sounds when a mishap occurs and the LCD monitor always shows the status of the system. In this way, we have efficiently designed and implemented a low-cost and intelligent gas leak detection and fire suppression system.

Keywords—gas leakage, gas and fire detection, Internet of Things, intelligent system, smart IoT prototype, sensors and actuators

1 Introduction

Gas leakage is a commonly observed problem that causes malicious effects on the environment and human health. The gases in a cylinder may leak in a gas or liquid form. If the liquid leaks, then it quickly evaporates and forms a relatively large cloud of gases that would drop to the ground, since it is heavier than air. Gas cylinder vapors can run for a long distance along the ground and can be collected in drains, floors, or grounds. When the gas approaches a source of ignition, it may burn or explode. The

burning gases release carbon dioxide, a greenhouse gas [1], [2]. The reaction also produces some carbon monoxide [3]. Greenhouse gas has severe environmental and health effects. It causes climate change by trapping heat, and it also contributes to respiratory diseases from smog and air pollution. Excessive carbon dioxide in the atmosphere increases the greenhouse effect. More thermal energy is trapped by the atmosphere, causing the earth to become warmer than it would be naturally [1]. This increase in the Earth's temperature is known as global warming.

Gas is an essential need of every household; its leakage could lead to a disaster. Gas leakage and explosion is one of the deadliest accidents in the world [4] that happened mostly in developing countries like Bangladesh. The accident can be occurred by gas leakage or cylinder blast. Blasting the cylinder may cause a large fire accident where a lot of people may lose their lives and also get injured. In Bangladesh, there have been many incidents because of cylinder blasts, many people injured and killed by the cylinder explosions. Last year about 350 people in Bangladesh are dead from gas explosions [5]. The blast in a mosque in Narayanganj's Paschim Tallah is the latest example of such a tragic accident. At least 24 people have succumbed to their burn injuries and many more are dead. Therefore, if we can make a system that prevents gas explosions, we can save people's life. Thus, in this project, we want to make an IoT-based intelligent system that detects gas and fire accidents and takes protective measures as well [6].

When gas leaks inside the chamber, room, or kitchen, the gas sensor detects gas leakage. The system informs the owner about the incident by sending a notification. The system shut off the gas supply and throws the leaked gas out of the chamber by an exhaust fan installed in a kitchen or gas cylinder chamber at the hotel or any other place. Unfortunately, if there catches fire, the system can automatically throw a fire extinguisher ball to extinguish the fire and send a notification to the owner about the accident.

The rest of the paper is organized as follows. Section 2 illustrates different existing IoT systems and the motivation of this project. Section 3 describes the requirements and system overview of this project. System design and implementation are carried out in Section 4. Section 5 presents the performance, reliability, and survey result of the system. Some related future works are outlined in Section 6. Finally, Section 7 concludes the paper.

2 IoT systems review and motivation

2.1 Related works

Lee et al. [7] design an electronic nose system to identify mixed explosive gas leakage. The authors implement a gas pattern recognizer leveraging a neuro-fuzzy network. The authors in [8] present an efficient gas sensing technique that minimizes the response time of the system. They find the optimum composition for achieving the highest sensitivity of the tin oxide (SnO₂) layer toward the tested gas. In [9], the researchers develop an IoT-based system that detects the LPG (Liquefied Petroleum

Gas) gas leakage as well as evacuates the leaked gases. The researchers also integrate an alerting system such as sending an SMS and activating a buzzer for the household. Nonetheless, they ignore the fire protection system.

As communication technology advances unprecedentedly, many consumers are fascinated with the home automation system. Omran et al. in [10] present a home automation system that controls many home appliances (doors, windows, freezer, etc.) as well as can regulate home ambiance (humidity, temperature, and other household conditions). However, they do not consider the house protection system such as gas leakage and fire accident.

The Internet of things for smart cities is one of the emerging and challenging research domains. Sharma et al. [11] develop an early fire detection system leveraging image processing to save the cities. The system can also detect forest fires with 95 to 98 percent accuracy. In [12], the authors implement an intelligent fire recognition system using IoT Technology with an automatic water sprinkler. The system also connects a GSM modem for notification purposes.

Yépez and Ko in [13] implement an innovative fire protection system that integrates blockchain technology to verify the record of fire risk events. They also provide Android and iOS apps for house owners to communicate with their devices. Muhammad et al. in [14], design a novel fire detection method for uncertain surveillance environments (due to fog, smoke, snow, etc.). Their method is based on the convolutional neural network (CNN) which provides better accuracy than existing systems.

In the above-cited articles, references [7]-[10] focus mainly on gas leakage detection whereas, references [11]-[14] focus primarily on fire detection systems. Again, some articles integrate a notification system or include an app with the IoT system. In addition to those articles, some researchers in [15]-[19] also partially implement the gas leak and fire detection mechanism. However, neither of those covers both the gas leakage and fire protection system together. In this regard, our designed system comes forward that focuses on both gas and fire protection as well as integrates an app and an alerting mechanism.

2.2 Motivation

Every year a huge number of accidents occur by gas explosions and we lose many people. WHO (World Health Organization) [20] estimated that moreover 1.3 million children are getting orphans every year around the world by the gas explosion. Fire accidents cause a lot of damage to the economy. Therefore, we want to design and implement a system that minimizes the effect of gas explosions.

In this project, we want to create an LPG gas or smoke detector that uses an MQ-4 gas/smoke sensor and sends an SMS to the user when gas leakage is detected. The gas leakage detection and message warning system would be mounted in kitchens and rooms as a permanent unit. The message warning system contains a GSM SIM800L module to send the notification to the house owner. We interface the GSM SIM800L and MQ-4 sensors with a node MCU. Finally, a buzzer can sound if there is a gas leak, and the buck converter power the solenoid valve and exhaust fan. Our prototype also

has a flame sensor that detects fire. When the fire detector detects a fire in the chamber, the sucker can through a fire extinguisher ball with the help of a servo motor.

In Section 2.1, we discuss some IoT systems briefly. In this section, we closely monitor a few more IoT systems that motivate us to implement this project. In Table 1, we compare our IoT system with some prominent IoT systems. The main contributions of the project are as follows,

1. Design and implement an efficient gas leakage detection system
2. Implement countermeasures to minimize the effect of gas leakage/explosion
3. Design and implement a fire detection system
4. Implement countermeasures to minimize the effect of fire incidents
5. Implement an efficient alerting (e.g. buzzer), notification (GSM module), and controlling (Blynk app) platform
6. Implement a safe, cost-efficient, low-power consumed, and portable intelligent IoT prototype

Table 1. Comparison of some promising existing systems with our system

Existing systems	Comparison with our system
Booneua et al. (2022) [30]	The authors in [30] develop a hydroponics system using IoT to improve crop treatment by controlling growth factors such as humidity, weather and water temperature, pH, etc. The hydroponics system uses an up-to-date notification system for the framers. We also use a sophisticated system for notification in our IoT system, but our use case is completely different which is very crucial to human life and the environment.
Esquicha-Tejada & Copa-Pineda (2022) [31]	In [31], the researchers design low-cost and energy-efficient home automation using IoT. However, they do not consider gas leakage and fire protection for their automated home which exposes severe security concerns. Again, our system also saves costs by providing low-cost and efficient hardware.
Baharum et al. (2021) [32]	The investigators of the project in [32], implement a mobile-based IoT application for the smart light system for monitoring and controlling. Article [32] focuses only on the light system to save energy which reduces the cost. On the other hand, our low-cost IoT system is designed for more important and multifarious tasks.
Gaur et al. (2022) [33]	The researchers in [33], describe a fire protection system by measuring the temperature of the surrounding wall. The system can decide the fire stages by measuring the temperature difference between the inside and outside of the wall surfaces. However, the system's response time is not good enough comparing our system. The system also does not include gas leakage detection activities.



3 Requirements and system overview

In this section, an overview of IoT systems and devices is provided briefly. Additional descriptions can be found in [21]. Section 3.1 introduces several IoT components that build the whole prototype. Section 3.2 gives an overview of the complete system.

3.1 Components

The main building blocks of the prototype are node MCU (Micro-controller Unit), GSM module, relay module, buck converter, solenoid valve, servo motor, flame sensor, MQ-4 gas sensor, cooling fan, solder sucker, and LCD. All devices can be classified into three categories, namely, i) Sensors ii) Actuators and iii) Other electronic components. The details of these components are provided in the following.

1. **Sensors:** The main sensors used in the board are the gas sensor (MQ-4), and flame sensor. The detail of the MQ-4 sensor is specified in Section 4.4.
2. **Actuators:** The main actuators used in the prototype are a solenoid valve, cooling fan, servo motor, solder sucker, GSM SIM module, buzzer, LCD, and LED. Figure 1 shows a few actuators along with a short description.
3. **Other electronic components:** Other electronic components used in the prototype are NodeMCU, relay, buck converter, 12 V adaptor, etc. Figure 2 shows some components along with a short description.

Description	Pictures
<p>Solenoid Valve</p> <p>A solenoid valve would be set up on the gas cylinder. This solenoid valve has two valves, one of which is connected to a gas cylinder and the other to the mainline. Users can regulate the flow of gas through this solenoid valve. If a gas leak occurs, the user turns off the valve and can avoid a gas accident.</p>	
<p>Servo Motor</p> <p>A servo motor is a small motor that has an output shaft. This shaft may be moved to various angle positions by passing a coded signal to the servo motor. As long as the encoded signal is present on the input, the servo motor maintains the shaft's angular alignment.</p>	




<p>Solder Sucker</p> <p>A desoldering pump often referred to as a solder sucker, is a manual device used to remove solder from a printed circuit board. There are two styles: plunger and bulb. Ours one is a plunger sucker. In our project, it is used to through the fire extinguisher ball to the fire.</p>	
<p>SIM800L GSM</p> <p>Our project framework is built around human-computer interactions. The GSM SIM module is used to deliver SMS notifications in the event of a gas leak and fire alarm. In this system, serial communication is used. NodMCU commands the GSM module to send an SMS to the user.</p>	

Fig. 1. Actuators used in the board

Description	Pictures
<p>NodeMCU</p> <p>NodeMCU is an open-source Internet of Things platform designed for low-cost deployments. It is composed of hardware, namely the Espressif Systems, i.e. ESP8266 System, and firmware, which is written in the Lua scripting language. The NodeMCU is comparable to the Arduino microcontroller and ESP8266 module. It uses USB for serial communication and it can communicate through Wi-Fi.</p>	

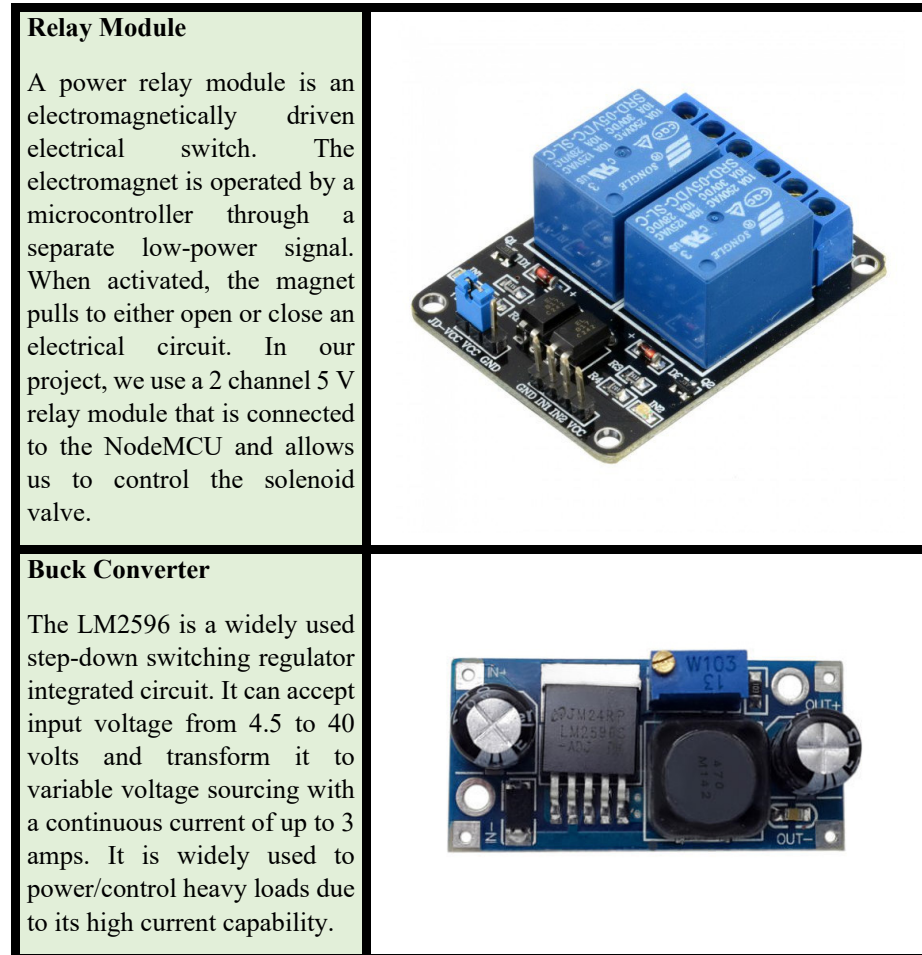


Fig. 2. Other electronic components used in the board

3.2 System overview

The overview of the system is described in this section. Figure 3 shows a high-level view of the complete system. The system's functions can be divided into mainly two classes: i) Gas leakage detection and countermeasures ii) Fire detection and countermeasures.

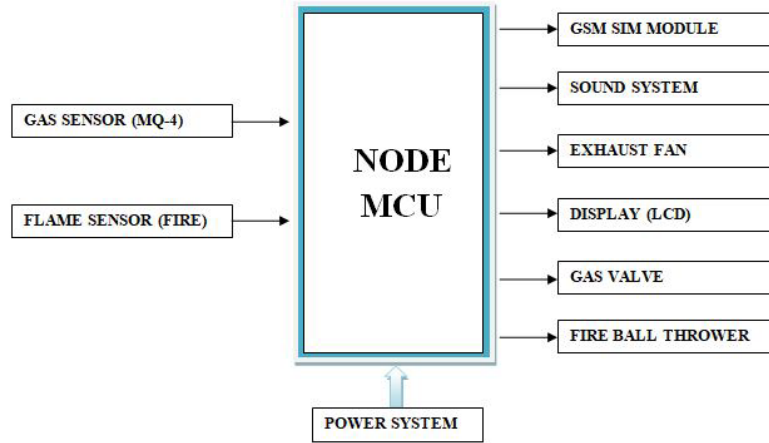


Fig. 3. A high-level view of the system

1. *Gas leakage detection and countermeasures:* At first, when the MQ-4 gas sensor detects that gas density is higher above the threshold in the room/chamber, then it sends a signal to node MCU. After that, node MCU is taking action by sending the signal to the gas valve, exhaust fan, GSM SIM module, sound system (buzzer), and display (LCD). The gas valve shut off the gas supply and the exhaust fan throws the leaked gas outside of the chamber. The GSM SIM module sends a message to the house owner. The buzzer produces sounds. The density of the gas in the room would be displayed on the LCD.
2. *Fire detection and countermeasures:* When the flame sensor (fire detector) detects fire in the chamber, then it sends a signal to node MCU. Node MCU is taking action by sending a signal to the GSM SIM module, and servo motor. GSM SIM module sends a message to the house owner that his/her house is on fire. The servo motor pressures the solder sucker button and then the fire extinguisher ball is thrown out to the fire.

4 System design and implementation

4.1 Design of PSU and DU of solenoid valve

In this section, we discuss the power supply unit (PSU) and drive unit (DU) of the solenoid valve.

Power Supply Unit (PSU). The PSU converts the 220V AC (Alternating Current) available mains to the required DC (Direct Current) which is used to run the circuit. The PSU powers all components of the board, e.g., solenoid valve, exhaust fan, and relay module. Figure 4 shows the circuit of the power supply unit.

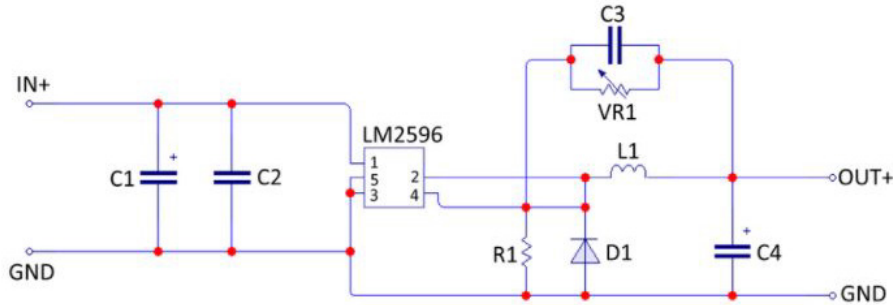


Fig. 4. Power Supply Unit (PSU)

Drive Unit (DU) of solenoid valve. The solenoid valve driving unit regulates the solenoid valve's opening and shutting. It regulates the flow of gas from the source to the point of usage. The solenoid valve drive receives the control unit's signal and does the necessary operation. The circuit schematic for the solenoid valve driving unit is shown in Figure 5.

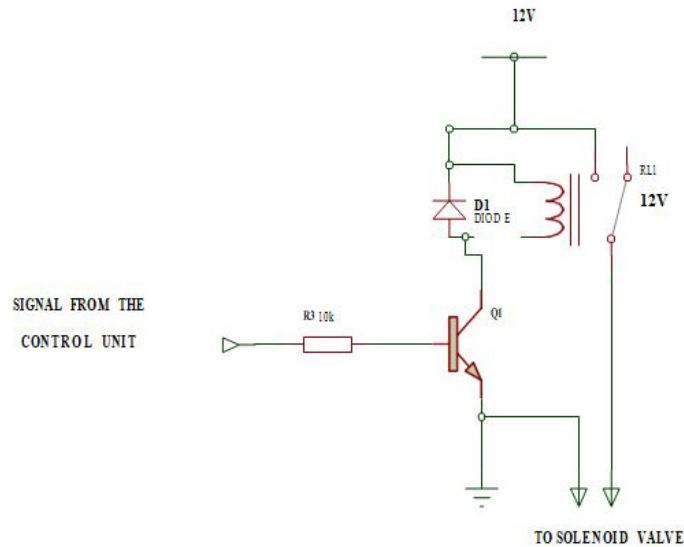


Fig. 5. Drive unit of solenoid valve

4.2 Design of control unit

In this prototype, the susceptibility is so high that the sensor recognizes the LPG, i-butane, propane, and other gaseous particles easily. The sensor is very susceptible and its response time is very low. Figure 6 shows the control unit and corresponding circuit. In this design, node MCU controls the whole system. The power supply in the buck converter is always on and the exhaust fan, solenoid valve, relay module, and GSM

SIM module are directly powered by the buck converter. The exhaust fan, solenoid valve, etc. receive signals from the node MCU and work accordingly.

The buzzer, LCD, MQ-4 sensor, flame sensor, and servo motor are directly connected with node MCU and are also powered via node MCU. Node MCU is directly powered by the buck converter. MQ-4 sensor, the flame sensor sends signals to node MCU, then node MCU completes actions by sending signals to other relevant components. The buzzer, LCD, servo motor, and GSM module are getting signals from the node MCU and function accordingly.

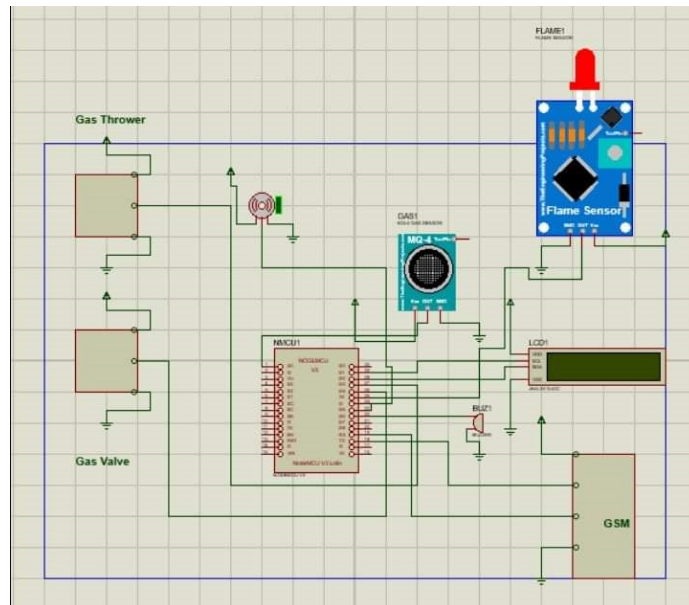


Fig. 6. Design of control unit

4.3 Flowchart of the control algorithm

As stated earlier, this project mainly consists of two portions: Gas leakage detection activities, and fire detection activities. Every portion has sub-activities and contains several IoT devices. Figure 7. Shows the flowchart for the system operation which is fully automated.

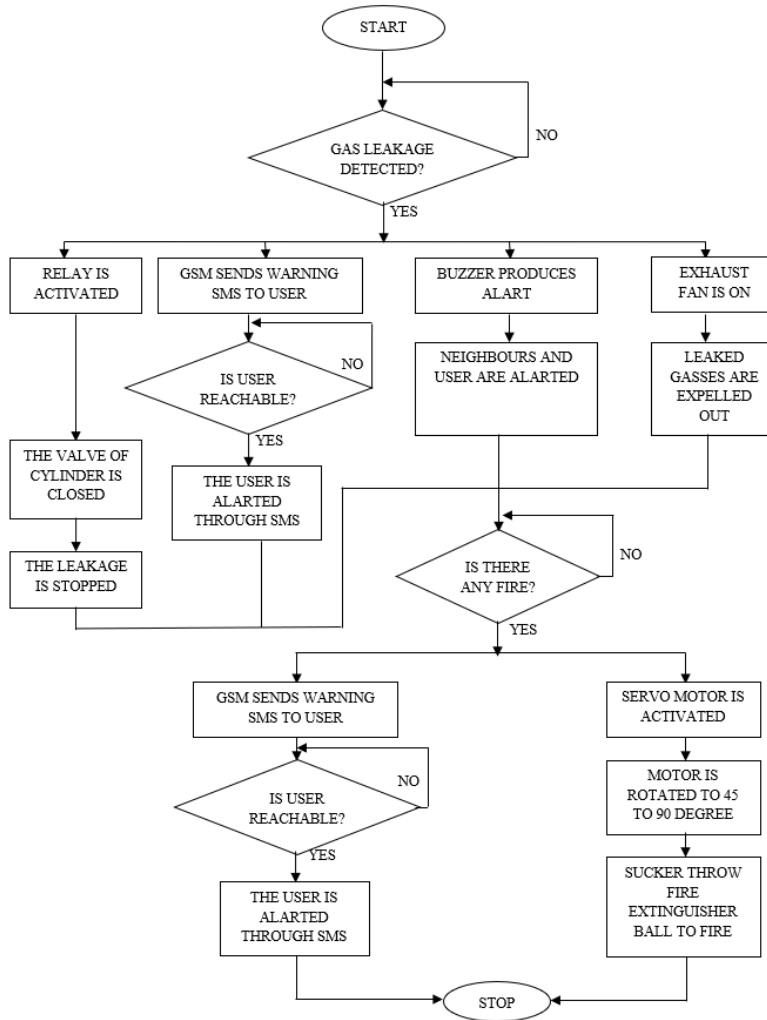


Fig. 7. Flowchart for system operation

4.4 Mathematical model

The MQ-4 gas sensor is used in the system to detect the presence of natural gas, LPG, and LNG (Liquefied Natural Gas). Digital and Analog outputs are available on the module. It detects LPG at concentrations ranging from 200 to 10,000 particles per million. The MQ-4 has low sensitivity to alcohol and smoke. Figure 8 shows an MQ-4 sensor and its specifications. The gas sensing layer of the MQ-4 is made of tin oxide (SnO₂). When the combustible gases exist in the environment, the sensor’s conductivity increases, and the resistance of the sensor changes with the concentration of

combustible gases. The resistance of the sensor is measured by the following equation (1).

$$R_S = (V_C/V_{RL} - 1) \times R_L \quad (1)$$

where, R_S is the sensor resistance, V_C is the supply voltage to the load cell, V_{RL} is the voltage across load resistance, and R_L is the load resistance.


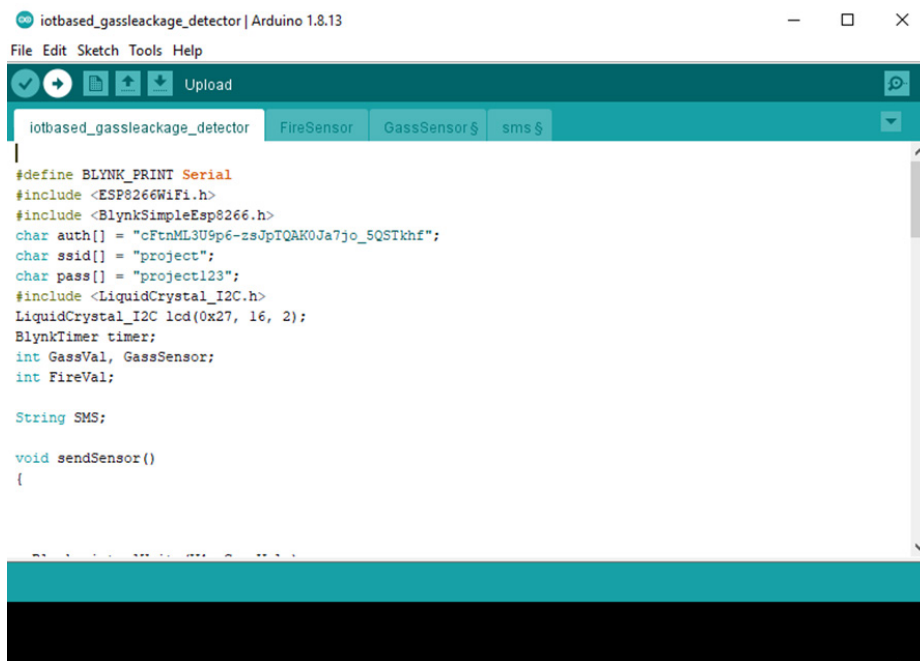
Specifications/Characteristics	Image
<ul style="list-style-type: none"> Power supply (V_C), +5V Load resistance (R_L), 20 KΩ Gas sensing layer, SnO₂ High sensitivity to CH₄, natural gas, LNG Detecting concentration, 200-10000 ppm Standard detecting temperature, 20°C±2°C 	 <p>The image shows an MQ-4 gas sensor module. It consists of a blue PCB with a silver metal mesh sensor element mounted on top. The PCB has four pins extending from the bottom. The text 'MQ-4' and 'Firing-F-1' is visible on the PCB.</p>

Fig. 8. Image and specifications of the MQ-4 sensor

4.5 System programming

We program actuators, the GSM SIM module, and other devices through an Arduino application [22]. We have coded using the C++ programming language. A snapshot of coding for the actuators is shown in Figure 9. In this portion, the node MCU, i.e., ESP8266 is programmed to activate the gas valve and servo motor. ESP8266 Wi-Fi sends the command to LCD to display gas density readings. It is noted that the buzzer and exhaust fan do not require to be exclusively programmed. The node MCU would respond and activate devices (gas valve, exhaust fan) as soon as the gas sensor detects gas leakage. Similarly, when the fire sensor detects a fire, the node MCU activated the servo motor.



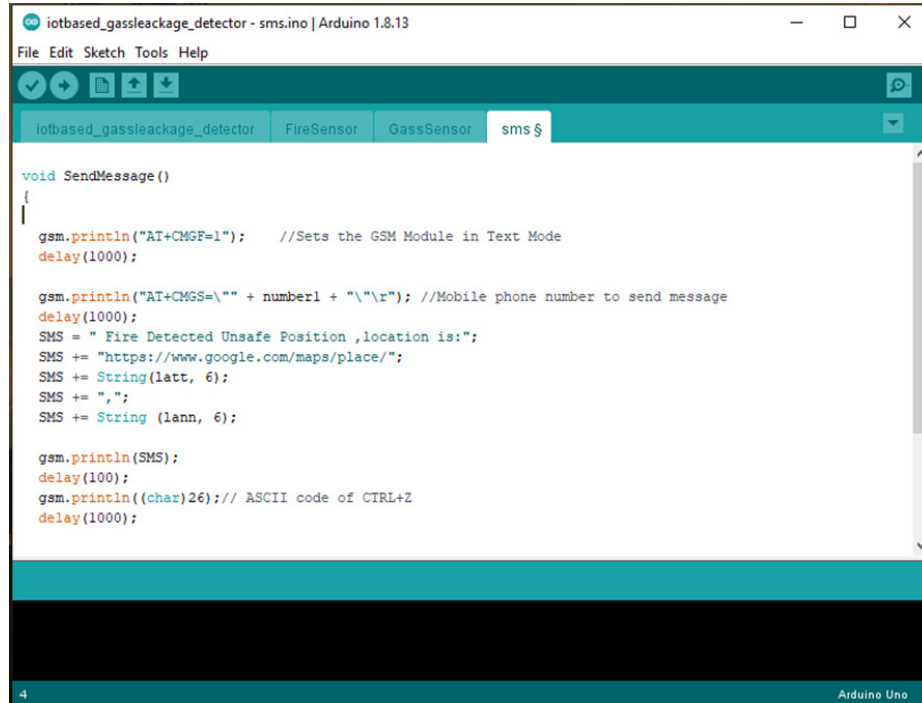
```
iotbased_gassleackage_detector | Arduino 1.8.13
File Edit Sketch Tools Help
Upload
iotbased_gassleackage_detector FireSensor GassSensor$ sms $
#define BLYNK_PRINT Serial
#include <ESP8266WiFi.h>
#include <BlynkSimpleEsp8266.h>
char auth[] = "cFtnML3U9p6--zsJpTQAK0Ja7jo_5QSTkhf";
char ssid[] = "project";
char pass[] = "project123";
#include <LiquidCrystal_I2C.h>
LiquidCrystal_I2C lcd(0x27, 16, 2);
BlynkTimer timer;
int GasVal, GassSensor;
int FireVal;

String SMS;

void sendSensor()
{
```

Fig. 9. Snapshot of coding for the actuators

The snapshot of coding for the GSM SIM module is shown in Figure 10. In this portion, the node MCU, i.e., ESP8266 is programmed to activate the SIM module to send the message to a specific phone number (e.g., house owner). When the flame sensor detects fire in the house/chamber, the SIM module sends an SMS to the user. The user is alerted with a text message along with the location of the incidents.



```
iotbased_gassleackage_detector - sms.ino | Arduino 1.8.13
File Edit Sketch Tools Help
iotbased_gassleackage_detector FireSensor GassSensor sms $

void SendMessage()
{
  gsm.println("AT+CMGF=1"); //Sets the GSM Module in Text Mode
  delay(1000);

  gsm.println("AT+CMGS=\"" + number1 + "\""); //Mobile phone number to send message
  delay(1000);
  SMS = " Fire Detected Unsafe Position ,location is:";
  SMS += "https://www.google.com/maps/place/";
  SMS += String(latt, 6);
  SMS += ",";
  SMS += String (lann, 6);

  gsm.println(SMS);
  delay(100);
  gsm.println((char)26); // ASCII code of CTRL+Z
  delay(1000);
}
```

Fig. 10. Snapshot of coding for the GSM SIM module

5 Test, result, and survey

5.1 Test and result

In this sub-section, the test and the result of the experiment are explained. We test it in a kitchen of a house. When gas leaking occurs beyond the threshold, the system sensor detects it and sends an alert SMS to the user, triggers the alarm and offers protection circuitry (exhaust fan), and regulates the cylinder knob using the relay and valve. The experiment of the proposed prototype is shown in Figure 11.




Fig. 11. Test of the whole system

Specifically, if PPM (Parts-Per-Million) > 620, the exhaust fan starts to run, and the solenoid valve waits for 15 seconds from that moment. After 15 seconds, if still PPM > 620, then the solenoid valve would shut off the gas supply. If catches fire after the leakage, the temperature goes up. If the temperature is greater than or equal to 50° C (centigrade), the servo motor is activated to pressure the sucker’s button for throwing the fire extinguisher ball. At the same time, the buzzer sounds until the temperature falls below 50° C. We test our system in different conditions to verify its reliability, performance, and coherence. Table 2 describes the performance and reliability of the proposed IoT system.

Table 2. Performance and reliability of the proposed IoT system

Criteria	Performance and Reliability	Description
Response time	Early Detection	Detecting gas and fire in the early stage. When detects gas, the system sends an SMS to the owner and shuts off the gas line as well as starts the exhaust fan. Similarly, when detects the fire, sends an SMS to the owner, triggers the alarm, and throws the fire extinguisher ball
Sensitivity	200-10000 PPM	The detection range of MQ-4 is 200-10000 PPM (Parts-Per-Million)
Monitoring	24 hours	The System can operate automatically anytime day/night
Environment	Any weather	The system shows good performance in different environmental conditions such as cloudy, sunny, and rainy
Cost	Low-cost	The IoT components are low-cost and efficient
Energy	Consume little energy	The proposed system consumes little energy and hence increases the longevity
Notification	Low-cost and efficient	Buzzer sounds and the GSM module sends an SMS

5.2 Survey and users' feedback

We survey to receive users' feedback about our system. We are also interested to know the perception of people about smart IoT-based home solutions. We have randomly chosen 103 people from different places in the county who are living in the city, suburbs, and rural villages. The questionnaire for the survey is included in Appendix A of the article. The questionnaire contains five queries and all 103 people have provided their answers. Table 3 summarizes the reflection of the people who participated in the survey.

Table 3. Survey results

Subjects	Results/Remarks
1. Types of resources used for cooking	Gas: 44%, Electricity: 9%, Wood: 36%, Others: 11%
2. Usefulness of smart IoT-based system	Yes: 92%, No: 8%
3. Interested to buy a system	Yes: 68%, No: 32%
4. User rating of the proposed prototype? (1 = bad to 5 = Excellent)	Average rating: 4.3
5. Income group (sample size 103)	Rich: 14, Middle Class: 73, Poor: 16

It is observed from the table most of the people of the country use gas (LPG/Pipe Line) for cooking. Specifically, city dwellers rely on gas and villagers primarily depend on combustible wood. Most people (around 92%) admit the necessity of an intelligent IoT-based system. Still, some people (8%) are dubious about the IoT system and they are mostly illiterate. Around 68% of people are ready to take advantage of a smart system. Again, 32% are not ready to buy the system because they are mostly poor, illiterate, or skeptical about the technology. The average user rating of our proposed IoT system is also very promising which is around 4.3 on a scale ranging from 1 to 5. The bar chart in Figure 12 shows how the people have rated the prototype.

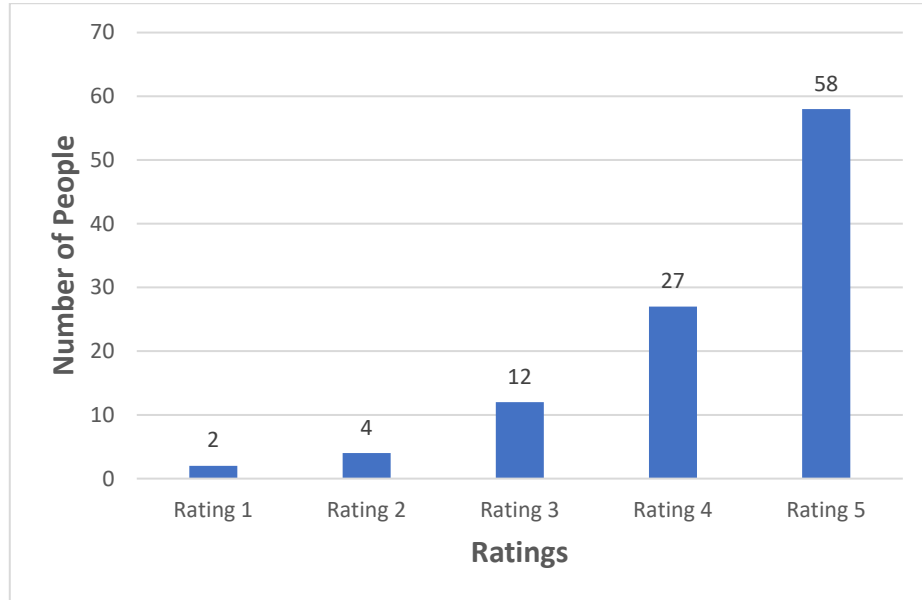


Fig. 12. Rating of the participants

6 Further development

We have developed an intelligent and simple prototype for gas and fire detection using the IoT. We have also offered protection circuitry and several counter activities to mitigate the effect if any mishappening occurs. In the future, we can make a fireproof cover for the protection of the prototype from accidental damage. The cover saves and secures numerous components and internal parts from unintentional impacts. Thus, the protection cover also improves the quality of the device's output. Our system is practically implementable and a real system can include more functionalities and activities to increase its efficiency and accuracy. In the following paragraph, we suggest some improvements.

The monitoring system can be further enhanced by utilizing Bluetooth or Wi-Fi [23], [24] in addition to GSM to send alert messages to users. Thus, the system can alert users who are residing within certain ranges of the system without having cellular connectivity and internet connections. It is noted that the range of Bluetooth is around 10 meters and that of Wi-Fi is around 100 meters [25]-[27]. For industrial purposes, robots and small firefighter cars can be introduced for detecting multiple gas concentrations as well as extinguishing fires [28], [29]. In addition to the gas sensor, a pressure sensor can also be used to detect the pressure of gas in the cylinder pipe. When low pressure is detected, it indicates a leak occurs inside the pipe and displays the alert SMS.

7 Conclusion

Ours is a technologically advanced age. People are becoming more dependent on embedded systems. As time passes, this reliance grows exponentially. While LPG gas has become more widely available, some leakage incidents can pose serious risks to people. As such, we have created an IoT prototype that would help us minimize its effects. Accordingly, we have designed and implemented a complete intelligent automatic gas leakage detection and fire protection system. We have designed a framework that builds around human-computer interactions. In the future, the automation system would look like our system. The system ensures our safety and saves our life. In this project, we have successfully built a low-cost automatic gas leak detection and fire extinguishing prototype.

8 References

- [1] S. Popli, R. K. Jha, and S. Jain, "A comprehensive survey on Green ICT with 5G-NB-IoT: Towards sustainable planet," *Computer Networks*, Vol. 199, 108433, November 2021. <https://doi.org/10.1016/j.comnet.2021.108433>
- [2] M. Wilpshaar, G. D. Bruin, N. Versteijlen K. V. D. Valk, and J. Griffioen, "Comment on "Greenhouse gas emissions from marine decommissioned hydrocarbon wells: Leakage detection, monitoring and mitigation strategies" by Christoph Böttner, Matthias Haeckel, Mark Schmidt, Christian Berndt, Lisa Vielstädte, Jakob A. Kutsch, Jens Karstens & Tim Weiß," *International Journal of Greenhouse Gas Control*, Vol. 110, 103395, pp. 1–11, September 2021. <https://doi.org/10.1016/j.ijggc.2021.103395>
- [3] C. Böttner, M. Haeckel, M. Schmidt, C. Berndt L. Vielstädte, J. A. Kutsch, J. Karstens, and T. Weiß, "Greenhouse gas emissions from marine decommissioned hydrocarbon wells: leakage detection, monitoring and mitigation strategies," *International Journal of Greenhouse Gas Control*, Vol. 100, 103119, pp. 1–16, September 2020. <https://doi.org/10.1016/j.ijggc.2020.103119>
- [4] K. Cen, et al., "Quantitative risk assessment of gas leakage and explosion accidents and its security measures in open kitchens," *Engineering Failure Analysis*, Vol. 130, 105763, December 2021. <https://doi.org/10.1016/j.engfailanal.2021.105763>
- [5] S. Seba, "Deadly gas explosions in Bangladesh in recent years," *The Business Standard*, 06 September, 2020. [online]. Available: <https://www.tbsnews.net/bangladesh/deadly-gas-explosions-bangladesh-recent-years-129217>. [Last accessed: 08- Dec- 2021].
- [6] "IOT-BASED AUTOMATIC GAS LEAKAGE DETECTION AND FIRE PROTECTION SYSTEM," *Infinity0001*, 05 February, 2020. [online]. Available: <https://sites.google.com/diu.edu.bd/infinity0001/home?authuser=0>. [Last accessed: 09- Dec- 2021].
- [7] D.-S. Lee, D.-D. Lee, S.-W. Ban, M. Lee, and Y. T. Kim, "SnO₂ Gas Sensing Array for Combustible and Explosive Gas Leakage Recognition," *IEEE Sensors Journal*, Vol. 2, No. 3, pp. 140–149, June 2002. <https://doi.org/10.1109/JSEN.2002.800685>
- [8] A. Nag, A. I. Zia, X. Li, and S. C. Mukhopadhyay, "Novel Sensing Approach for LPG Leakage Detection—Part II: Effects of Particle Size, Composition, and Coating Layer Thickness," *IEEE Sensors Journal*, Vol. 16, No. 4, pp. 1088–1094, February 2016. <https://doi.org/10.1109/JSEN.2015.2496550>

- [9] A. I. Adekitan, V. O. Matthews, and O. Olasunkanmi, "A microcontroller based gas leakage detection and evacuation system," in *2018 IOP Conference Series: Materials Science and Engineering (ICESW)*, pp. 1-7, July 2018. <https://doi.org/10.1088/1757-899X/413/1/012008>
- [10] M. A. Omran, B. J. Hamza, and W. K. Saad, "The design and fulfillment of a Smart Home (SH) material powered by the IoT using the Blynk app," *Materials Today: Proceedings*, In Press, <https://doi.org/10.1016/j.matpr.2021.08.038>
- [11] A. Sharma, P. K. Singh, and Y. Kumar, "An integrated fire detection system using IoT and image processing technique for smart cities," *Sustainable Cities and Society*, Vol. 61, 102332, October 2020. <https://doi.org/10.1016/j.scs.2020.102332>
- [12] H. Alqourabah, A. Muneer, and S. M. Fati, "A smart fire detection system using IoT technology with automatic water sprinkler," *International Journal of Electrical and Computer Engineering*, Vol. 11, No. 4, pp. 2994-3002, August 2021. <https://doi.org/10.11591/ijece.v11i4.pp2994-3002>
- [13] J. Yépez, and S.-B. Ko, "IoT-Based Intelligent Residential Kitchen Fire Prevention System," *Journal of Electrical Engineering & Technology*, 15, pp. 2823–2832, August 2020. <https://doi.org/10.1007/s42835-020-00529-z>
- [14] K. Muhammad, S. Khan, M. Elhoseny, S. H. Ahmed, and S. W. Baik, "Efficient Fire Detection for Uncertain Surveillance Environment," *IEEE Transactions on Industrial Informatics*, Vol. 15, No. 5, pp. 3113–3122, May 2019. <https://doi.org/10.1109/TII.2019.2897594>
- [15] L.P. Deshmukh, T.H. Mujawar, M.S. Kasbe, S.S. Mule, J. Akhtar, and N.N. Maldar, "A LabVIEW based remote monitoring and controlling of wireless sensor node for LPG gas leakage detection," in *2016 International Symposium on Electronics and Smart Devices (ISESD)*, pp. 115–120, November 2016. <https://doi.org/10.1109/ISESD.2016.7886703>
- [16] R. Hosur, A. Rati, P. Dalawai, R. Gornal, and R. Patil, "A Survey on Automatic Detection of LPG Gas Leakage," in *2018 International Conference on Smart Systems and Inventive Technology (ICSSIT)*, pp. 266–269, December 2018. <https://doi.org/10.1109/ICSSIT.2018.8748349>
- [17] S. Shrestha, V. P. K. Anne, and R. Chaitanya, "IoT Based Smart Gas Management System," in *2019 3rd International Conference on Trends in Electronics and Informatics (ICOEI)*, pp. 550–555, April 2019. <https://doi.org/10.1109/ICOEI.2019.8862639>
- [18] Y.-J. Kim, H. Kim, S. Lee, and W.-T. Kim, "Trustworthy Building Fire Detection Framework with Simulation-Based Learning," *IEEE Access*, Vol. 9, pp. 55777–55789, April 2021. <https://doi.org/10.1109/ACCESS.2021.3071552>
- [19] G. Roque, and V. S. Padilla, "LPWAN Based IoT Surveillance System for Outdoor Fire Detection," *IEEE Access*, Vol. 8, pp. 114900–114909, June 2020. <https://doi.org/10.1109/ACCESS.2020.3003848>
- [20] "Emergency situation reports," *World Health Organization (WHO)*, [online]. Available: <https://www.who.int>. [Last accessed: 08- Dec- 2021].
- [21] M. Santiputri, and M. Tio, "IoT-based Gas Leak Detection Device," in *2018 International Conference on Applied Engineering (ICAE)*, pp. 1–4, October 2018.
- [22] "Code online on the Arduino Web Editor," *Arduino*, [online]. Available: <https://www.arduino.cc/en/Guide>. [Last accessed: 09- Dec- 2021].
- [23] G. Z. Islam, and M. A. Kashem, "An OFDMA-based Hybrid MAC Protocol for IEEE 802.11ax," *Infocommunications Journal*, Vol. 11, No. 2, pp. 48–57, June 2019. <https://doi.org/10.36244/ICJ.2019.2.6>
- [24] K. Wang, and K. Psounis, "Efficient scheduling and resource allocation in 802.11ax multi-user transmissions," *Computer Communications*, Vol. 152, pp. 171–186, February 2020. <https://doi.org/10.1016/j.comcom.2020.01.010>

- [25] G. Z. Islam, and M. A. Kashem, "Efficient resource allocation in the IEEE 802.11ax network leveraging OFDMA technology," *Journal of King Saud University - Computer and Information Sciences*, In press, <https://doi.org/10.1016/j.jksuci.2020.10.019>, October, 2020. [Online]. Available: <https://www.sciencedirect.com/science/article/pii/S1319157820305127>
- [26] K. Wang, and K. Psounis, "Scheduling and Resource Allocation in 802.11ax," in 2018 *IEEE Conference on Computer Communications (INFOCOM)*, pp. 279–287, April 2018. <https://doi.org/10.1109/INFOCOM.2018.8486204>
- [27] G. Z. Islam, and M. A. Kashem, "A Proportional Scheduling Protocol for the OFDMA-based Future Wi-Fi Network," *Journal of Communications*, In press, Vol. 17, No. 5, May 2022. <https://doi.org/10.12720/jcm.17.5.322-338>
- [28] M. A. Rahim, M. A. Rahman, M. M. Rahman, A. T. Asyhari, M. Z. A. Bhuiyan, and D. Ramasamy, "Evolution of IoT-enabled connectivity and applications in automotive industry: A review," *Vehicular Communications*, Vol. 27, 100285, January 2021. <https://doi.org/10.1016/j.vehcom.2020.100285>
- [29] H. A. B. Salameh, M. F. Dhainat, and E. Benkhelifa, "An End-to-End Early Warning System Based on Wireless Sensor Network for Gas Leakage Detection in Industrial Facilities," *IEEE Systems Journal*, pp. 1-9, August 2020.
- [30] W. Booneua, S. Chai-Arayalert, and N. Boonnam, "Automated Hydroponics Notification System Using IOT," *International Journal of Interactive Mobile Technologies*, pp. 206–220, Vol. 16, No. 6, 2022. <https://doi.org/10.3991/ijim.v16i06.27959>
- [31] J. D. Esquicha-Tejada, and J. C. C. Pineda, "Low-Cost and Energy-Efficient Alternatives for Home Automation using IoT," *International Journal of Interactive Mobile Technologies*, pp. 153–168, Vol. 16, No. 5, 2022. <https://doi.org/10.3991/ijim.v16i05.25575>
- [32] Z. Baharum, A. S. Sabudin, E. M. M. Yusof, and N. A. Ahmad, "Mobile-Based Application: The Designation of Energy Saving Smart Light System for Monitoring and Controlling," *International Journal of Interactive Mobile Technologies*, pp. 90–103, Vol. 15, No. 18, 2021. <https://doi.org/10.3991/ijim.v15i18.24733>
- [33] A. Gaur, A. Singh, A. Kumar, K. S. Kulkarni, S. Lala, K. Kapoor, V. Srivastava, A. Kumar, and S. C. Mukhopadhyay, "Fire Sensing Technologies: A Review," *IEEE Sensors Journal*, pp. 3191–3202, Vol. 19, No. 9, 2019. <https://doi.org/10.1109/JSEN.2019.2894665>

9 Authors

Gazi Zahirul Islam obtained his Ph.D. at the Bangladesh University of Professionals. He completed M.Sc. in wireless communications systems engineering from the University of Greenwich, UK, and a B.Sc. in computer science and engineering from Chittagong University of Engineering and Technology (CUET), Bangladesh. He is currently teaching as an Associate Professor at Southeast University, Bangladesh. He had published a good number of research papers in renowned journals and conferences. The author reviewed many reputed journals such as IET Communications, IEEE Access, Indonesian Journal of Electrical Engineering and Computer Science, Journal of King Saud University - Computer and Information Sciences, Journal of Communications, and Current Research in Behavioral Sciences. He conducted research and several projects on Wi-Fi networks, wireless communications, computer networking, Internet of Things, software/app development,

e-governance/e-commerce, Machine Learning, etc. (email: gazi.islam@seu.edu.bd, zahircuet@gmail.com).

Md. Mobarak Hossain is currently working in the profession “Computer Network & System Administration”. He completed B.Sc. in Computer Science and Engineering from the Daffodil International University, Bangladesh in 2021. He has good experience in the Internet of Things (IoT), Computer Networking, Cloud Service, Windows Server, Cyber Security. He has been working as a System Support Engineer at Mutual Trust Bank, Bangladesh. His interested working areas are Network & System Administration, Security Specialization, Cyber Security, and Cloud Computing. His research interest is in the Internet of Things (IoT), Artificial Intelligence, Computer Networks, and Cyber Security (email: mobarak15-9636@diu.edu.bd).

Md. Faruk is currently working as a Software Quality Assurance (SQA) Engineer. He passed B.Sc. in Computer Science and Engineering with an outstanding result from the Daffodil International University in 2021. He has expertise in the Internet of Things (IoT), Embedded systems, and Machine Learning. His interesting topics of research are Artificial Intelligence, Internet of Things, Cloud Computing, Data Science, Business Analysis, and Software Quality Assurance (email: faruk15-9984@diu.edu.bd).

Fernaz Narin Nur received her B.Sc. (Hons) from the Department of CSE, Jahangirnagar University, Bangladesh in 2008 and M.S. from Institute of Information Technology, University of Dhaka, Bangladesh in 2010. She obtained her Ph.D. degree from the Department of CSE, University of Dhaka, Bangladesh in 2017. Now, she is an Associate Professor at Notre Dame University Bangladesh (NDUB) in the Dept. of CSE. She is a passionate researcher in the fields of Wireless Sensor Networks, Ad Hoc Networks, MAC Protocols, Cloud Computing, Internet of Things, Performance analysis, etc. She has published a good number of research papers in international conferences and journals. She is a member of the Green Networking Research group, IEEE, Internet Society, Bangladesh Women in IT (email: fernazcse@ndub.edu.bd).

Nayeem Hasan is currently doing post-graduation at the School of Computer Science, Western Illinois University, USA. Previously, he taught at the Department of Computer Science and Engineering, Daffodil International University, Dhaka, Bangladesh. He is the author of several research papers that published in recognized international journals and conferences. He is passionate about researching image procession, Internet of Things, encryption and cryptography, etc. (email: n-hasan@wiu.edu)

Md. Khalid Mahbub Khan achieved his B.Sc. (Engg.) and M.Sc. (Engg.) degree from Dept. of Information and Communication Engineering (ICE), University of Rajshahi (RU), Bangladesh in 2015 and 2017 respectively. Currently, He is working as an Assistant Professor of the CSE Department at the University of Information Technology & Sciences (UITS), Bangladesh. He is also pursuing his M.Phil research at the University of Rajshahi (RU). His research interests include multicarrier systems, opportunistic networks, cryptography and network security, etc. (email: khalid.mahbub@uits.edu.bd).

Zerin Nasrin Tumpa is currently employed as a Senior Lecturer at Daffodil International University, Dhaka in the Department of Computer Science and Engineering. As a young teacher and learner, she aspires to be in the quest for

knowledge at all times. machine learning, Internet of things, business intelligence, and computer vision are four of her research areas. She has several research articles in prestigious conferences and journals. She was awarded an Erasmus Mundus (Smartlink) scholarship to attend the University of the West of Scotland, UK for a 10-month undergraduate program. Aside from her academic achievements, she excelled in a variety of extracurricular activities. She had won several national prizes for acting and debating. She participated in a "Translate-A-Thon 2015" organized by the Google Developer Group Bangla at her university as one of the organizers (email: zerinnasrin@gmail.com).

Article submitted 2022-02-19. Resubmitted 2022-05-17. Final acceptance 2022-06-01. Final version published as submitted by the authors.

10 Appendix A

Survey on:

IoT-Based Intelligent Gas Leakage Detection and Fire Protection System

Q.1. What types of resources do you use for cooking?

Ans: i) Pipe Line Gas ii) LPG iii) Electricity iv) Wood v) Others

Q.2. Does an intelligent IoT system for kitchens/rooms helpful?

Ans: i) Yes ii) No iii) Moderate

Q.3. Do you want to buy these sorts of automated IoT systems?

Ans: i) Yes ii) No

Q.4. How do you rate our IoT prototype (1 = bad, 5 = Excellent)?

Ans: i) 1 ii) 2 iii) 3 iv) 4 v) 5

Q.5. How much is your annual income?

Ans: i) Below 4194 \$ ii) 4194 -13979 \$ iii) Above 13979 \$