



Daffodil
International
University

DOCTOR APPOINTMENT SYSTEM

Submitted By

Dipto Sutradhar

201-35-521

Department of Software Engineering

Submitted To

Ms. Nusrat Jahan

Assistant Professor

Department of Software Engineering

This Project Report has been submitted to the Department of Software Engineering (SWE) at Daffodil International University in the fulfillment of the requirements for the degree of Bachelor of Science in Software Engineering

© All rights reserved by Daffodil International University

Approval

APPROVAL

This Project titled on “**DOCTOR APPOINTMENT SYSTEM**”, submitted by **Dipto Sutradhar (ID:201-35-521)** to the Department of Software Engineering, Daffodil International University has been accepted as satisfactory for the partial fulfillment of the requirements for the degree of Bachelor of Science in Software Engineering and approval as to its style and contents.

BOARD OF EXAMINERS




Dr. Imran Mahmud
Associate Professor & Head
Department of Software Engineering
Faculty of Science and Information Technology
Daffodil International University

Chairman



Nuruzzaman Faruqi
Assistant Professor
Department of Software Engineering
Faculty of Science and Information Technology
Daffodil International University

Internal Examiner 1



Md. Monirul Islam
Assistant Professor
Department of Software Engineering
Faculty of Science and Information Technology
Daffodil International University

Internal Examiner 2




Dr. Md. Sazzadur Rahman
Associate Professor
Institute of Information Technology
Jahangirnagar University

External Examiner

DECLARATION

I hereby declare that I have done this project under the supervision of **Ms. Nusrat Jahan, Assistant Professor**, Department of Software Engineering, Daffodil International University. I also declare that this project is my original work for the degree of B.Sc. in Software Engineering and neither the whole work nor any part of this project has been submitted for another degree in this or any other university.




Dipto Sutradhar

ID:201-35-521

Department of Software Engineering,
Daffodil International University

Certified by:



Ms. Nusrat Jahan

Assistant Professor,

Department of Software Engineering,
Daffodil International University

ACKNOWLEDGEMENT

This project I am representing was only possible to complete with guidance from some conscientious people. I want to thank each of them. Especially obliged to Daffodil International University for the direction and constant supervision by my honorable teacher **Ms. Nusrat Jahan , Assistant Professor, Department of Software Engineering, Daffodil International University**. I would like to be thankful to my supervisor for his kind support, guidance, and encouragement and I want to express my gratitude towards my parents, teachers, batch mates, and my seniors of DIU for their kind assistance and advice to complete my study.

ABSTRACT

Doctor Appointment System is a comprehensive software solution that streamlines and improves the process of scheduling and managing appointments between patients and healthcare providers. The system aims to address the challenges faced by both patients and healthcare professionals with the current manual appointment scheduling process. Powered by advanced technology, our doctor booking system provides a user-friendly interface for patients to easily book appointments online, see available time slots, and receive automated reminders. On the provider side, the system provides a central platform to manage appointments, access patient information, and optimize scheduling efficiency. Additionally, the system facilitates seamless communication between patients and providers, allowing for efficient updates, cancellations, and rescheduling. The ultimate goal of a medical reservation system is to improve the overall patient experience, reduce the administrative burden on healthcare professionals, and contribute to the efficiency of healthcare delivery.

Table of Contents

Chapter-1 Introduction	1
1.1 Project Overview	1
1.2 Project Purpose	1
1.3 Background	1
1.4 Benefits and Beneficiaries	2
1.5 Project Stakeholders	3
1.6 Project Scope	3
1.7 Project Deliverables	4
1.8 Project Schedule	4
1.8.1 Gantt Chart	5
1.8.2 Release Plan and Milestone	5
1.9 Objective	6
CHAPTER - 2: REQUIREMENT ENGINEERING	8
2.1 Functional Requirement	8
2.1.1 User Registration and Authentication	8
2.1.2 UserRoles and Permissions	8
2.1.3 Appointment Booking	8
2.1.4 Appointment Management	8
2.2 Non-functional Requirements	8
2.2.1 Security	8
2.2.2 Performance	9
2.2.3 User Interface	9
2.2.4 Compatibility	9
CHAPTER 3: SYSTEM ANALYSIS, DESIGN & SPECIFICATION	10
3.1 Use Case Diagram	10
3.1.2 Use Case Diagram Description	11
3.2 Activity Diagram	13
3.3 Sequence Diagram	19
3.4 ER Diagram	22
CHAPTER 4: DEVELOPMENT TOOLS AND TECHNOLOGIES	23
4.1 Backend Framework: NodeJS	23
4.2 Frontend Technology: ReactJS	23
4.3 Database: MongoDB	23
4.4 Hardware and Infrastructure	23
4.4.1 Server Infrastructure	23
4.4.2 Database Server	24
4.4.3 Networking Infrastructure	24
4.4.4 Client Devices	24
4.4.5 Additional Hardware	24
4.5 Feature Implementation Details	25
4.5.1 Profile Management	25

4.5.2 User Authentication and Authorization	25
4.5.3 Appointment Booking	25
4.6 Deployment and Maintenance	25
6.1 Deployment Environment	25
6.2 Monitoring and Performance	25
6.3 Backup and Recovery	26
CHAPTER - 5: SYSTEM TESTING	27
5.1 Test Plan	27
5.1.1 Test Objectives	27
5.1.2 Test Scope	27
5.1.3 Test Strategies	27
5.1.4 Test Environment	28
CHAPTER 6: User Manual	29
6.1 Navbar	29
6.2 Login Page	29
6.3 Registration Page	30
6.4 User Home page	31
6.5 List of Doctors	32
6.6 List of Appointment	32
6.7 Apply for Doctor	33
6.8 New Appointment	34
6.9 Doctor Home page	36
6.10 Appointment List	37
6.11 Doctor Profile	37
6.12 Admin Home page	38
6.13 User List	38
6.14 Doctor List	39
6.15 Logout	39
CHAPTER 7: Conclusion	40
7.1 Project Link	40
7.2 Limitation	40
7.3 Future Scope	40
CHAPTER 8: Appendix	41
8.1 Account Clearance	41
8.2 Library Clearance	42
8.3 Plagiarism Report	43

Chapter-1 Introduction

1.1 Project Overview

Doctor Appointment System is an innovative and easy-to-use solution that streamlines and improves the process of scheduling and managing medical appointments. The goal of this comprehensive system is to provide a seamless experience for both healthcare providers and patients and optimize the efficiency of healthcare processes. Focused on accessibility and convenience, the system allows patients to easily book, reschedule, and cancel appointments online, reducing administrative burden on medical staff. Additionally, healthcare providers can benefit from an organized, centralized platform that automates appointment scheduling, facilitates patient record management, and improves overall workflow. Medical booking systems include features such as real-time appointment availability, automated reminders, and secure storage of patient information, ensuring a safe, efficient, and patient-centric approach to healthcare management. This project aims to revolutionize the traditional booking process and facilitate a more efficient and patient-centered healthcare experience for everyone involved.

1.2 Project Purpose

The purpose of the Physician Appointment System project is to streamline and improve the process of scheduling and managing appointments between patients and healthcare providers. The system aims to address challenges associated with traditional booking methods, such as long waiting times, manual errors, and inefficient use of medical resources. By implementing a user-friendly and efficient digital platform, this project will enable patients to easily book appointments with their preferred healthcare professionals, thereby reducing wait times and improving overall patient satisfaction. That's what I'm aiming for. Additionally, the system provides healthcare providers with centralized, automated tools to manage appointments, optimize schedules, and ensure better resource allocation. Ultimately, the Doctor Appointment System aims to contribute to a better healthcare experience by facilitating a more organized, accessible, and patient-centered approach to appointment scheduling at healthcare facilities.

1.3 Background

In the dynamic landscape of healthcare services, the need for an efficient and accessible appointment system is paramount to streamline patient care and enhance overall healthcare management. Recognizing the challenges faced by both healthcare providers and patients in scheduling and managing doctor appointments, the Doctor Appointment System project emerges as a solution to optimize the appointment process. Traditional methods often result in long waiting times, scheduling conflicts, and administrative

inefficiencies. This project aims to leverage modern technology to create a user-friendly and automated system that facilitates seamless appointment scheduling, cancellations, and rescheduling. By implementing this system, healthcare providers can enhance operational efficiency, reduce administrative burdens, and improve patient satisfaction, ultimately contributing to a more effective and patient-centric healthcare experience. Through the integration of intuitive interfaces and robust backend functionalities, the Doctor Appointment System endeavors to bridge the gap between healthcare providers and patients, ensuring a more accessible, organized, and efficient healthcare ecosystem.

1.4 Benefits and Beneficiaries

The Doctor Appointment System aims to enhance the overall healthcare experience, making it more efficient and accessible for both patients and healthcare providers.

The key benefits include:

Improved Accessibility: Patients can easily schedule appointments from the comfort of their homes using the online platform. Accessibility is enhanced for individuals with mobility issues or those residing in remote areas.

Time Efficiency: Reduces the time spent by patients in waiting rooms. Optimizes the doctor's schedule, minimizing idle time between appointments.

Streamlined Workflow for Healthcare Providers: Automated appointment scheduling, reducing administrative burdens on healthcare staff. Enables better coordination among healthcare professionals and support staff.

Enhanced Patient Experience: Provides a user-friendly interface for appointment scheduling, improving overall patient satisfaction. Sends automated reminders, reducing the likelihood of missed appointments.

Improved Resource Management: Helps healthcare providers allocate resources more efficiently based on appointment data. Enables better planning for peak appointment times and optimal utilization of staff and facilities.

The beneficiaries of the project include:

Patients: Enjoy the convenience of scheduling and managing appointments online. Experience reduced wait times and improved access to healthcare services.

Healthcare Providers: Benefit from a streamlined appointment scheduling process. Experience improved efficiency in managing patient flow and resources.

Administrative Staff: Experience reduced workload related to appointment scheduling and reminders. Can focus on more complex tasks, contributing to increased job satisfaction.

Facility Managers: Gain insights into resource utilization and peak appointment times for effective facility management. Enhance overall facility efficiency based on data-driven decision-making.

Healthcare System: Improves overall system efficiency through better resource allocation. Reduces the economic burden associated with missed appointments and inefficient resource utilization.

Insurance Providers: May benefit from improved data on patient appointments for better risk assessment and cost management.

Community: Benefits from a healthier population with improved access to timely healthcare services. Sees a reduction in the strain on emergency services due to improved primary care access.

1.5 Project Stakeholders

A project stakeholder is anyone who has an interest in the project or can be affected by its outcome. For a Doctor Appointment System, the stakeholders can be diverse and include individuals or groups with different roles and interests.

The primary stakeholders of the project include:

Patients: Primary users of the system. Interested in easy and efficient appointment scheduling. Concerned about user-friendly interfaces and timely notifications.

Doctors: Users who need to manage their schedules. Interested in an intuitive interface for viewing and managing appointments. Concerned about the accuracy and reliability of the system.

Medical Staff: Nurses, receptionists, and other support staff responsible for managing appointments. Interested in a streamlined process for handling patient appointments. Concerned about integration with other medical systems.

Administrators: Overseeing the overall operation of the Doctor Appointment System. Interested in system performance, security, and compliance with regulations. Concerned about system scalability and maintenance.

Hospital or Clinic Management: Executives and managers responsible for the overall functioning of the medical facility. Interested in the efficiency and cost-effectiveness of the appointment system. Concerned about the impact on overall patient satisfaction and the facility's reputation.

IT Department: Responsible for the technical implementation and maintenance of the system. Interested in system security, scalability, and integration with existing systems. Concerned about potential technical challenges and data protection.

Insurance Companies: Involved in the billing and claims process. Interested in accurate record-keeping and billing functionalities. Concerned about the compliance of the system with insurance standards.

Regulatory Bodies: Government agencies or organizations overseeing healthcare regulations. Interested in the compliance of the system with healthcare standards and data protection laws. Concerned about patient privacy and data security.

Software Developers: Individuals or teams responsible for developing and maintaining the software. Interested in clear requirements, feedback, and technical support. Concerned about meeting project deadlines and maintaining code quality.

1.6 Project Scope

The Doctor Appointment System aims to streamline and optimize the process of scheduling and managing appointments between healthcare providers and patients. The scope of this project encompasses the development of a user-friendly and efficient web-based platform that facilitates appointment booking,

cancellations, and rescheduling for both medical practitioners and patients. The system will include features such as user registration, secure login, a searchable directory of healthcare providers, appointment calendars, real-time availability updates, automated reminders, and a feedback mechanism. The Doctor Appointment System aspires to enhance the healthcare experience by simplifying the appointment management process, reducing administrative burdens, and improving communication between healthcare providers and their patients.

1.7 Project Deliverables

The expected deliverables of the project include:

The first deliverable involves a detailed System Requirements Document (SRD). This document outlines the functional and non-functional requirements of the Doctor Appointment System, providing a clear understanding of the system's scope, features, and constraints. It serves as a foundation for all subsequent development phases.

A visually appealing and intuitive User Interface (UI) is crucial for the success of the Doctor Appointment System. The project will deliver a UI design that prioritizes user experience, ensuring easy navigation, accessibility, and efficient interaction for both healthcare providers and patients.

The core functionality of the system lies in its ability to facilitate appointment scheduling. A dedicated module will be developed to allow patients to book appointments online, view available time slots, and receive confirmation details. Healthcare providers will have access to a calendar interface for managing their schedules and appointments.

To safeguard sensitive medical information and ensure secure access, a robust user authentication system will be implemented. This includes secure login mechanisms for both patients and healthcare providers. Security features will be integrated to protect data integrity and confidentiality.

1.8 Project Schedule

The project is planned to be completed within the allocated time frame of [duration]. A detailed project schedule, including milestones and specific deadlines for each development phase, will be established to ensure efficient project management and timely delivery.

1.8.1 Gantt Chart

Activities	w1	w2	w3	w4	w5	w6	w7	w8	w9	w10	w11	w12	w13
Market Research													
Specification													
Planning													
Design													
Development													
Testing													
Assessment													
Documentation													

Figure 1.8.1:Project Schedule Gantt Chart

1.8.2 Release Plan and Milestone

The release plan and milestones are given below:

Activities	Duration in week	Total week
Research	w1	1
Specification	w2, w3	2
Planning	w3, w4	2
Design	w5, w6, w7	3
Development	w6, w7, w8, w9	4
Testing	w10, w11	2
Assessment	w11, w12	2

Documentation	w12, w13	2
---------------	----------	---

Figure 1.8.2: Project Release Plan & Milestone

1.9 Objective

The primary objective of the Doctor Appointment System is to design, develop, and implement a streamlined and efficient digital platform that facilitates seamless scheduling and management of medical appointments between patients and healthcare providers.

The key objectives of the project include:

Enhance Accessibility: Enable patients to easily access and schedule appointments with healthcare professionals through a user-friendly online platform. Provide a centralized system accessible via web and mobile devices to ensure convenience for users.

Optimize Appointment Scheduling: Implement an intelligent scheduling algorithm that considers factors such as doctor availability, patient preferences, and urgency to optimize the appointment booking process. Minimize scheduling conflicts and ensure efficient utilization of healthcare providers' time.

Improve Communication: Facilitate seamless communication between patients and healthcare providers through appointment reminders, notifications, and relevant updates. Enhance patient-doctor communication by providing a secure and user-friendly messaging system within the platform.

Reduce Wait Times: Streamline patient flow by minimizing wait times through efficient appointment scheduling and timely communication. Enable patients to check-in online and receive real-time updates on any potential delays or changes in appointment schedules.

Enhance Patient Experience: Improve overall patient satisfaction by providing a hassle-free and user-friendly interface for appointment management. Gather feedback from patients to continually enhance the system and address any areas for improvement.

Ensure Data Security and Privacy: Implement robust security measures to safeguard patient information and ensure compliance with relevant healthcare data protection regulations. Prioritize the confidentiality and integrity of patient records and communications.

Generate Comprehensive Reports: Develop a reporting system that provides healthcare administrators with insights into appointment trends, resource utilization, and patient demographics. Enable data-driven decision-making to optimize resource allocation and improve overall healthcare service delivery.

Facilitate Integration: Integrate the Doctor Appointment System with existing healthcare information systems to ensure seamless sharing of relevant patient data. Foster interoperability with electronic health records (EHR) and other healthcare management systems.

The Doctor Appointment System aims to contribute to the overall improvement of healthcare delivery, enhance patient satisfaction, and optimize the utilization of healthcare resources.

CHAPTER - 2: REQUIREMENT ENGINEERING

2.1 Functional Requirement

Functional Requirement is a description of the service that the software must offer. It describes a software system or its components.

2.1.1 User Registration and Authentication:

Users (patients, doctors, and administrators) should be able to register and create accounts. The system must support secure authentication mechanisms to ensure user data privacy.

2.1.2 User Roles and Permissions:

Define different user roles (patient, doctor, admin) with corresponding permissions. Patients should be able to book, view, and cancel appointments. Doctors should be able to view their schedules, confirm appointments, and update availability. Admins should have access to manage user accounts, appointments, and system settings.

2.1.3 Appointment Booking:

Patients should be able to search for available doctors based on specialization, location, and availability. Patients should be able to schedule appointments with preferred doctors on available time slots. The system should prevent double-booking and conflicts in doctor schedules.

2.1.4 Appointment Management:

Doctors should be able to view and manage their appointment schedules. Patients should be able to view and manage their upcoming and past appointments. Both patients and doctors should receive notifications (email, SMS) for appointment confirmation, reminders, and cancellations.

2.2 Non-functional Requirements

2.2.1 User Security

User Data Protection: Ensure that user data, including personal information and login credentials, is securely stored and protected against unauthorized access or breaches.

Secure Communication: Implement encryption protocols to secure user communications within the system, preventing interception or tampering of messages.

Role-based Access Control: Apply role-based access control mechanisms to restrict system access and actions based on user roles and privileges.

2.2.2 Performance

Responsiveness: Aim for fast system response times to user actions, ensuring a smooth and seamless user experience throughout the application.

Scalability: Design the system to handle increased user loads and accommodate future growth, allowing for seamless expansion without compromising performance.

Resource Optimization: Optimize resource usage, such as memory and CPU, to ensure efficient system performance and minimize response times.

2.2.3 User Interface

Intuitive Design: Create a user interface that is intuitive, user-friendly, and easy to navigate, enhancing user satisfaction and minimizing the learning curve.

Responsiveness: Design the user interface to be responsive and adaptable to different screen sizes and devices, ensuring consistent user experience across platforms.

Accessibility: Ensure that the user interface is accessible to users with disabilities, adhering to accessibility standards and guidelines.

2.2.4 Compatibility

Browser Compatibility: Ensure that the system functions properly across popular web browsers, including Chrome, Firefox, Safari, and Edge.

Device Compatibility: Test and optimize the system for compatibility with various devices, such as desktops, laptops, tablets, and smartphones, across different operating systems.

Scalability

Database Scalability: Design the database to handle increasing data volumes efficiently, ensuring smooth system performance as data grows.

System Load Balancing: Implement load balancing techniques to distribute the system's workload evenly, improving performance and preventing single points of failure.

Redundancy and Fault Tolerance: Incorporate redundancy and fault-tolerant mechanisms to minimize downtime and ensure system availability in the event of failures or disruption.

CHAPTER - 3: SYSTEM ANALYSIS, DESIGN & SPECIFICATION

3.1 Use Case Diagram

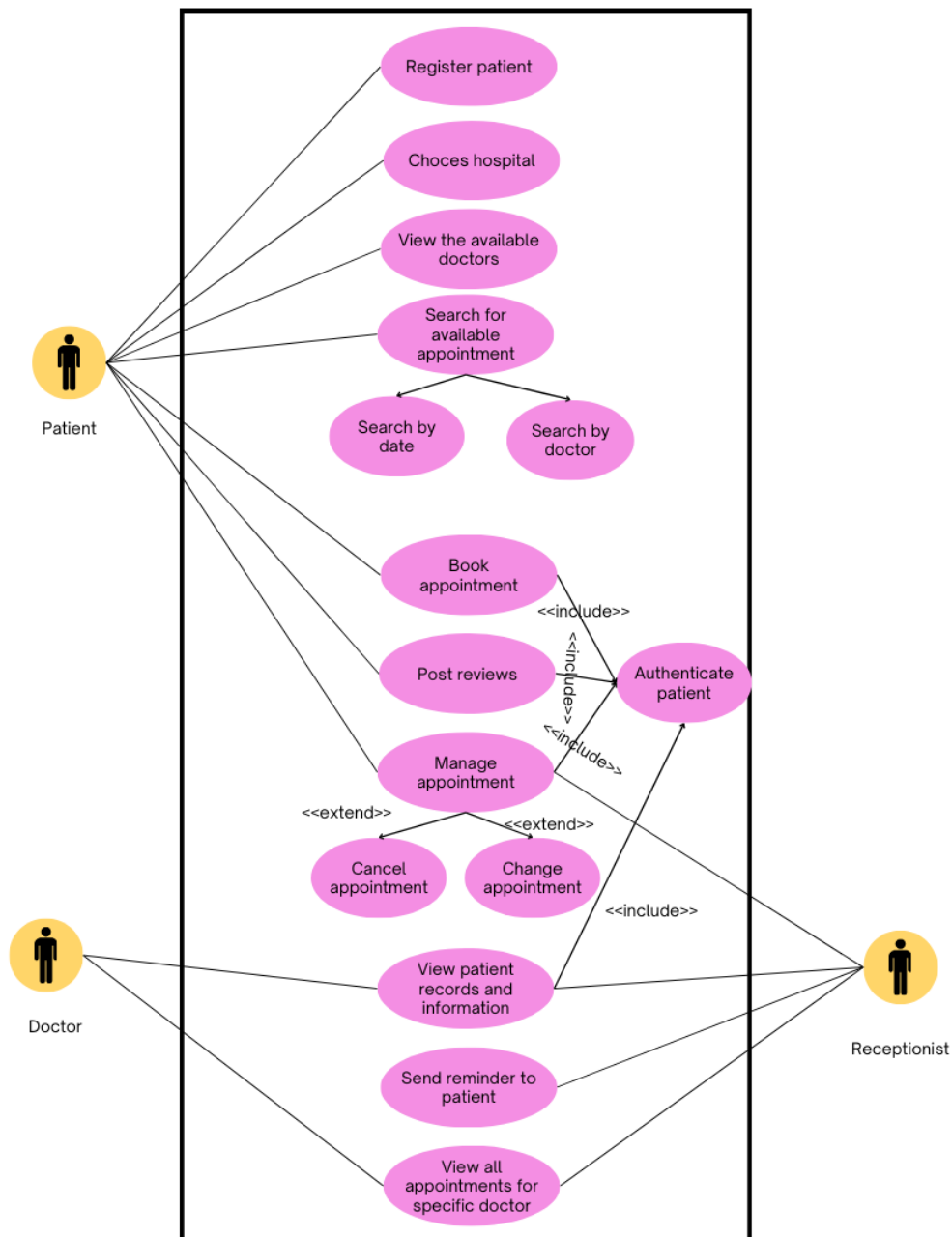


Figure 3.1: Use case diagram

3.1.2 Use Case Diagram Description

Here are some common use cases for a Doctor Appointment System:

Register User:

Patient Description: The patient creates an account on the system by providing personal information, contact details, and a username/password.

Log In:

Patient, Doctor, Admin Description: Users log in using their credentials to access the system.

Schedule Appointment:

Patient Description: The patient selects a preferred doctor, chooses a suitable time slot, and schedules an appointment.

View Appointments:

Patient, Doctor Description: Users can view a list of their upcoming and past appointments.

Cancel Appointment:

Patient Description: Patients can cancel a scheduled appointment within a specified time frame.

Search for Doctors:

Patient Description: Patients can search for doctors based on specialties, availability, or location.

View Doctor's Schedule:

Patient Description: Patients can check the availability and schedule of a specific doctor.

Approve/Reject Appointment Request:

Doctor Description: Doctors can approve or reject appointment requests from patients.

Prescribe Medication:

Doctor Description: Doctors can prescribe medications and add them to the patient's record.

Update Patient Records:

Doctor Description: Doctors can update patient medical records, including diagnosis, treatments, and prescriptions.

Generate Reports:

Doctor, Admin Description: Doctors and administrators can generate reports on appointments, patient statistics, or other relevant data.

Manage User Accounts:

Admin Description: Administrators can add, modify, or deactivate user accounts as needed.

Set Availability:

Doctor Description: Doctors can set their availability for appointments, indicating working hours and days.

Send Notifications:

System Description: The system sends notifications to users for appointment reminders, changes, or cancellations.

Handle Emergency Cases:

Doctor, Admin Description: In case of emergencies, doctors or administrators can schedule immediate appointments or take appropriate actions.

3.2 Activity Diagram

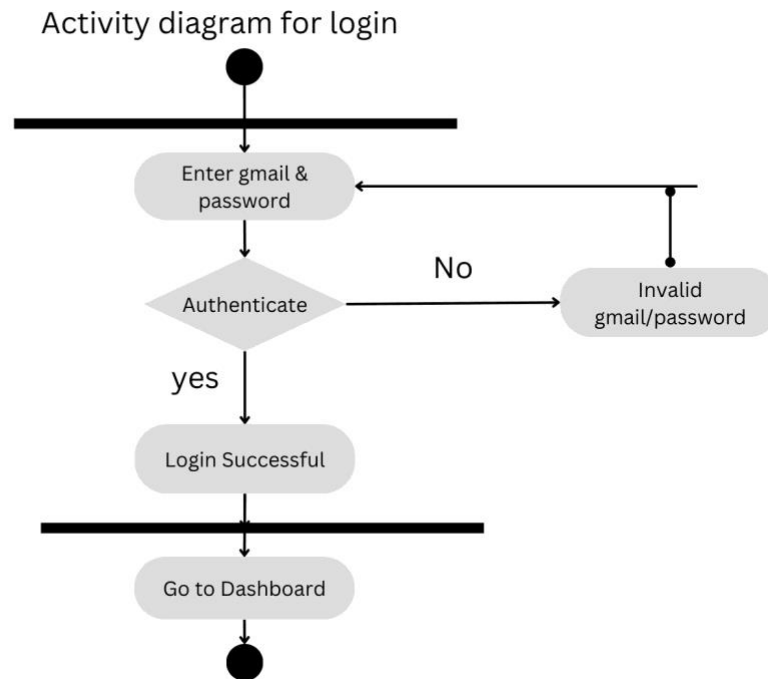


Figure 3.2.1: Activity diagram for login

Activity diagram for Registration

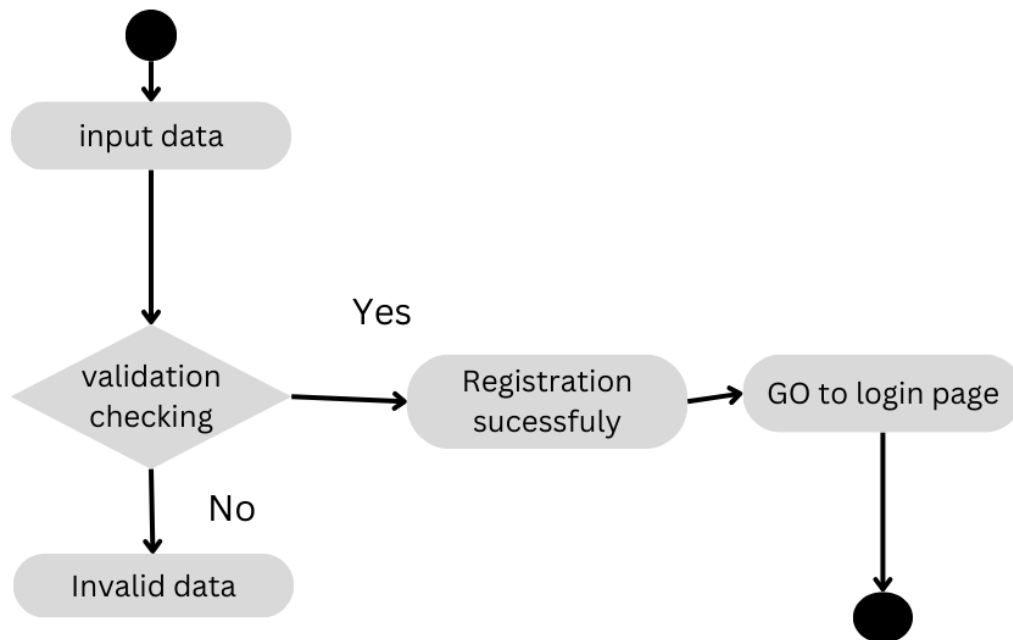


Figure 3.2.2: Activity diagram for registration.

Activity diagram for Logout

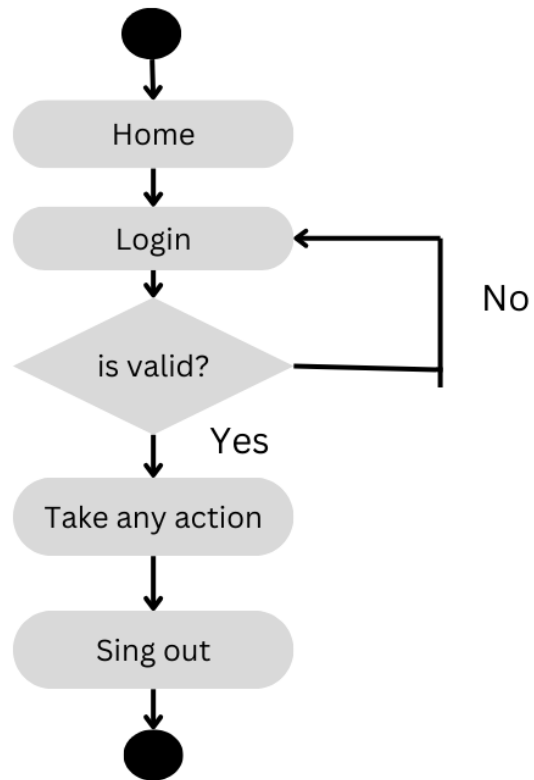


Figure 3.2.3: Activity Diagram for Logout/SignOut

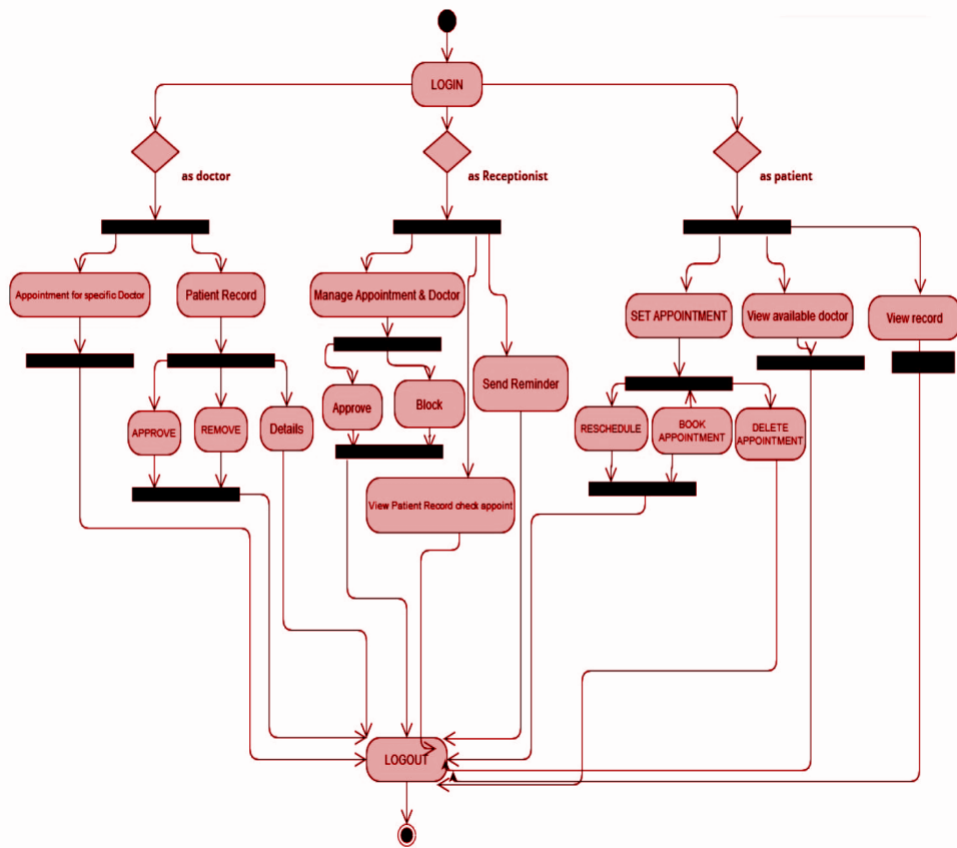


Figure 3.2.4: Activity diagram for Doctor,Admin,Patient

Activity diagram for Appointment

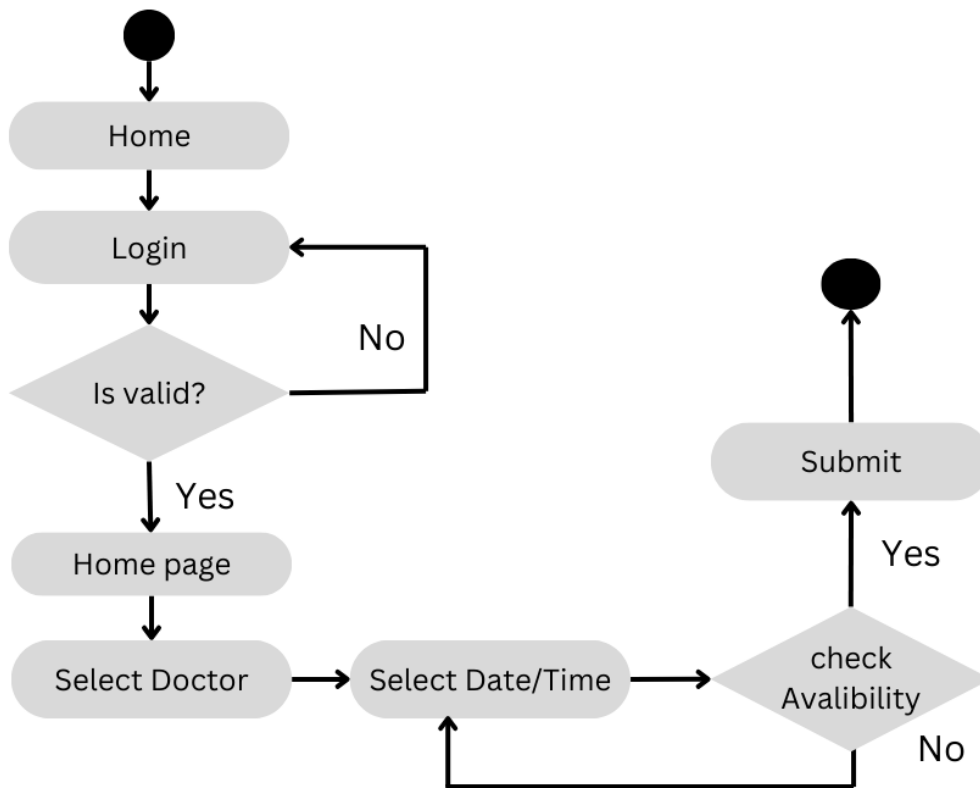


Figure 3.2.5: Activity Diagram for Appointment

Activity diagram for Edit Profile

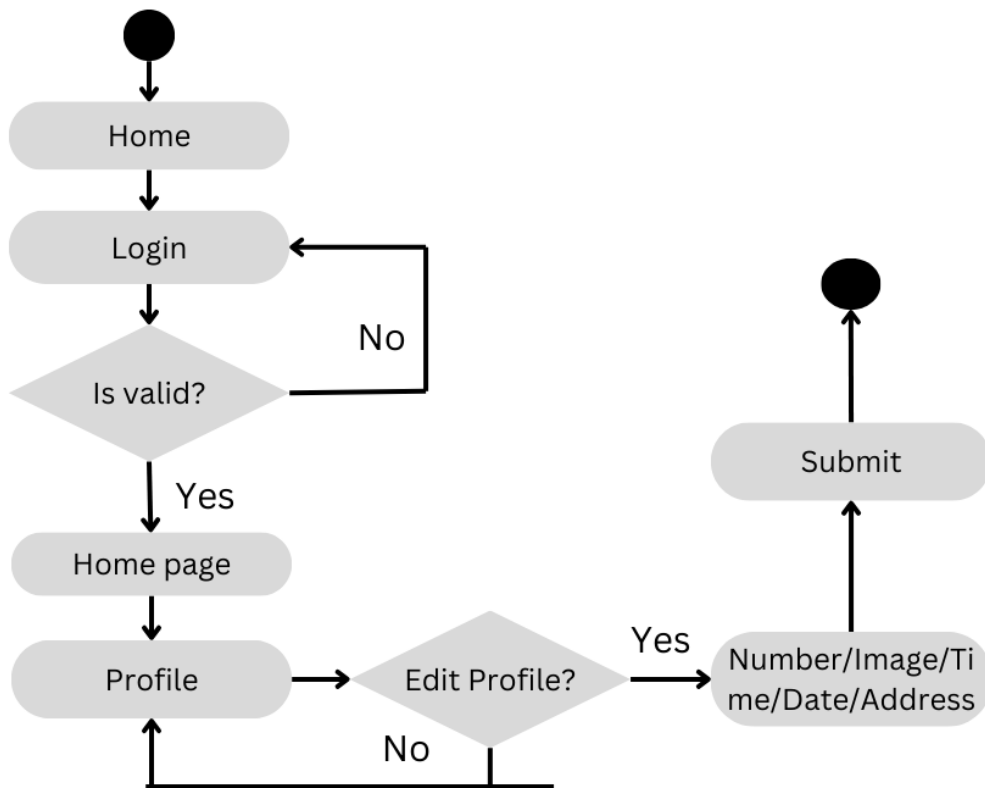


Figure 3.2.6: Activity Diagram for Edit Profile

3.3 Sequence Diagram

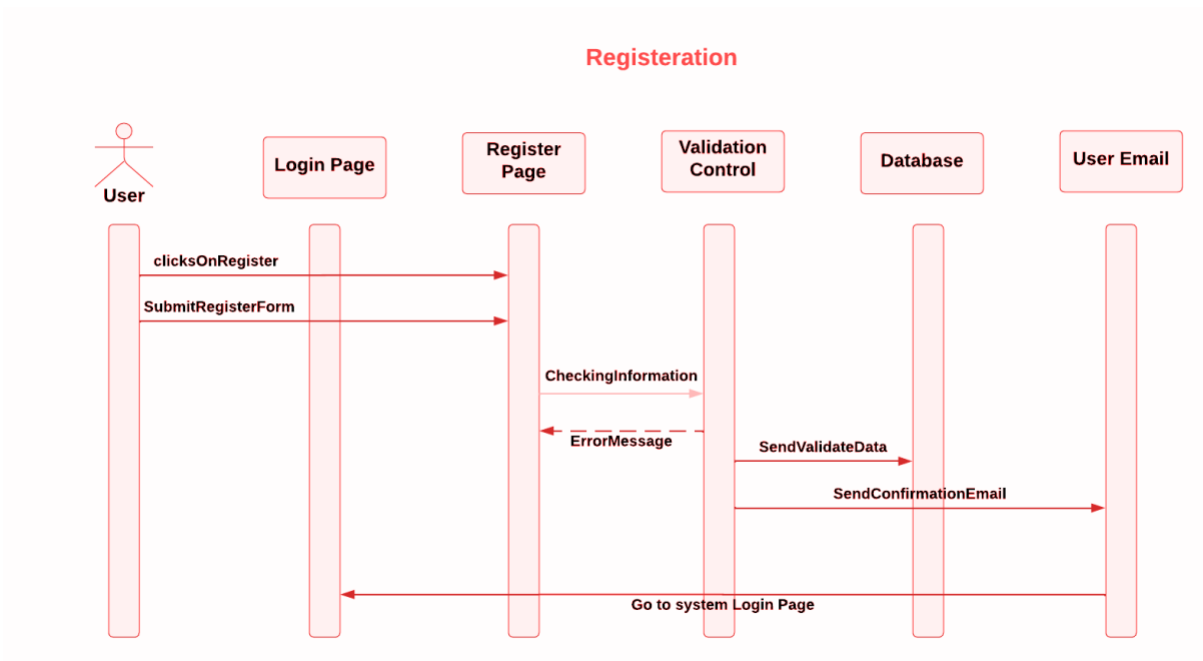


Figure 3.3.1: Sequence Diagram for Registration

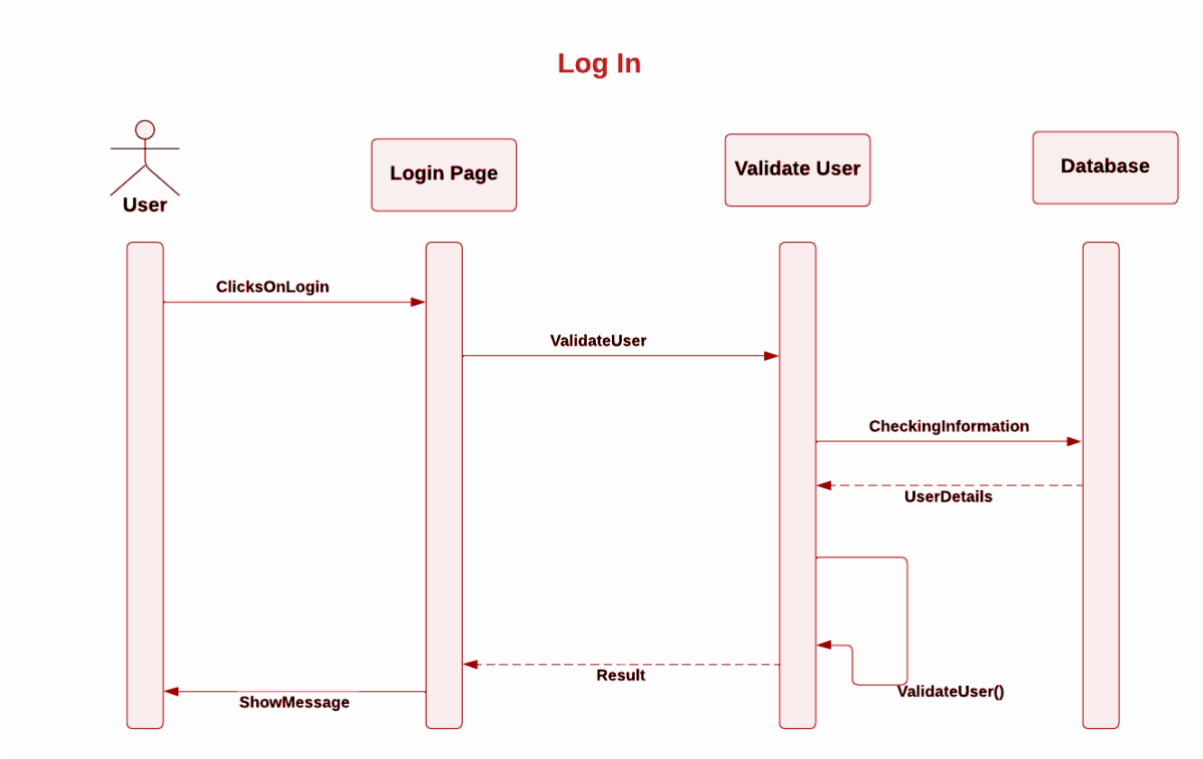


Figure 3.3.2: Sequence Diagram for Login

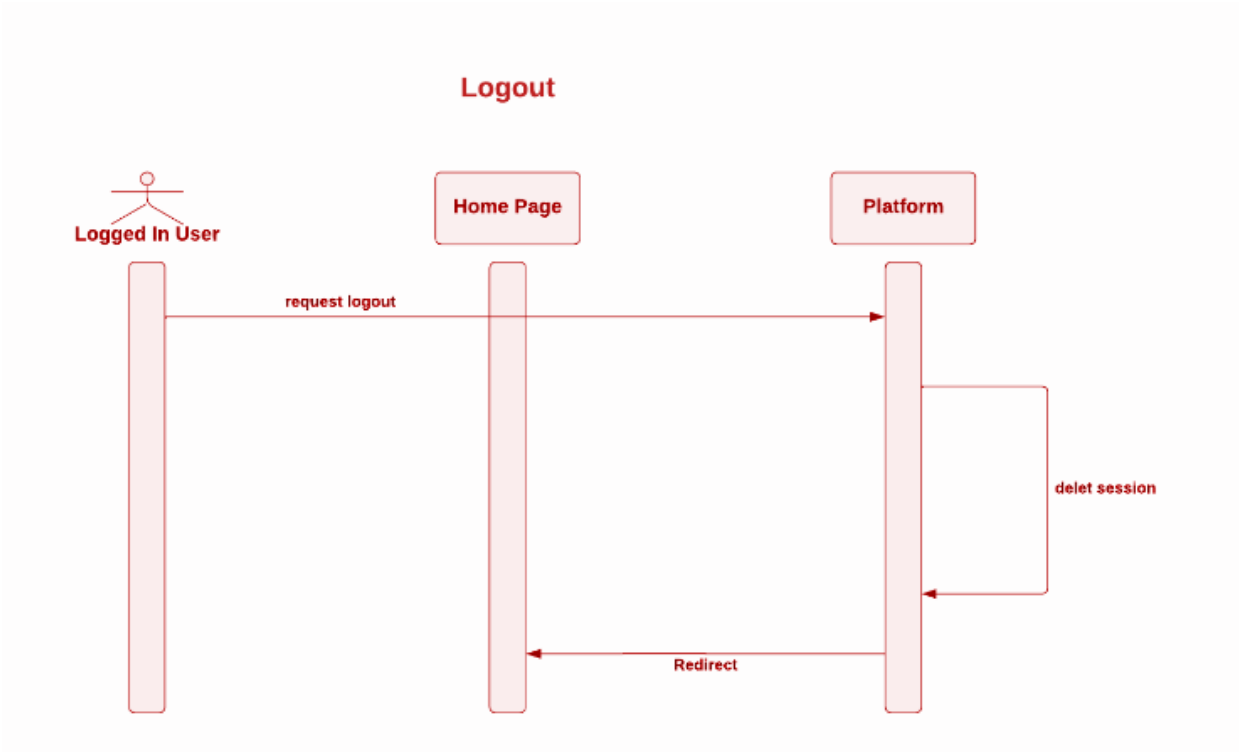


Figure 3.3.3: Sequence Diagram for Logout

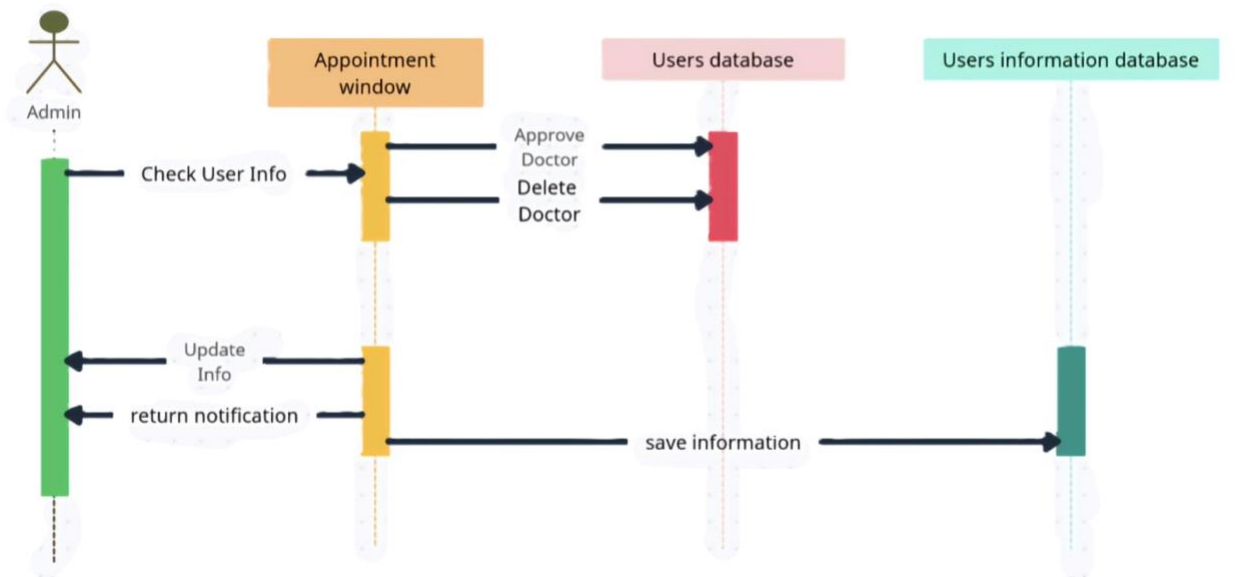


Figure 3.3.4: Sequence Diagram for Admin

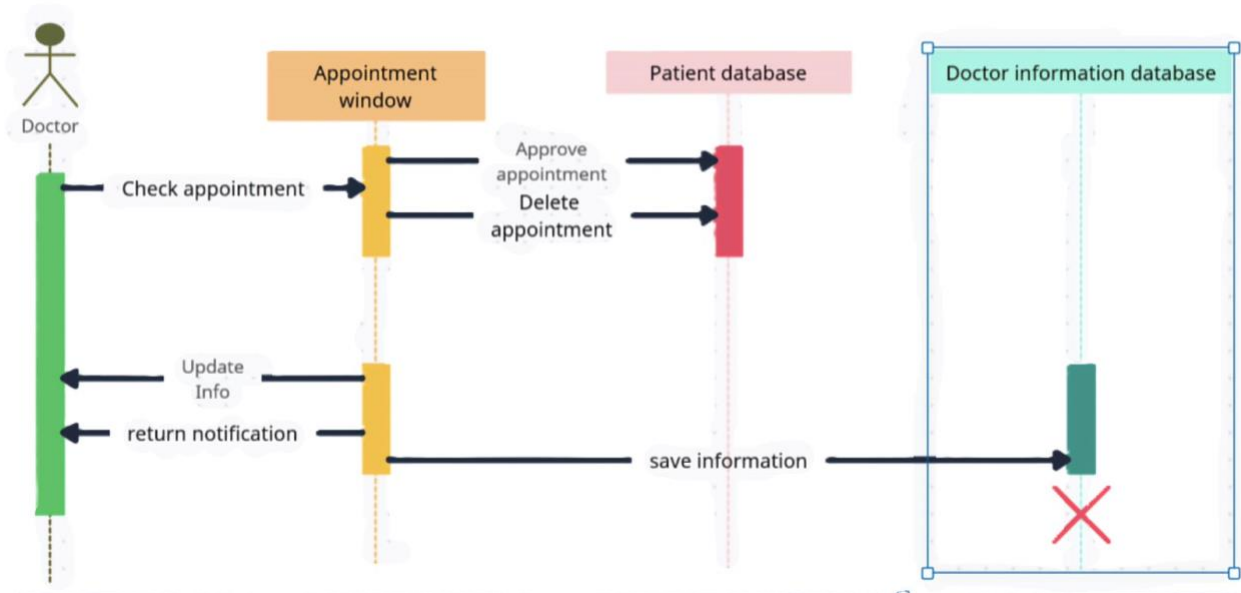


Figure 3.3.5: Sequence Diagram for Doctor

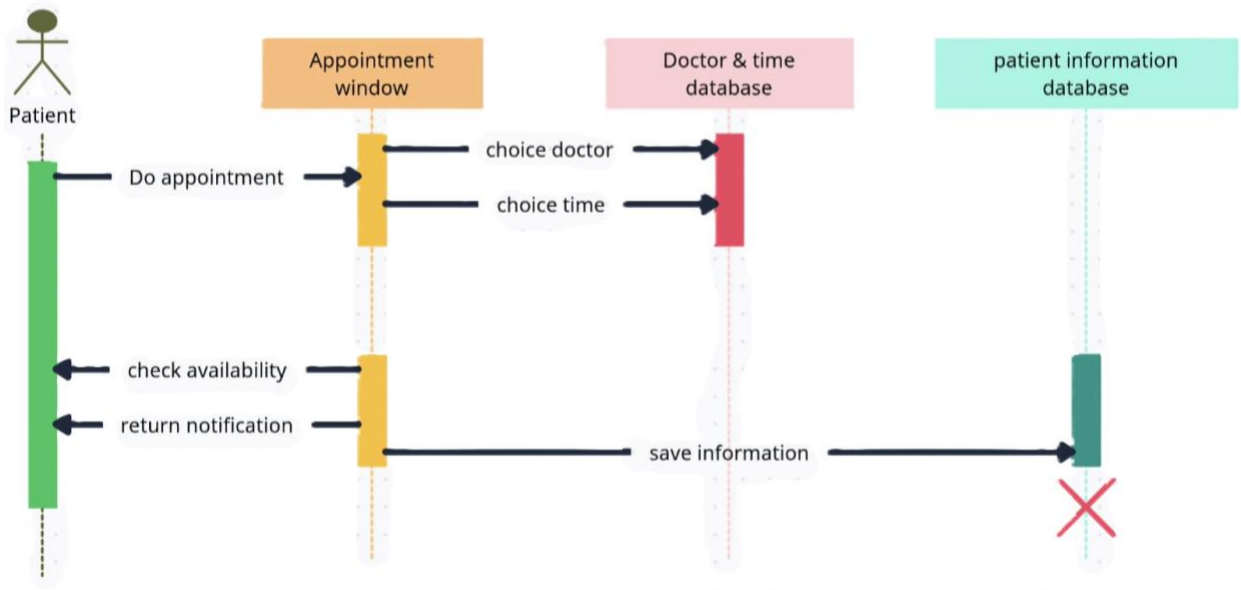


Figure 3.3.6: Sequence Diagram for Patient

3.4 ER Diagram

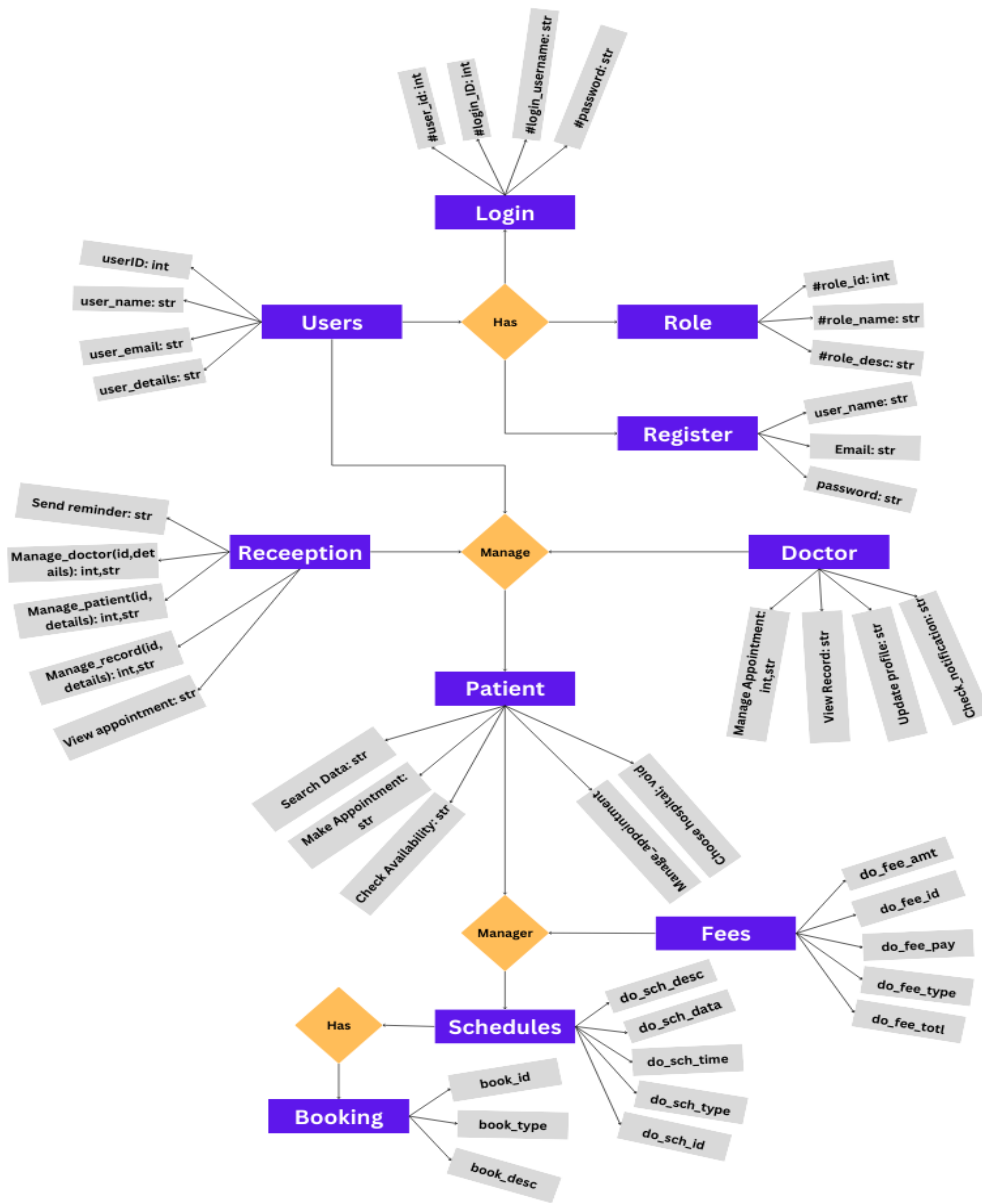


Figure 3.4.1: ER Diagram for Doctor Appointment System

CHAPTER-4: Development tool & Technology

4.1 Backend Framework: NodeJS

NodeJS is an open-source, cross-platform JavaScript runtime environment that executes JavaScript code outside of a web browser. It is built on the V8 JavaScript runtime engine, which is the same engine that Google Chrome uses to execute JavaScript in the browser. Node.js allows developers to use JavaScript to write server-side code, enabling the development of scalable and high-performance web applications. It has become popular for building real-time applications, APIs and server-side applications. Node.js uses an event-driven, non-blocking model, which makes it well-suited for handling concurrent connections and performing tasks asynchronously.

4.2 Frontend Technology: ReactJS

ReactJS, commonly referred to as React, is an open-source JavaScript library used for building user interfaces or UI components, particularly for single-page applications where user interactions are dynamic and frequent. React was developed and is maintained by Facebook, and it is widely used by developers and companies to create interactive and efficient web applications.

4.3 Database: MongoDB

MongoDB is a popular open source, NoSQL database management system that provides a flexible and scalable way to store and manage data. It is classified as a document-oriented database, belonging to the family of NoSQL databases. MongoDB stores data in a format called BSON which is a binary-encoded serialization of JSON-like documents.

MongoDB is commonly used in web development, especially in scenarios where there is a need for flexibility in the data model or when dealing with large and rapidly changing datasets. It has gained popularity for its ease of use, scalability, and ability to handle unstructured or semi-structured data.

4.4 Hardware and Infrastructure

4.4.1 Server Infrastructure

The project utilizes a cloud-based server infrastructure for hosting the application and managing the backend services.

The server infrastructure includes virtual machines or containers to deploy and run the backend components of the system.

The cloud platform used for hosting may include providers such as Amazon Web Services (AWS), Microsoft Azure, or Google Cloud Platform (GCP).

4.4.2 Database Server

The project employs a dedicated database server to store and manage the application's data.

The database server may run on a separate physical or virtual machine and is responsible for data storage, retrieval, and management.

The choice of database server technology depends on project requirements and may include options like MySQL, PostgreSQL, or MongoDB.

4.4.3 Networking Infrastructure

The project relies on a robust networking infrastructure to ensure seamless communication between different components and users.

This includes routers, switches, firewalls, and load balancers that facilitate secure data transmission, network connectivity, and traffic management.

Network protocols such as TCP/IP, HTTP, and WebSocket are utilized for data transfer and communication between the frontend and backend systems.

4.4.4 Client Devices

The project caters to various client devices, including desktop computers, laptops, smartphones, and tablets.

The application's frontend interface is designed to be responsive and compatible with different screen sizes and resolutions.

Users can access the application through modern web browsers such as Google Chrome, Mozilla Firefox, Safari, or Microsoft Edge.

4.4.5 Additional Hardware

Depending on project requirements, additional hardware components such as servers, storage devices, and networking equipment may be employed.

Hardware considerations also include ensuring adequate processing power, memory, and storage capacity to handle user traffic and data storage needs.

4.5 Feature Implementation Details

This section provides an overview of the implementation details for the key features of the “Doctor Appointment System” project:

4.5.1 Profile Management:

- Enable users to create and manage their profiles.
- Patients should be able to add/edit personal details and medical history.
- Doctors should be able to add/edit their professional information.

4.5.2 User Authentication and Authorization:

- Implementation of user registration and login.
- Define user roles (patient, doctor, admin).
- Ensure secure password storage and transmission.
- Implement access control based on user roles.

4.5.3 Appointment Booking:

- Create a user-friendly interface for scheduling appointments.
- Allow patients to search for doctors based on specialties, location, availability, etc.
- Implement a calendar view for doctors' availability.
- Set up time slots for appointments and manage conflicts.

4.6 Deployment and Maintenance

4.6.1 Deployment Environment:

Server Specifications: A dedicated server with a minimum of 4 CPU cores, 8 GB RAM, and 100 GB storage capacity is recommended for optimal performance.

Network Infrastructure: A stable and reliable network connection with sufficient bandwidth is required to ensure smooth communication and data transfer.

Operating System: The system is compatible with Windows, macOS, and Linux operating systems.

Web Server: ExpressJS Web Server version 4.18.2 or later is recommended for hosting the system.

Database: MongoDB version 6.0.7 or later is required for storing user data, blog posts, and system configurations.

Dependencies: The system relies on NodeJS version 16.16.0 or later and JavaScript frameworks (e.g., React or Angular) for frontend development.

4.6.2 Monitoring and Performance:

System Monitoring: Implement monitoring tools to track system performance, resource utilization, and user activity. Set up alerts to promptly detect and address any anomalies or performance issues.

Performance Optimization: Continuously monitor and optimize system performance by identifying bottlenecks, optimizing database queries, and implementing caching mechanisms.

4.6.3 Backup and Recovery:

Data Backup: Regularly perform backups of the system's database and relevant files to prevent data loss. Consider implementing an automated backup system with off-site storage for additional data protection.

Recovery Procedures: Document recovery procedures to restore the system in case of hardware failures, data corruption, or other unforeseen events.

‘
‘

CHAPTER - 5: SYSTEM TESTING

5.1 Test Plan

The Test Plan outlines the approach, objectives, and strategies for testing the 'Doctor Appointment System' project. It defines the scope of testing, identifies test scenarios, and outlines the resources and schedule required for each type of testing.

5.1.1 Test Objectives

The primary objectives of the testing phase are as follows:

- Validate the functionality of each module and component in the 'Doctor Appointment System' system.
- Verify the system's compliance with the specified requirements.
- Identify and report any defects or issues for resolution.
- Evaluate the performance, security, and user experience of the system.
- Ensure that the system works as intended and meets the needs of end-users.

5.1.2 Test Scope

The testing will cover the following areas:

User Management:

- Registration process
- Login and authentication
- User profile management

Appointment Booking:

- Confirm that patients can book appointments with available doctors.
- Check for proper scheduling constraints and time zone considerations.
- Verify notifications for successful bookings.

Doctor Dashboard:

- Confirm doctors can view and manage their appointments.
- Check for real-time updates on new bookings or cancellations.
- Validate availability status changes.

Patient Dashboard:

- Ensure patients can view, modify, and cancel their appointments.
- Validate reminders for upcoming appointments.

5.1.3 Test Strategies

The testing will follow the following strategies:

Unit Testing:

- Testing individual modules and components in isolation to ensure their correctness and functionality.

Integration Testing:

- Verifying the interaction and compatibility between different modules and components to ensure smooth system operation.

System Testing:

- Conducting end-to-end testing to validate the entire system's functionality and ensure it meets the specified requirements.

User Acceptance Testing:

- Involving end-users to evaluate the system's usability, user experience, and overall satisfaction.

5.1.4 Test Environment

The testing environment will consist of:

Hardware:

- Specify the hardware requirements, such as computers, servers, and devices, needed to perform the testing.

Software:

- List the required software, including operating systems, browsers, and testing tools, necessary for conducting the tests.

Test Data:

- Prepare a set of test data covering various scenarios, including different user profiles, tour place details, and agency listings.

CHAPTER 6: User Manual

6.1 Novar



Figure 6.1: Navbar

6.2 Login Page

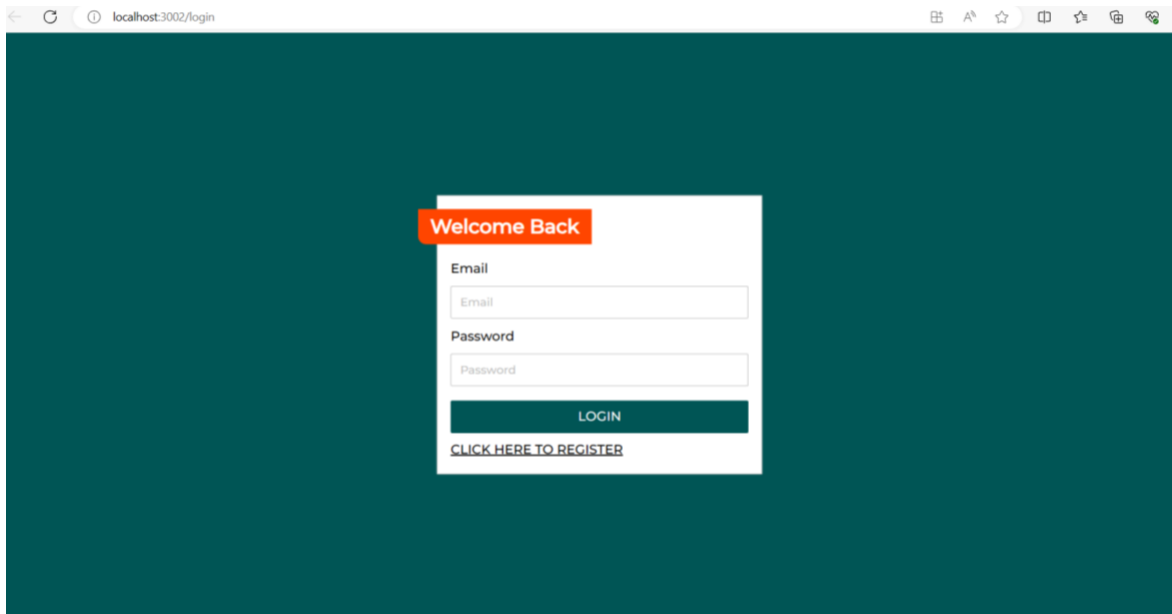
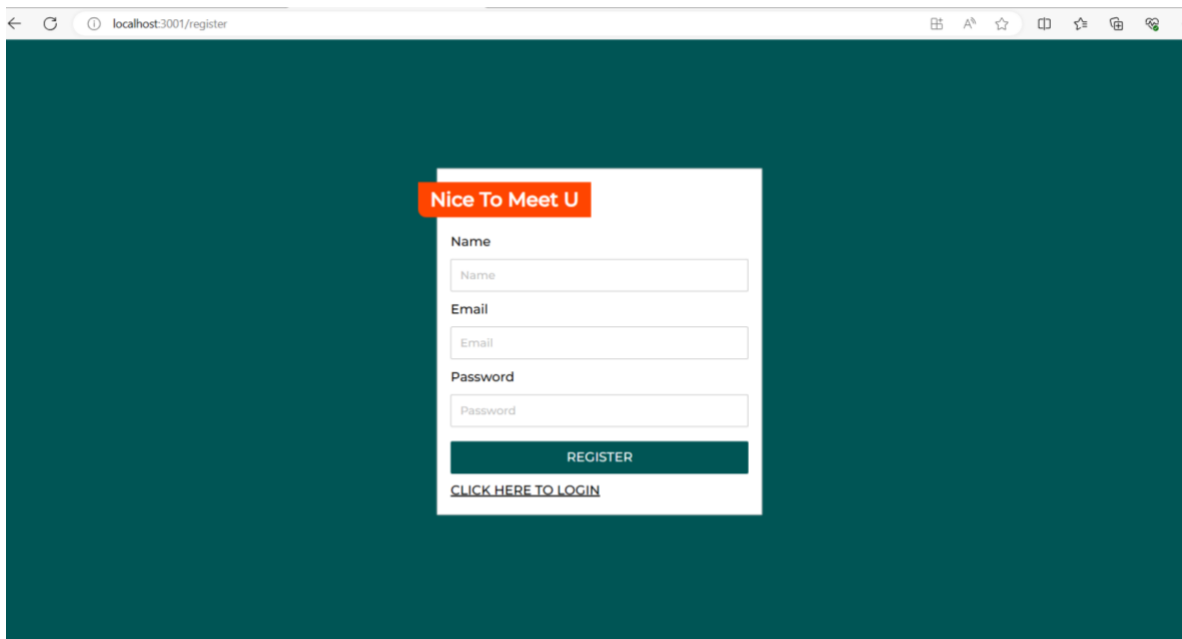


Figure 6.2: Login page

6.3 Registration page



localhost:3001/register

Nice To Meet U

Name

Email

Password

REGISTER

[CLICK HERE TO LOGIN](#)

Figure 6.3: registration page

6.4 User Home Page

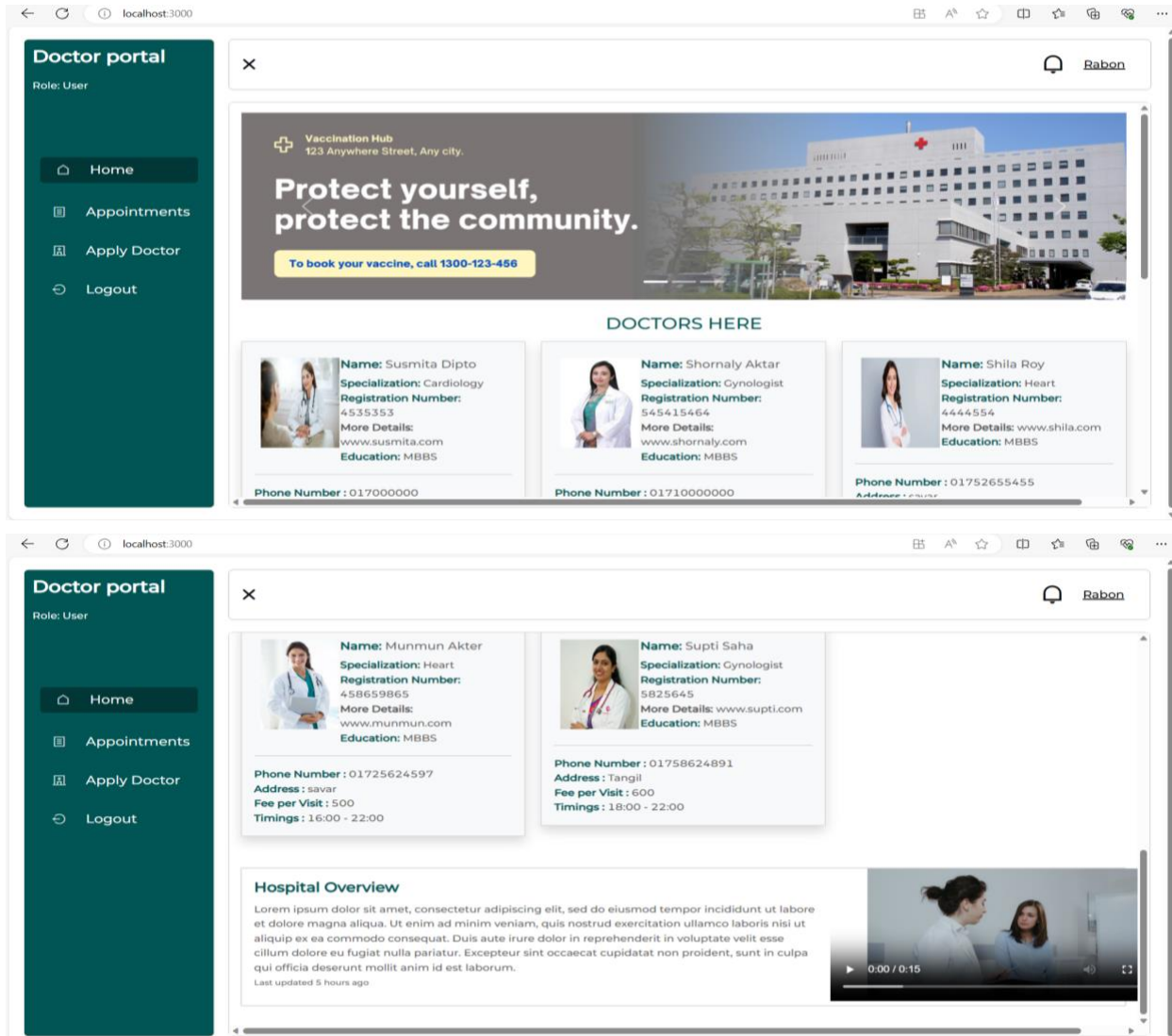


Figure 6.4: User Home page

6.5 List of Doctors

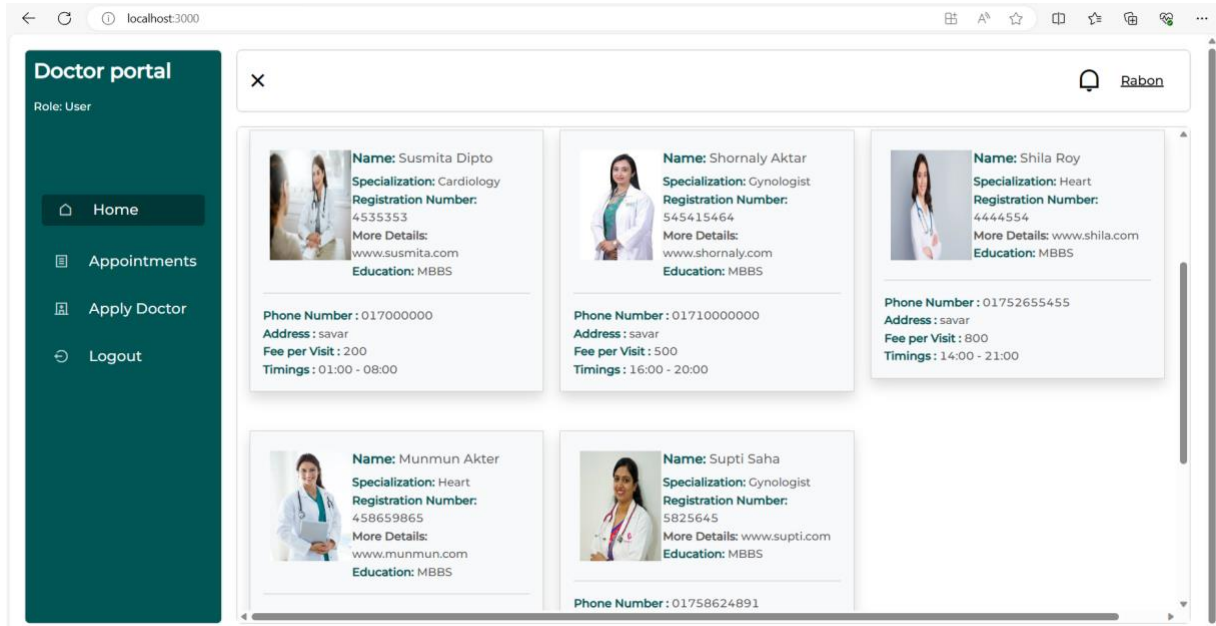


Figure 6.5: List of Doctor

6.6 List of Appointment

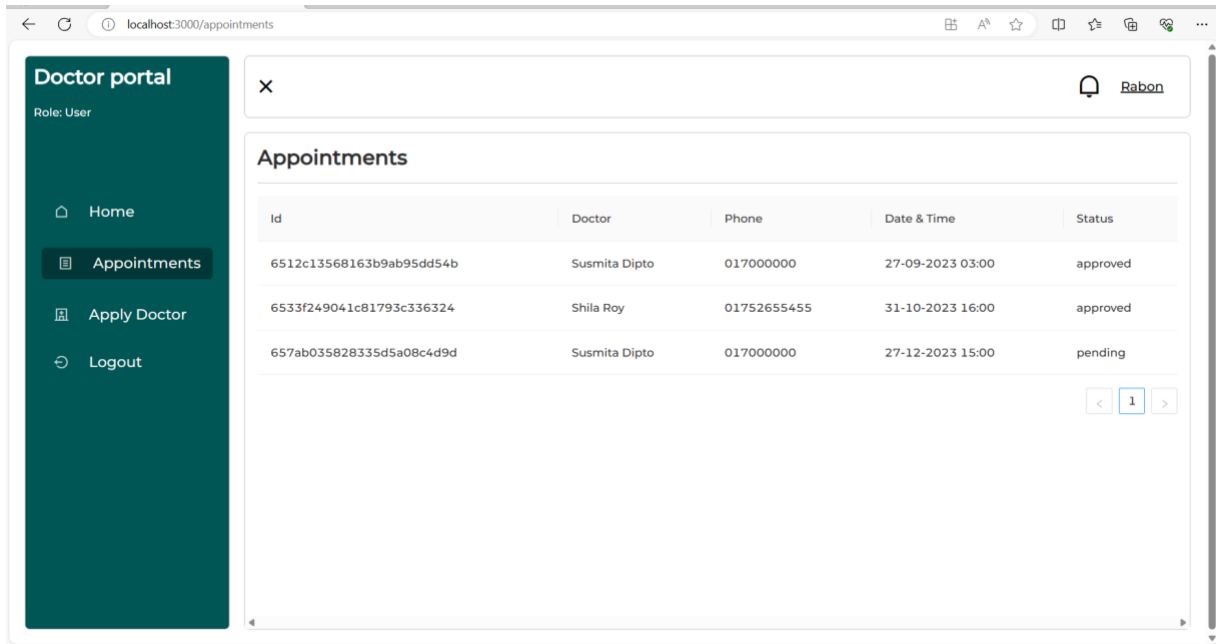


Figure 6.6: List of Appointment

6.7 Apply for Doctor

Doctor portal
Role: User

Home
Appointments
Apply Doctor
Logout

APPLY DOCTOR

Personal Information

* First Name
First Name

* Last Name
Last Name

* Phone Number
Phone Number

* Image URL
Image URL

* Website
Website

* Address
Address

Professional Information

* Specialization
Specialization

* Registration Number
Registration Number

* Last Education
Last Education

* Experience
Experience

* Fee Per Consultation
Fee Per Consultation

* Timings
Start time → End time

SUBMIT

Figure 6.7: Apply for Doctor

6.8 New Appointment

Doctor portal
Role: User

Home
Appointments
Apply Doctor
Logout

123 Anywhere Street, Any City.

Protect yourself,
protect the community.

To book your vaccine, call 1300-123-456

DOCTORS HERE

Name: Susmita Dipto
Specialization: Cardiology
Registration Number: 4535353
More Details: www.susmita.com
Education: MBBS

Phone Number: 017000000
Address: savar
Fee per Visit: 200

Name: Shornaly Aktar
Specialization: Gynologist
Registration Number: 545415464
More Details: www.shornaly.com
Education: MBBS

Phone Number: 0171000000
Address: savar
Fee per Visit: 500

Name: Shila Roy
Specialization: Heart
Registration Number: 4444554
More Details: www.shila.com
Education: MBBS

Phone Number: 01752655455
Address: savar
Fee per Visit: 800
Timings: 14:00 - 21:00

Figure 6.8.1: Select Doctor

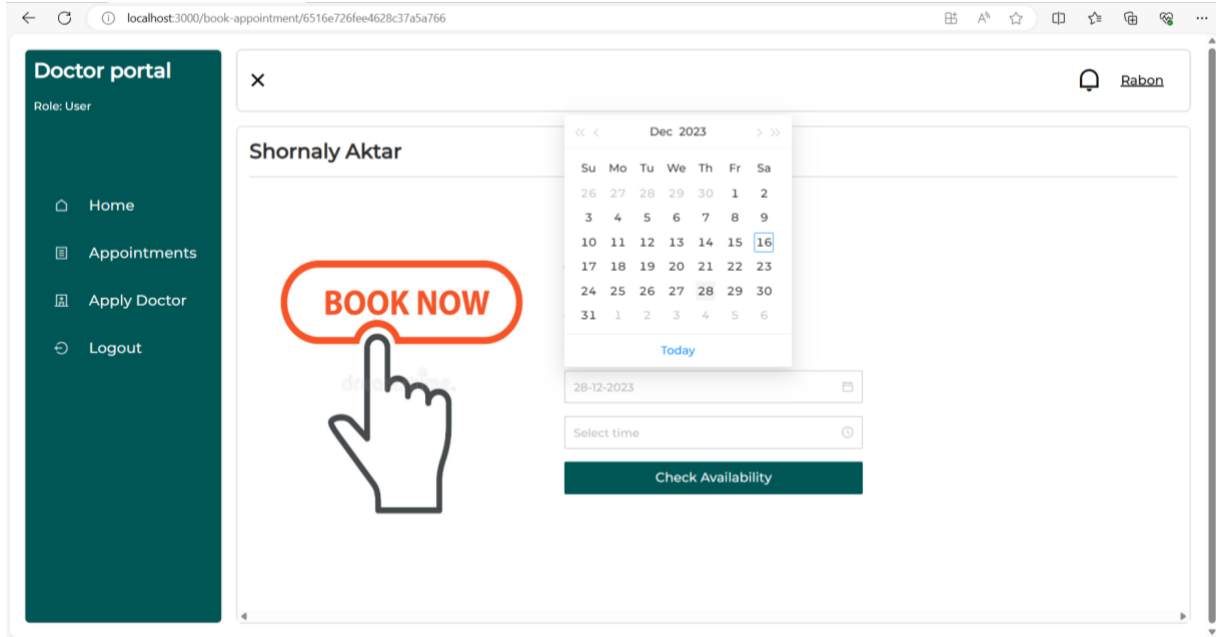


Figure 6.8.2: Select Date

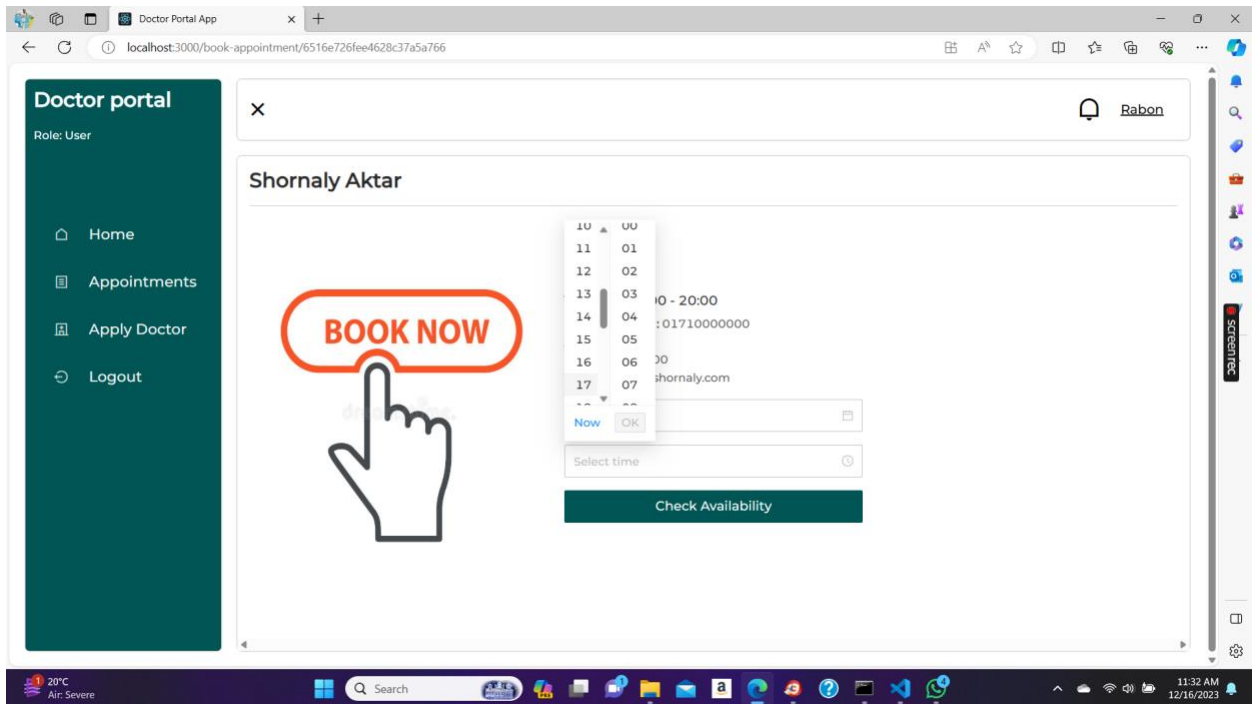


Figure 6.8.3: Select Time

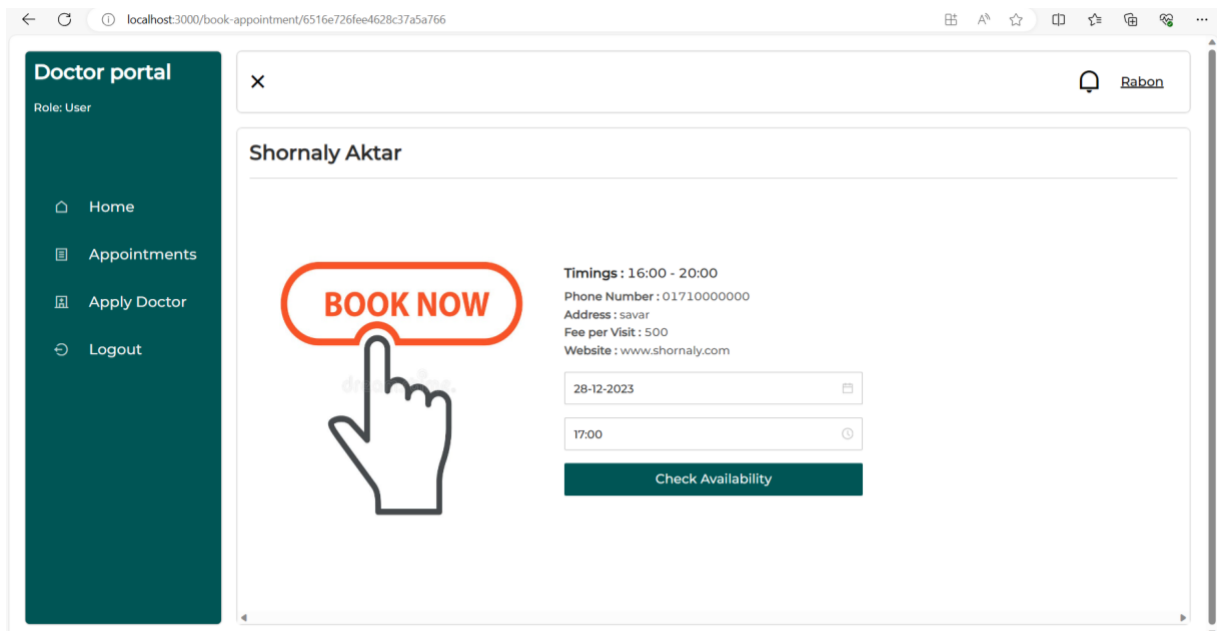


Figure 6.8.4: Check Availability

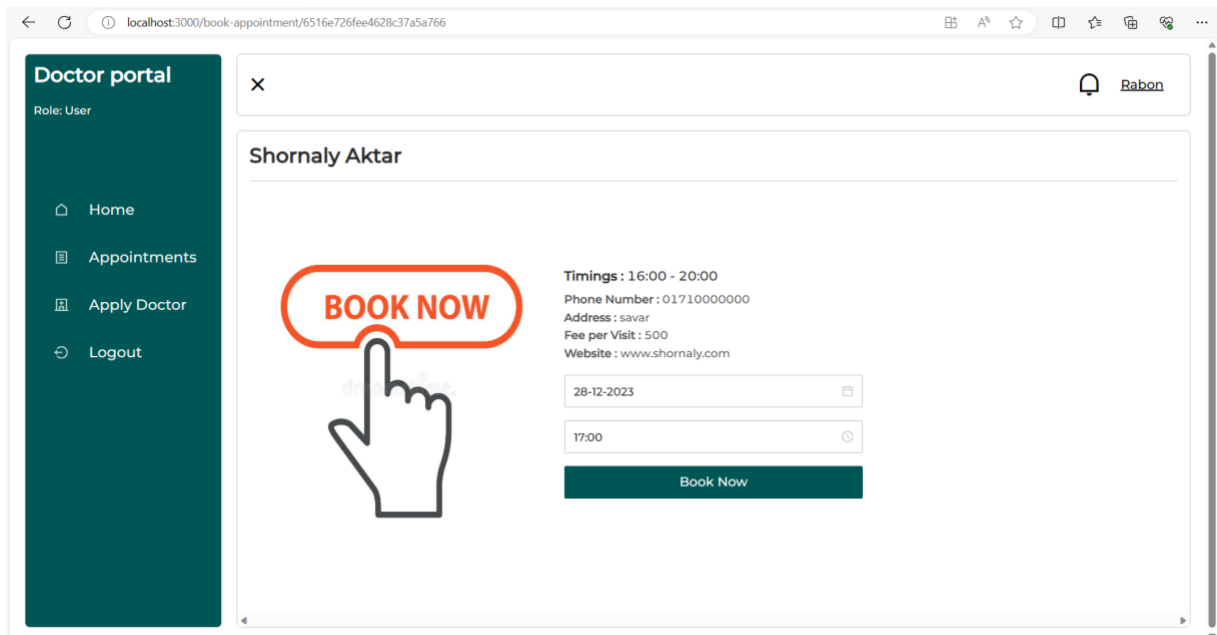


Figure 6.8.5: Book Now

6.9 Doctor Home page

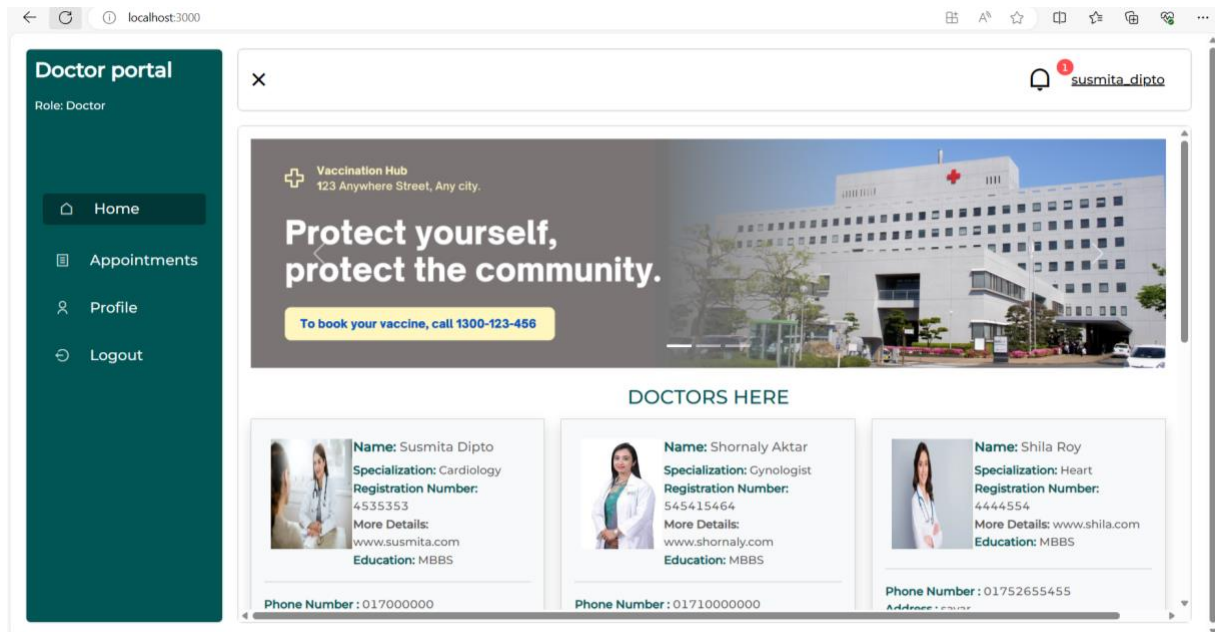


Figure 6.9: Doctor Home page

6.10 Appointment List

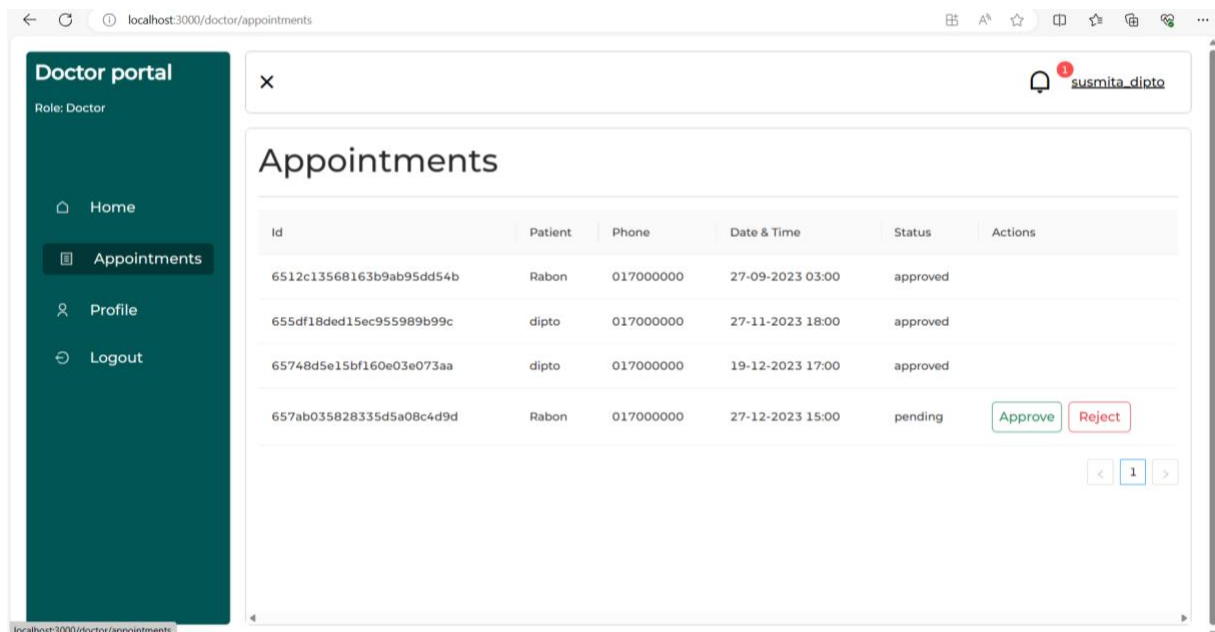


Figure 6.10: Appointment List

6.11 Doctor Profile

Doctor portal
Role: Doctor

Home
Appointments
Profile
Logout

Doctor Profile

Personal Information

First Name: Susmita
Last Name: Dipto
Phone Number: 017000000
Image URL: https://encrypted-tbn0.gstatic.com/images?q=tt
Website: www.susmita.com
Address: savar

Professional Information

Specialization: Cardiology
Registration Number: 4535353
Last Education: MBBS
Experience: 4
Fee Per Consultation: 200
Timings: 01:00 - 08:00

SUBMIT

Figure 6.11: Doctor Profile

6.12 Admin Home page

Doctor portal
Role: Admin

Home
Users
Doctors
Logout

dipto

MEDICAL CLINIC
HEALTH CARE SOLUTIONS
Special Attention For Covid-19

24 Hours Virtual Assistance
Inquiries At Any Time

CONTACT US : +123-456-7890

DOCTORS HERE

Name: Susmita Dipto
Specialization: Cardiology
Registration Number: 4535353
More Details: www.susmita.com
Education: MBBS
Phone Number : 017000000

Name: Shornaly Aktar
Specialization: Gynologist
Registration Number: 545415464
More Details: www.shornaly.com
Education: MBBS
Phone Number : 01710000000

Name: Shila Roy
Specialization: Heart
Registration Number: 4444554
More Details: www.shila.com
Education: MBBS
Phone Number : 01752655455

Figure 6.12: Admin Home page

6.13 User List

Doctor portal
Role: Admin

Home
Users
Doctors
Logout

Users List

Name	Email	Created At	Actions
dipto	dipto@gmail.com	16-12-2023	Block
susmita_dipto	susmita@gmail.com	16-12-2023	Block
Rabon	rabon@gmail.com	16-12-2023	Block
shornaly	shornaly@gmail.com	16-12-2023	Block
munmun	munmun@gmail.com	16-12-2023	Block
Shila	shila@gmail.com	16-12-2023	Block
supti	supti@gmail.com	16-12-2023	Block

Figure 6.13: User List

6.14 Doctor List

Doctor portal
Role: Admin

Home
Users
Doctors
Logout

Doctors List

Name	Phone	Created At	status	Actions
Susmita Dipto	017000000	16-12-2023	approved	Block
Shornaly Aktar	01710000000	16-12-2023	approved	Block
Shila Roy	01752655455	16-12-2023	approved	Block
Munmun Akter	01725624597	16-12-2023	approved	Block
Supti Saha	01758624891	16-12-2023	approved	Block

< 1 >

Figure 6.14: Doctor List

6.15 Logout

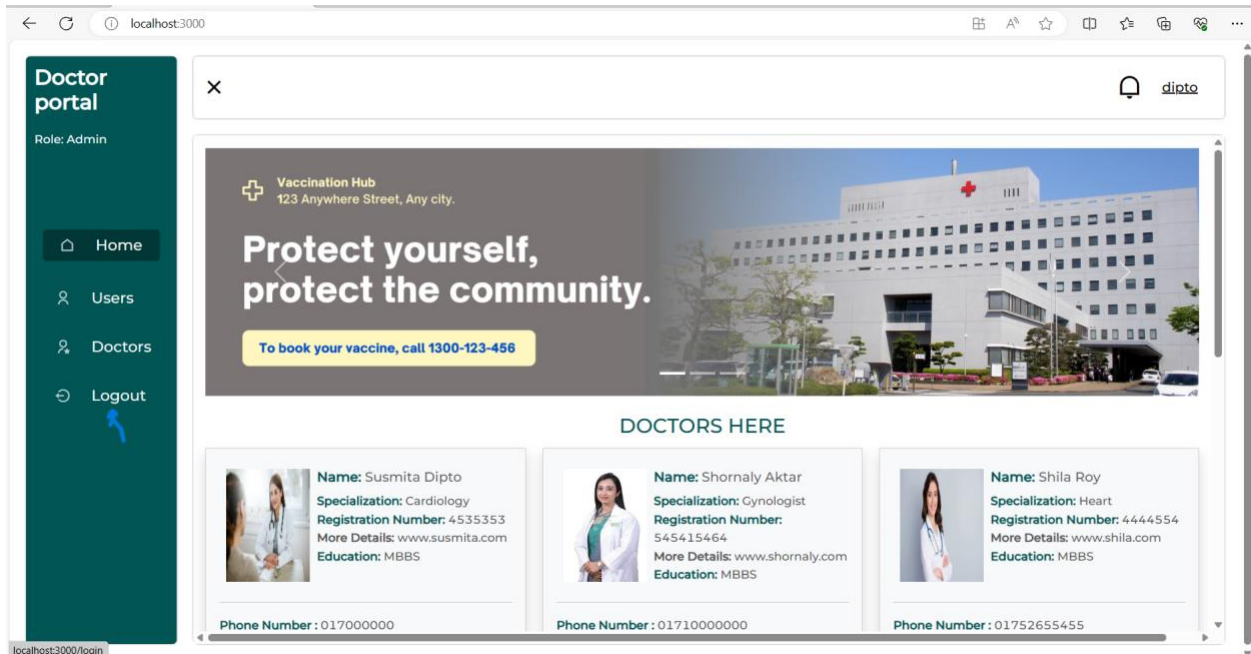


Figure 6.15: Logout

CHAPTER 7: Conclusion

7.1 Project Link

<https://github.com/diptosd/Doctor-Appointment-System/blob/main/Doctor-Appointment-System%20-%20Shortcut.zip>

7.2 Limitations

1. Discussion functionality could not be implemented.
2. The platform is not designed for emergency medical situations.
3. Users may not always find immediate appointments, especially with popular doctors.
4. Risk of unauthorized accessibility.

7.2 Future Scope

A web application project for a doctor appointment system has a very bright future ahead of it, as it can meet the changing demands of the healthcare sector and enable a more effective and patient-centered approach. Advanced features like AI-driven predictive scheduling, individualized health reminders, and real-time availability updates may be included in later versions of this online application. By guaranteeing thorough and accurate medical histories, integration with electronic health record systems may further improve the information flow between patients and healthcare professionals. Furthermore, the platform's reach may be increased by adding telemedicine features that allow for remote patient monitoring and virtual consultations. A web application for doctor appointment services has the potential to become a crucial part of contemporary healthcare as the healthcare industry develops further.

CHAPTER 8: Appendix

8.1 Account Clearance

8.2 Library Clearance

8.3 Plagiarism Report