

**DESIGN AND DEVELOPMENT OF A WEB BASED APPLICATION
NAMED " BLUEBIRD RENT "**

BY

**Nazmul hasan
ID:201-15-3286**

This Report Presented in Partial Fulfillment of the Requirements for the Degree of
Bachelor of Science in Computer Science and Engineering

Supervised By

Mahimul Islam Nadim
Lecturer
Department of CSE
Daffodil International University

Co-Supervised By

Nusrat khan
Lecturer
Department of CSE
Daffodil International University



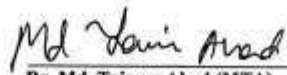
**DAFFODIL INTERNATIONAL UNIVERSITY
DHAKA, BANGLADESH**

26 JANUARY 2024

APPROVAL

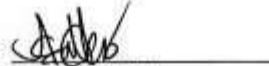
This Project titled "Design and Development of a Web based Application named "Bluebird rent", submitted by Nazmul hasan, ID No:201-15-3286 to the Department of Computer Science and Engineering, Daffodil International University has been accepted as satisfactory for the partial fulfillment of the requirements for the degree of Bachelor of Science in Computer Science and Engineering and approved as to its style and contents. The presentation has been held on 26 January 2024.

BOARD OF EXAMINERS



Dr. Md. Taimur Ahad (MTA)
Associate Professor & Associate Head
Department of CSE
Daffodil International University

Chairman



Abdus Sattar(AS)
Assistant Professor
Department of CSE
Daffodil International University

Internal Examiner



Tapasy Rabeya(TRA)
Senior Lecturer
Department of CSE
Daffodil International University

Internal Examiner



Dr. Md. Sazzadur Rahman (MSR)
Professor
Institute of Information Technology
Jahangirnagar University

External Examiner

©Daffodil International University

DECLARATION

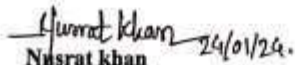
I hereby declare that, this project has been done by me under the supervision of **Mahimul islam Nadim, Lecturer, Department of CSE, Daffodil International University**. I also declare that neither this project nor any part of this project has been submitted elsewhere for award of any degree or diploma.

Supervised by:




Mahimul Islam Nadim
Lecturer
Department of CSE
Daffodil International University

Co-Supervised by:



Nasrat Khan
Lecturer
Department of CSE
Daffodil International University

Submitted by:



Nazmul Hasan
ID:- 201-15-3286
Department of CSE
Daffodil International University

ACKNOWLEDGEMENT

First of all, I want to sincerely thank and praise God Almighty for His divine favour, which made it possible for me to successfully complete both the internship and the final year project.

We really grateful and wish our profound our indebtedness to **Mahimul Islam nadim, Lecturer**, Department of CSE Daffodil International University, Dhaka. Deep Knowledge & keen interest of my supervisor in the field of “web Design and Development” to carry out this project. The completion of this project has been made possible by his unending patience, scholarly direction, ongoing encouragement, constant and energetic supervision, constructive criticism, insightful counsel, reviewing numerous subpar versions, and revising them at every level.

I want to express our sincere gratitude to Mahimul islam Nadim, Nusrat khan, and Dr Sheak Rashed Haider noori, Head, Department of CSE, for their kind assistance in seeing my project rough to completion. I also want to thank the other professors and employees of the CSE department at Daffodil International University.

Lastly, I would want to sincerely thank my parents for their steadfast support and patience.

ABSTRACT

The Bluebird rent Renting Management System is a Web-based platform that simplify the house-renting process. Blubird rent are great resources for Family, bachelor who need house or flat for rent. By using Bluebird rent websites Family, bachelor can find flat or apartment from a variety of locations. The primary objectives of this websites is to reduce owner workload and reduce stress of the renter. Blubird rent offers the management of at poperties, bookings. It has interactive User Interface (UI) and improve the experience of the users. The Bluebird rent Management System Front-End building React.js and the Back-End building MongoDB (Node.js) based server. Now property owners can reduce workload. Using this web application renter can easily search property in their desire location from home and book property tour.

TABLE OF CONTENTS

CONTENTS	PAGE
Approval	i
Declaration	ii
Acknowledgements	iii
Abstract	iv
CHAPTER 1: INTRODUCTION	1-2
1.1 Introduction	1
1.2 Motivation	1
1.3 Objectives	2
1.4 Summary	2
CHAPTER 2: BACKGROUND	3-5
2.1 Overview of the Project	3
2.2 Existing System	3-5
2.6 Contact Us	5
2.7 Challenges	5
CHAPTER 3: REQUIREMENTS SPECIFICATION	6-10
3.1 Requirement planning and management	6
3.2 Purchase requirement	6
3.3 Data Requirement	6

3.4 ProcessRequirement	7
3.5 Requirement Collection	7
3.6 Use case diagram	7
3.7 Description ofUse case diagram	8
3.8 ER diagram	9
3.9 Business ProcessModelDiagram	10

CHAPTER 4: DESIGN SPECIFICATION 11-23

4.1 Design Specification	11
4.2 Front-EndDesign	11
4.3 User Registration design	12
4.4 User Login Design	13
4.5 Admin Login Design	14
4.6 Home Page Design	15
4.7 Properties Page design	16
4.8 About Us page design	17
4.9 Contact Us Page design	18
4.10 Wishlist Page Design	19
4.11 Upload Property Page	20
4.13Admin Panel page	21
13. All Bookings Page	22
14. Registration/Login	23
4.15 Dashboard	23
4.16 Search	23

CHAPTER5:IMPLEMENTATIONANDTESTING. 24-26

1. Test	24
2. Tests List	24
3. Usability Test	24
4. Database Test	25
6. PerformanceTest	25
7. Security Test	26
8. Content Test.	26
CHAPTER6:IMPACTON SOCIETYAND ENVIRONMENT	27-28
6.1 Impact on Society	27
6.1 Impact on Enviornment	28
CHAPTER 7: CONCLUSION & FUTURE SCOPE	29
1. Conclusion	29
2. Future Plan	29
REFERENCES	30
PLAGIARISM REPORT	31

LIST OFFIGURES:

FIGURES	Page No
Figure 2.2.0:Rental home bd.com	4
Figure 2.2.1:bproperty.com	4
Figure 2.2.2:rentals.com	5
Figure 3.6: Use case diagram	7
Figure 3.6: Use case diagram	9
Figure 3.8:Business ProcessModel Diagram	10
Figure 4.3:User Registration design	12
Figure 4.4: User login design	13
Figure 4.5:Admin login design	14
Figure 4.6:Home Page design	15
Figure 4.7: Properties Page Design	16
Figure 4.8: About us Page Design	17
Figure 4.9: Contact us page Design	18
Figure 4.10: Wishlist page Design	19
Figure 4.7.: Upload Property	20
Figure: 4.8: Admin Dashboard	21
Figure: 4.8.1:All Bookings Page	22

REPORT LAYOUT:

Chapter1 : The project's objective, inspiration, introduction, and expected results were all discussed very first.

Chapter2: The background process is shown in this chapter.

Chapter3: Use case modelling and flowchart diagrams are shown in this chapter.

Chapter4: We are aware of the requirements for front-end and back-end design implementation.

Chapter5: The social impact of sustainability on society was discussed in this chapter.

Chapter6: The project's scope and future development possibilities.

CHAPTER 1

INTRODUCTION

1. Introduction

Renting management system (RMS) is an Web application build using React.js to make change as the entire house rent management process. The motto of this project to reduce the workload of house owner with the overall renting management experience. Renting management system offers solution that diverse need of house owners. The web application allows property owners to add property, manage property, delete property, hide property and many more. RMS not only save time but also minimize human errors. By using our user friendly Search bar user can easily find available apartment list in their desire location.

Front-End: React.js, Tailwind css, Daisy UI.

Back-End: Node.js, Express.js.

Database: MongoDB.

1.2 Motivation

My project is web based. We are faced many problems while getting rent as a bachelor or family. Some websites provides flats, rooms or apartments. But we can not find easily our budget friendly rent. It effects more for bachelors. So my plan is to reduce this rental problem for family or bachelors, it make me think that if I could build something to save their valuable time and show their expected house for rent. Then I build a web based project which names is Bluebird rent that's try to reduce rental problem of family or bachelors.

1.3 Objectives

- My websites will solve the problem of getting house rent for both bachelor and family
- It will solve human labour .
- Now renters can book apartment from home rather than going to one house to another house to check available apartments.

1.4 Summary

Now a days finding rent for bachelors and family is a great problem. Maximum time bachelors face this problem like not getting rent as their expectation and budget. Some house owners don't want to pay bachelor rent. Sometimes while changing house we have to face problem for shifting go one house to another house. So my plan is to reduce this problem.

CHAPTER 2

BACKGROUND

1. Overview of the Project

In this chapter, I will talk about my initiative, "Bluebird rent," and contrast it with other initiatives of a similar kind. Despite my best efforts to make it look different, my web application is pretty much the same as every other rental website that exists. It is usually introduced since it is simple for families or single people to rent or reserve a home. Our "Bluebird rent" portal offers tools for quickly searching for a rental flat or house. By searching for the desired location, users of this website can quickly locate their home or flat. If users face any problem then they can contact admin by messaging. In this project, users must sign in to book a flat/house. Without signing in, users can see the details of a flat/house. After login, users can see a dashboard with options, where users can see their apartment bookings, also see their details. Usually, we can say this website is very user-friendly.

2. Existing System

Online, there are a tonne of house-renting options available. The majority of these services are client- and web-based. There are a lot of active or easily accessible websites for renting out real estate online.

Examples of some house-renting websites:

1. Rentalhome BD
2. Bproperty
3. BdTo-Let.Com
4. Rent.com
5. HomeToGo
6. Rents.Com Bd
7. THETOLET

1. Rental Home Bd: - Here example of Rental Home. Bd



Figure2.2.0:Rentalhomebd.com

2. Bproperty: - Here example of Bproperty

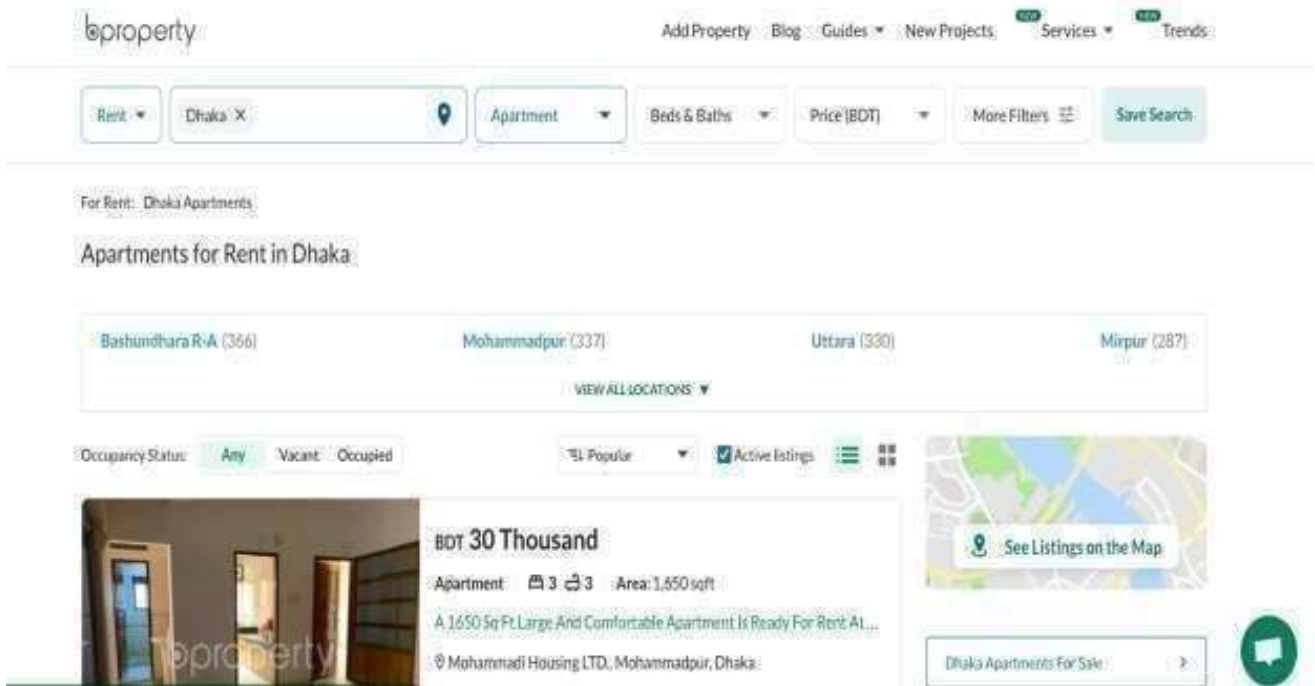


Figure2.2.1:bproperty.com

3. Rentals.Com: - Here is example Rent.Com



Figure2.2.2:rentals.com

6. Contact Us

If user face any problem or any query then user can contact admin by messaging. Just administrators will receive messages.

2.8 Challenges

There are a tonne of websites that talk about this trip. Therefore, being recognised in front of others is my biggest challenge. The most difficult task is winning visitors over to a new website. Inform people about the operation of a system. I also had to deal with a complicated database and several user access problems at once. With God's help, though, I was able to finish the project.

CHAPTER 3

REQUIREMENTS SPECIFICATION

3.1 Requirement Specification

For this application, project planning was the primary prerequisite. You need to understand the lingo used in web development, including Tailwind CSS, React.js, Node.js, and Daisy UI. The term "building blocks" is often used to describe them.. In web development, the three primary tools are HTML, CSS, and JavaScript. The internet marketing framework combines two social media strategies and journeys. A programmer can use multiple frameworks to process the system. It must be demonstrated how an antiquated electronic web-based trip framework functions with features that allow consumers to express their level of happiness. Upon gathering a significant quantity of project-related information, we had to determine each and every requirement for the project's accomplishment.

2. Property adding requirement

- Registration is necessary before adding Property.
- Add property details.
- Description.
- Location
- Rent Information.
- Thumbnail Image.
- Gallery.
- Upload Video
- Available from.
- Property plan

3. Data Requirement

- Once a user creates a profile, they can use it to add, remove, and hide property.
- Admins have the ability to add and remove Property.

4. Process Requirement

- The user needs to wait for the approval of their flat bookings.

5. Requirement Collection

The hardware and software prerequisites for executing this program should be considered first. For this program to function properly, a few hardware and software are to be used.

- Visual Studio Code.
- JavaScript is the language.
- Tailwind CSS for style.
- Using MongoDB as a database.

6. Use case diagram

Every use case consists of three key components:

- Actors: These users interact with the system via remote location.
- System: The system's functional specifications dictate the objective behaviour.
- Goals: These are the goals that users and systems work towards.

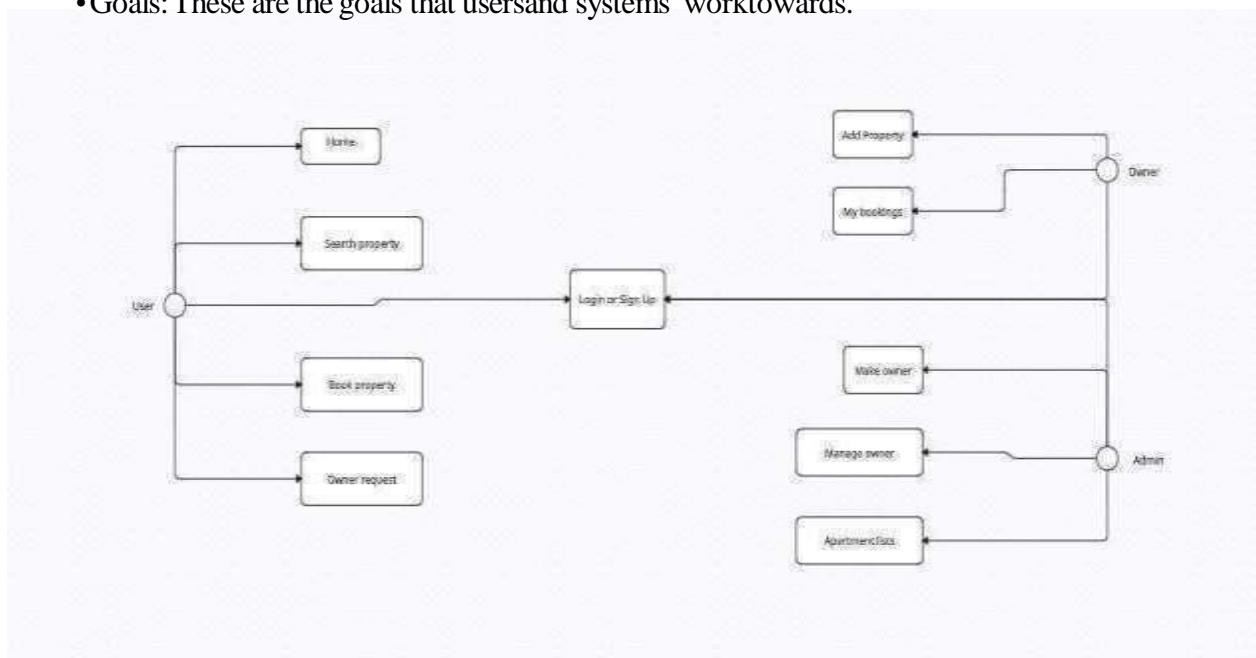


Figure:3.6

7. Description of Use case diagram

Consumer: The consumer has many advantages, such as: -

- Login
- Upload property.
- Book apartment.
- Seeing apartments/flats.

Diagram of Use Case It essentially depicts the user actions within a project. They can easily get online, add property, view apartments, and make reservations.

The user gains a comprehensive understanding of the project and its application through this. It works if the user opens the browser first and types in the locations where they are looking for a flat, flat, etc. Sign in Sign up

1. Admin

Access of admin:

- Adding Property.
- Views All Property
- Delete Property
- Views Admin Property
- See all users
- See Property owners
- Delete property owners
- Confirm/delete owner request

3.7 ER diagram

A particular kind of flowchart called an entity relationship (ER) diagram shows the relationships between "entities"—people, things, or concepts—within a system. Relational database design and debugging is a common use case for ER Diagrams in the domains of software engineering, business information systems, education, and research.

This is ERdiagram.

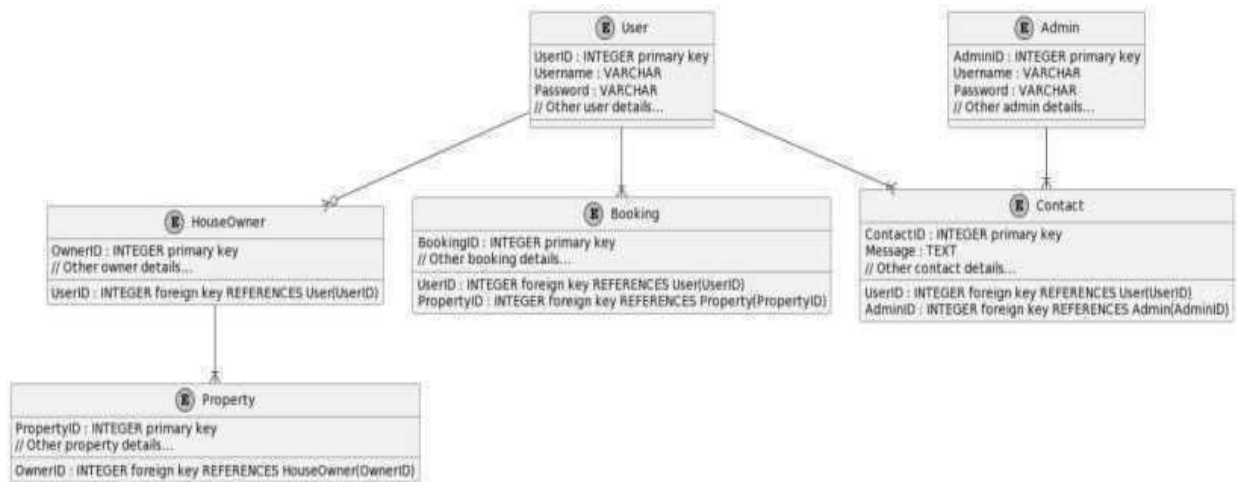


Figure:3.7

3.8 Business Process Model(BPM) Diagram.

A flow chart technique called Business Process Modelling Notation (BPMN) is used to model a business process's steps from beginning to conclusion. An essential component of business process management, it provides a clear visual representation of the steps and information flows that must occur in order to finish a process.

This is the BPM diagram:

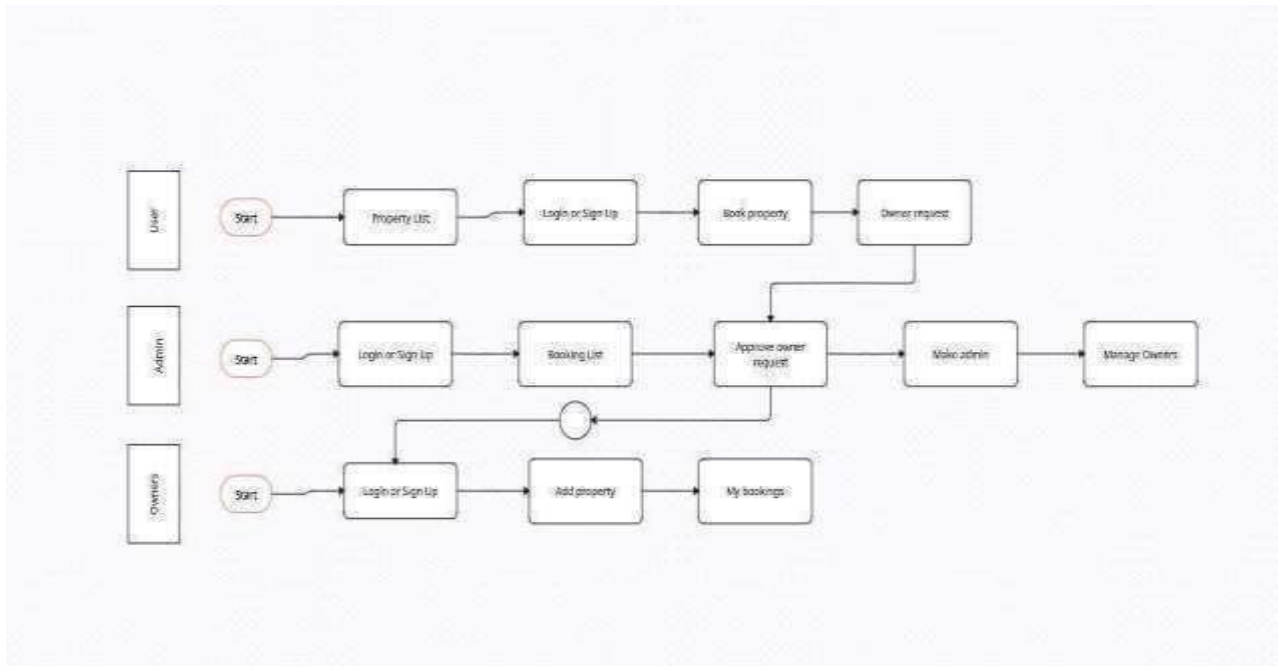


Figure:3.8

CHAPTER 4

DESIGN SPECIFICATION

1. Design Specification

For every type of website, there are two developed components that are needed. front-end and back-end design together.

The front and back ends of a website are coded by separate teams."Front end development" is the term for programming that focuses on the client side, or interactive, parts of a website or application.

On the otherhand, back-end development concentrates onthe server side, orthe part o fa website that is hidden from visitors.

2. Front- end design

The front end of a website refers to anything that users view or interact with. It chooses the basic appearance and feel of an online experience. The visual design and user interface make up the front end's aesthetics and feel. The majority of the technical effort was done on the user interfaces for web languages like JavaScript and CSS.

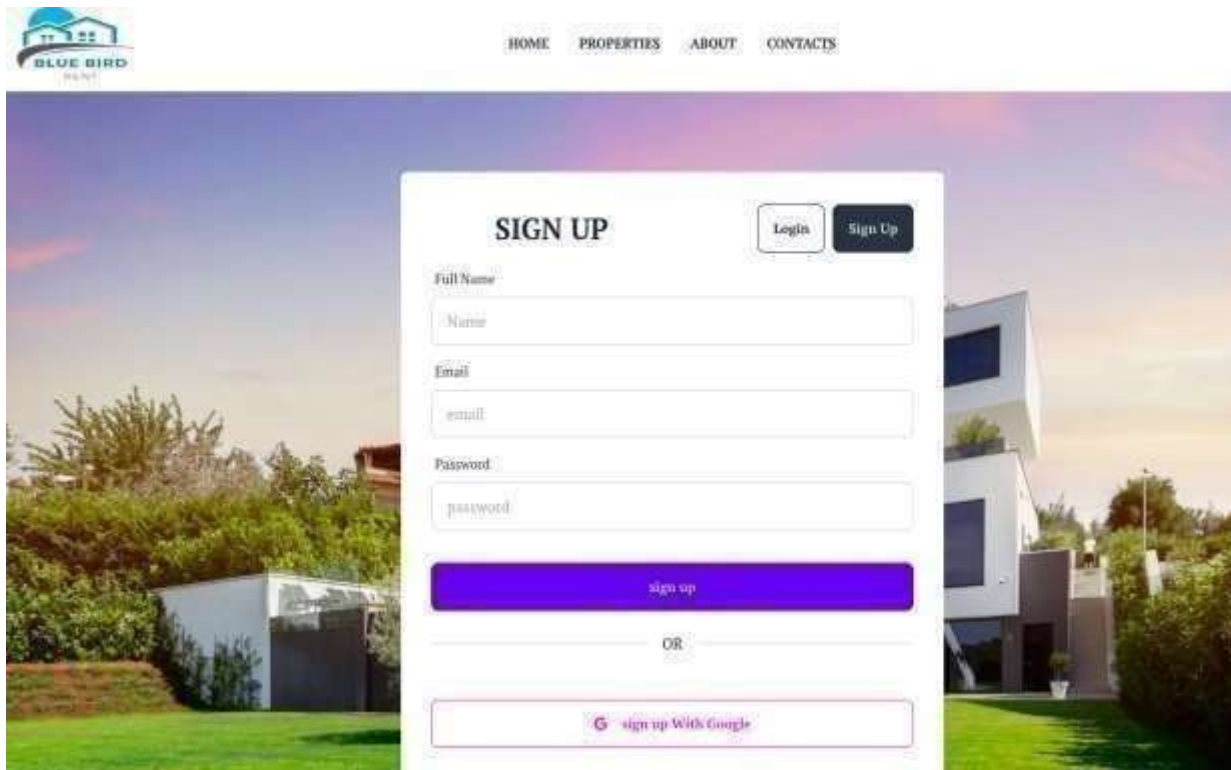
Despite their clear distinctions, the phrases "user interface" and "user experience" are interchangeable and have a big impact on a project's result. UX encompasses the entire process of conception, development, and delivery, while UI is restricted to the intended look and feel of the programme, application, or website. While UI is suitable for travel guides and reservations, UX can be used for other purposes.

Front-End:

- React
- Tailwind CSS
- Daisy UI

4.3 User Registration design

Here, there are sign up option for user. If any user wants to get services from my websites user must be sign up/log in into websites. where user should sign up first to entry to websites. Like a user see just some details of a property ,if user wants to see all details of a property then user must be sign up/ log in into. Without sign up/log in user don't see the all details of property and don't book a house tour. So this section is mandatory for a user.



The image shows a user registration form titled "SIGN UP" overlaid on a background image of a modern house. The form includes the following elements:

- Navigation menu: HOME, PROPERTIES, ABOUT, CONTACTS
- Form title: SIGN UP
- Buttons: Login, Sign Up
- Input fields: Full Name (placeholder: /Name), Email (placeholder: email), Password (placeholder: password)
- Submit button: sign up (blue button)
- Separator: OR
- Social login button: sign up With Google (with Google logo)

Figure:4.3

4.4 User Login Design

Once registered, a user simply needs to log in the websites to get all services. After log in they will get all services from websites. Like see all details of property, Add a property to favourite list, Book a apartment ,give rating a property, see all booking list on dashboard, see users wishlist, add profile photo on user profile.

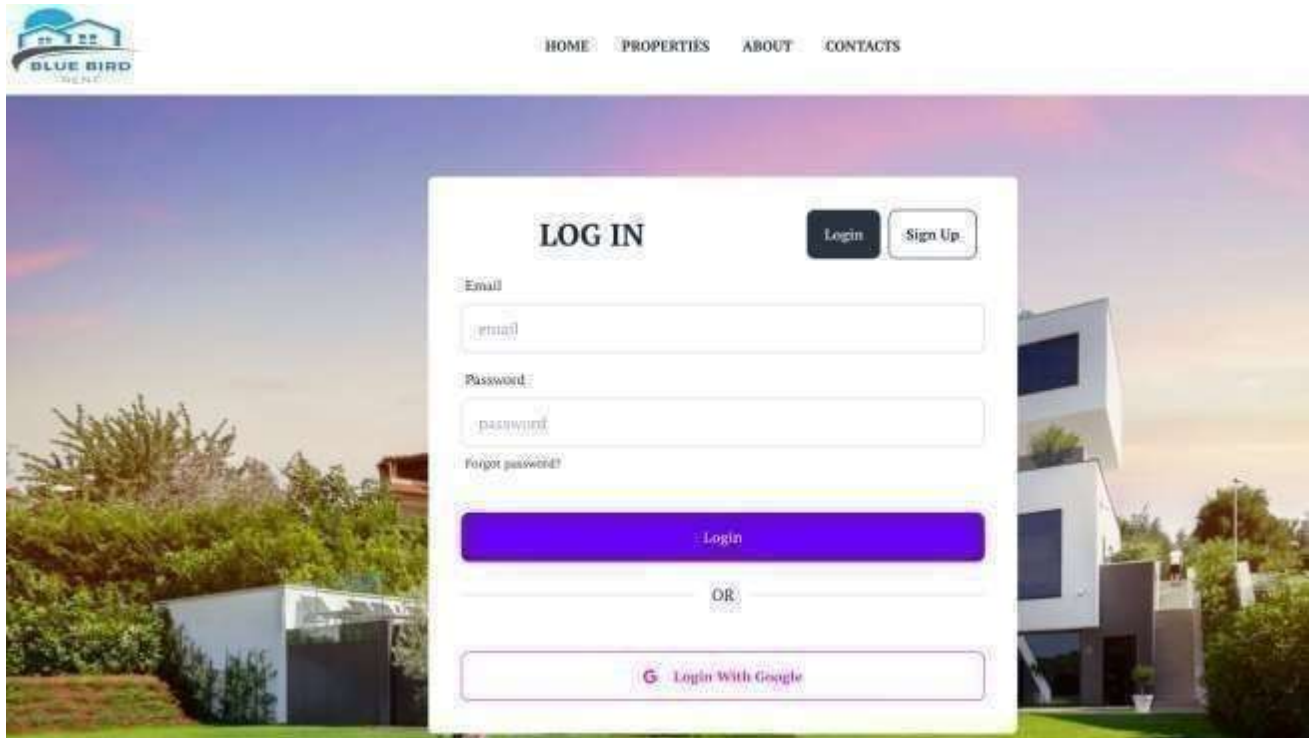


Figure:4.4

4.5 Admin Login Design

In this section admin must log in to get entry on websites. Admin can log in into websites with his google account. After log in admin can see all options in dashboard. Without log in admin also don't see all options of this websites. If admin wants to handle any kind of work then he/she should log in first.

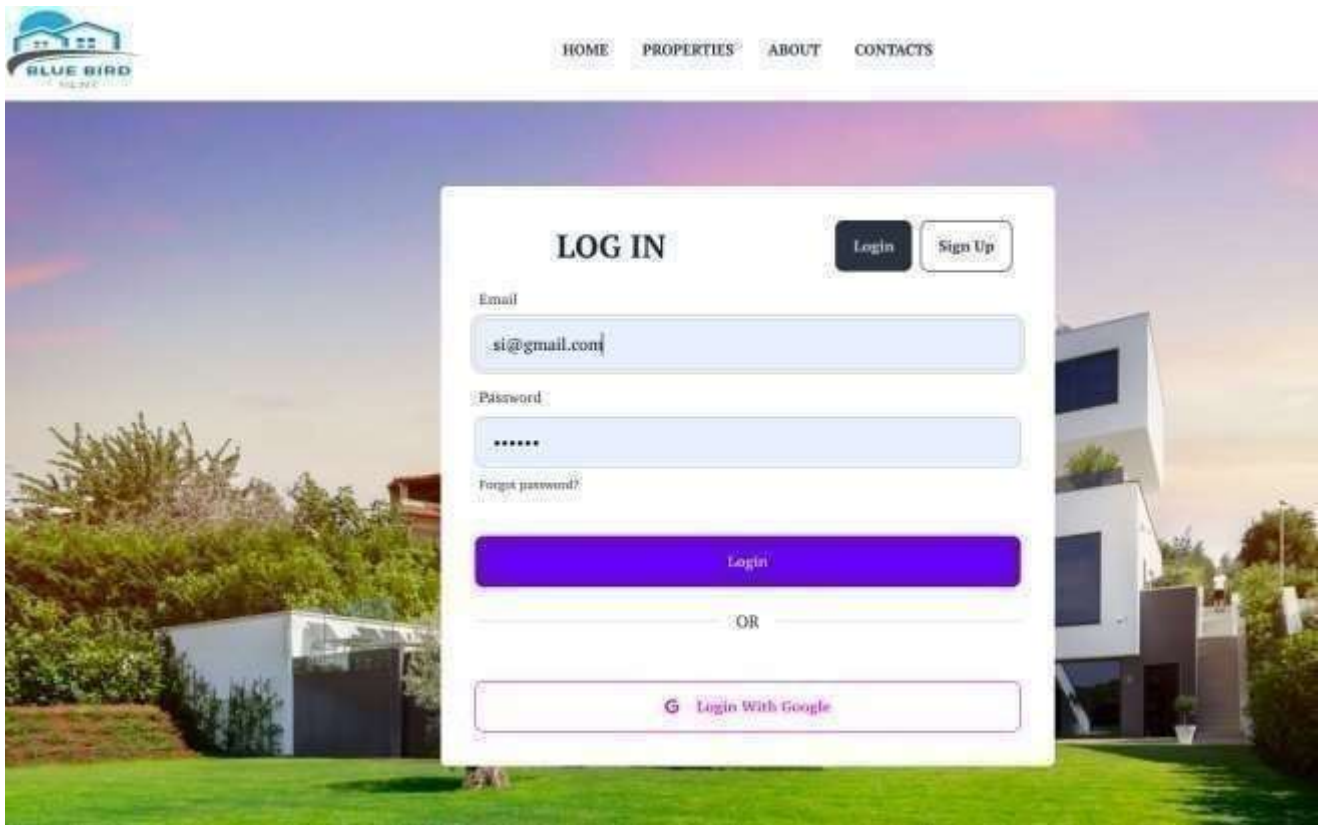


Figure:4.5: Admin log in design

4.6 Home Page Design

This is my websites home page. When Visitors will visit my websites they always see this home page . A picture on banner will be displayed here and also a search button to encourage finding flat in targeted locations. Our most popular apartments and flats will be shown on this page and also latest property will be shown in this home page.After visit home page user all knows our services

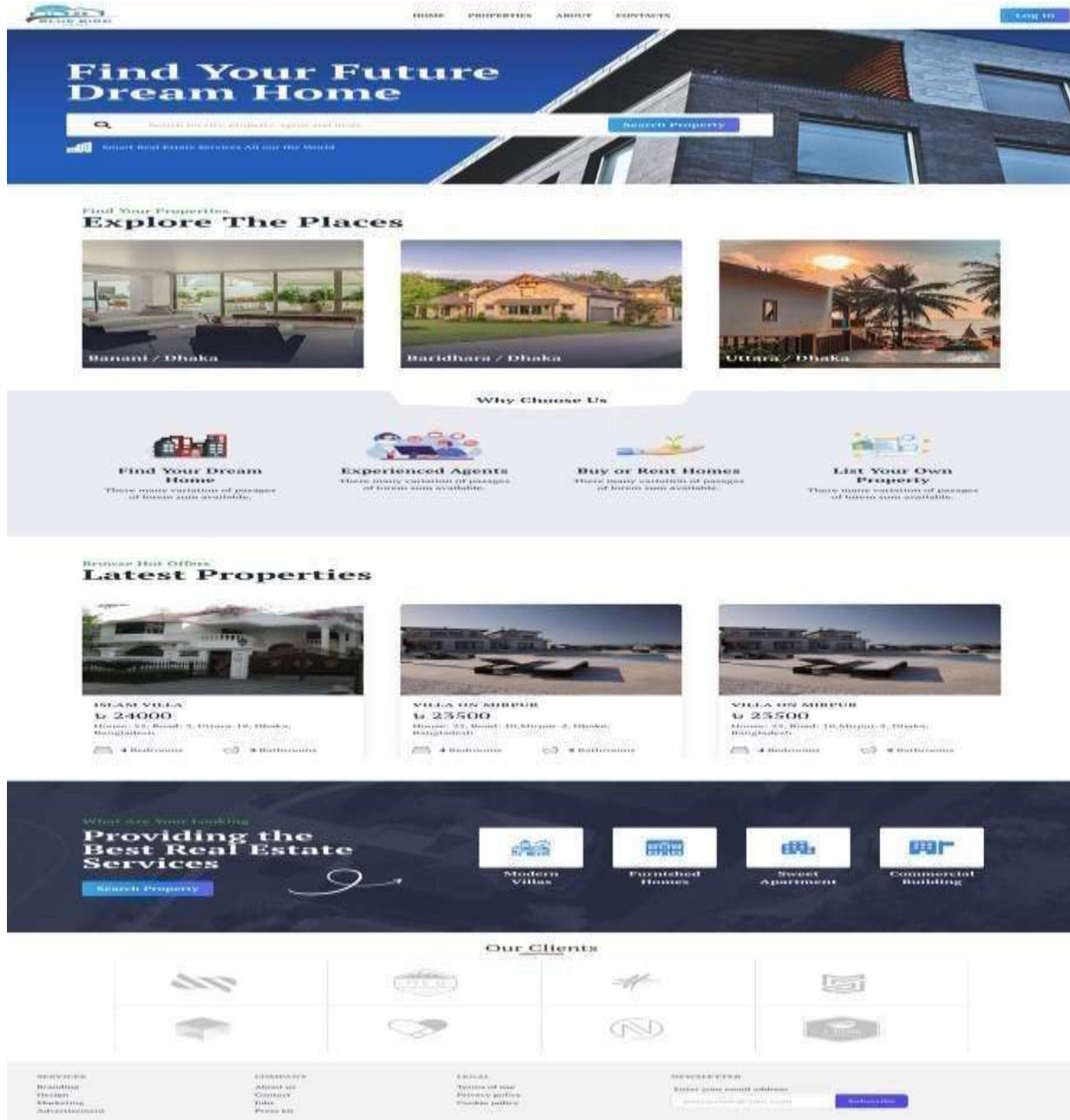


Figure:4.6: Home page design

4.7. Properties Page Design

Here are the properties page of this websites. A user can see this page with login and without log in. A user can see all of our websites properties in this page. If User click on a properties then user see all details of that properties and if user choice that properties then user can book that. There are many properties in this page.

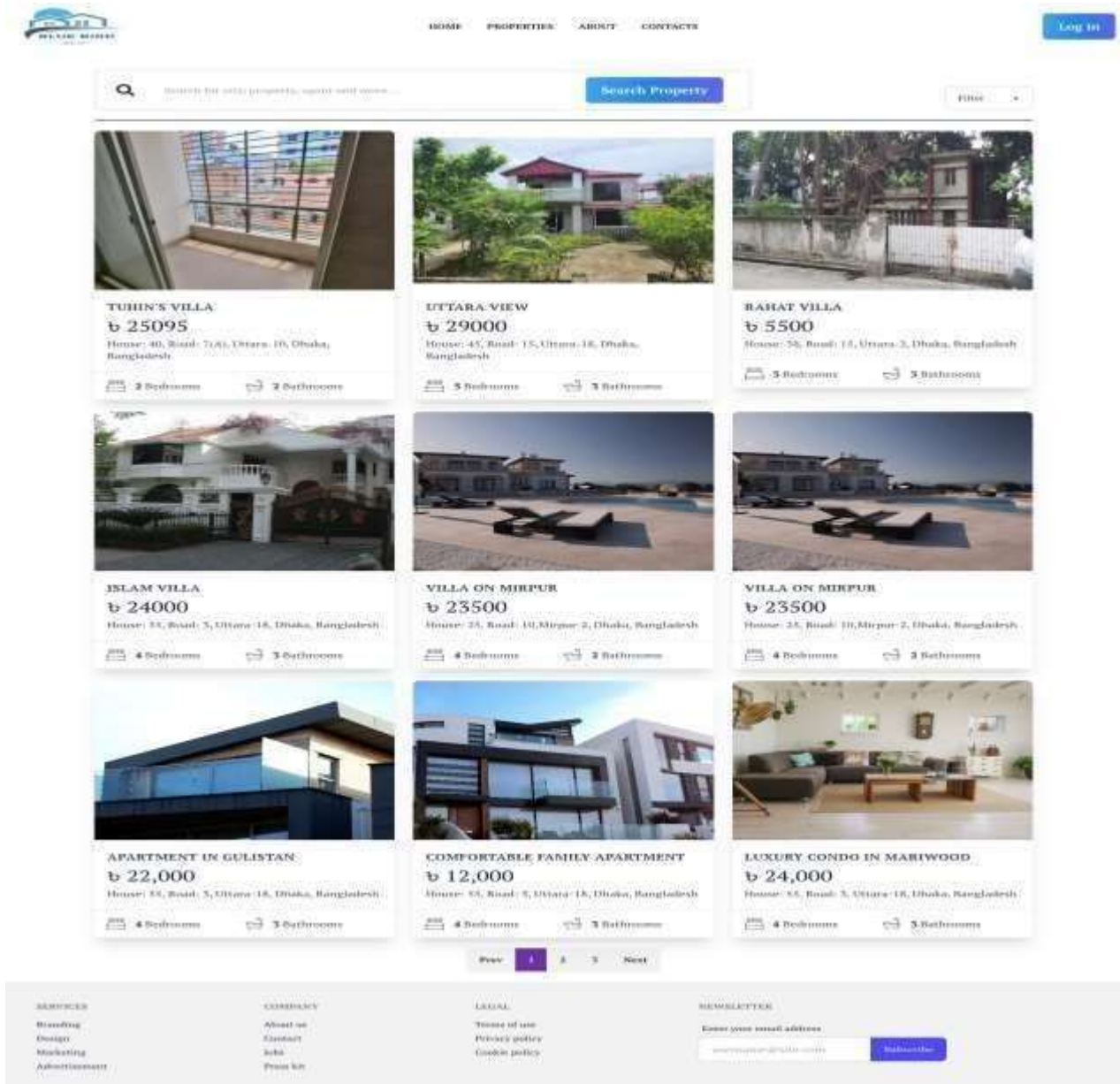


Figure.4.6: Properties page design

4.8. About Us Page Design

Here about us page. In this page user can see all of our services and user can see about our websites. Mainly in this page user can see which services available in our websites.

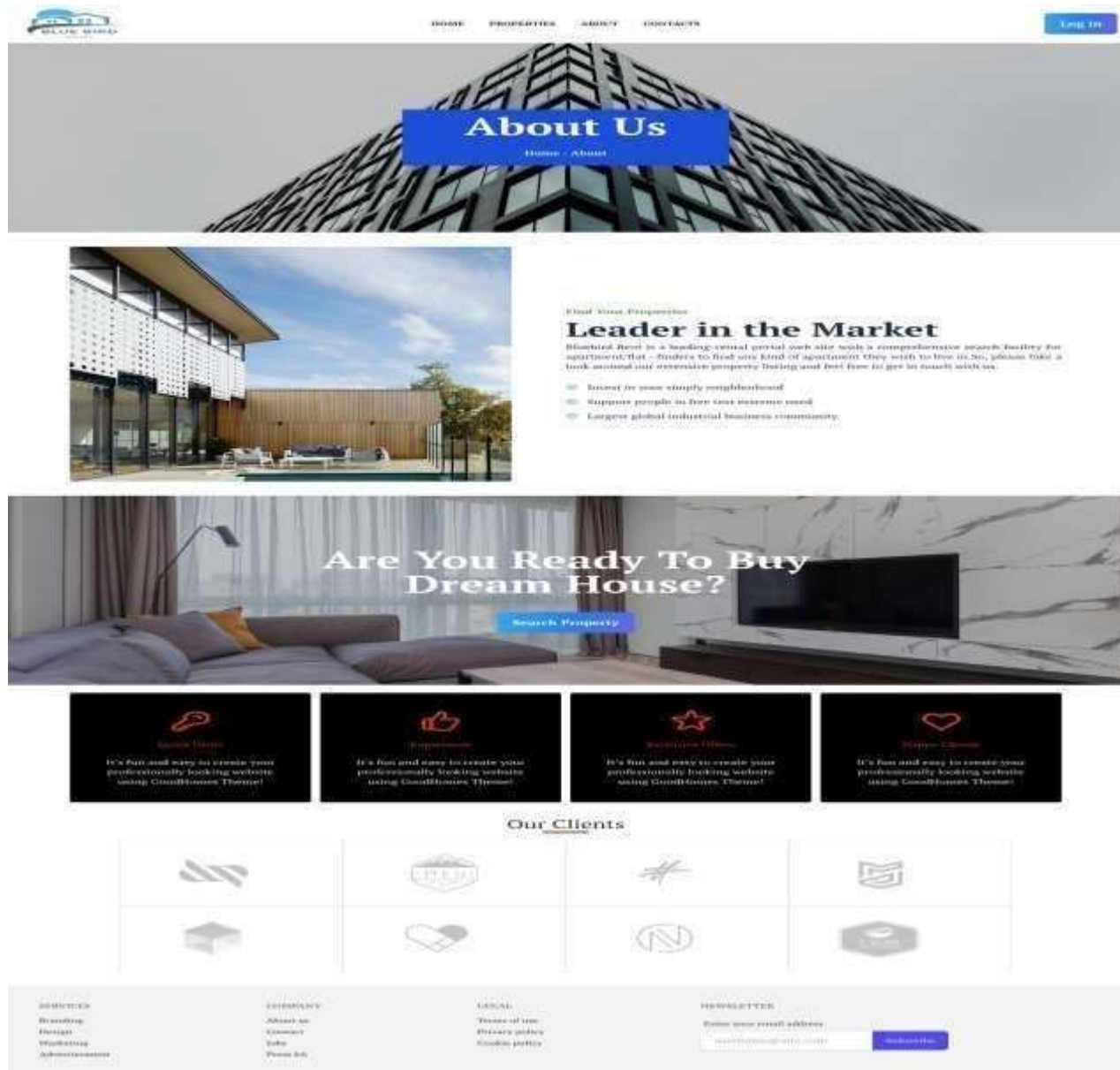


Figure.4.7: About Us page

4.9. Contacts Page Design

Here are Contact page. User can contact admin in this page by massegeing. If any user face any problem or any query then user can contact with admin via this contact page.

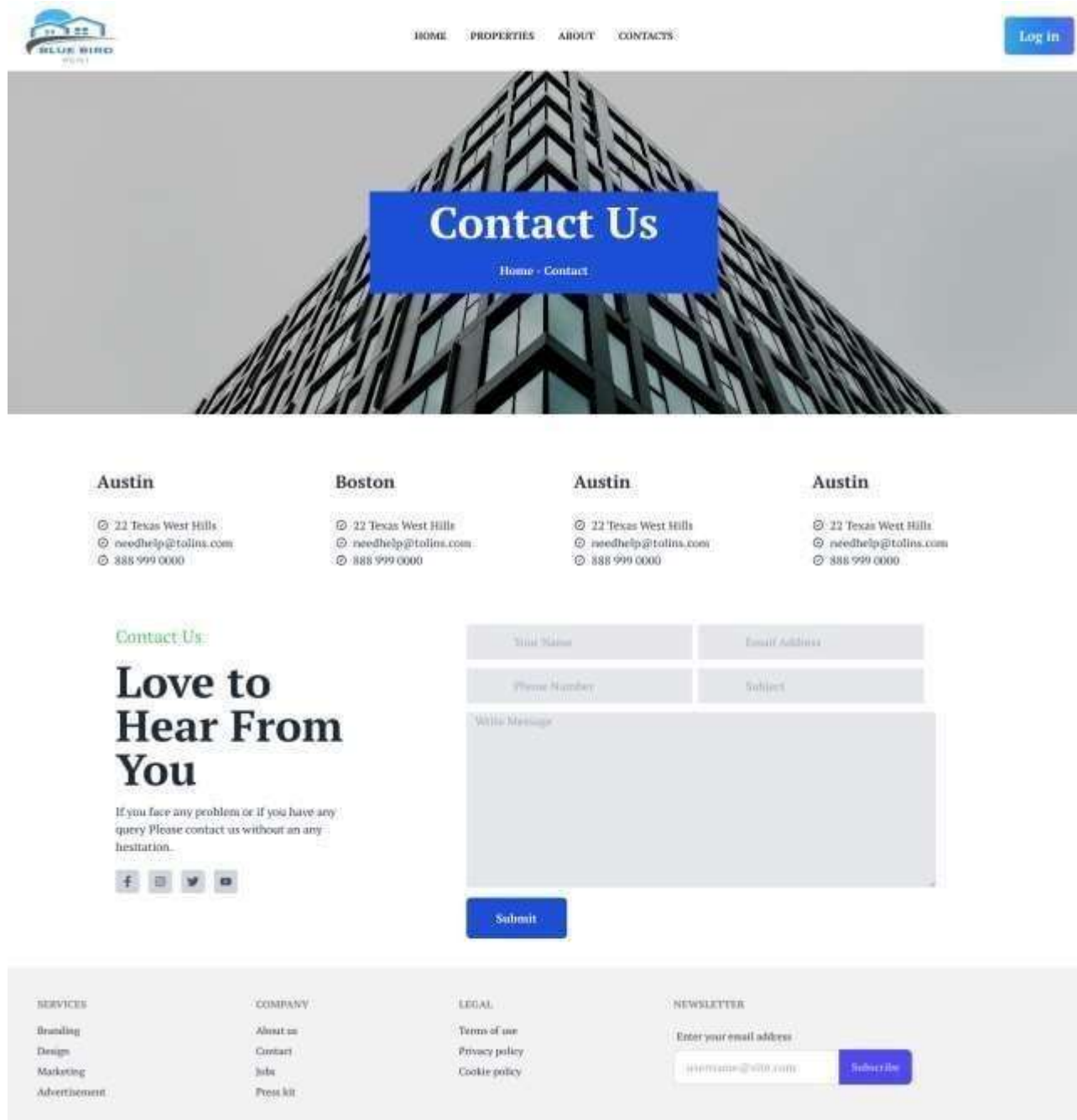


Figure.4.8: Contact page design

4.10. Wishlist Page Design

Here wishlist page. If a user chooses a property then user can add that page in wishlist. Then that property is added in this wishlist page.

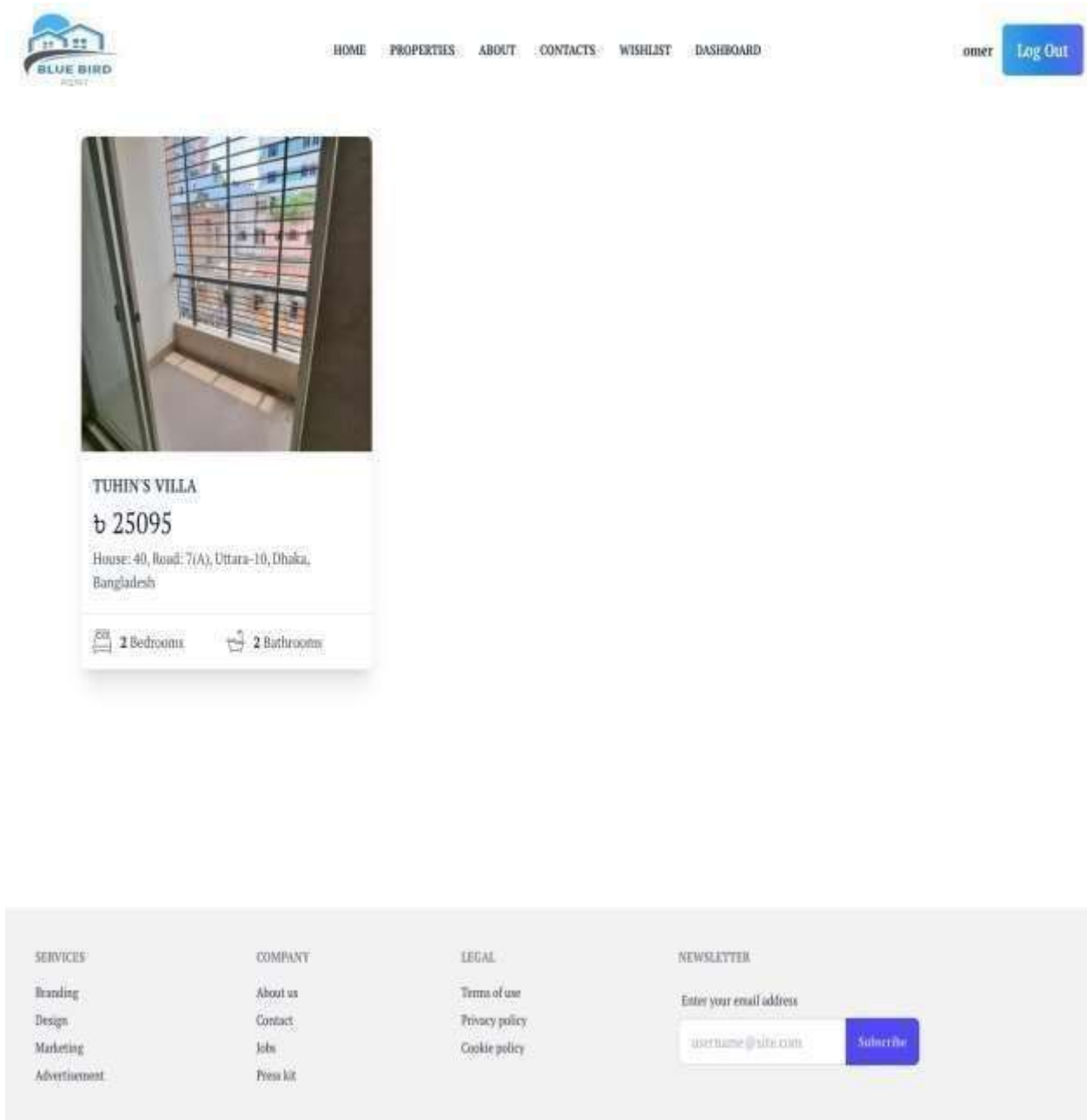


Figure.4.9: Wishlist page design

4.11 Property Upload.

If any house owners want to upload his property to my websites then he/she needs to add his property details. In this section owners must be add all of his property details like house name, house states, Room, bedroom, Bathroom, garage etc. Owners must be add his. Property locations on this sections.

The screenshot shows the 'Add Property' form in an admin panel. The form is titled 'Add Property' and includes a navigation menu at the top with links for HOME, PROPERTIES, ABOUT, CONTACTS, WISHLIST, and DASHBOARD. The user is logged in as 'Nh Siam' and has a 'Log Out' button. The form is divided into several sections:

- Add property details**: This section contains the following fields:
 - House Name**: Text input field with the value 'Villa on Hartford'.
 - House Status**: Dropdown menu with the value 'For Rent'.
 - Room**: Dropdown menu with the value '1'.
 - Bedroom**: Dropdown menu with the value '1'.
 - Bath Room**: Dropdown menu with the value '1'.
 - Garage**: Dropdown menu with the value '1'.
 - House Type**: Dropdown menu with the value 'Family'.
 - Size (Sq Ft)**: Text input field with the value '2500'.
 - Description**: Large text area for entering a description.
- Location**: This section contains the following fields:
 - Area**: Dropdown menu with the value 'Others'.
 - Sector**: Dropdown menu with the value '10'.
 - Road**: Text input field with the value '7(A)'.

Figure:4.7:Upload Property

4.12 AdminPanel

In the admin panel admin can manage all the thing. It can be seen all the statistical values of the website. Asmin can see his bookings section in upper level, then can see his property bookings, admin can see this property also, admin also add a property, admin can see all user, admin can see all. Owners list, admin can see all owners request, admin can see all bookings

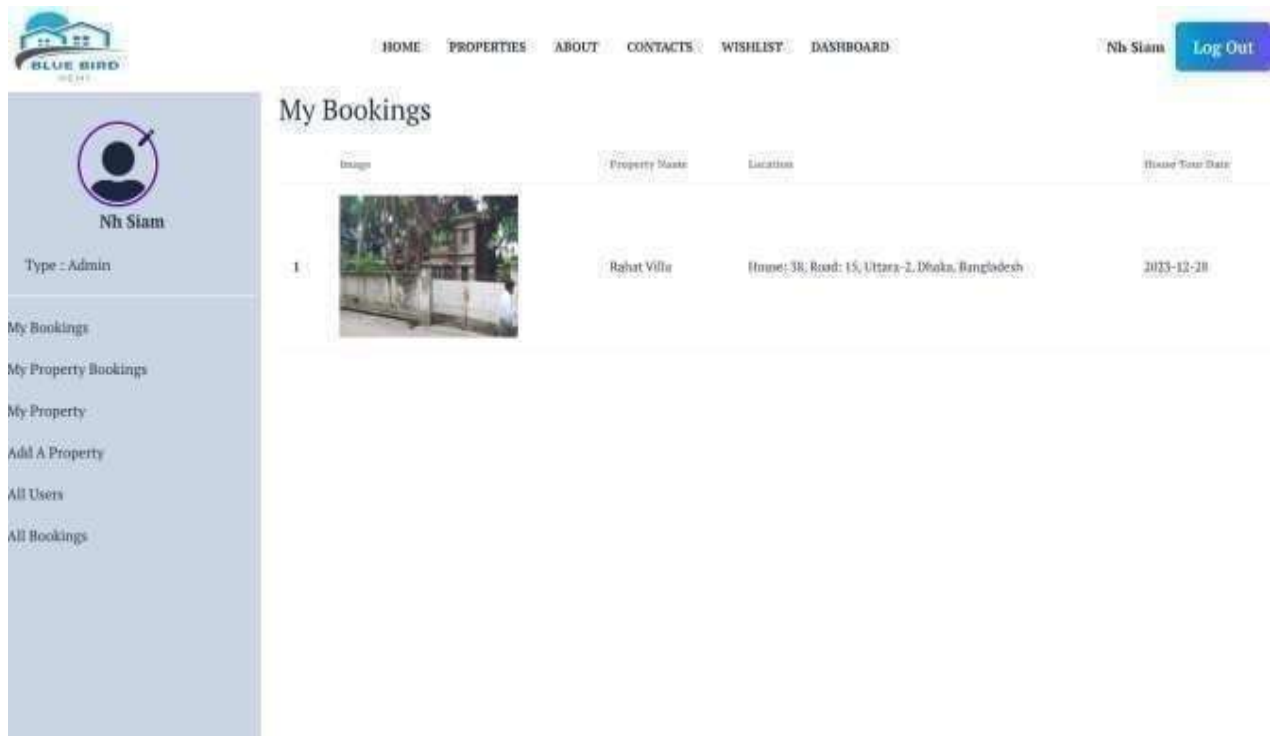


Figure:4.8: Adminpanel

4.13 All Bookings Page:

This is the list of all Bookings in this website:

The screenshot shows a web application interface for 'Nh Slam'. The top navigation bar includes links for HOME, PROPERTIES, ABOUT, CONTACTS, WISHLIST, and DASHBOARD. The user is logged in as 'Nh Slam' with a 'Log Out' button. The left sidebar contains a user profile and navigation options: My Bookings, My Property Bookings, My Property, Add A Property, All Users, and All Bookings. The main content area is titled 'My Bookings' and displays a table of five bookings.

	Image	Property Name	Booking Name	Booking Email	Booking Phone	Booking ID	Home Type Date
1		Bayview Apartment	mahadi hasan	mahadi123@gmail.com	0135671990	2543465767	2024-02-01
2		Rahat Villa	Mé Brayati	brayati.freshopes@gmail.com	01811975828	5112966491	2023-12-15
3		Rahat Villa	Siam Ahamed	abc@gmail.com	6565776878	2343465767	2023-12-28
4		Islam Villa	Mé Ahamed	abc@gmail.com	1114443333	123456	2023-12-25
5		Rahat Villa	Mé Brayati	ra@gmail.com	0197000	456545	2023-12-25

Figure:4.8.1: All Bookings page

14. Registration/ Login

Users are able to sign up and log in here. Users who will access this website fall into two categories: administrators and customers. On this website, users can register, add properties to their personal profiles, and purchase books. The manager of the website will have complete access.

15. Dashboard

After login in as the administrator, the user can see the dashboard of the admin panel. The administrator will be able to access designated tools within the dashboard. As mentioned below:

1. My bookings
2. My PropertyBookings
3. My Property
4. Add a Property
5. All Users
6. All Bookings

16. Search

Consumers can search their target location to find the apartments or flats. The Search option is available on home page on this websites.

CHAPTER 5

IMPLEMENTATION AND TESTING

5.1. Test

I verified that this programme was error-free by testing it. If the programme is functioning well, there shouldn't be any issues; nevertheless, if there are, we need to use specific methods to fix them. Given their respective advantages, automated and human testing methods must be used in tandem while testing a website. While human testing is essential for examining the user experience and finding subjective problems, automated testing is effective for repetitive jobs and regression testing. The methods we employ in the event that mistakes are made are listed below:

5.2 Tests List

- Usability Test.
- Database Test.
- Performance Test.
- Security Test.
- Content Test.

5.3. Testing of Usability

Websites are put through usability tests to check for issues with grammar and navigation. It's also used to evaluate the pass's usability. By seeing actual users interact with the interface, usability testing assesses how easy it is for consumers to utilise a website. Testers gauge content clarity, usability, and general user satisfaction. Common user interactions are recreated through tasks and scenarios in order to find any barriers or misunderstandings. Important information is acquired on the design, operation, and potency of calls to action. The goal is to make sure that the website is easy to use and intuitive, which will increase user happiness and engagement levels. In order to optimise the site's design for a positive user experience, usability testing frequently entails gathering user feedback through questionnaires or interviews.

4. Database Test

Evaluation of a website's database's performance, accuracy, and integrity is known as database testing. Testers make sure that data inputs are handled correctly, validate database operations, and confirm data consistency. Schema validation makes ensuring that the application needs and database structure match. Tests of data migration assess how well information moves between various system components. Performance testing evaluates the scalability and responsiveness of the database under different loads.

Concurrency testing evaluates how well the database manages the simultaneous access and modification of data by numerous users. To find and fix vulnerabilities relating to data access and storage, security testing is essential. Tests for backup and recovery make sure the website can restore data in case of system malfunctions or corrupted data. Tests for compatibility evaluate how well the database works with various setups and platforms.

5. Performance Test

In order to provide the best possible user experience, performance testing assesses a website's performance under various scenarios. In order to avoid bottlenecks, load testing assesses the website's reliability and responsiveness under typical user loads. Stress testing evaluates the website's resilience to high visitor volumes and spots possible weak points. By analysing the website's loading times, speed testing makes sure that pages render quickly and effectively.

Scalability testing verifies the website's capacity to grow by monitoring its performance as the number of users rises. Endurance testing evaluates performance over prolonged periods of time in order to spot any slow downsizing. In order to ensure effective data transfer, throughput testing tracks how quickly transactions are processed on the website.

Performance testing tools, like LoadRunner or Apache JMeter, automate and mimic user interactions to offer thorough insights into the functionality of the website. By maintaining constant and effective performance levels, continuous performance testing helps to solve scalability concerns, maximise resource utilisation, and improve overall customer happiness.

5.6. Security Test

Evaluating the system's defences against potential attacks and weaknesses is the task of security testing for websites. Penetration testing is a technique used by testers to find and take advantage of vulnerabilities in the networks, applications, or infrastructure of websites. Tools for vulnerability scanning are used to find known security flaws and guarantee that they are fixed quickly. In order to maintain safe access control and stop unauthorised users from obtaining privileged access, authentication and authorization procedures are closely examined. In order to reduce the possibility of data breaches, data encryption is checked to ensure that sensitive information is transmitted and stored securely.

5.7. Content Test

The process of content testing guarantees the precision, applicability, and organisation of data on a webpage. Testers confirm that multimedia, text, and picture elements appear accurately and adhere to the planned design. They evaluate the coherence of information on various pages in order to preserve a cohesive user experience. Link validation verifies that all of the website's hyperlinks work properly and take visitors to their intended locations. For a polished presentation, content testing typically includes proofreading for spelling and grammar mistakes. In order to guarantee that content is presented correctly across a range of platforms, including PCs, tablets, and smartphones, responsive design is taken into consideration. Multimedia components, such as pictures and videos, are also checked to make sure they load and playback properly.

CHAPTER 6

IMPACT ON SOCIETY AND ENVIRONMENT

1. Impact on the Society

Bluebird rent has the potential to have both positive and negative effects on the environment. On the plus side, these services make it easier for families and single people to find the perfect apartment or flat. As a result, during transportation, less carbon dioxide is released and less petrol is used. But Bluebird leasing out websites could also be detrimental to the environment. This website might have a detrimental effect on people's ability to communicate. Furthermore, by providing thorough property details, costs, and user ratings, these platforms frequently advance transparency and build confidence in the rental market. Both landlords and tenants may profit from more equitable and competitive pricing as a result of the greater openness. Furthermore, by linking property owners with prospective tenants, Bluebird Rent house rental websites can promote community development by maximising property utilisation. On the down side, the emergence of internet platforms can potentially exacerbate issues with the housing market, namely the possibility of rent increases in high-demand regions. The websites that rent out houses for Bluebird Rent have a wide-ranging impact on society as a whole, affecting community dynamics, accessibility, and openness in the housing market. Ensuring favourable societal results requires striking a balance between addressing potential challenges and convenience. Website rentals have a mixed effect on community integration; although they might foster relationships, frequent turnover may weaken neighbourhood cohesion. These platforms shape demand and affect property values in various places, which affects the dynamics of the housing market. owning trends may be influenced by rental websites, as some people choose long-term rentals over traditional owning. The emergence of house rental platforms has spurred debates and changes in legal and regulatory frameworks pertaining to matters such as fair housing practices, property standards, and tenant rights.

2. Impact on Environment

Bluebird rent has the potential to have both positive and negative effects on the environment. On the plus side, these services make it easier for families and single people to find the perfect apartment or flat. As a result, during transportation, less carbon dioxide is released and less petrol is used. But Bluebird leasing out websites could also be detrimental to the environment. By encouraging paperless transactions, a digital platform helps to cut down on the amount of paper used overall and saves trees by eliminating the need for printed contracts and paperwork. Online resources can assist renters in locating housing that is closer to their place of employment or public transport, which may shorten commutes and cut down on transportation-related carbon emissions. Websites that rent out houses can encourage environmentally responsible living by highlighting homes with features like rainwater collection systems, energy-efficient lighting, and waste minimization. The availability of rental homes in a variety of places can facilitate remote employment, possibly lowering the requirement for long commutes and the environmental damage they cause. The ease of searching and renting apartments online may encourage a culture of overconsumption and frequent moving, which would increase resource use and waste. This is the drawback of Bluebird Rent's negative environmental effects.

CHAPTER 7

CONCLUSION AND FUTURE SCOPE

1. Conclusion

The most valuable resource is time, and since people are so preoccupied with their daily activities these days, they rarely have the time to visit other homes to make reservations for apartments or flats. Additionally, This website help bachelors for searching flat or apartment because most of them are face a lot of problem for renting flats. Basically I make this websites for family and bachelors for reduce their stress to find house,flats or apartments.The advantages of the Bluebird Rent website are evident. It gives everyone the chance to swiftly and simply locate the apartments they're looking for without having to go to a house. Additionally, it can help save money by letting customers compare prices and pick the best deals.

2. Future Plan

The house rental management system is an online application developed with React.js that streamlines and automates the entire rental property procedure. However, there's always room for improvement, as I've mentioned below:

- ❖ **Mobile-first design:** Given the growing popularity of smartphones and tablets, the house rental management system Bluebird Rent will need to be mobile device optimised to offer convenient access to book apartments and other services while on the go.
- ❖ **Online Chat Feature:** In future I will ultimately add a online chat function ,where user can contacts house owners by online chats.

REFERENCES

- 1 Bproperty: <https://www.bproperty.com>, lastaccess on 23-12-2023 at10.00AM
- 2 RentalhomeBD:<https://www.rentalhomebd.com>, lastaccess on 11-02-2023 at 7.30PM
- 3 Rent.com: <https://rents.com.bd/>,lastaccess on 11-02-2023 at8.00PM
- 4 Hometo Go: <https://www.hometogo.com>,access on 11-02-2023at8.10PM
- 5 Rents.comBd:<https://rents.com.bd/>, last access on 02-03-2023at6.30AM
- 6 TheToLet: <https://www.thetolet.com>, lastaccesson 10-9- 2023 at 2 PM
- 7 BdTo-Let:<https://www.bdto-let.com>, last access on 22-12-2023 at 10 PM

PLAGIARISM REPORT

Report

ORIGINALITY REPORT

2%

SIMILARITY INDEX

1%

INTERNET SOURCES

0%

PUBLICATIONS

2%

STUDENT PAPERS

PRIMARY SOURCES

1

Submitted to Southampton Solent University

Student Paper

<1%

2

Submitted to Harrisburg University of Science and Technology

Student Paper

<1%

3

Submitted to Kingston University

Student Paper

<1%

4

Submitted to Universidad TecMilenio

Student Paper

<1%

5

Submitted to Roehampton University

Student Paper

<1%

6

Submitted to King Saud University

Student Paper

<1%

7

Submitted to International School of Prague - CN-152312

Student Paper

<1%

8

dspace.daffodilvarsity.edu.bd:8080

Internet Source

<1%

9

Submitted to Macquarie University

36/37