

**SMART RESUME BUILDER**

**BY**

**UCHAING SING MARMA**

**ID: 173-15-1708**

This Report Presented in Partial Fulfillment of the Requirements for the Degree of  
Bachelor of Science in Computer Science and Engineering

Supervised By

**Mr. Amit Chakraborty**

Assistant Professor

Department of CSE

Daffodil International University

Co-Supervised By

**Dr. S. M. Aminul Haque**

Professor and Associate Head

Department of CSE

Daffodil International University



**DAFFODIL INTERNATIONAL UNIVERSITY**

**DHAKA, BANGLADESH**

**JANUARY, 2024**

## APPROVAL

This Project/internship titled “**Smart Resume Builder**”, submitted by Uchaing Sing Marma, ID No:173-15-1708 to the Department of Computer Science and Engineering, Daffodil International University has been accepted as satisfactory for the partial fulfillment of the requirements for the degree of B.Sc. in Computer Science and Engineering and approved as to its style and contents. The presentation has been held on *date* 26 January, 2024.

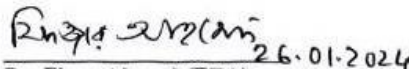


### BOARD OF EXAMINERS


**Chairman**

**Dr. S.M. Aminul Haque (SMAH)**  
**Professor & Associate Head**  
Department of Computer Science and Engineering  
Faculty of Science & Information Technology  
Daffodil International University

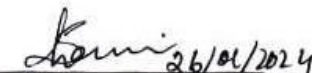
**Internal Examiner**

  
**Dr. Fizar Ahmed (FZA)**  
**Associate Professor**  
Department of Computer Science and Engineering  
Faculty of Science & Information Technology  
Daffodil International University

**Internal Examiner**

  
**Most. Hasna Hena (HH)**  
**Assistant Professor**  
Department of Computer Science and Engineering  
Faculty of Science & Information Technology  
Daffodil International University


**External Examiner**

  
**Dr. Shamim H Ripon (DSR)**  
**Professor**  
Department of Computer Science and Engineering  
Hajee Mohammad Danesh Science & Technology University

## DECLARATION

I hereby declare that; this project has been done by us under the supervision of **Mr. Amit Chakraborty, Assistant Professor, Department of CSE** Daffodil International University. We also declare that neither this project nor any part of this project has been submitted elsewhere for award of any degree or diploma.


**Supervised by:**



---

**Mr. Amit Chakraborty**  
Assistant Professor  
Department of CSE  
Daffodil International University

**Co-supervised by:**



---

**Dr. S. M. Aminul Haque**  
Professor and Associate Head  
Department of CSE  
Daffodil International University

**Submitted by:**



---

**Uchaing Sing Marma**  
ID: 173-15-1708  
Department of CSE  
Daffodil International University

## ACKNOWLEDGEMENT

First and foremost, I sincerely thank God for His extraordinary intervention, which was crucial to the successful completion of my final assignment, and I offer Him the highest respect for it. I would like to express my deep gratitude and admiration for the CSE Department at Daffodil International University in Dhaka, with special gratitude to my project supervisor **Mr. Amit Chakraborty, Assistant Professor**, Department of CSE Daffodil International University in Dhaka, for his invaluable guidance. Without his unrelenting tolerance, professional leadership, constant encouragement, careful supervision, constructive criticism, priceless counsel, thorough evaluation of several versions, and revisions at every stage, this project would not have been feasible.

Additionally, I would like to extend my sincere gratitude to Dr. Sheak Rashed Haider Noori, Professor and Head, Department of CSE, for his kind help to finish our project and also to other faculty member and the staff of CSE department of Daffodil International University.

I want to express my appreciation to all of my Daffodil International University students who helped me put the "Resume Builder" project together and made insightful recommendations. They also actively participated in our conversations while juggling their academic obligations. Finally, with the utmost decency and respect, I must acknowledge and thank my parents for their continuous support and patience.

Finally, I must acknowledge with due respect the constant support and patients of my parents

# TABLE OF CONTENTS

<b>CONTENTS</b>	<b>PAGE</b>
Approval	i
Declaration	ii
Acknowledgement	iii
Abstract	ix
<b>CHAPTER</b>	
<b>CHAPTER 1: INTRODUCTION</b>	<b>1-3</b>
1.0 Introduction	1
1.1 About the system	1
1.2 Purpose	1
1.3 Scope	2
1.4 Project Overview	2-3
<b>CHAPTER 2: PROBLEM DEFINITION</b>	<b>4-9</b>
2.0 Introduction	4
2.1 Problem Statement	4

2.2 Proposed Solution	5
2.3 Existing Solution	6
2.4 Goals of Proposed System	7
2.5 Advantages of Proposed System	8
2.6 Limitations of the Proposed System	8
2.7 Software Requirement Specifications	8
2.8 User Characteristics	9
2.9 Constraints	9
<b>CHAPTER 3: SYSTEM ANALYSIS AND DESIGN</b>	<b>10-29</b>
3.1 Use Case Model	11
3.2 Class Diagram	16
3.3 Database Schema Diagram	22
3.4 Activity Diagram	26
<b>CHAPTER 4: IMPLEMENTATION</b>	<b>30-31</b>
4.1 Introduction	30
4.2 Tools and Technology	31
<b>CHAPTER 5: USER MANUALS</b>	<b>32-36</b>
5.1 Introduction	32

<b>CHAPTER 6: CONCLUSION</b>	<b>37-38</b>
6.1 Good Features of the System	37
6.2 Future Enhancements	38
<b>REFERENCES</b>	<b>39</b>
<b>PLAGIARISM REPORT</b>	<b>40-41</b>

## LIST OF FIGURES

<b>FIGURES</b>	<b>PAGE NO</b>
3.1: Data flow Diagram	11
3.1.1 Use Case Diagram for Authentication Module	12
3.1.2 Use Case Diagram for Form Module	13
3.1.3 Use Case Diagram for Template Module	14
3.1.4 Use Case Diagram for Resume Builder Web App	15
3.2.1 Class Diagram for Authentication Module	17
3.2.2 Class Diagram for Form Module	18
3.2.3 Class Diagram for Template Module	19
3.2.4 Class Diagram for Resume Builder Web App	21
3.3.1 Database Schema Diagram for Authentication Module	22
3.3.2 Database Schema Diagram for Template Module	23
3.3.3 Database Schema Diagram for Form Module	24
3.3.4 Database Schema Diagram for Resume Builder Web App	25
3.4.1 Activity Diagram for Resume Builder Web App	27
3.4.2 ER Diagram for Resume Builder Web App	28
3.4.3 Sequence Diagram for Resume Builder Web App	29
5.1 Registration Page	32
5.2 Login Page	33
5.3 Landing Page	34
5.4 Form Module	35
5.5 Template Module	36



## LIST OF TABLES

<b>TABLES</b>	<b>PAGE NO</b>
Table 1: Comparison between proposed solution and existing solutions	6

## **ABSTRACT**

A software designed to make the process of building a resume for an individual easier is called an online resume builder. The application offers a practical way to create the ideal resume one that actually looks professional. The system is easy to use and minimizes the need to consider your qualifications and create a suitable resume. People frequently make mistakes when writing resumes, especially those who are inexperienced like graduate students. They don't gain a clear understanding of what details and items are required on a resume. Therefore, the system was created to give them a simple method for making a CV that looks professional. This project is easy to use and doesn't need a lot of human involvement. All that needs to be done is fill out a form with questions covering all necessary categories, including traits, interests, abilities, education, and personal questions. Users' responses are saved, and the system automatically creates a well-organized resume. Users can create resumes in any filetype and format.

# CHAPTER 1

## INTRODUCTION

### 1.0 Introduction

The project, named "Resume Builder Web Application," is a web-based application designed to manage personal, professional, and educational data for both new hires and seasoned employees of Noble Organization.

### 1.1 About the system

More often than not, a resume serves as the initial point of contact between a potential employer and yourself. So, how would you like to be recalled? unkempt and crinkled. tidy and well-organized. Prolonged and dull. Accurate and captivating. Businesses are too busy to interview every candidate who expresses interest in a position. There wouldn't be a business to work for if they did. They go through an elimination process. That is an accurate resume.

In most cases, a job applicant who wishes to apply online must include an email attachment containing their resume. Employers can view users' resumes in a more professional manner and in common resume formats thanks to the Online Resume Building System. A job seeker only needs to provide the URL of their resume in emails in order for employers to read and download it online. This eliminates the requirement for the resume to be attached to every communication.

### 1.2 Purpose

The goal of the online resume builder is to give users the ability to customize their resumes to fit their needs.

- Making online resume
- Personalizing the details and appearance.
- Maintaining a record of the users resume.

### 1.3 Scope

The usage of the online resume builder can be tailored to the needs of the users. Clients can add themes and characteristics to their resumes to make them unique. Since the system gives customers just what they want, it is difficult for competitors to match the offerings.

### 1.4 Project Overview

The "Resume Builder Web Application" project, which is intended for Noble Organizations, was created with the help of the users in order to provide accurate and precise information on the various resume formats, educational background, personal information, and job application details, among other things.

#### 1.4.1 Features:

- **Admin login:** The person who enters updates and manages the system is the admin.

**User login:** Users must register in order to establish an account within the system. After that, they can access services by logging onto the system.

- **Resume templates:** The system includes a variety of resume formats for candidates with varied backgrounds, including experienced and novice ones. Additionally, based on the type of degree one possesses.

**Resume form:** After choosing a format, users will be prompted to fill out an online form.

Questions on academics, personal life, interests, hobbies, skills, courses, experience, and other topics are included in the form.

**Resume builder:** After a form is submitted, the system saves the data and quickly creates a resume in the format of your choice.

- **Resume types:** Current users use this module to print resumes in the format provided.

## **CHAPTER 2**

### **PROBLEM DEFINITION**

#### **2.0 Introduction**

Computer science graduates in our nation claim that there are no jobs available in Bangladesh, while recruiters who work for software companies claim that they are having trouble locating qualified applicants with the necessary skills. These days, this is a widespread issue in our nation. I frequently observe in various job groups on Facebook and LinkedIn that job seekers frequently post things like this: they use ridiculous email addresses, forget to include contact information, make spelling and grammar errors, are ignorant of font size, use multiple fonts with different colors, They use false information and excessive amounts of personal data, are ignorant of photo format, fail to disclose experience or abilities relevant to the job, are ignorant of job duties and the company's background, etc.

The biggest error made by most applicants is stealing a résumé from another person. The resume serves as a communication link between recruiters and job seekers. Because of this, individuals frequently do not receive an invitation for an interview and instead are rejected during the resume filtering stage. In order to make it simple for everyone to generate the ideal CV for any job opportunity, I want to develop a web application.

#### **2.1 Problem Statement**

Thus, the issues raised by the scenario above are as follows:

- Applicants lack knowledge regarding resume formats.
- Their email address is not professional.
- No contact details are provided.
- They make spelling and grammar errors on resumes.
- They employ a variety of colors and typefaces.
- Have no idea what font size is.
- Withhold facts about experience or skills relevant to the job.

- Lack of knowledge regarding picture formats.
- They make use of false information.
- Unaware of the later cover.
- They make excessive use of private data.
- They are ignorant of the company's background and work duties.
- They don't emphasize rewards, certifications, or training.
- They employ poor objectives and don't use action verbs in summary.
- Applying for jobs with the same resume on several occasions.
- They plagiarize the content of resumes.
- Therefore, the scene above can be used to identify these typical issues.

## **2.2 Proposed Solution**

The system is designed to make it simple to create a résumé that looks professional. Users only need to complete a form with questions covering all necessary areas, including traits, interests, abilities, education, and personal questions. Additionally, there are recommendation spots where people can offer helpful advice. Users' responses are saved, and the system automatically creates a well-organized resume. Users can select any kind of resume template.

### **2.2.1. Features**

The features of this project are below:

- Login / Registration
- Resume Templates
- Resume From
- Resume Builder
- Export Functionality

## 2.3 Existing Solution

Numerous websites offer resume building services that are either free, freemium, or premium.

- Novo Resume
- CV Maker
- Enhance CV
- My Perfect Resume
- Resume.com
- Resume Genius
- Visual CV

The comparison between proposed solution and existing solutions are given in the table 1.

TABLE 1: COMPARISON BETWEEN PROPOSED SOLUTION AND EXISTING SOLUTIONS

Proposed Solution	Existing Solution
Every template is customized for a particular department or job role.	Numerous templates exist, but none of them are tailored to certain work roles.
Every template is unique and professionally designed, and they are all free.	Professional templates cost money, although some are available for free.
Utilize cover letter templates as well.	None of them have a template for a cover letter.
Every field also has recommendation points where users can provide helpful advice.	A premium edition of certain websites offers these advantages.
I'm currently working on a project for IT professionals that will specifically assist this user. People in other sectors will benefit in the future.	Since those services don't target users, anyone can create a CV that doesn't meet the requirements of the position.
There are numerous fonts and colors available for usage in every template.	Not every website has these functions. The template only has a fixed front or color.



## 2.4 Goals of Proposed System

- **The intended method of operation:** The system will operate in an ordered and well-planned manner. The appropriate storage of the data in data stores will facilitate both the storing and retrieval of information.
- **Accuracy:** The suggested system will have a higher degree of accuracy. Every operation would be carried out accurately, and it guarantees the accuracy of any information derived from the system.
- **Reliability:** For the reasons mentioned above, the suggested system will have a high level of reliability. Since there would now be adequate information storage, the system's reliability would grow.
- **No redundancy:** The suggested system would take great care to ensure that no data is duplicated, whether it be in storage or elsewhere. This would guarantee consistent data storage and economical use of storage capacity.
- **Fast and Efficient Information Retrieval:** The primary goal of the suggested system is to enable fast and effective information retrieval. Any kind of information would be at the user's disposal anytime needed.
- **Instantaneous information storage:** It can be difficult to store and update a lot of data in a manual method.
- **Simple to use:** The interface should be simple to use and intuitive enough for a novice user to grasp.

## **2.5 Advantages of Proposed System**

- Gives people access to instant resumes.
- Users can select a resume format based on their preferences and qualifications.
- Makes resume creation and thought processes less laborious, and users will find it more convenient.
- The technology saves time and lowers human labor.
- It is inexpensive and offers rapid access.

## **2.6 Limitations of the Proposed System**

- An internet connection is necessary.
- Users occasionally want personalized resumes, which the system is unable to provide.

## **2.7 Software Requirement Specifications**

### **Software Requirements:**

- Windows 7 and above
- Chrome Browser, Mozilla Firefox or any web browser

### **Hardware Components:**

- Processor – i3
- Hard Disk – 2 GB
- Memory – 1GB RAM

### **Technology Stack:**

- Language: JavaScript
- Framework: React.js, Bootstrap
- Hosting: Firebase
- Tools: Git

## **2.8 User Characteristics**

It is essential for every user to be at ease when using a computer.

- Resume writing expertise is required by the user.
- The user's command of the English language is also required.

## **2.9 Constraints**

- Only English is available for application.
- The user's identity is verified by their login and password.

## CHAPTER 3

### SYSTEM ANALYSIS AND DESIGN

There are three different kinds of users in this system. Admin, Consumer, and Viewer are the users.

- **Admin:** The administrator will oversee the entire application processing process, review and approve all user reports, update the system, manage users, and generate and oversee resume templates.
- **Customer:** Our primary user is the consumer. They are able to sign up and access the system. Make changes to or handle their profile. Choose a resume template, then edit the information. Their resume is available for download.
- **Viewer:** Another crucial user is the viewer. They have access to view and search templates.

### 3.1 Use Case Model

The Use Case Model is an approach that combines text and images to enhance the comprehension of requirements. A use case model outlines how everything external to the system interacts with it in order to define the entire functioning of the system. The figure 3.1 shows the Data flow Diagram related to this application.

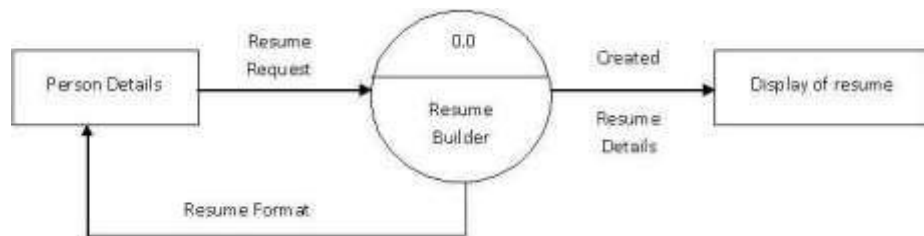


Figure 3.1: Data flow Diagram

**Description:** This project is an internet application that oversees an online resume construction system.

In this project there have 3 actors. They are:

- Administrator
- Consumer
- Viewer

### 3.1.1 Use Case Diagram for Authentication Module

The figure 3.1.1 shows the Use Case Diagram for Authentication related to this application.

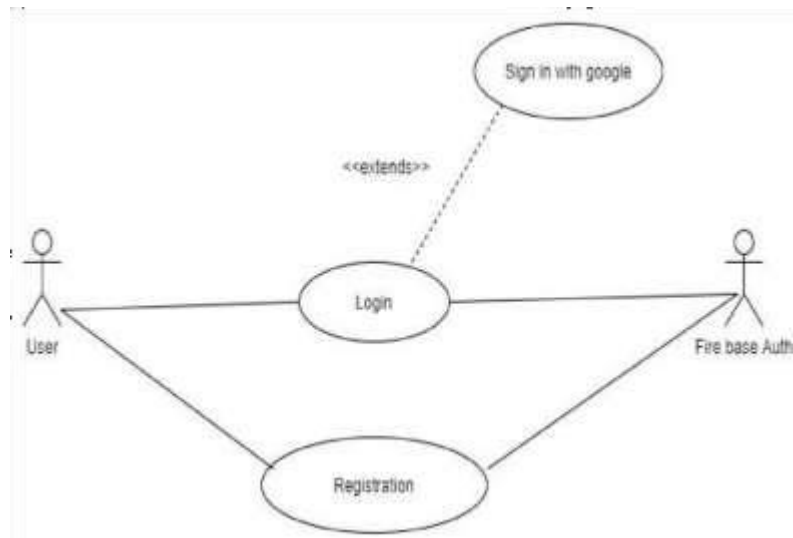


Figure 3.1.1 Use Case Diagram for Authentication

### 3.1.2 Use Case Diagram for Form Module

The figure 3.1.2 shows the Use Case Diagram for Form Module

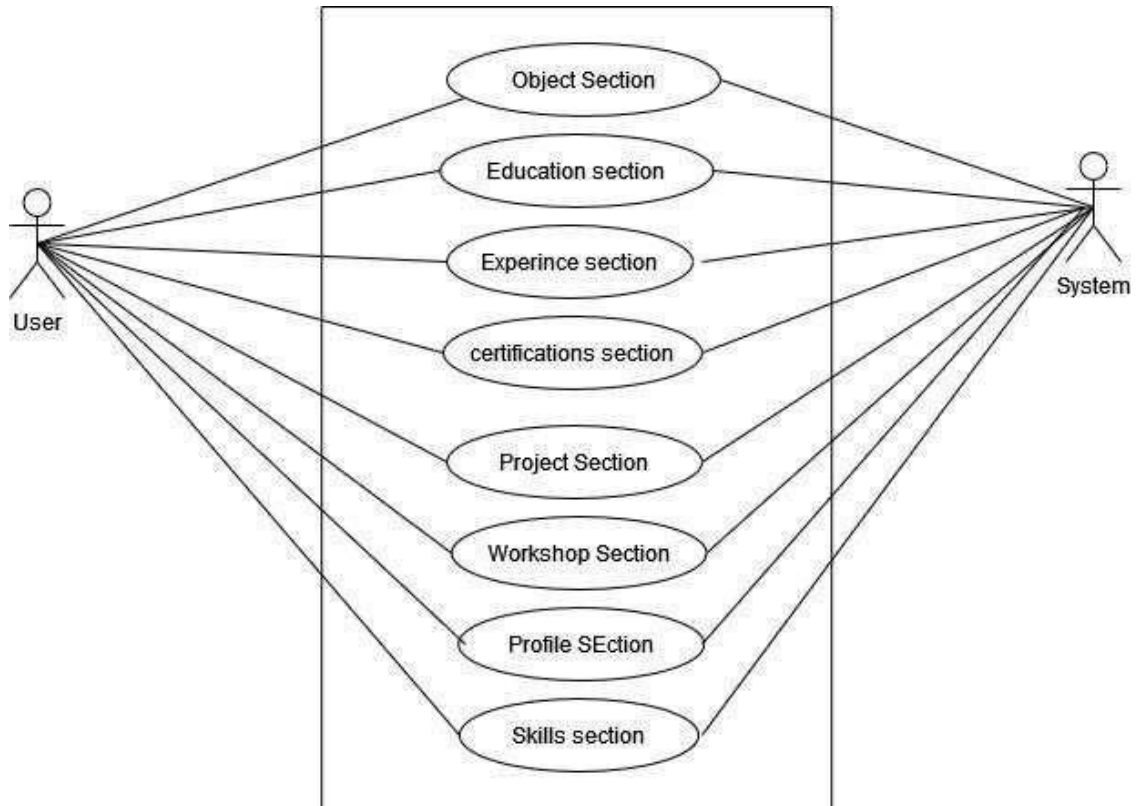


Figure 3.1.2: Use Case Diagram for Form Module

### 3.1.3 Use Case Diagram for Template Module

The figure 3.1.3 shows the Use Case Diagram for Template Module

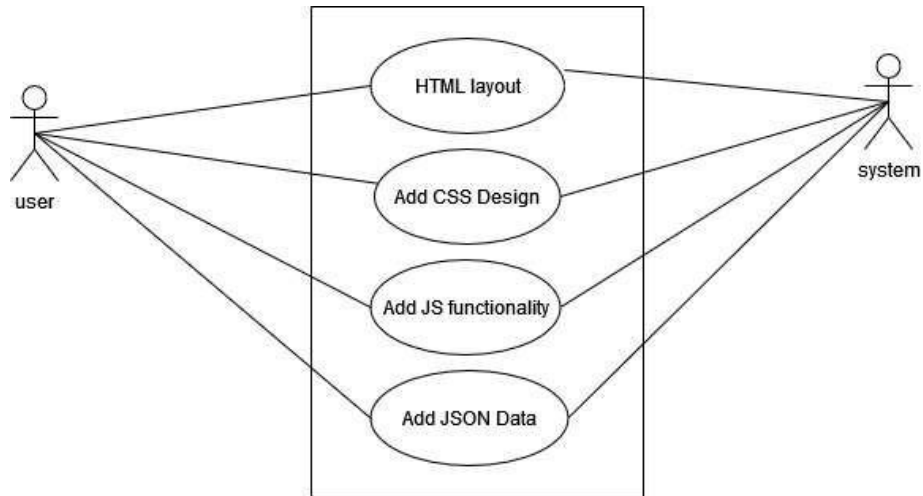


Figure 3.1.3 Use Case Diagram for Template Module



### 3.1.4 Use Case Diagram for Resume Builder Web App

The figure 3.1.4 shows the Use Case Diagram for Resume Builder Web App

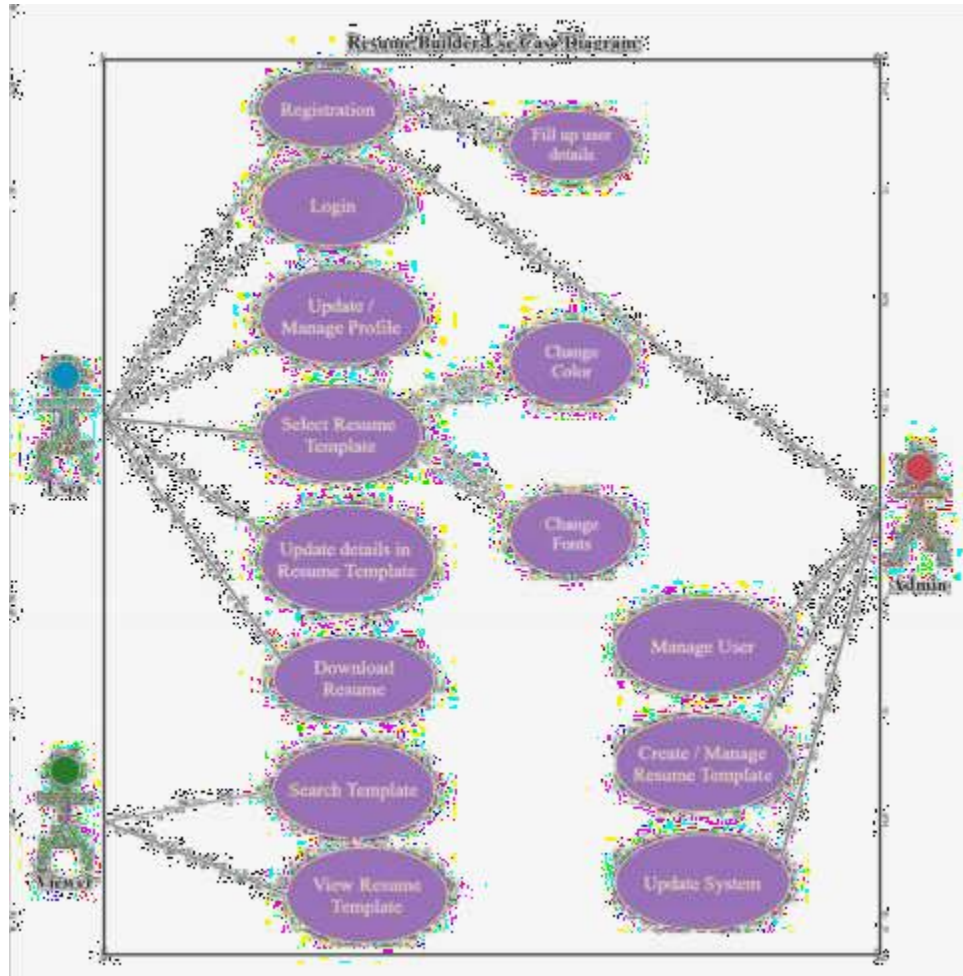


Figure 3.1.4: Use Case Diagram for Resume Builder Web App

### 3.1.5 Actor Goal List

Our system comprises five actors. Admin, Consumer, and Viewer are the users.

#### List of Admin Objectives:

- Preserve the entire system.
- Handling each application
- Revise Resume Formats

- Preserve the user report
- Preserve the user report
- Overseer

### **Target List of Customer:**

- User logs in with ID and password
- Updates profile information
- Manages information in system
- Creates resume template
- Updates details in resume template
- Modifies template color
- Downloads their template

### **Objectives of the Viewer:**

- Obtain information with ease
- Look through all the templates
- Examine the resume template
- Request templates with ease
- Submit an application with ease

## **3.2 Class Diagram**

Class relationships inside the system are displayed in a class diagram. Each class is related with certain objects, properties, and contents. Each class utilizes some inputs and generates some outputs. Other classes consume the outputs that are generated, and other

classes generate the inputs that are consumed. The class diagram displays the relative production and consumption of each class.

### 3.2.1 Class Diagram for Authentication Module

The figure 3.2.1 shows the Class Diagram for Authentication Module

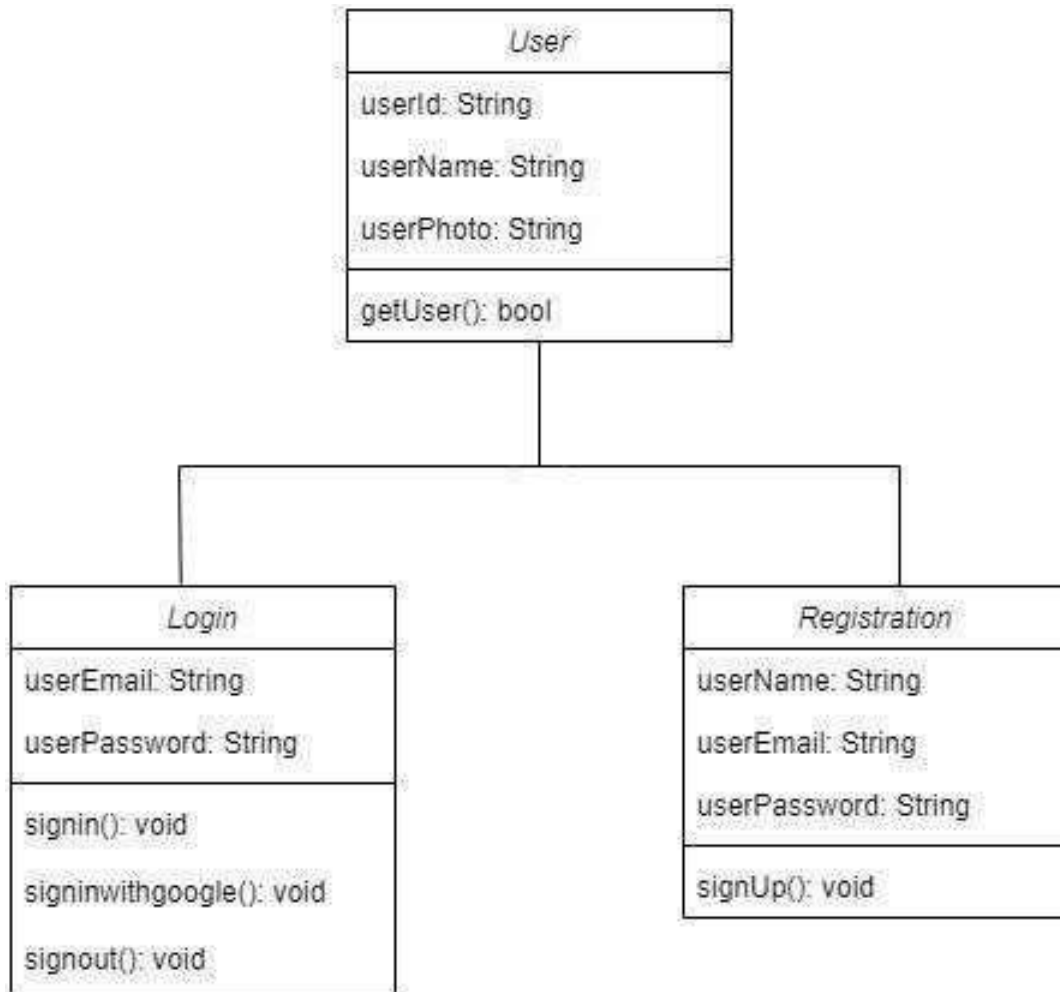


Figure 3.2.1: Class Diagram for Authentication Module

### 3.2.2 Class Diagram for Form Module

The figure 3.2.2 shows the Class Diagram for Form Module

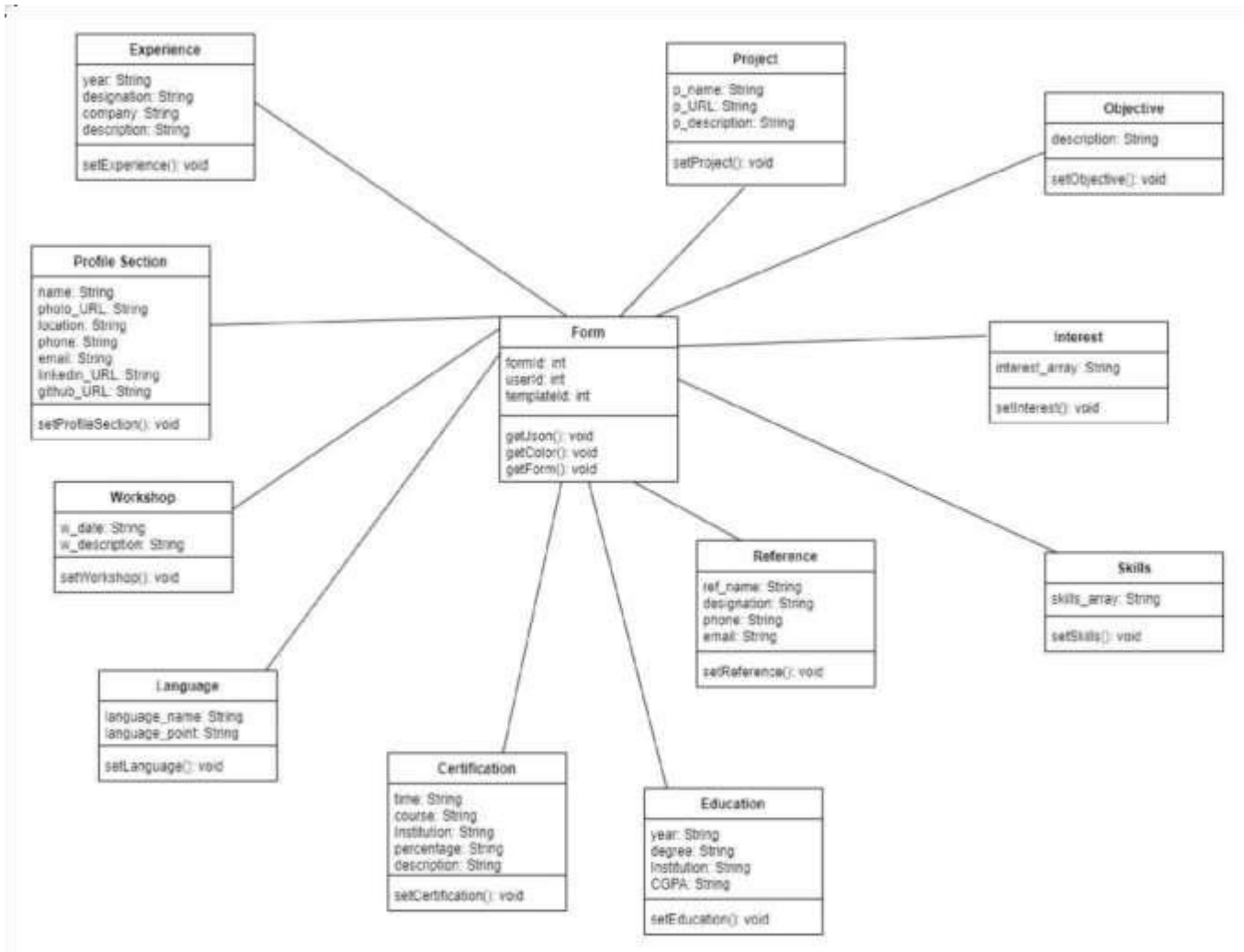


Figure 3.2.2: Class Diagram for Form Module

### 3.2.3 Class Diagram for Template Module

The figure 3.2.3 shows the Class Diagram for Template Module

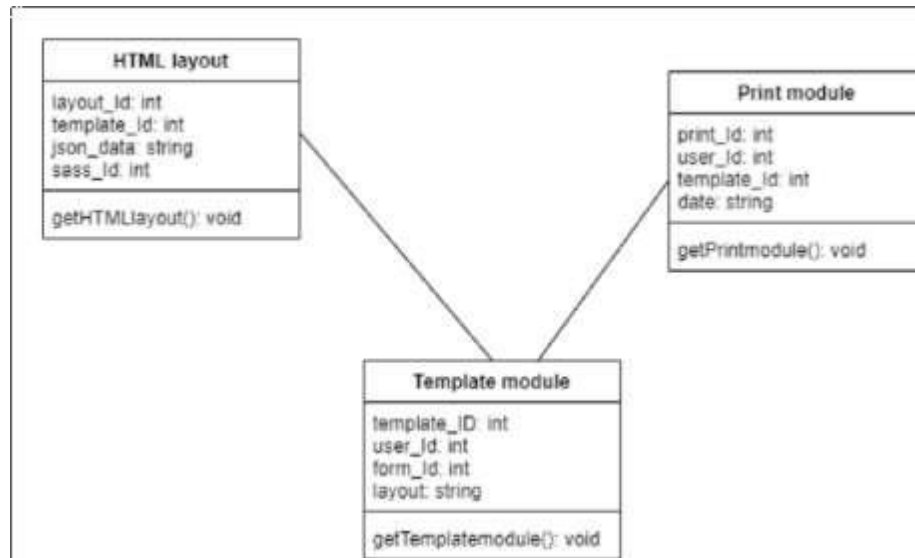


Figure 3.2.3: Class Diagram for Template Module

### 3.2.4 Class Diagram for Resume Builder Web App

The figure 3.2.4 shows the Class Diagram for Resume Builder Web App

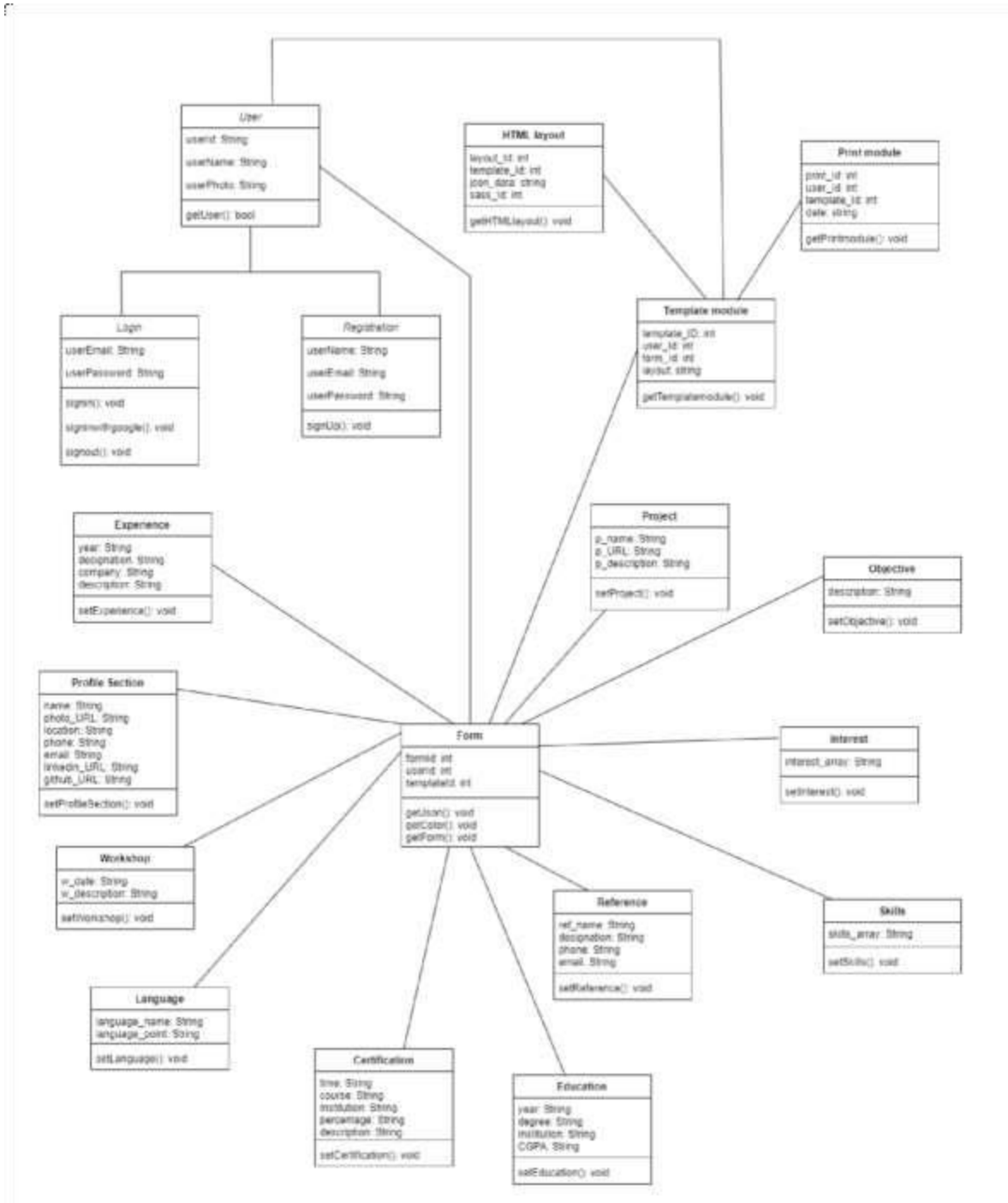


Figure 3.2.4: Class Diagram for Resume Builder Web App

### 3.3 Database Schema Diagram

A database schema, at its most basic, lists the tables and relations that comprise the database and the fields that are included in each table. Because of this, entity-relationship diagrams and schema diagrams are frequently used synonymously.

#### 3.3.1 Database Schema Diagram for Authentication Module

The figure 3.3.1 shows the Database Schema Diagram for Authentication Module

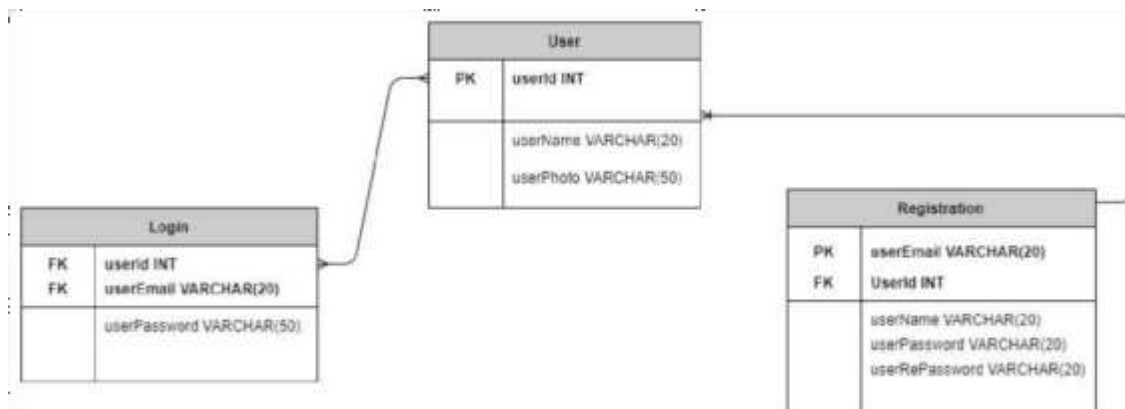


Figure 3.3.1: Database Schema Diagram for Authentication Module

### 3.3.2 Database Schema Diagram for Template Module

The figure 3.3.2 shows the Database Schema Diagram for Template Module

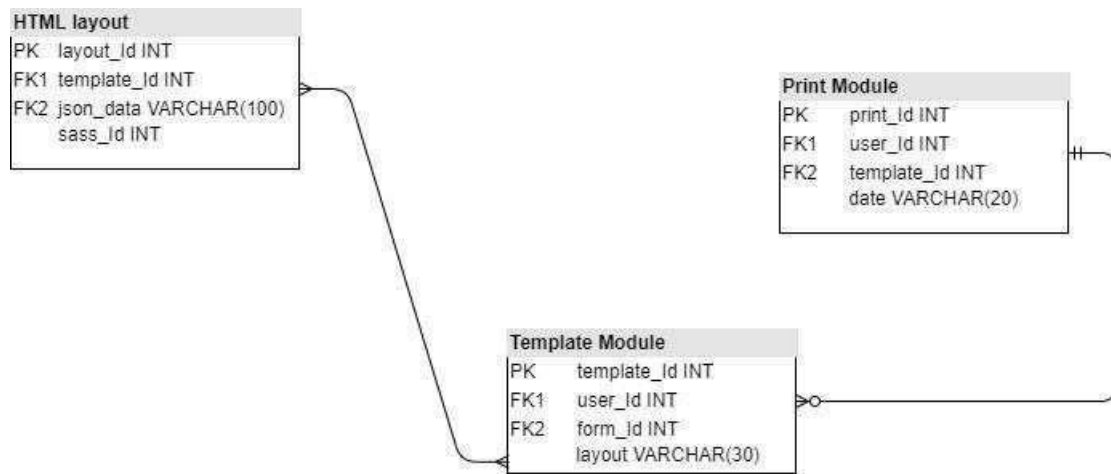


Figure 3.3.2: Database Schema Diagram for Template Module



### 3.3.3 Database Schema Diagram for Form Module

The figure 3.3.3 shows the Database Schema Diagram for Form Module

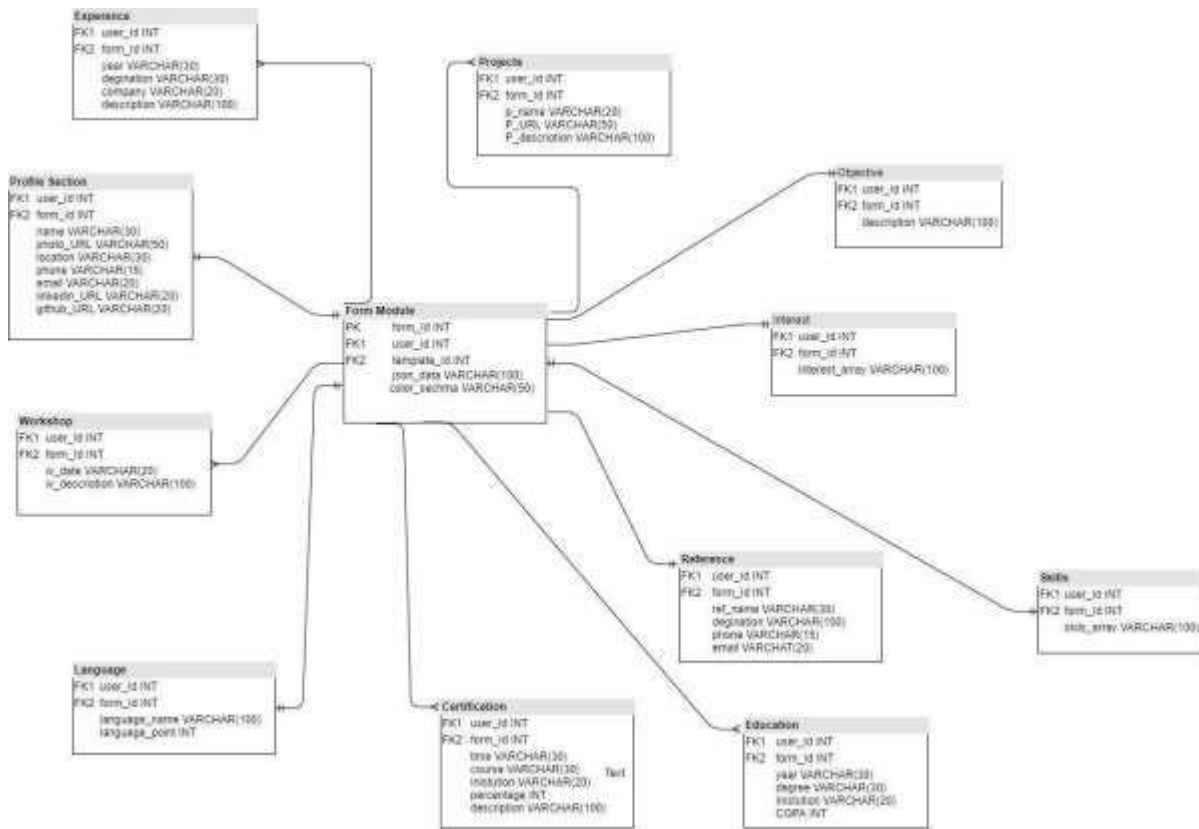


Figure 3.3.3: Database Schema Diagram for Form Module



### **3.4 Activity Diagram**

Workflows of sequential activities and actions with provision for choice, iteration, and concurrency are represented graphically using activity diagrams.

The data and program components needed to construct a computer-based system are represented by architectural design. It takes into account the architectural style that the system will adopt, the composition and characteristics of the system's constituent parts, and the interactions that exist between each architectural part of a system.

### 3.4.1 Activity Diagram for Resume Builder Web App

The figure 3.4.1 shows the Activity Diagram for Resume Builder Web App

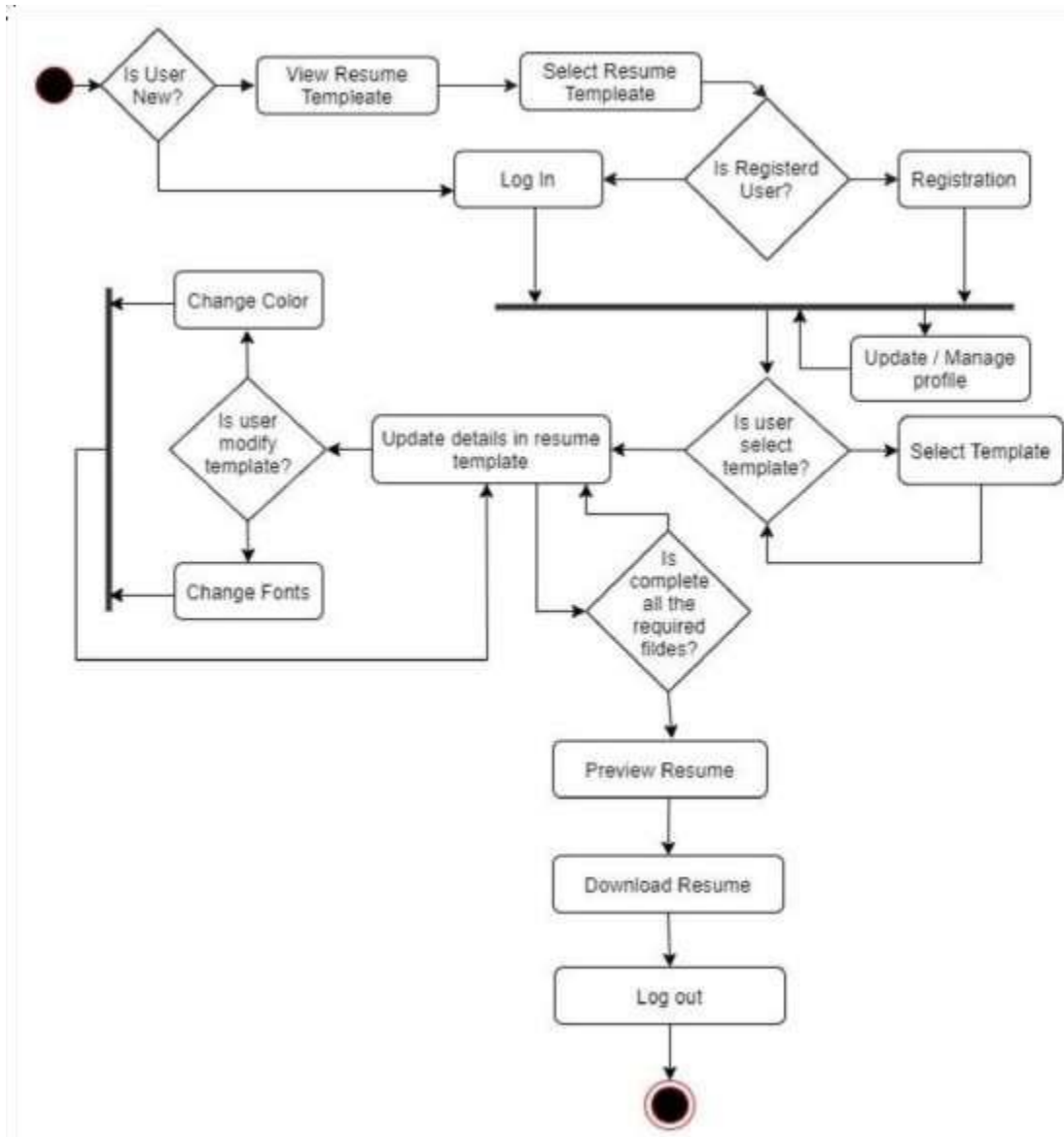


Figure 3.4.1: Activity Diagram for Resume Builder Web App

### 3.4.2 ER Diagram for Resume Builder Web App

The figure 3.4.2 shows the ER Diagram for Resume Builder Web App

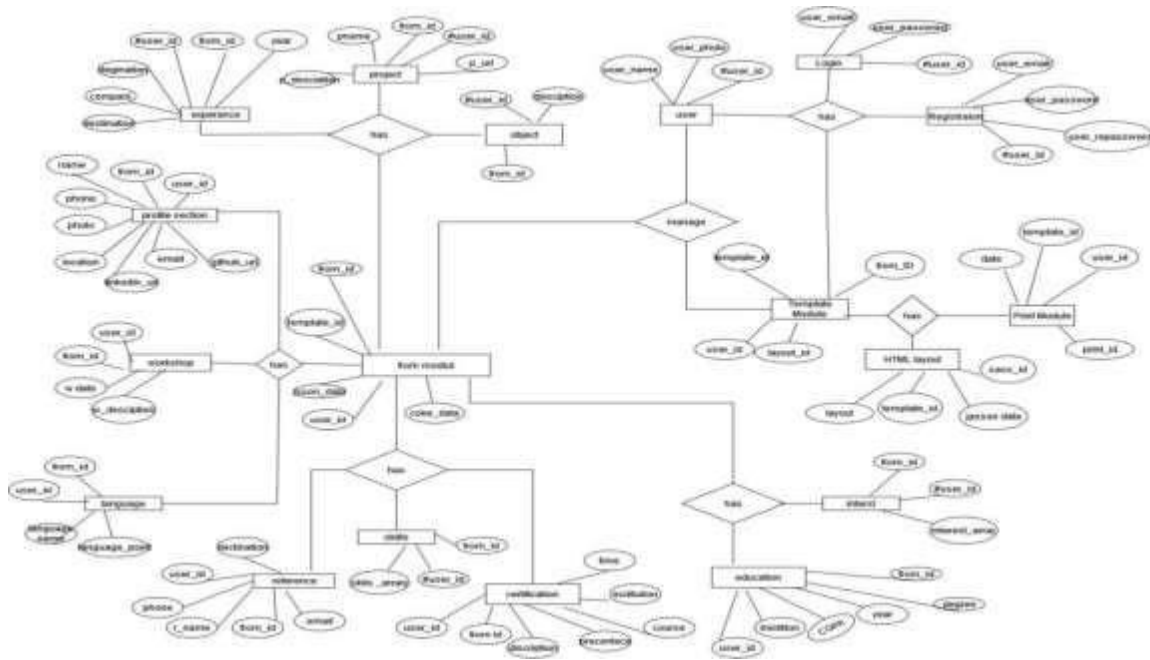


Figure 3.4.2 ER Diagram for Resume Builder Web App

### 3.4.3 Sequence Diagram for Resume Builder Web App

The figure 3.4.3 shows the Sequence Diagram for Resume Builder Web App

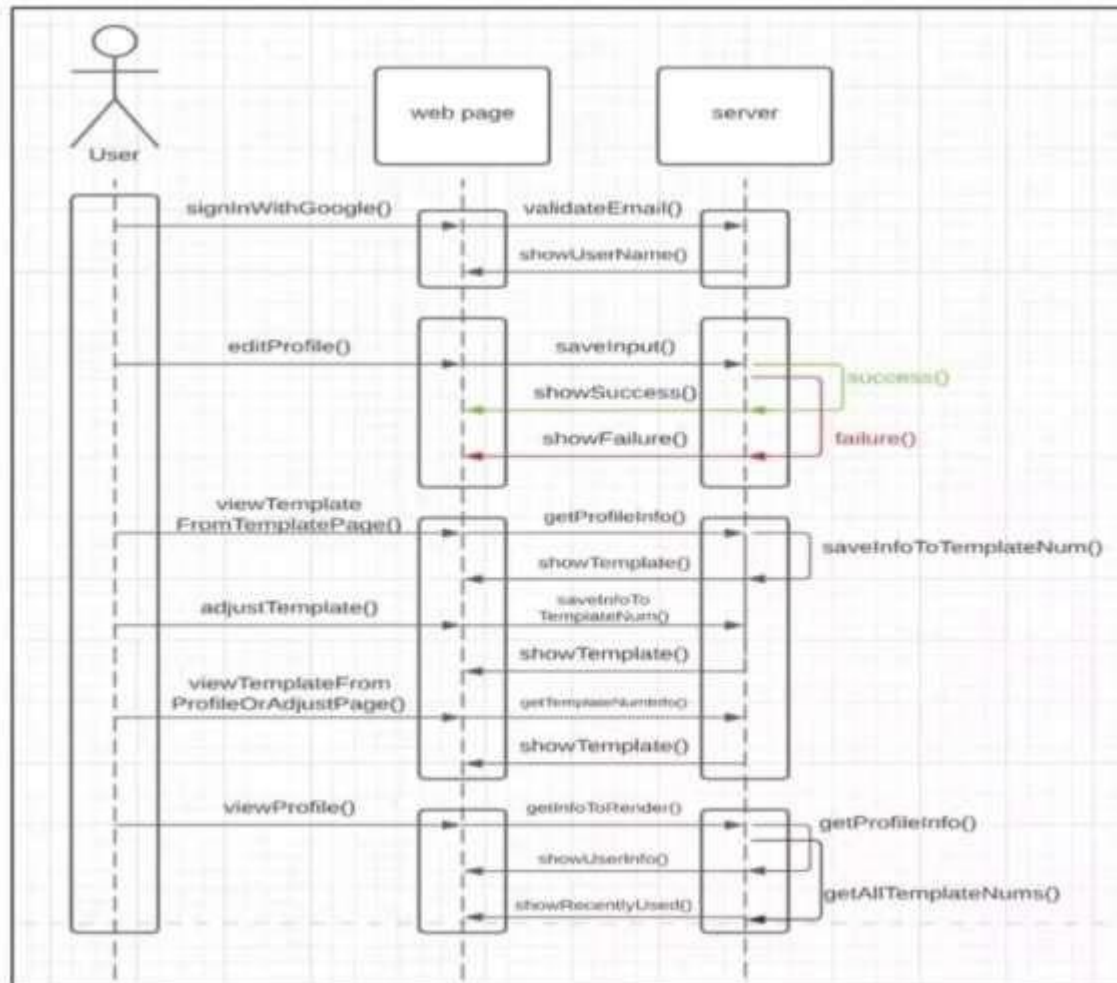


Figure 3.4.3: Sequence Diagram for Resume Builder Web App

## **CHAPTER 4 IMPLEMENTATION**

### **4.1 Introduction**

Ensuring that the information system is functioning and then handing it off to users for use and assessment is known as implementation. The following tasks are included in implementation.

- ✓ Acquiring and setting up the hardware for the system.
- ✓ Setting up the system and enabling it to function on the designated hardware.
- ✓ Granting users entry to the system.
- ✓ Establishing and maintaining the database.
- ✓ Getting people trained on the new system.
- ✓ Ensuring that the system is documented for both its users and future maintenance personnel.
- ✓ Putting plans in place to assist users while they utilize the system.
- ✓ Giving the operations or maintenance department ongoing accountability for the system instead of the system developers.
- ✓ Assessing how the system is used and operated.

## 4.2 Tools and Technology

The following tools and technologies have used to develop the web application.

- Visual Studio Code
- Node Package Manager
- Node.js V8 EngineDraw.io
- GitHub
- HTML, CSS, Bootstrap
- JavaScript
- React.js
- SCSS
- Firebase



## CHAPTER 5

### USER MANUALS

A user guide, often called a user's guide or a handbook, is a technical communication document meant to help users of a certain system. Technical writers typically write user guides, however in smaller businesses, programmers, product or project managers, or other technical workers may also write them. The most popular products with which user guides are related are electronics, computer hardware, and software. The majority of user manuals provide the related photos in addition to the written guide. Screenshots of the user interface are typically included with computer software, and hardware manuals frequently contain simple, easy-to-understand illustrations. Jargon is either avoided entirely or explained in great detail, and the language chosen is appropriate for the target audience.

#### 5.1 Registration Page

The figure 5.1 shows the Registration Page of the web application.

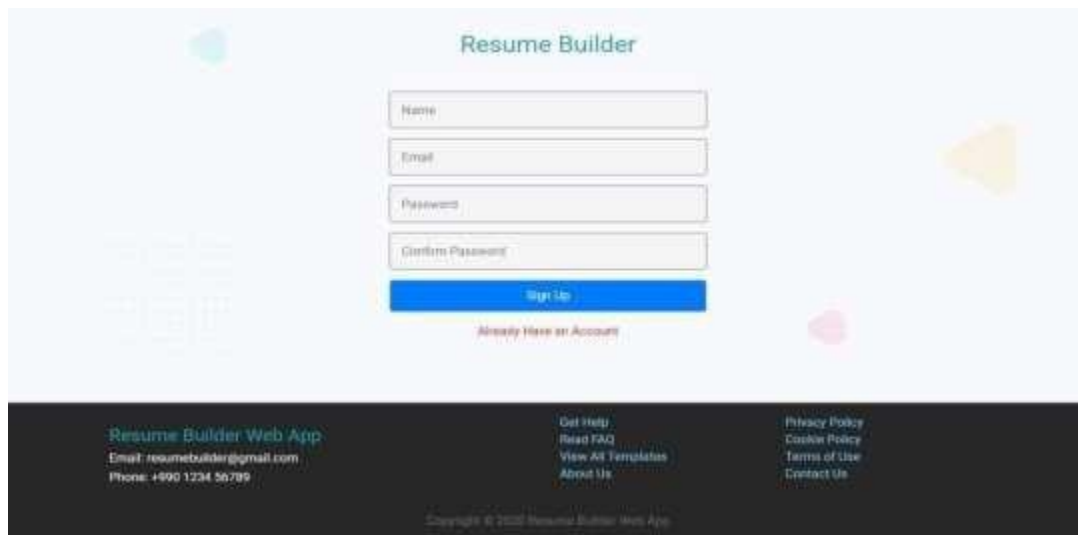


Figure 5.1: Registration Page

## 5.2 Login Page

The figure 5.2 shows the Login page for the registered users.

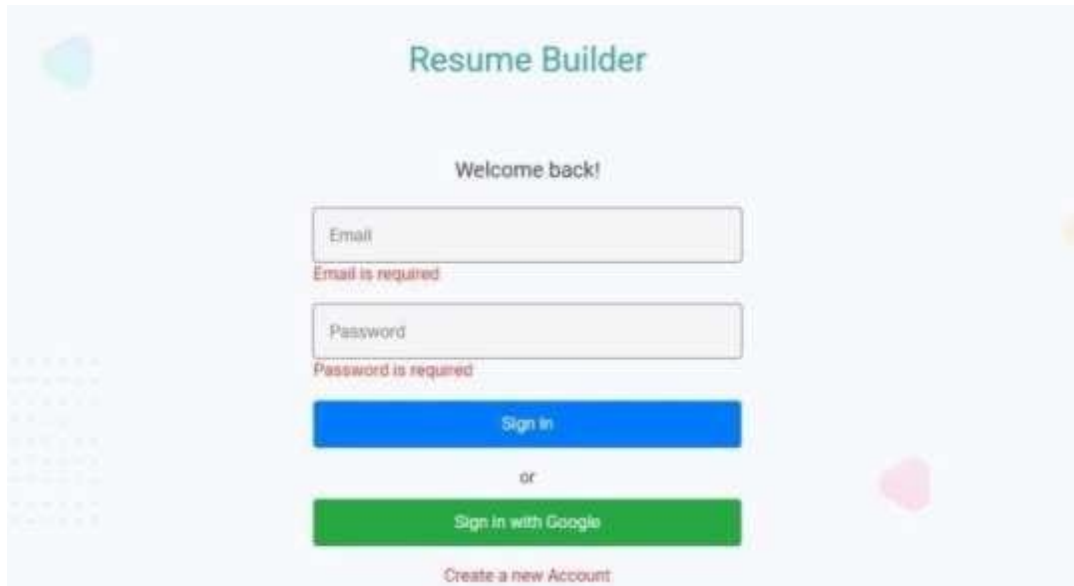


Figure 5.2: Login page

## 5.3 Landing Page

The figure 5.3 shows the Landing page of the web application.




Figure 5.3: Landing page

## 5.4 Form Module

The figure 5.4 shows the Form Module of the Resume Builder web application.

The image displays a web application form for creating a resume, organized into several vertical sections. Each section contains various input fields, text areas, and buttons for saving or deleting data.

- Contact:** Includes fields for Name, Job Title, Photo URL, Email, Phone, and LinkedIn. A 'Save' button is at the bottom.
- Objective:** A text area for a professional statement, with a 'Save' button below.
- Education:** Lists educational institutions with fields for dates, degree, and university name. Includes a 'Save' button.
- Experience:** Lists work experience with fields for dates, job title, and company name. Includes a 'Save' button.
- Certifications:** Lists certifications with fields for dates, name, and provider. Includes a 'Save' button.
- Projects:** Lists projects with fields for dates, title, and description. Includes a 'Save' button.
- Workshops:** Lists workshops with fields for dates, title, and description. Includes a 'Save' button.
- Additional Activities:** Lists other activities with fields for dates, title, and description. Includes a 'Save' button.

Each section also features a 'Delete' button and a 'Save' button. The form is styled with a clean, modern aesthetic using a light gray background and blue accents.

Figure 5.4: Form Module

## 5.5 Template Module

The figure 5.5 shows the Template Module for the users.

**John Doe**  
Asst. Prof., Dhaka, Bangladesh  
+88 0123456789  
john.doe123@example.com  
linkedin.com/in/johndoe123  
github.com/johndoe123

**Skills**  
C C++ HTML5 CSS3  
JavaScript jQuery  
Node.js MySQL ES6  
ExpressJS MongoDB  
Firebase UI/UX  
React Native

**Tools**  
VSCode Chrome Dev  
PL/SQL Slack Trellis  
Git

**Languages**  
Bangla ★★★★★  
English ★★★★★  
Hindi ★★★☆☆

**Interests**  
Machine Learning  
IoT Automation  
Artificial Intelligence  
Data Science Big Data  
Cyber Security

**Reference**  
**SAM Mafur Rahman**  
Assistant Professor & Associate Head, Department of Software Engineering, Daffodil International University.  
+91 0123456789  
email@example.com

**Objective**  
Accomplished leader in marketing communications seeking a new career path with a nonprofit organization. I am looking for an opportunity where I can use apply my passion for philanthropy and use my professional experience to drive positive change in my community.

**Education**  
Aug 2019 - Aug 2022  
**CGPA: 3.96**  
B.Sc in Software Engineering - (In Progress)  
**Daffodil International University**  
Dhaka, Bangladesh  
Publication: IoT Based Home Automation System with Cloud Organizing in International Journal of Engineering & Technology

July 2017  
**CGPA: 3.89**  
Higher Secondary Certificate (HSC)  
**Manikganj Govt. Devendra College, Manikganj**  
Dhaka Board

April 2015  
**CGPA: 3.80**  
Secondary School Certificate (SSC)  
**Ganjera W. High school, Manikganj**  
Dhaka Board  
Recipient of General Grade Scholarship in JSC.

**Experience**  
Jun 2020 - Current  
Backend & Frontend Developer  
**ABC Web App Ltd.**  
To work in a reputed software company where I can use my skills and knowledge to deliver value added results that provides me job satisfaction and self-development which help me achieve company's goals and objectives.

July 2019 - Dec 2019  
Application Developer  
**Random Company Pvt. Ltd.**  
Created Web applications using React and Node.js.

**Certifications**  
Jul 2018 - Oct 2018  
**Score: A+**  
Mobile App Development  
**Google Certification Program**  
This training was in the field of android app development.

Jun 2019 - Dec 2019  
**Score: 85%**  
Web App Development  
**Creative IT**  
The training program consisted of various types of networking technologies, coding techniques, etc.

**Projects**  
• **Project-1** <https://project-1.example.com>  
Lorem ipsum is simply dummy text of the printing and typesetting industry. Lorem ipsum has been the industry's standard dummy text ever since the 1500s.

• **Project-2** <https://project-2.example.com>  
Lorem ipsum is simply dummy text of the printing and typesetting industry.

• **Some Random Project** <https://project-3.example.com>  
There are many variations of passages of Lorem ipsum available, but the majority have suffered alteration in some form, by injected humour, or randomised words which don't look even slightly believable.

• More projects on: <https://www.more-projects.github.com>

**Workshops**  
Dec 2014  
Attended a 2-day workshop on Lorem ipsum is simply dummy text of the printing and typesetting industry. Lorem ipsum has been the industry's standard dummy text ever since the 1500s.

Nov 2018  
If you are going to use a passage of Lorem ipsum, you need to be sure there isn't anything embarrassing hidden in the middle of text.

**Additional Activities**  
• Event manager at 1st year celebration of 1/3 batch DUJ.  
• Volunteering work in 16th foundation day DUJ.

Figure 5.5: Template Module

## **CHAPTER 6 CONCLUSION**

### **6.1 Good Features of the System**

The application offers a practical way to create the ideal resume—one that actually looks professional. The system is easy to use and minimizes the need to consider your qualifications and create a suitable resume. People frequently make mistakes when writing resumes, especially those who are inexperienced like graduate students. They don't gain a clear understanding of what details and items are required on a resume. Therefore, the system was created to give them a simple method for making a CV that looks professional. This project is easy to use and doesn't need a lot of human involvement. All that needs to be done is fill out a form with questions covering all necessary categories, including traits, interests, abilities, education, and personal questions. Users' responses are saved, and the system automatically creates a well-organized resume. Users can create resumes in any filetype and format. Employers can view users' resumes in a more professional manner and in common resume formats thanks to the Online Resume Building System. Job seekers only need to send their resume's URL by email; the employer may view and download the resume by clicking on the link. This eliminates the need for resume attachments.

The usage of the online resume builder can be tailored to the needs of the users. Clients can add themes and characteristics to their resumes to make them unique. Since the system gives customers just what they want, it is difficult for competitors to match the offerings.

## **6.2 Future Enhancements**

This system offers online storage, retrieval, and updates. In addition to offering clients and viewers assistance, this approach offers very little or no paperwork. Within this framework.

Since everything is kept electronically, very little paperwork is needed, and data can be obtained quickly without having to trawl through registers.

The creation of a web application for resume building can benefit both inexperienced and seasoned applicants. Students can apply for resumes, obtain application materials, and print resumes in the appropriate format.

Upgrading the resume builder web application is not feasible at this time. The software is not supported as a result. Therefore, this is possible with even more advanced technology.

## Reference

- [1] Huang L, Han LF, Zhu J, Liu WQ, Liu YF, Chen YZ. Design and implementation of a video conference security assistant platform based on WeChat applets. Automation and Instrumentation, 2022, No.267(01):137-139.
- [2] Wan, Le-Ling, Xing, Hong-Yan. Human size measurement system based on WeChat applet. Electronic Measurement Technology, 2021,44(22):141-147.
- [3] Li Ruping, He Ziqi, Zhang Linyan et al. A pedestrian flow monitoring system based on WeChat applet cloud development. Electronic Technology and Software Engineering, 2021, No.202(08):68-70.
- [4] Lin Ruikai, Zheng Rui, Liu Meiling. Research and design of translation service platform based on WeChat applets. Computer Age,2021, No.351(09):39-41+45.
- [5] Tang Lei. WeChat small program mall development practice, Beijing University of Aeronautics and Astronautics Press, 2019
- [6] Li Wenkui. WeChat small program development and operation, Beijing University of Technology Press, 2018
- [7] Shu Jiahao. Design and implementation of a question-answering system based on WeChat applets. Huazhong University of Science and Technology,2019.
- [8] Jiang Zhao Chang, Su Y, Ding Kemeng. M Application design and implementation skills of new HTML5 technology. Computer Technology and Development,2019,29(12):167-172.
- [9] Gao Jingting, Du Juan, Hu Shengtao, He Zhiwen. Design and development of cloud-based waste classification micro-letter applets. Computer Knowledge and Technology, 2022,18(13):49- 52.
- [10] Hu Fengzhi. Introduction to the production of electronic resume for college students' job search. Farmers' Counselor, 2020, No.655(10):271.
- [11] Li Xia. Design and implementation of a new student arrival system for universities based on WeChat Mini-programs. Microcomputer Applications,2022,38(07):12-15.



## SMART RESUME BUILDER

### ORIGINALITY REPORT

**14%**  
SIMILARITY INDEX

**13%**  
INTERNET SOURCES

**1%**  
PUBLICATIONS

**10%**  
STUDENT PAPERS

### PRIMARY SOURCES

<b>1</b>	<b>dspace.daffodilvarsity.edu.bd:8080</b> Internet Source	<b>9%</b>
<b>2</b>	<b>Submitted to Daffodil International University</b> Student Paper	<b>2%</b>
<b>3</b>	<b>Submitted to Middlesex University</b> Student Paper	<b>&lt;1%</b>
<b>4</b>	<b>Submitted to South Thames College</b> Student Paper	<b>&lt;1%</b>
<b>5</b>	<b>Submitted to George Bush High School</b> Student Paper	<b>&lt;1%</b>
<b>6</b>	<b>Submitted to Presidency University</b> Student Paper	<b>&lt;1%</b>
<b>7</b>	<b>Submitted to Heriot-Watt University</b> Student Paper	<b>&lt;1%</b>
<b>8</b>	<b>Submitted to University of Colombo</b> Student Paper	<b>&lt;1%</b>
<b>9</b>	<b>123dok.com</b> Internet Source	<b>&lt;1%</b>

**10** eprints.kfupm.edu.sa  
Internet Source

<1%

---

Exclude quotes    On

Exclude matches    Off

Exclude bibliography    On