

BACKEND DESIGN BY USING HTML, CSS

BY

A. H. M. ABU FAISAL NAEEM

ID: 143-15-4473

This Report Presented in Partial Fulfillment of the Requirements for the Degree
of Bachelor of Science in Computer Science and Engineering.

Supervised By

Md. Sadekur Rahman

Assistant Professor

Department of CSE

Daffodil International University



DAFFODIL INTERNATIONAL UNIVERSITY

DHAKA, BANGLADESH

DECEMBER 2018

APPROVAL

This Internship titled “**Backend Design by Using HTML, CSS**”, submitted by A. H. M. Abu Faisal Naeem, ID No: 143-15-4473, to the Department of Computer Science and Engineering, Daffodil International University, has been accepted as satisfactory for the partial fulfillment of the requirements for the degree of B.Sc. in Computer Science and Engineering and approved as to its style and contents. The presentation has been held on December 9, 2018.

BOARD OF EXAMINERS

Dr. Syed Akhter Hossain

Professor and Head

Department of Computer Science and Engineering

Faculty of Science & Information Technology

Daffodil International University

Chairman

Narayan Ranjan Chakraborty

Assistant Professor

Department of Computer Science and Engineering

Faculty of Science & Information Technology

Daffodil International University

Internal Examiner

Md. Tarek Habib

Assistant Professor

Department of Computer Science and Engineering

Faculty of Science & Information Technology

Daffodil International University

Internal Examiner

Dr. Mohammad Shorif Uddin

Professor

Department of Computer Science and Engineering

Jahangirnagar University

External Examiner

DECLARATION

I hereby declare that this internship report is prepared by me, **A. H. M. Abu Faisal Naeem ID: 143-15-4473** to the department of Computer Science and Engineering, Daffodil International University, under the supervision of **Md. Sadekur Rahman**, Assistant Professor, Department of CSE, Daffodil International University.

I also declare that neither this internship report nor any part of this internship report has been submitted elsewhere for award of any Degree or Diploma.

Supervised by:

Md. Sadekur Rahman
Assistant Professor
Department of CSE
Daffodil International University

Submitted by:

A.H. M. Abu Faisal Naeem
ID: 143-15-4473
Department of CSE
Daffodil International University

ACKNOWLEDGEMENT

First I express my heartiest thanks and gratefulness to "**Almighty**" for his special blessing to let me makes possible to complete this internship successfully.

To make a report and deal with a practical world is not so easy work if not get support by others. Therefore, I feel grateful to and wish my profound indebtedness to **Md. Sadekur Rahman**, Assistant Professor, Department of CSE, Daffodil International University, Dhaka. He guided me to finish this task successfully. His endless patience, scholarly guidance, continual encouragement, constant and energetic supervision, constructive criticism, valuable advice, reading many inferior draft and correcting them at all stage have made it possible to complete this internship.

I would like to express my heartiest gratitude to **Dr. Syed Akhter Hossain, Professor and Head of the Department of CSE**, for his kind help to finish my internship and also to other faculty member and the staff of CSE department of Daffodil International University.

I would like to mention my gratitude to all the programmer's and employees of, **Star It Ltd** for supporting me and giving me pleasurable working experiences and helping me prepare this report.

I would like to thank my entire course mate in Daffodil International University, who took part in this discussion while completing the course work.

And finally but immensely express my utmost gratitude to my parents for their love and support, affection and inspiration.

ABSTRACT

This internship report is for completion of my BSc at Daffodil International University. For this I had an internship mainly “**Backend Design by Using HTML, CSS**” at a Software development & Website Development Company named, **Star It Ltd**. There I had many responsibilities like installing and configuration XAMPP server, website design, testing the data and report to the manager of a project. In this internship report I basically tried to show that how I managed those things and how efficient I was there in the time of internship. Moreover I tried to present whether my internship was a successful or not.

Solving real life problems was another key issue and try to gain experience. This report takes me through all the details of every knowledge and experience gathered during this internship period.

TABLE OF CONTENTS

CONTENTS	PAGE
Approval	i
Declaration	ii
Acknowledgement	iii
Abstract	iv
Contents	v-vi
List of Figures	vii
List of Tables	viii
CHAPTER	
CHAPTER 1: INTRODUCTION	(01-02)
1.1 Introduction	1
1.2 Motivation	1
1.3 Internship Objectives	1
1.4 Introduction to the Company	2
1.5 Report Layout	2
CHAPTER 2: ORGANIZATION	(03-05)
2.1 Introduction	3
2.2 Product and Market Situation	3
2.3 Target Group	4
2.4 SWOT Analysis	4
2.5 Organizational Structure	5
CHAPTER 3: TASKS, PROJECTS AND ACTIVITIES	(06-07)
3.1 Daily Task and Activities	6
3.2 Events and Activities	6
3.3 Project Task and Activities	6
3.4 Challenges	7
CHAPTER 4: COMPETENCIES AND SMART PLAN	(08-18)
4.1 Competencies Earned	8
4.2 Smart Plan	8
4.3 Reflections	9
4.3.1 Problems and Solutions	10

4.3.2 Install Software	10
4.3.3 Connecting Database	10
4.3.4 View Full Project	12
CHAPTER 5: CONCLUSION AND FUTURE CAREER	(19-20)
5.1 Discussion and Conclusion	19
5.2 Scope for Further Career	19
REFERENCES	20
APPENDICES	(21-22)
Appendix A: Internship Reflection	21
Appendix B: Company Details	22

LIST OF FIGURES

FIGUREURES	PAGE
Figure4.1: Shows Tools Of Notepad++ And There Function	9
Figure4.2: Show Tools Of Xampp And There Function	10
Figure4.3: Xampp Open	10
Figure4.4: Database Creation	11
Figure4.5: Show Database Table	11
Figure4.6: Database Connection By PHP Code	12
Figure4.7: Shows Manu bar of project.	12
Figure4.8: Shows body bar of project	13
Figure4.9: Shows footer of project.	13
Figure4.10: Shows Manu bars “About us” section of project	14
Figure4.11: Shows Manu bars “All Category (Sari)” section of project	14
Figure4.12: Shows Manu bars “All Category (Jewelry)” section of project	15
Figure4.13: Shows Manu bars “Discount Gallery” section of project	15
Figure4.14: Shows Manu bars “New Collection” section of project	16
Figure4.15: Shows Login Panel	16
Figure4.16: Shows Login Panel	17
Figure4.17: Admin Login	17
Figure4.18: Customer Login	18

LIST OF TABLES

TABLE	Page
Table 2.1: SWOT analysis	4

CHAPTER 1

INTRODUCTION

1.1 Introduction

An internship is a small period of work experience offered by an organization for a limited period of time. Internship offer to a student to get experience from the company which helps a student in their job life. Typically, an internship consists of an exchange of services for experience between the intern and the organization. It helps a student to gain experience for real life and he will benefited from it. Internships provide current college students the ability to participate in a field of their choice to receive hands on learning about a particular future career, preparing them for full-time work following graduation [5].

1.2 Motivation

I am interned in Star IT Ltd which one is a Web design & development, Software development and SEO optimization company. This company giving service in our country as well as forgiven countries as well. This company has good reputation for giving good service and caring on their customers. That's why I choice this company for internship. My academic knowledge and try to get the inter experience from this company help me in future job sector.

In joining as a intern in Stat it Ltd, there are lot of flied to work and get experience from the person those who are engaged there from long time. It is my opportunity to know about the work and learning to solve the problems. Learn lot of thing from our company seniors that's help in future work place of mine. It is my opportunity to combine my academic learning in work place to cup up from differs problem

1.3 Internship Objectives

Inter is part of gain experience and work with experience people. It is also part of making relation of my academic study and practical knowledge. As student of computer science of engineering (CSE) of Daffodil International University, I have studied lot of things is web design & development and it related lot of thing. So decided to intern the topic as “**Backend Design by Using HTML, CSS**” as part of web design. We learn lot of thing but apply not

more times or not work on every day. But in inter, I work this topic in every working day and apply my skill there.

All of the work and activity at **Star IT Ltd** of my intern is discuss in this report. I attach all necessary image also include in this report.

1.4 Introduction to the Company

Star IT Ltd Founded on May 12, 2012 in Dhaka. Firstly, they served inside in Bangladesh. Now they served outsider of our country. Star IT was founded with the intent to serve the global web design and development market and offer related services. Our aim is to offer our client's immense benefits such as increased bottom line, accelerated marketing campaigns, promote a brand etc. We are professionally involved in web design and development since 2009. We provide a high-quality service as customer requirements. It's guaranteed to using our services you will be 100% satisfied. We have enough web developers to support you anytime with successfully. **Star IT Ltd** give the services of Web design & development, Software development and SEO optimization other it related service [1] [2].

Head Office

4th floor, Mizan Tower

Kyllanpur, Dhaka-1207

Email:info@123starit.com

web: <https://www.123starit.com/>

<https://staritinc.com/>

Phone: +8802091433

1.5 Report Layout

The layout of my report is assorted by Chapter 1: Internship Introduction, Motivation, Internship Objectives and Introduction to the Company. Chapter 2: Organization Introduction, product and Market Situation, Target Group, SWOT Analysis, Organizational Structure. Chapter 3: Daily Task and Activities, Events and Activities, Project Task and Activities, Challenges. Chapter 4: Competencies Earned, Smart Plan, Reflections. Chapter 5: Discussion and Conclusion, Scope for Further Career of the internship.

CHAPTER 2

ORGANIZATION

2.1 Introduction

In web design, there is two part, one is frontend and other is backend. My intern topic backend design part based on mainly HTML and CSS. Hypertext offers a better way of locating information. With hypertext, you progress through pages in whatever way is best suited to you and your objectives. Hypertext lets you skip from one topic to another.

CSS is a style sheet language that describes the presentation of an HTML (or XML) document. CSS describes how elements must be rendered on screen, on paper, or in other media.

Web designing mainly based on HTML and CSS. I have knowledge of HTML and CSS with bit on PHP. So my company decided that, I will work on HTML, CSS and help them to design the pages. To make a web portal design makes the portal pity and attractive to the user. I do the design and the other will do the necessary steps.

2.2 Product and Market Situation

Use of internet is increasing day by day and people depends on it lot. The web developing is increasing day by day and demand of market is also increasing. In every organization had his on site and they updating it now and then. So web design is increasing day by day. The world getting updating day by day. So we could not depend upon our old sites also. So update or newly develop a site this company need web designer and developer too. So web design and development had good value in this market.

Now one of the most popular this is e-commerce site. Now we can order the product to the e-commerce sites. The demand of e-commerce is increased. In report of Global B2C E-commerce, the growth is 19.19% and more in Asia pacific areas. So demand of e-commerce in increasing in our ranges and an e-commerce site is part of web design& developing and it need update every day because of their product.

In a report of small business association, 82% small business organization had his on site and developed by the different IT farms. To make it user friendly, need web design and development service.

2.3 Target Group & Audience

To make a site, it is not so high task for designer and developer. But make it the way clients want is important. A designer try to impress the client by their new techniques and quality. Both need careful to make a site properly. The image, color schemes, fonts, images, visual elements etc. play important role in a sites. Both make sure that all happen in god ways or the site will be not good enough to the viewer.

As a designer, we should insure the perfect design and easy out layer to the client which one is use full for his business and other things. We should maintain the design pages that client want perfectly. It is also our duty as a designer make the page easier that the user can easily access the pages and get the information that he want [3].

2.4 SWOT Analysis

SWOT analysis mainly discuss about the strength, weakness, opportunities and threats of any project or work in the internship. Following table discuss the SWOT analysis of my internship.

Table 2.1: SWOT analysis

Strengths	Weaknesses	Opportunities	Threats
Low rental costs	Inappropriate place	Huge marketing opportunity	Work long period of time.
Good work place	Less entertainment option	Increasing working opportunity	More work load
Equality in branding	High maintenance cost	Increasing number of product	Marketing become complex
Good customer care	Time maintenance	Job opportunity increase	Good product supply
Ability	Franchisees	Sub-branding companies	Changing location.

2.5 Organizational Structure

Organization structure means who the organization run. Every organization had his on policy. They run there organization in their ways. But they also maintain the government rules and regulation. It contain the rules, power distribution, responsibility and control distribution.

Organization structure tells about the company policy and strategy. It distribute the power between organization people. . In centralized organization structure, there is a head and all the decision and control by the head and all the department is control by the head.

Md. Rafel Mridha is the owner and Managing Director of the company. There is Md. S. M. Sajib who HR and Admin of this company. Rakibul Islam Rana is head of marking department. Mainly all department is look after by MD (Managing Director) [4].

CHAPTER 3

TASKS PROJECTS AND ACTIVITIES

3.1 Daily Task and Activities

I joined **Star IT Ltd** as trainee web designer. There is lot of work done this intern period. The task and activity is given bellow:

- Work on HTML(Hyper Text Markup Language)
- Work of CSS(Cascaded Style Sheet)
- Testing different types of websites
- Testing the sites and database
- Input the data
- Design the web pages.

3.2 Events and Activities

List of activates is given bellow:

- Collect document
- Distribute the document
- Work on the given document
- Show daily work to Supremes

3.3 Projects Task and Activities

- HTML5 and CSS3
- Xampp
- Notepad ++

Mainly as a designer, first made the shape of the design. First day's office they give some layout as a test and they teach us what mistake is done by me in layout. Then started the project. It is a framework project. So we will start with framework. Make first page and also make the optional page which one is use for as a option. Then stat the HTML code and combing with CSS.

When starting the code, must follow the layer's design, color combination etc. Started the code as the HTML codes as .html syntax and CSS code .css syntax. Both help to make a page.

3.4 Challenges

To make a proper design of a website not a easy task. Use there technique, creativity and this full mind in this design. There we face lot of challenge in design. Every time company want new and innovative. But it is very hard to find new every time. Color combination play important part in design. Color combination does not match every time as the Clint want. Sometime also complain about the layout that the layout is copy from other sites or looks same. Everyday invented new technology for everything. If use new that does not understand able to all. Sometime people want old type design that is not use today. So it makes hard for me to design.

In workplace, face more problem learn more. So I try to solve by one, if a failed go to the seniors [6].

CHAPTER 4

COMPETENCIES AND SMART PLAN

4.1 Competencies Earned

Earning money by outsourcing is very difficult. It is also good experience or learner and new designer. But it not easy to make 100% right in first time. Personally, I maintain a sports web portal by making earning money by add from Google. But there is some rules for it. But working on it, I have leant some experience. Updating the side as well as branding the site is very important. For freelancing, band play's important role. More you get branding, get more work and demand of the freelancer increasing. The money will come more and as a designer it is important too.

In my case, I work on backend designer. So I feel great as backend designer and take place important part of web design and make a complete web site.

4.2 Smart Plan

1. Make a UML diagram
2. Make a proper layout
3. Start coding
4. Stating with main HTML code
5. Then use the CSS, CSS3
6. Combating the HTML, CSS
7. Connecting with database
8. Complete the site
9. Testing the site
10. If error find, correction the error
11. Release the site

4.3 Reflections

As a web designer, it is important to make his on portfolio. This portfolio helps me to get the job as well as part to experience. It will help me to learn professionalism and develop as a professional web developer.

The context of Website is to introduce Web Design for the web portfolio assignment. This

portfolio will help and it will make me more professional and show my ability, techniques as well as good designer. The client and audience of this project is primarily the participants introduced to Web Design including both teachers as well as students.

4.3.1 Problems and Solutions

Here I give some work which I have done in **Star IT Ltd.** It Solutions during Internship. Some works of mine are given bellow:

4.3.2 Install Software

The Software is all in one packages, which installs the basic programs. I will need to get a running for the project.

❖ You'll learn all of the steps including:

- Start planning work
- Install Notepad++
- Install Xmap
- Start HTML and CSS coding
- Connecting with database

Step-1

Figure 4.1 Shows tools of notepad++ and there function. Notepad++ is our main compiler for html and css. The code is written here and check out the error and run the code.

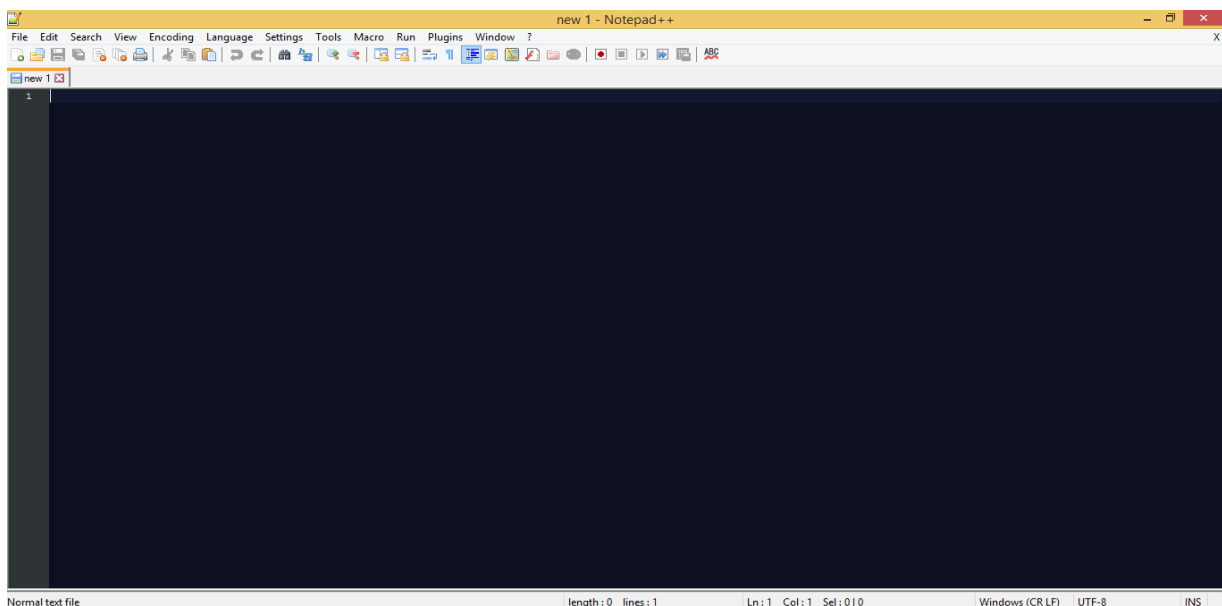


Figure 4.1: Shows tools of notepad++ and there function

Step-2

Figure 4.2 Shows tools of Xampp and there function. There is no free hosting. So we use xampp for use as database. To connect with database use xampp. So create database need xampp.

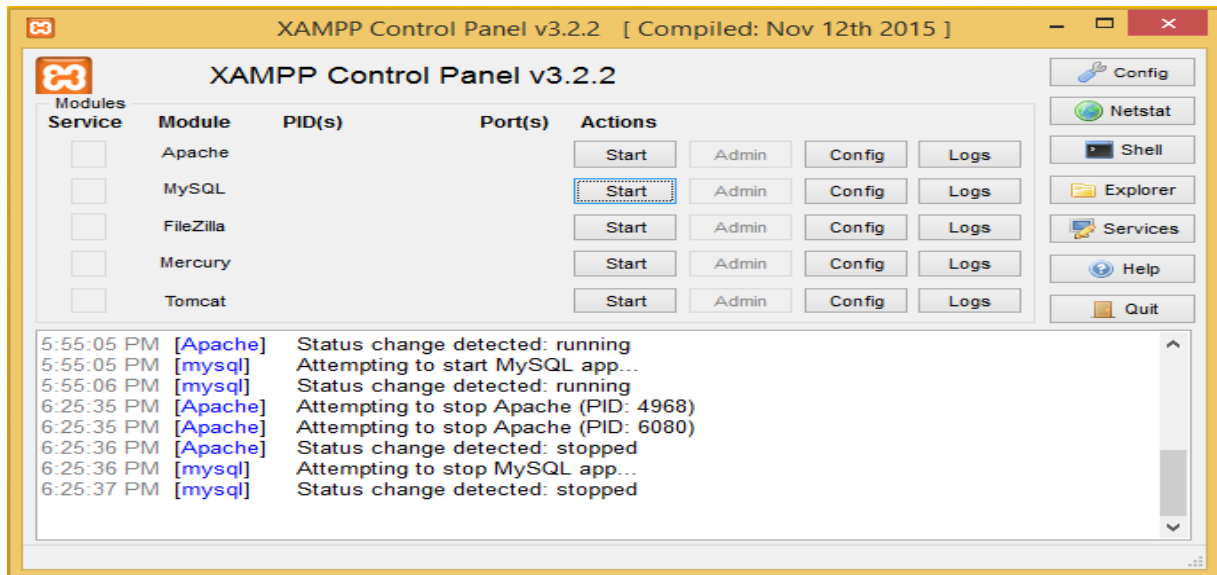


Figure 4.2: Shows tools of Xampp and there function

4.3.3 Connecting Database

Open the xampp and started the apache and My SQL. I use SQL for the project. So we need to open Apache and MySQL. There is some part of the project that we use SQL.

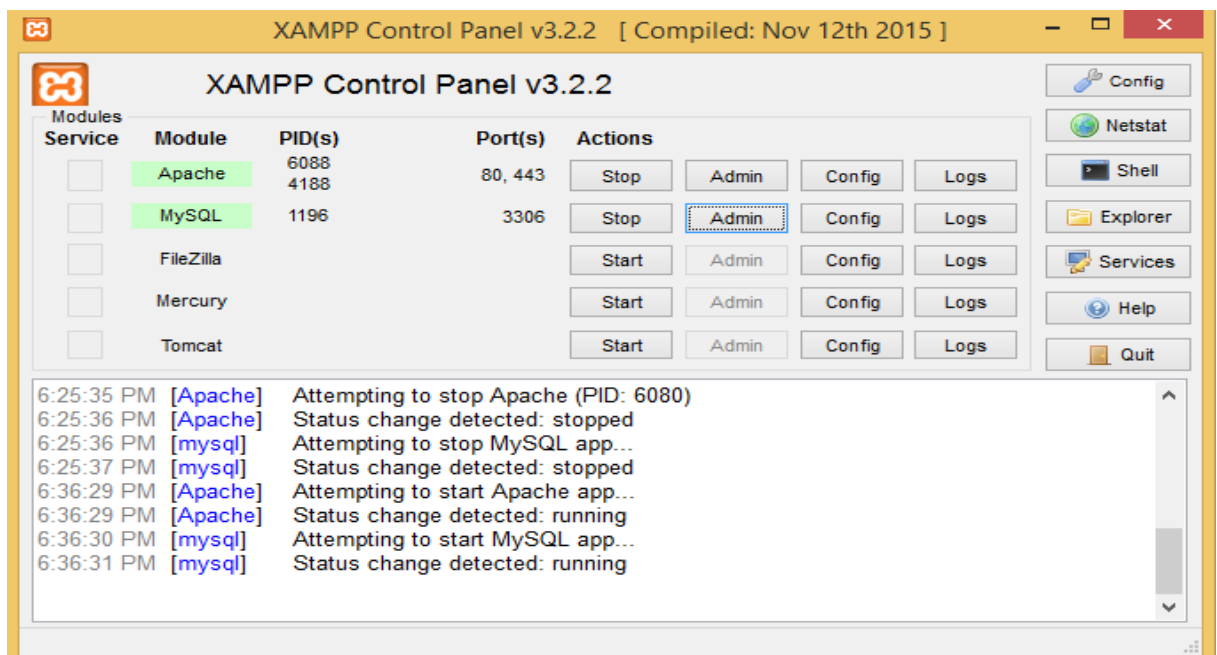


Figure 4.3: Xampp open

After on the xmap. Now create the database named “sarichuridata”. This database store all the information of the project. In this database, there are some table to store the information.

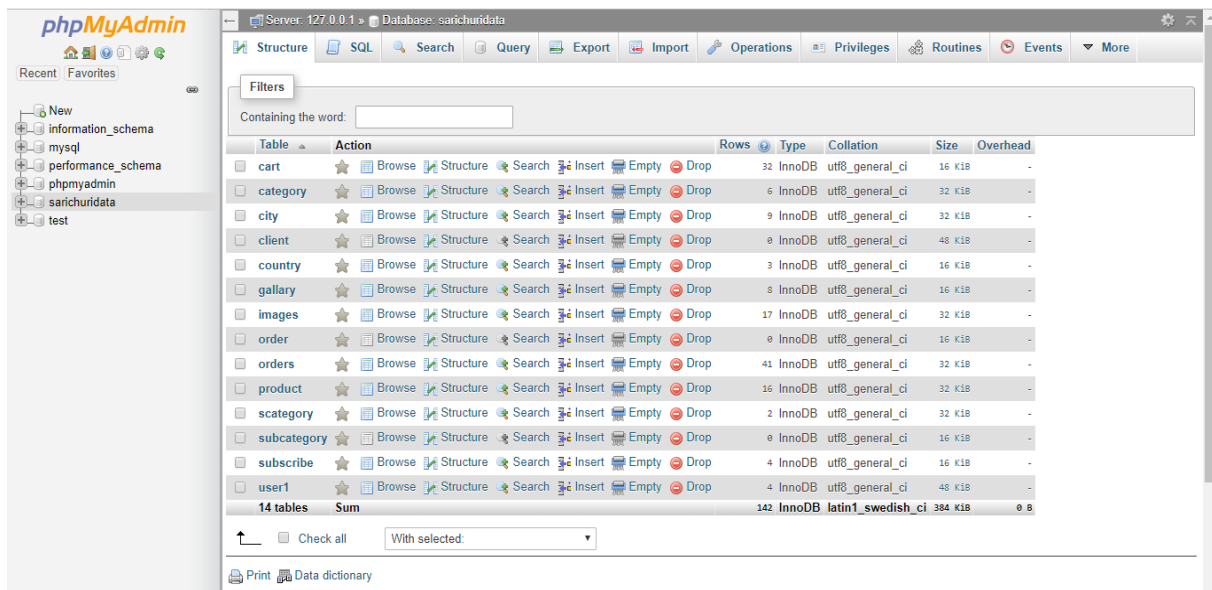


Figure 4.4: Database creation

Create database table that use for our project. Mainly table us for store information by group. Example: in my project there is table name “city”, which is use for the collecting information of the city of customer or mainly who are registered for this site.

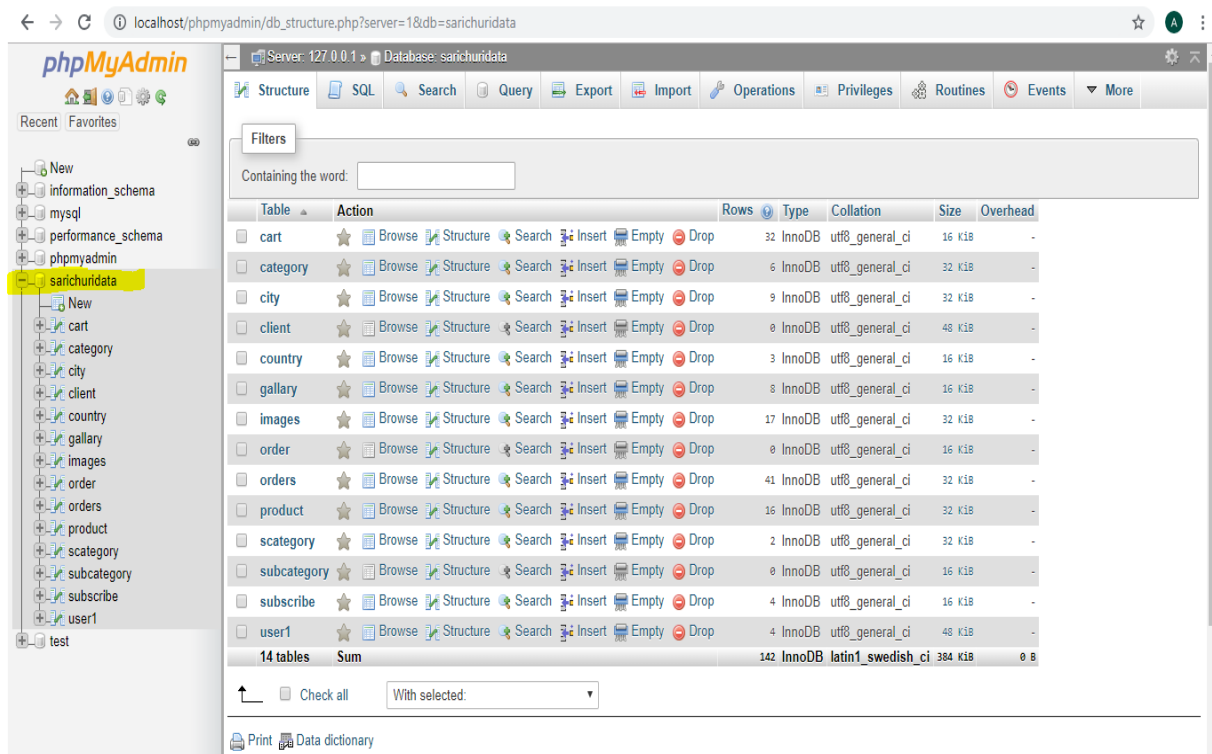


Figure 4.5: shows the database table

Connecting designing code with database. To store in formation, need to connect with database. So we connecting database with PHP. Mainly PHP code use for connecting database.

```

1 <?php
2 /**
3  *
4  */
5 class connection
6 {
7
8
9     private $username = "root";
10    private $pass = "";
11    private $host = "localhost";
12    private $dbname = "sarichuridata";
13    protected $db;
14
15    function __construct(){
16        $this->Connection();
17    }
18
19    private function Connection(){
20        try{
21            $this->db = new PDO("mysql:host=".$this->host.";dbname=".$this->dbname,$this->username,$this->pass);
22        }
23        catch(PDOException $ex){
24            echo $ex->getMessage();
25        }
26    }
27
28
29
30
31
32
33

```

Figure 4.6: Database connection by PHP code

4.3.4 Full view of project:

Here we can see the main Manus we use in our project. There all the Manu bar use in this project show on the figure. There is search bar which use for search. This is the header of the project.

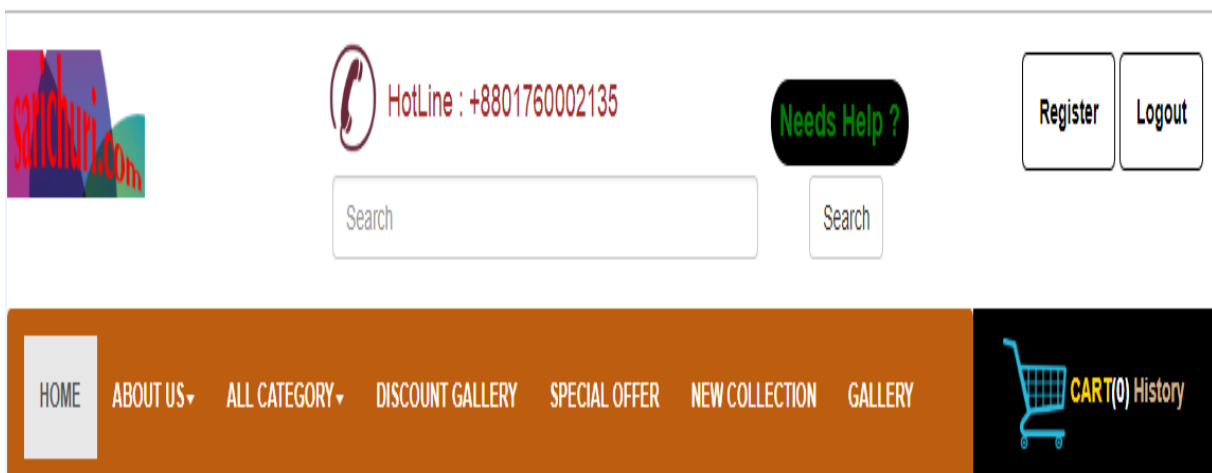


Figure 4.7: Shows Manu bar of project.

Here the main body. The project body show the Your page body is the big area in the center that contains most of the unique content of a web page, for example the photo gallery you want to display or a feature article you want your visitors to read



Figure 4.8: Shows body bar of project.

Footer of project. The purpose of a website footer is to help visitors by adding information and navigation options at the bottom of web pages. Website footer design is about choosing what to include, with the intention of helping visitors and meeting business goals.

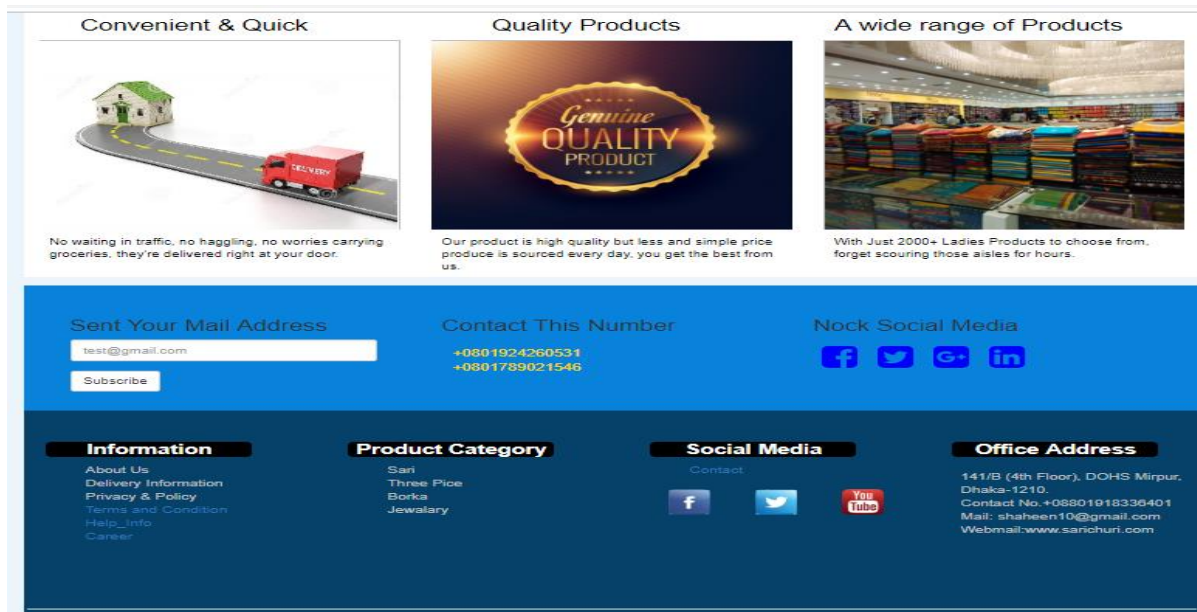


Figure 4.9: Shows footer of project.

In this project there is a section about the client what purpose he will use it. This section use for the customer to know about our site and the activity of the project.

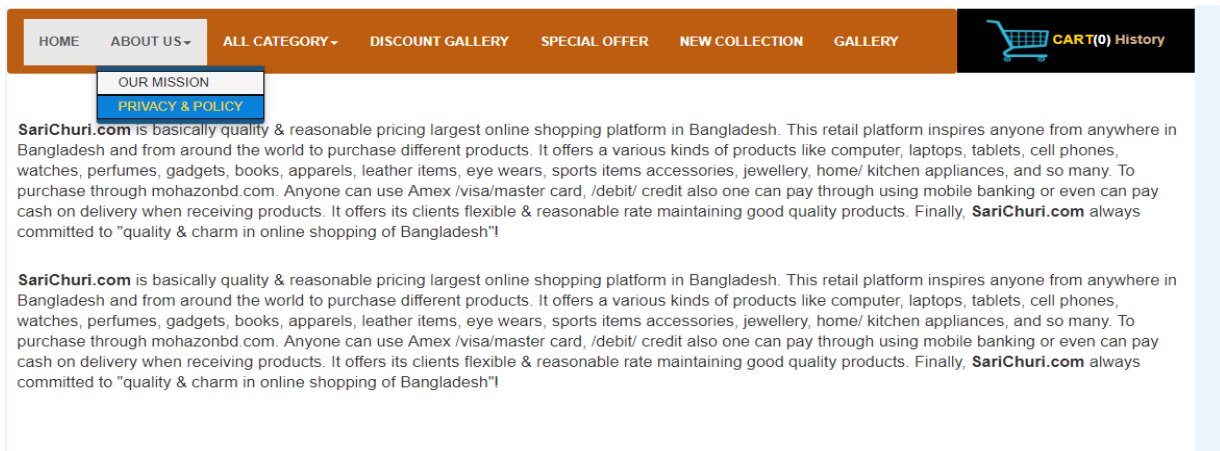


Figure 4.10: Shows Manu bars “About us” section of project.

Manu bars “All Category” section of project.

In “All Category” section there is number of things. But I show only 2 page.

- i. Sari
- ii. Jewelry

The pic of sari page is given bellow. This is e-commerce site that for woman accessories. So sari is one of them. So there is a page of sari and the collation will show by this page.

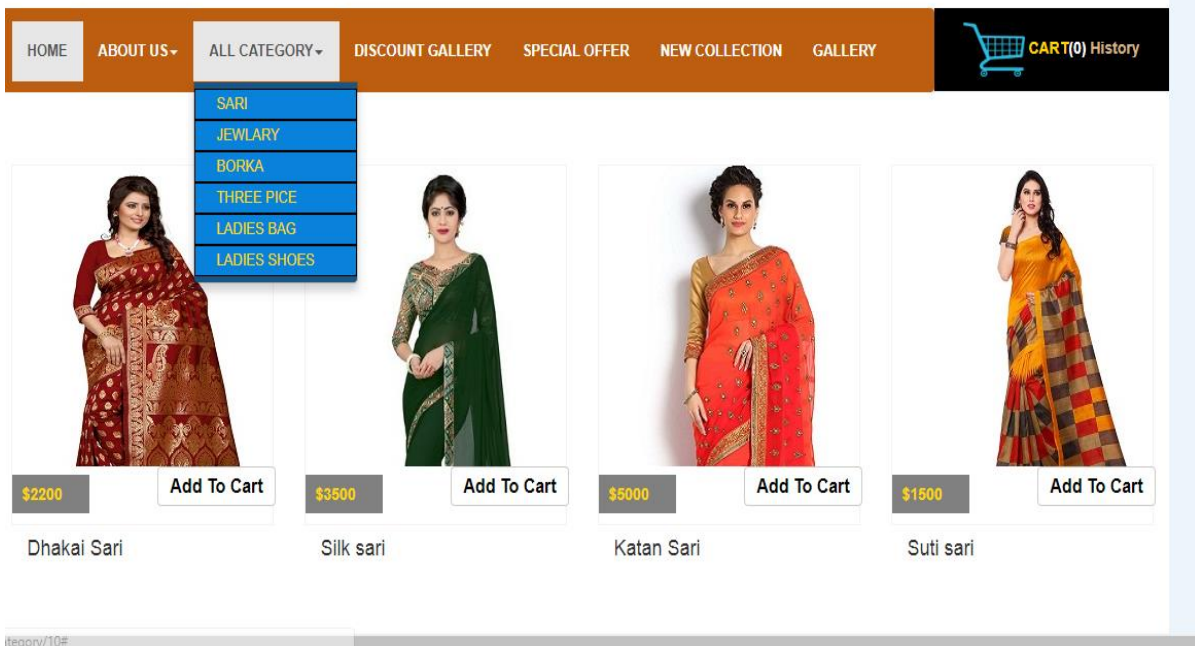


Figure 4.11: Shows Manu bars “All Category (Sari)” section of project.

Jewelry page is given bellow. This is e-commerce site that for woman accessories. So jewelry is one of them. So there is a page of jewelry and the collation will show by this page.

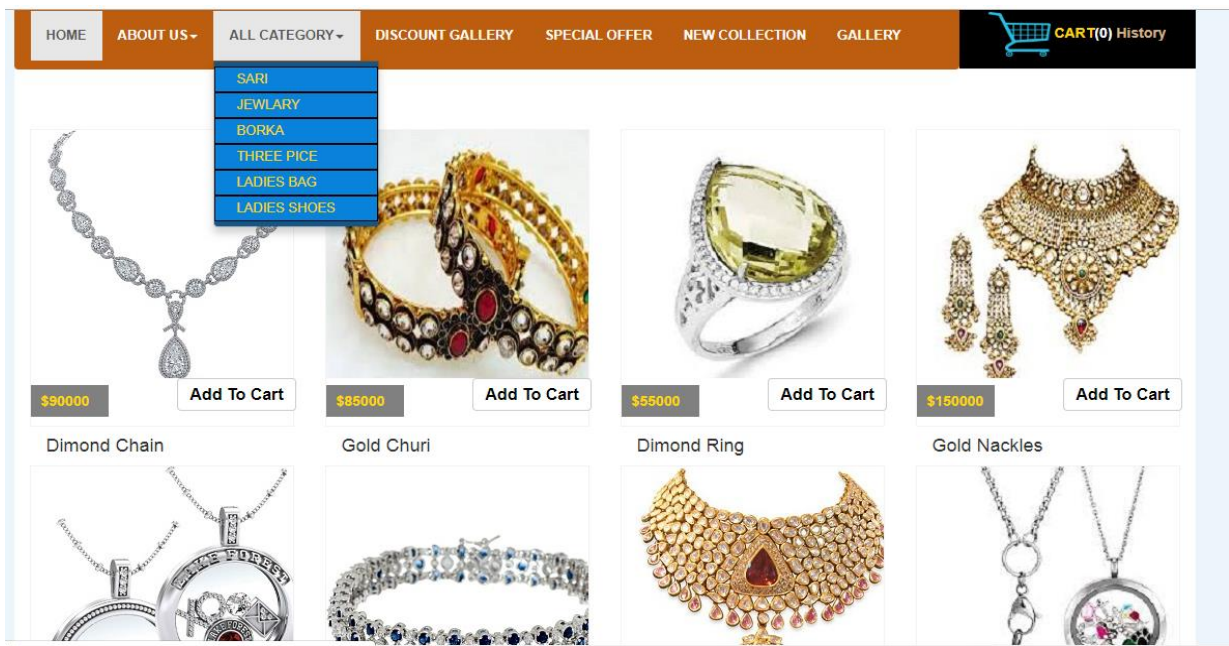


Figure 4.12: Shows Menu bars “All Category (Jewelry)” section of project.

Menu bars “Discount Gallery” section of project. There in every site they give some discount. So we design a discount page. So the owner will add the product they give the discount this is page

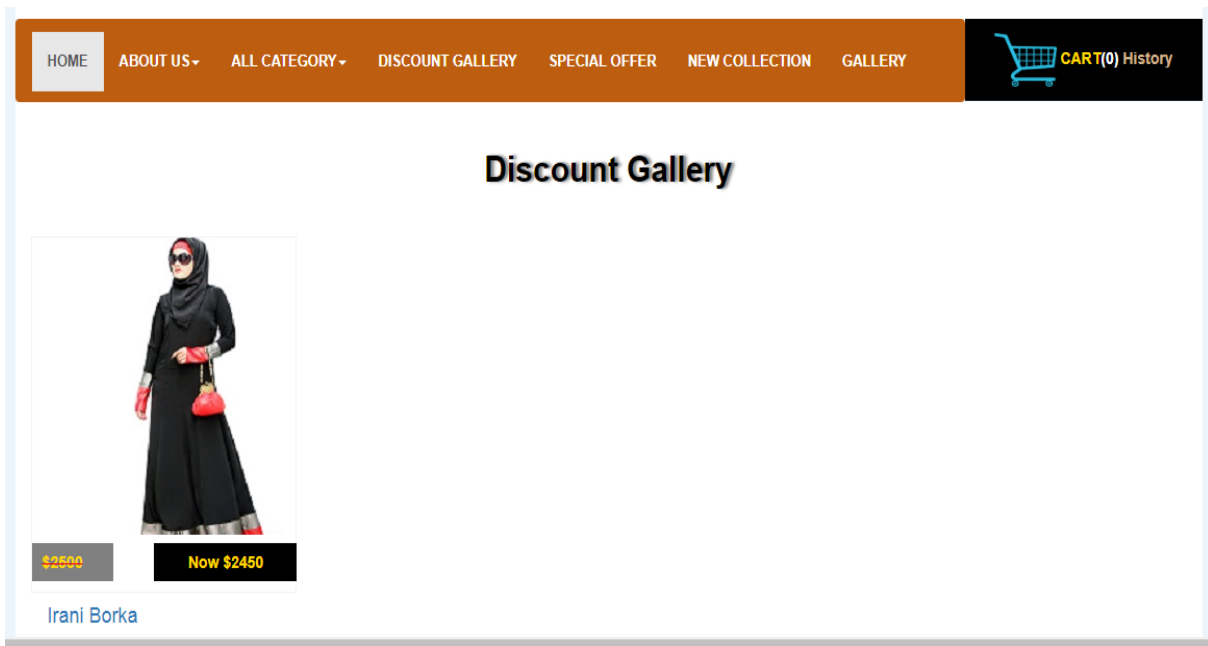


Figure 4.13: Shows Menu bars “Discount Gallery” section of project

Manu bars “New Collection” section of project. Page of the shows the new collection of the product or coming soon product. Means that upcoming product will show in this page.

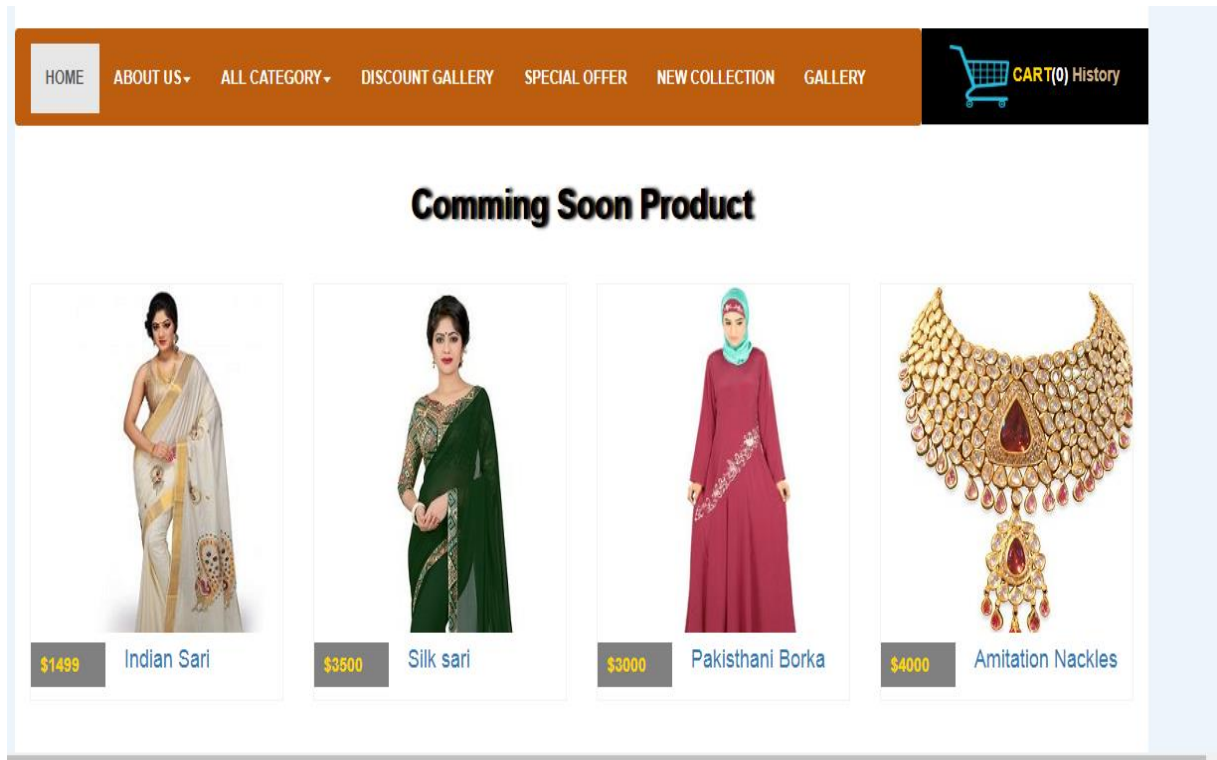


Figure 4.14: Shows Manu bars “New Collection” section of project

In this project, there is a log in process. There is a form to fill up and registered member. Form shows bellow. Here collection of information and save in database. It will also help to log in.

Figure 4.15: shows the registration form

To login as a customer or admin there is a Login panel. By giving the email and password a customer will log in this site. By login, customer will see his information and his shopping history and other things.

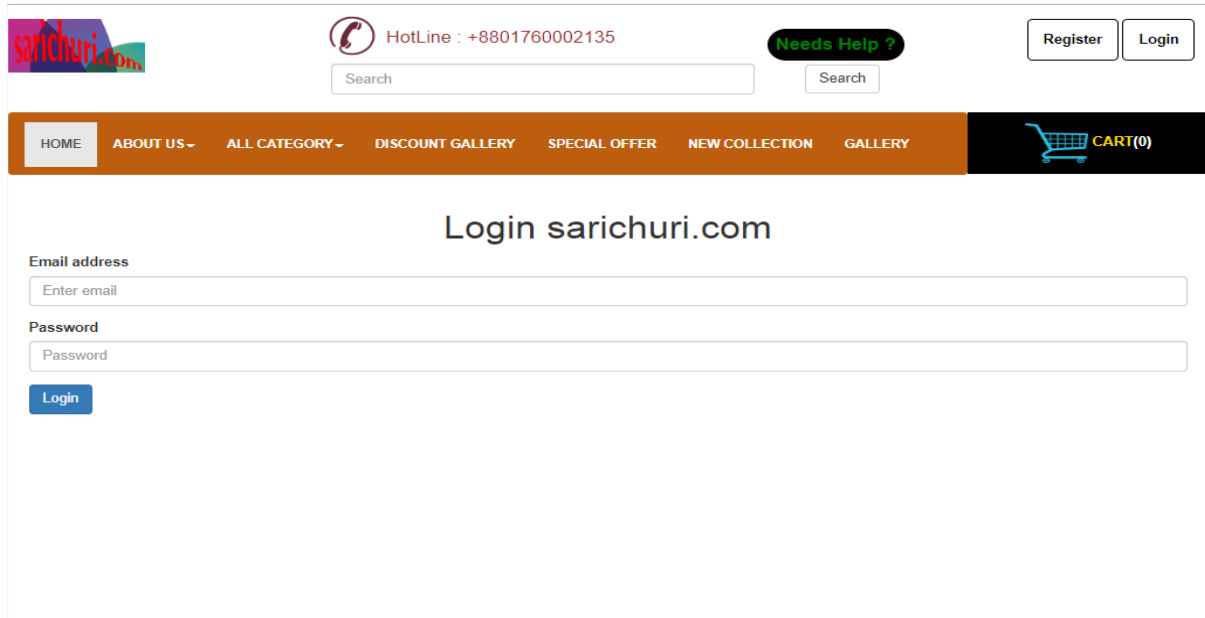


Figure 4.16: shows login panel

Login as admin looks as administrator Dashboard. To maintain and update the product there is admin. Admin information contain there. But log in this page there is also registration from. An admin also edit there information in this page.

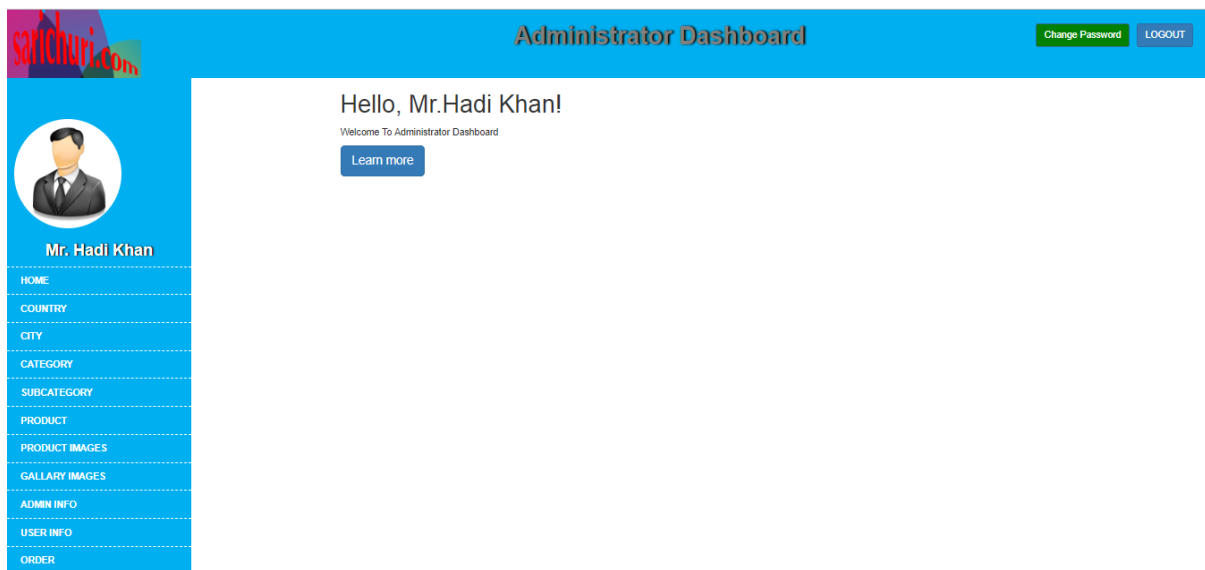


Figure 4.17: Admin login

Login as a customer. There all the details of the customer. Frist the customer register by fill up the registration form. Then he will log in with given email and password. There a customer can change all the information he give and see the shopping information also.

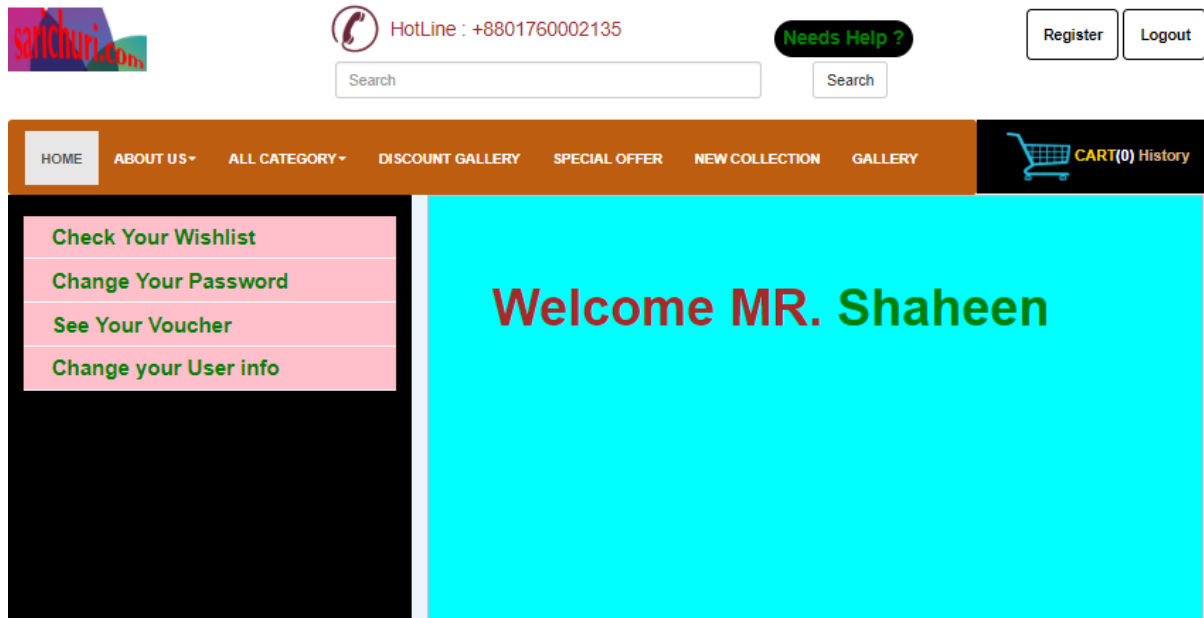


Figure 4.18: Customer login

That is the full view of the project. I try to design an e-commerce site. Design the lot of pages individual pages then link up with all the pages by PHP (Hypertext Preprocessor). Then connecting with database. By run in xampp, we got the full view of the project.

CHAPTER 5

CONCLUSION AND FUTURE CAREER

5.1 Discussion and Conclusion

In my internship period, I work on web designing. I fell blessed to work in Star IT Ltd and get lot of experience on design part of web design by using HTML & CSS. During my intern period, my job is to design the pages and check it. Also design some back up pages of sample which make proper web site template that company can show there client.

So this work help e to work in future and it was great experience to work with experience people. In job life, we face lot of problem but it will help me to coup up those situation. I also learn different type of programing language. So I can say that, this intern help my career as a web designer.

5.2 Scope for Further Career

I job mark, finding job is not a easy task, if your fresh graduate. Every job sector, they prefer experience. So my intern will help me lot to success in job life. Job scope is also increased by this internship. The scope in given bellow

- Web developer
- Web designer
- Testing
- Quality insure engineer
- Work in IT companies
- System analyst
- Project manager
- As a technical support stuff

REFERENCES

[1] Information of Stat IT Ltd, available at, <<<https://www.123starit.com/>>>, [last accessed on 08-11-2018, 9.20pm]

[2] Information of Stat IT Ltd, available at, <<<https://staritinc.com/>>>, [last accessed on 08-11-2018, 9.20pm]

[3] Introduction Stat IT Ltd, available at, <<<https://www.123starit.com/en/about-us/>>>, [last accessed on 08-11-2018, 9.20pm]

[4] Organizational structure, available at, <<https://en.wikipedia.org/wiki/Organizational_structure>>, [last accessed on 08-11-2018, 9.20pm]

[5] Introduction of internship, available at, <<<https://en.wikipedia.org/wiki/Internship>>>, [last accessed on 08-11-2018, 9.20pm]

[6] Challenges, available at, <<<https://www.webdesignerdepot.com/2017/11/7-design-challenges-to-sharpen-your-skills/>>>, [last accessed on 08-11-2018, 9.20pm]

Appendix A: Internship Reflection

As a student of CSE, there is choice one from three which is offered us. Intern is one of them. I choice intern instead of project or thesis. I choice intern because i want to know the job market and job culture in our country. I also great opportunity to learn professionalism as well as handle the pressure.

I intern in **Star IT Ltd** because of growth of the company and working pattern and their reputation. I have interested in web from the staring study in CSE. My interest and working policy are matched with **Star IT Ltd.** services. As a intern, my duty learn more on web design and also contribute to the service of company. It will make me more compatible in job markets.

In websites, it is imports part is design. It is important for a intern like me to make good portfolio by the designing assignment which one is given from the company. This portfolio will help me at job mark. It will improve my skill and understanding in web design. Those people who involved project is primarily the participants introduced to Web Design including both the teachers and students.

My biggest learning from the intern is working with team and patiently coup up with different problems. Every member has their place and equally participant in a project and also priority every member opinion. From this company how to handle the client. If any of mine want help in web or IT related help from company, i will suggest then Stat IT Ltd as a first priority.

Appendix B: Company Details

Star it Ltd Founded on May 12, 2012 in Dhaka. Firstly, they served inside in Bangladesh. Now they served outsider of our country. Star IT was founded with the intent to serve the global web design and development market and offer related services. Our aim is to offer our client's immense benefits such as increased bottom line, accelerated marketing campaigns, promote a brand etc. We are professionally involved in web design and development since 2009. We provide a high-quality service as customer requirements. It's guaranteed to using our services you will be 100% satisfied. We have enough web developers to support you anytime with successfully. Star IT Ltd give the services of Web design & development, Software development and SEO optimization other it related service.

Head Office

4th floor, Mizan Tower

Kyllanpur, Dhaka-1207

Email: info@123starit.com

web: <https://www.123starit.com/>

<https://staritinc.com/>

Phone: +8802091433

PLAGIARISM REPORT

[Document Viewer](#)

Turnitin Originality Report

Processed on: 24-Nov-2018 10:17 +06

ID: 1043958184

Word Count: 4096

Submitted: 1

143-15-4473 By A.h.m. Abu
Faisal Naeem

Similarity Index

26%

Similarity by Source

Internet Sources:	23%
Publications:	1%
Student Papers:	21%