

**WEB DESIGN AND DEVELOPMENT OF ONLINE UNIVERSITY RESULT  
MANAGEMENT SYSTEM**

**By**  
**SANJIDA AKTER**  
**ID: 161-15-7154**

Project Presented in Some Blessing of the Necessity for the Degree of  
Bachelor of Science in Computer Science and Engineering.

Supervised By  
**A. S. M. Farhan Al Haque (ASMFH)**  
Lecturer

Department of Computer Science and Engineering  
Daffodil International University

Co-Supervised By  
**Mohammad Jahangir (MJA)**  
Lecturer

Department of Computer Science and Engineering  
Daffodil International University



**DAFFODIL INTERNATIONAL UNIVERSITY**  
**DHAKA, BANGLADESH**  
**DECEMBER 2018**

## **APPROVAL**

The project report ‘**Web Design and Development of Online University Result Management System**’ submitted by Sanjida Akter, ID: 161-15-7154 The Department of Computer Science & Engineering, Daffodil International University, has been accepted as Some Blessing of the Necessity for the Degree of Bachelor of Science in Computer Science & Engineering and approved as its style and contents.

## **BOARD OF EXAMINERS**

---

**Dr. Syed Akther Hossain**  
**Professor and Head**

Department of Computer Science & Engineering  
Faculty of Science & Information Technology  
Daffodil International University

**Chairman**

---

**Narayan Ranjan Chakraborty**  
**Assistant Professor**

Department of Computer Science & Engineering  
Faculty of Science & Information Technology  
Daffodil International University

**Internal Examiner**

---

**Md. Tarek Habib**  
**Assistant Professor**

Department of Computer Science & Engineering  
Daffodil International University

**Internal Examiner**

---

**Dr. Mohammad Shorif Uddin**  
**Professor**

Department of Computer Science & Engineering  
Jahangirnagar University

**External Examiner**

## **DECLARATION**

I hereby declare that, this internship report has been done by me under the supervision of **A. S. M. Farhan Al Haque (ASMFH), Lecturer, Department of CSE**, Daffodil International University. I also declare that neither this internship report nor any part of this internship report has been submitted elsewhere for award of any degree or diploma. I also declare that, I collect information from DIPTI, books and internet.

### **Supervised by:**

---

**A. S. M. Farhan Al Haque (ASMFH)**

Lecturer

Department of Computer Science and Engineering

Daffodil International University

### **Submitted by:**

---

**Name: Sanjida Akter**

I'd:161-15-7154

Department of CSE

Daffodil International University

## ACKNOWLEDGMENT

First of all, I would like to ultimate our gratitude to the Almighty Allah, the most gracious and the most merciful, for giving me energy and ability to complete this project.

Then I would like to thanks to our supervisor **Mr. A. S. M. Farhan Al Haque (ASMFH), Lecturer of Computer Science and Engineering department, Daffodil International University**,for his helpful suggestions in selecting out project topics, planning and implementation of the project work. Also, he greatly helped me to improve our project writing and presentation skills, which i believe, will benefit me throughout our future career.

I warmly thank to Dr. Syed Akhter Hossain, Professor and Head Department of Computer Science and Engineering, Faculty of Science & Information Technology, Daffodil International University, for his expensive counsel and ethical adjuvant. Otherwise his extensive discussion around work and interesting exploration in operation has been very conductive for this study and practice.

Finally, I extreme gratefulness & course mate and thanks to the Department of Computer Science and Engineering for giving me the opportunity to study here and supporting me greatly though our graduate study. I give thanks to those people who have permitted me to perform and practice the training up to carrying out this report. At first my special thanks to Asif Abir sir, at DIPTI. His performance is taking into consideration and I am thankful for the time they took to help and cooperate with me fulfill my objectives.

Finally, & At last, I cordially thanks to my parents for their unquestionable support. I would like to give my special thanks to my parents for their endless love, help and belief.

## **ABSTRACT**

During my internship time period I also learned the importance of team work in a professional system. In this report shown that the importance of practical activities work besides the academic education. Otherwise This report highlights four months internship as Web designer and Developer in Daffodil International Professional Training Institute (DIPTI). I used HTML, CSS, PHP, MYSQL throughout the internship time period. I got to learn from working as different projects. Teacher can insert all marks of his teaching courses from anywhere in online, Tabulator can print results and tabulations, Controller section can analyze, evaluate automatically by the applications and print results, tabulations, Transcripts and Certificates from anywhere, Registrar section can analyze and testimonial from any time, Head of the departments can allocation and distributed courses, class room, examination duties and others activities and the Student can print and view his result from anywhere in a simple way to implement and use the proposed project. This project is useful to the teacher, students and others stakeholders and over all University for getting the results in simple, automated and online manner. By a result analyzer with subject status and marks is an application tool for displaying the results in secure way .The aim of the project is to study PHP, HTML, CSS, JavaScript and Ajax.

## TABLE OF CONTENTS

<b>CONTENTS</b>	<b>PAGE</b>
Board of examiners	i
Declaration	ii
Acknowledgements	iii
Abstract	iv
<b>CHAPTER</b>	
<b>CHAPTER 1: INTRODUCTION</b>	<b>1-3</b>
1.1 Intruduction	1
1.2 Motivation	1
1.3 Internship Objective	2
1.4 Scope	2
1.5 Methodology	3
1.6 Report Layout	3
<b>CHAPTER 2: ORGANIZATION</b>	<b>4-5</b>
2.2 Introduction	4
2.3 Daily Task and Activities	4
2.3 Organization and structure	5
<b>CHAPTER 3: INTERNSHIP ROLES AND RESPONSIBILITES</b>	<b>6-18</b>
3.1 Daily Task and Activities	6
3.2 Project Task and Activities	7
3.2.1 Development Process	7
3.2.2 The System Development Life Cycle	7
3.2.3 Database Orient System Approach	7
3.2.4 Sharing of data between application	8
3.2.5 Flexible User Interlace	9
3.2.6 Website Features	9

3.2.7 Content	9
3.2.8 Usability	9
3.2.9 Appearance	9
3.2.10 Software Requirement Analysis	9
3.2.11 Languages	10
3.2.12 Java Script	10
3.2.13 Requirement Analysis	10
3.2.14 Feasibility Study	10
3.2.15 Expected Schedule	11
3.2.16 Recurring Costs, it involves	11
3.2.17 Operational Feasibility	11
3.2.18 Schedule Feasibility	11
3.2.19 System Architecture	11
3.2.20 Features of the Website	12
3.3.1 System Design	12
3.3.2 Design	12
3.3.3 Apache XANIPP Server Design	12
3.3.4 Data Structure Design	13
3.3.5 Procedural Design	13
3.3.6 Interface Characterization	13
3.3.7 Database	13
3.3.8 Database Creation	13
3.3.9 Table Creation	13
3.3.10 Normalization	14
3.3.11 The Objective of Normalization	14
3.3.13 E-R Diagram	15
3.4.1 Query	15
3.4.2 Query dose the Following Tasks	16
3.5.1 System Analysis	16
3.5.2 Input Analysis	16
3.5.3 Input Data	16
3.5.4 Source Documents Analysis	17
3.5.5 Output Analysis	17
3.5.6 Data Analysis	18

3.5.7 Summary	18
---------------	----

<b>CHAPTER 4: PROJECT GRAPHICAL VIEW</b>	<b>19-32</b>
--	--------------

4.1 Login	19
4.2 Dashboard	19
4.3 Department	20
4.4 Batches	21
4.5 Course	21
4.6 Students	22
4.7 Teacher	22
4.8 Result Testing	23
4.10 Teacher login	24
4.11 Student login	25
4.11 Testing the system	26
4.12 Conclusion	26
4.13 Outcome	27
4.14 Limitations	27
4.15 Future Development	27
4.16 Features of the Future Implementation System	27
4.17 Summary	28
References	29
Appendix	30



# CHAPTER 1

## INTRODUCTION

### 1.1 Introduction

Internship is a medial for students to admit into professional activities, work and get accustomed with the technological & practical job or work life. This is more then helpful for technical or engineering students to do an internship. This will help students to decree with professional work in actual time. I think it is must necessary to apply my four years theoretical knowledge to the fixed engineering field, so that I could understand the software development method in real life in this sector. For that reason, I always deprived to get engaged with any organization where I can get practical experience and learn the procedure of using this knowledge in a professional way. Daffodil International University (DIU) provides that opportunity to their students of having an internship in their bachelor degree as it always accentuates on industry orientation in academic study. For these purpose, industry people are invited to DIU to talk about their company and experience. The three month's internship program is one of the most effective way of achieving industry orientation. Students who wish to participate in an approved internship program should work with their employer's work site supervisor to develop a written plan for the work. I have discussed about the existing University Result Management System.

### 1.2 Motivation

Mobile Online enables software development is another hot concern to meet next-generation demand. We also can develop an application at any time using desktop, laptop and mobile phone with internet access on Oracle cloud .Now a day's software development goes to (RAD) based and (REA). Day by day the of our whole world is becoming increasingly fully dependent on the internet technology. Otherwise At the same time, the software development's prime thought is the security issue. Considering all these things Oracle Application Express is one of the best path. Oracle Application Express is browser-based software development IDE that is very lightweight and latest attest development facility to develop (REA).

### **1.3 Internship Objective**

Our objective is A simplify the existing University Result Management System. A result processing system is very necessary for any educational institute. This system has an orderly grouping of interdependent components such as student information, semester information, and course information, result for per student etc. To make a University Result Management System I followed **Agile Methodology** such as planning, Analysis, Design, Build, Test, Deploy and Review. How to make a proper Website & test this software on employees, how could an employee interact with new software and lastly to present an overview of the DIPTI.

1. To know the historical background of the Company.
2. Working experience in web design & development.
3. To know the various challenges in front of in IT sector.
4. To know Mission, Vision.
5. To know problems in the practical life.
6. To know solving the problem.
7. To know my learning part and know practice.

### **1.4 Scope**

This report is principally built for academic intension and to settle the incomplete necessity of Computer science & engineering program from the Department of (CSE), Daffodil International University. This report gives knowledge of the experience that I faced in my internship period on a professional training institute. As well as it also provide for a short statement of total training institute for students who are interested about corporate office for their professional growth.

### **1.5 Methodology**

To write this report I have got some information from the Rathindra Nath Das, Executive Director of Daffodil International Professional Training Institute (DIPTI). Otherwise Rathindra Nath Das sir is a very good and positive free minded person. He always motivates me and always give me good suggestions for my work. My teacher Asif Abir is very friendly with me. He always cooperates with me. He is always stay with me whenever I need and when I face any problem in my work he try to help me

to solve problem Otherwise I also take some help of youtube which created by Asif abir sir .It helped me a lot learn Web design & development. He always helps me for learning new topic. HTML, CSS, Java Script, PHP, MYSQL. Now all the languages are so easy for me cause Sir help me to understand those topic very easily and smoothly . W3schools.com website for web application development resources that I followed.

## **1.6 Report Layout**

Chapter-1, I have discussed about the objectives, scope of the report, methodology and limitations of my report chapter-2, I describe about Company profile. Chapter-3, I have written internship rules and responsibilities .

. Chapter-4 I describe about project graphical view. And I describe about conclusion & Appendix.

## **CHAPTER 2**

### **ORGANIZATION**

#### **2.1 Introduction**

Daffodil International Professional Training Institute started many years ago and the best Professional Training Institute country. From developing a unique brand identity to web design and build, DIPTI all of the business tools you will need to manage your website now and in the future. DIPTI has vision and mission. The vision of DIPTI is to be the number one choice for job-oriented training for our huge pool of manpower as per market demand. There are LEGAL STRUCTURE & GOVERNMENT RECOGNITIONS of DIPTI. On April 25, 2002, DCL was converted into a Public Listed Company with the approval of security exchange commission (SEC) under the Ministry of Finance and Planning. DIPTI operates under Daffodil Computers Ltd (DCL). The present education system in the country is not so up to date, technology-driven and professional-oriented that can meet the demands of modern necessities of the global era. As a result, a lot of student completing their higher education in different Universities and Institutes are not able to prove themselves to meet the requirements of the recruiter in the job market. Keeping all of these in mind, DIPTI works diligently to bridge the gap between the typical academic classrooms experience and -providing education necessary for the day-to-day demands of business and society.

#### **2.2 Product and Market Situation**

DIPTI is an initiative of Daffodil Computers Ltd. (A Public Limited Company by shares) that will be the first professional education providing body in Bangladesh. DIPTI will provide a very wide range of job oriented and professional development training both skilled and unskilled people to a human resource. These courses offer the opportunity for practitioners, individual, businessman, and employees to refresh to expand and enhance their skills/ professionalism. Professional Development Programs offer more than just a traditional learning experience. All the courses run by DIPTI will be experiential, challenging, interactive.

## **2.3 Organization Structure:**

### **Services**

Autodesk 3D's MAX

Autodesk Maya (Animation)

Video Editing

Interior Design

Cinema 4D

Auto CAD

Rigging & Animation

Amazon Affiliate Marketing

Professional Web Design

Professional Web Development

Object Oriented PHP and MySQL

Android/Mobile Apps

Certificate in Web & e-Commerce.

### **Domain**

Domain transfer

Reseller domain

Search a Domain

Domain Registration

### **Hosting**

Unlimited hosting

E-Commerce hosting

Hosting packages

Linux Hosting

Reseller hosting

### **Client**

We have many links, affiliation and partnership with different local and global educational institutions, Universities, ICT industries, etc. of them are: Bangladesh Technical Education Board (BTEB), University and Industry Alliance, University of Dhaka, Daffodil Foundation, Daffodil Education Network (DEN).

## CHAPTER 3

### INTERNSHIP ROLES AND RESPONSIBILITIES

#### 3.1 Daily Task and Activities

Shortly I have already completed 4-month Internship in an organization Daffodil International Professional Training Institute (DIPTI). Otherwise I have to Task and Activities each every day. It was many tasks and activities in Website design and Development.

#### 3.2 Project Task and Activities

##### 3.2.1 Development Process

Issues That Are Consider Designing the University Result Management System A good system is organized and functional. It must load quickly and should be easy to use. To design the system, I spent maximum time in planning. While design the system I kept some issues in mind. The issues are given below-----

- Is the information reliable and error free?
- Dose the information stored correctly?
- Is the system fag?
- Does the user get or enter information in the easiest way?
- What is intrinsic value?

##### 3.2.2 The System Development Life Cycle

To understand system development, I need to recognize that the system has a life cycle, just living or a newborn product. Otherwise the System analysis and design are crazed to the system life cycle. After design the stages of period are displayed in Figure I-I. The explainer obey development from one stage period to another stage period systematically ,replying and answering key query and perform and achieving results of outcome in each stage period.



Figure 3.2.2.1 System Development Life Cycle

### 3.2.3 Database Orient System Approach

I know that in computer science, a database is a structured gathering of records file or data that is plucked in a computer system in order that a computer program or person managing a question language can discuss it to answer queries. The records recovered in reply to question are message and information that can be used to build judgment. The computer program used to handle and query to database is aware of a database management system (DBMS). The feature, scheme and design of database systems are covered in the lesson and study of information science. Databases ore used in many applications in different ways. Some application utilizes database for storing massive amount of growing data for better manage ability and searching capabilities. Again, some applications utilize database for storing, processing and making decisions Wed on data. This project deals with automated 1 University Result Management System. So therefore, using a database will definitely make it efficient to reach in to the goals of this project with properly designed database schema and the use of powerful database queries in conjunction with logics and algorithms targeted to the problems.[2]

### 3.2.4 Sharing of data between application

A computer implemented method of sharing data between computer applications, the method comprising, receiving, at an application server sub-system of a hosted computer server system. The system, that is separate from the application server sub-system, data that represents the content; receiving a request for the stored data that represents the content.

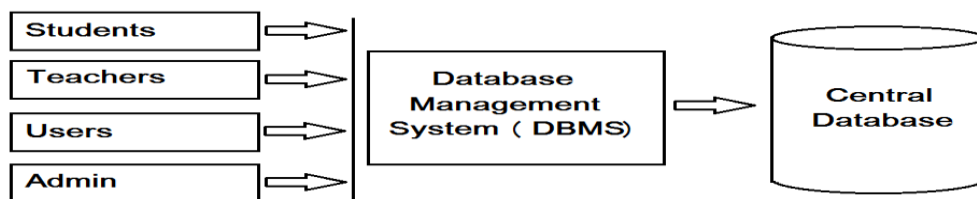


Figure 3.2.4.1: SHARING OF DATA BETWEEN APPLICATIONS.

Since concerned data is amassed in one single database, quicken data integrity is much simple and easier. In addition, the functions in the Database management system can be used to quicken the integrity rules with minimum programming in the application programs. Concerned data can be partition crosswise programs since the data is stored in a centralized manner. Otherwise new period applications can be developed to handle against the very same data.

### **3.2.5 Flexible User Interlace**

Web browsers, the client-side application serving the program interfaces of web-based application, do not impose any limit on the height or screen size of a page in most cases. This results the freedom to offer varying quantity of information in different pages rather than restricting to a specific size like typical desktop applications. In the proposed automated system, it is expected that the result is displayed in the screen.

### **3.2.6 Website Features**

Typically, a website, there has few features. Otherwise These are usually contextual to both primary basic and forward website.

### **3.2.7 Content**

The ingredient and rights message on the site should be topical to the site and should goal the area of the public that the website concerned with.

### **3.2.8 Usability**

Normally The site should be user-friendly, easy to use with the interface and rowing easy and authentic.

### **3.2.9 Appearance**

The text and graphics must be should involve an individual style that obey entirely to show unity. The style should be professional moving and topical.

### **3.2.10 Software Requirement Analysis**

The language and tools that I used to develop our project “University Result Management System” are as follows:



### **3.2.11 Languages**

In This Project Following Languages Are Used:

HTML, Cascading, Style Sheets (CSS), PHP, Java Script

MYSQL database system:

- MYSQL is a database server.
- It is ideal for both small and large application.
- MYSQL supports standard SQL.
- It is free to download and use.
- MYSQL is a robust and scalable RDBMS.

It is a multi-user and multithreading RDBMS server that uses SQL to inter-connect with and manipulate data.

### **3.2.12 Java Script**

Java script is an interpreted programming or script language from Netscape. It is somewhat similar in capability to Microsoft's Visual Basic, Sun's Tel, the UNIX-derived Perl, and IBM's Rex.

### **3.2.13 Requirement Analysis**

In everyday life, private and public organizations altitudes are envisaged with new technology developments, new business facilitates, and societal changes presenting endless facilitates. To take merit of these opportunities they need effective management strategies and system an engineering approaches that deal with both technological complications.

### **3.2.14 Feasibility Study**

Feasibility studies aim to objectively and fairly uncover the strengths and weaknesses of the existing raised venture facilitates and threats as presented by the environment the provisions required to carry through, and ultimately the expectations for success in its simplest term, the two criteria to syndic feasibility are cost required and honor to be attained. As such, a well-designed feasibility study should bargain announcement of the service, accounting statements, details of the functions and management, research and discredetness, financial data and legal requirements. Generally, feasibility studies forego technical development and project redaction. The measurement is based on a configuration design of system requirements in terms of Input, Processes,

Output, Fields, Programs, and Procedures. This can be in terms of volumes of data, aptitudes, recapitulation of updating, etc. in order to catalogue whether the new system will perform adequately or not. Technological feasibility is carried out to determine whether the project has the capability, in terms of personnel and expertise, to handle the completion of the project.

### **3.2.15 Expected Schedule**

- Analysis is approximately 10 days,
- Study in Development Tools Approximately 5 days.
- Design approximately 15 days.
- Cost Benefit Analysis Initial costs, it involved
- Setup a LAN network.
- Analyzing and designing costs.
- Training of the users.

### **3.2.16 Recurring Costs, it involves**

- Maintenance of the Systems to improve the reliability
- Others stationers.
- Reduction of human labor.
- Improved services.
- Time saving.
- Cost effective.

### **3.2.17 Operational Feasibility**

Operational feasibility is a measure of how well a proposed system solves the problems, and takes advantage of the opportunities identified during scope definition and how it satisfies the requirements identified in the requirements analysis phase of system development.

### **3.2.18 Schedule Feasibility**

A project will fail if it takes too long to be completed before it is useful. Typically this means estimating how long the system will take to develop, and if it can be completed in a given time period using some methods like payback period. Schedule feasibility is a measure of how reasonable the project timetable is. Given our technical expertise,

are the projects deadlines reasonable .Some projects are initiated with specific deadlines? Need to determine whether the deadlines are mandatory or desirable.

### 3.2.19 System Architecture

"Three users can access this website. Teacher Administrator check teachers can enter the students result and then posted result and final 3.5 shows the Dial y Students can check their result. Figure gram of the System Architecture [3]

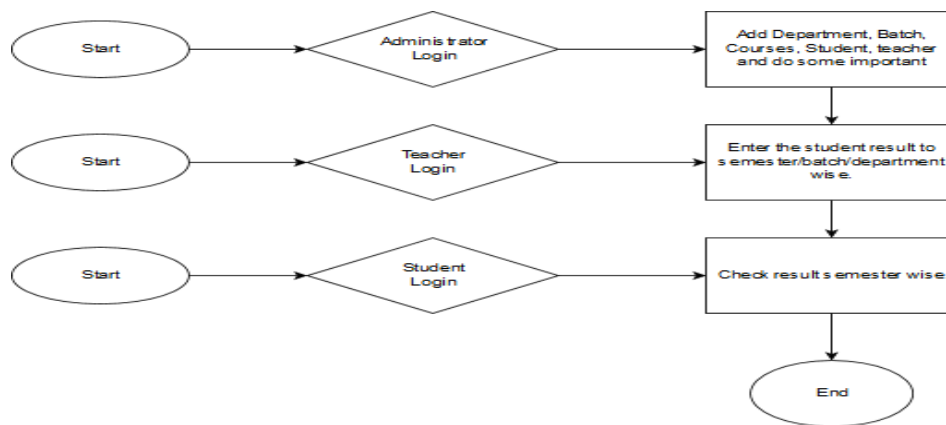


Figure: 3.2.19.1 shows this process.

### 3.2.20 Features of the Website

- Helps users to get related information through on-line, such as news, activities, notice etc.
- Helps to gate the Annual Examinations result from anywhere.
- Making the system more users friendly and easy to use.

### 3.3.1 System Design

System Design The design of the website is one that would accommodate news article, search engine, drop down menus, downloadable, annual reports and multimedia content just to mention but a few. To build a content management system website with the features mentioned above needed a database, script language for programming and a web server.

### 3.3.2 Design

Software design is actually a multi-step process that focuses on 3 distinct attributes those are following.

### 3.3.3 Apache XANIPP Server Design

This involves the development of a modular program structure and represents the control relationships between database and view modules.

### 3.3.4 Data Structure Design

The system mainly comprises a central containing the details of the schools, colleges, or Universities. This database was split into different related tables for efficient data storage and retrieval.

### 3.3.5 Procedural Design

This step gives the algorithmic details of each of the modules discussed in the previous step. Here, it has given a study of the various triggers provided web page and stated their use in the development process.

### 3.3.6 Interface Characterization

This was done in HTML, CSS, JS and query's front end.

### 3.3.7 Database

A Database management system consists of a collection of interrelated data.

### 3.3.8 Database Creation

To Create Database first need to choose Database name. Then give chosen name will be created new Database. Figure 3.3.8.1 shows this process.

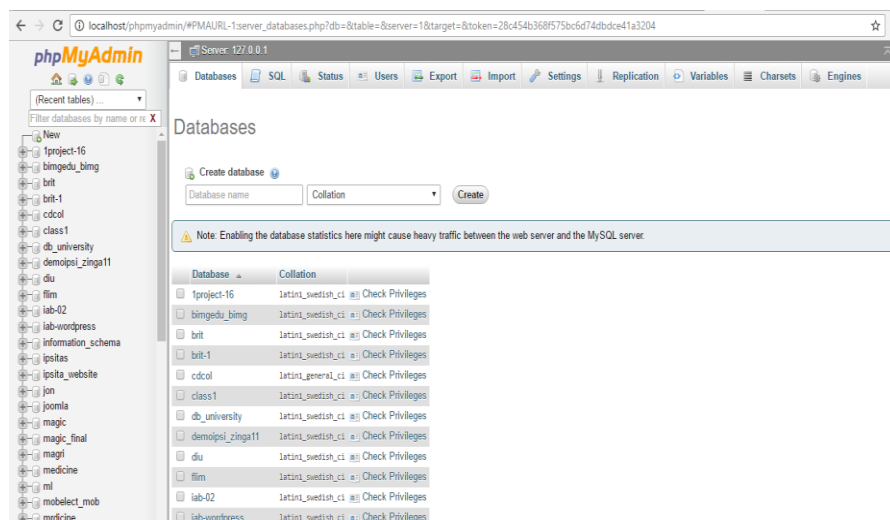


Figure 3.3.8.1 shows this process.

### 3.3.9 Table Creation

To Create Database Table for choose Table name and field name. Give the Table Name and number of field and then will be created I table.

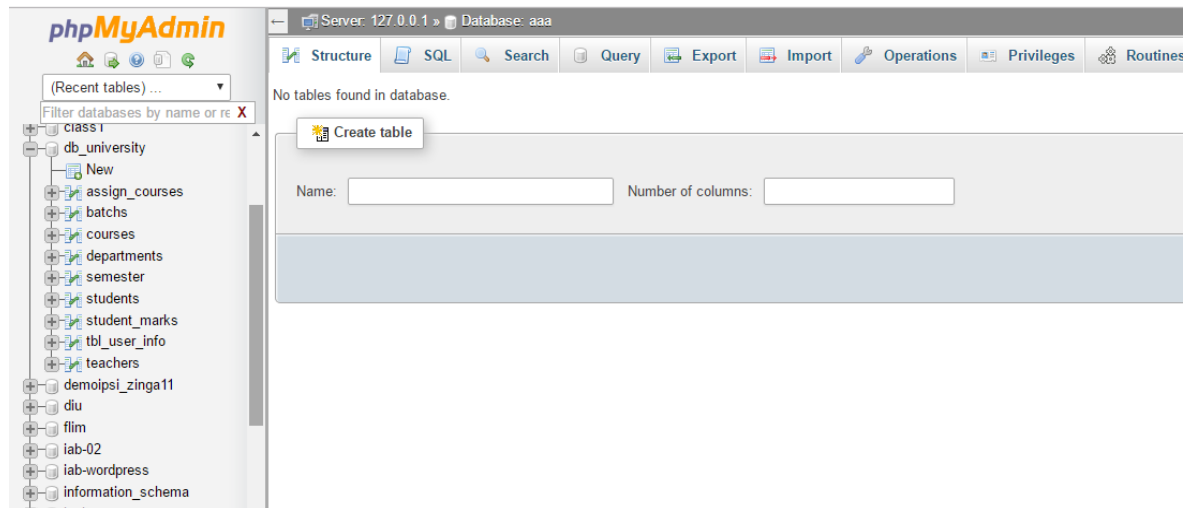


Figure 3.3.9.1 shows this process

### 3.3.10 Normalization

Normalization of relation schemas is done to eliminate insertion and deletion anomalies that exist in database. Normalization is to step by step reversible process of converting given collection of relation to some more regular structure. No information is loosed in normalization process.

### 3.3.11 The Objective of Normalization

- To make it feasible to represent any relation in the database.
- To free relation from undesirable insertions, update and deletions.
- To make the collection of relation of relations to query.

### 3.3.12 Database Table

Creating the tables use for this website. Figure 3.3.12.1 shows the Database Table

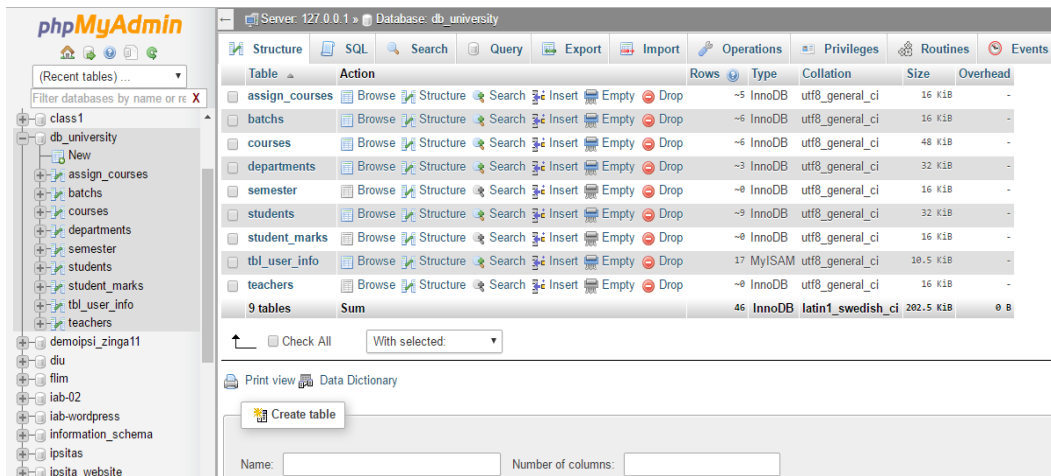


Figure 3.3.12.1 shows this process

### 3.3.13 E-R Diagram

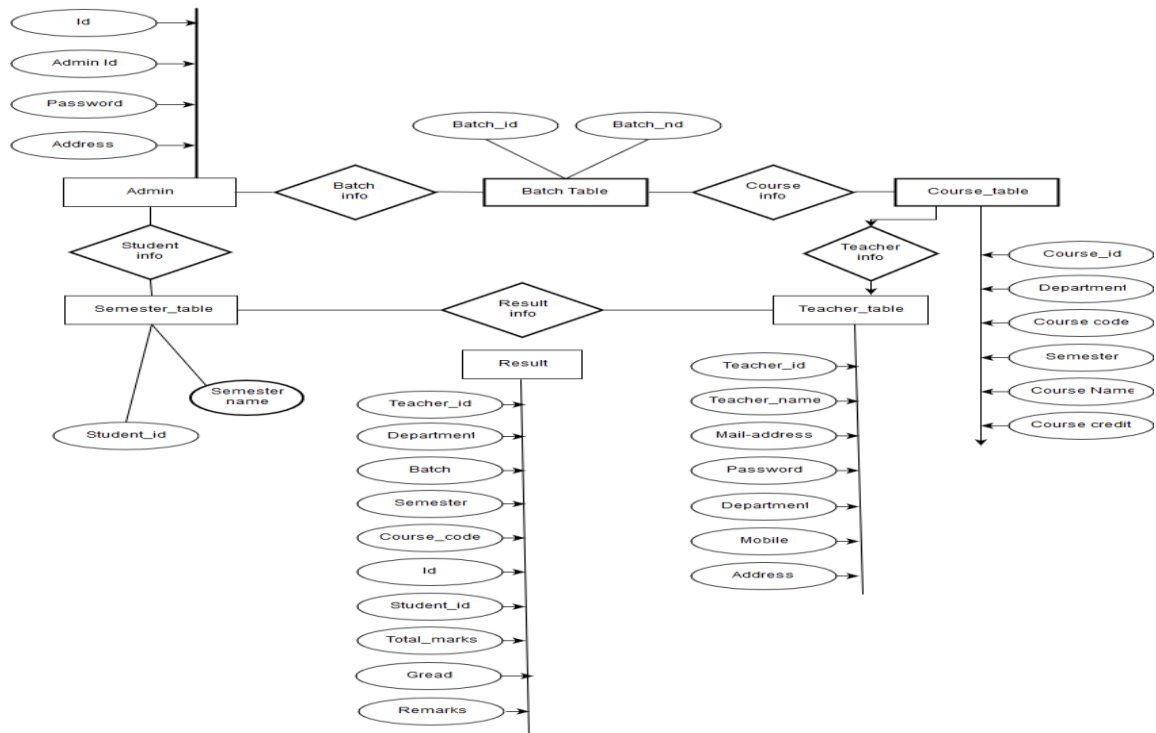


Figure 3.3.13.1 E-R Diagram of University Result Management System.

### 3.4.1 Query

A Query language is a language in which a user requests information from the database. SQL is standard computer language for accessing and manipulating

database.

- SQL stands for Structured Query Language
- It is an ANSI standard language.
- It can execute data, delete, and upgrade records from a database.
- It is easy to learn.

### **3.4.2 Query dose the Following Tasks**

- SELECT-extracts data from a database table.
- UPDATE- updates data in a database table.
- DELETE-delete data from a database table.
- INSERT-insert new data into a database table.

### **3.5.1 System Analysis**

The system analysis is an elaborate study of the different operations accomplished by the sub sit system and their relationships within and outside of the system. One aspect of analysis is defining the boundaries of the system and determining whether or not a candidate system should consider other related systems. I completed system analysis by following steps.[1]

### **3.5.2 Input Analysis**

Input Analysis means the analysis of the resource of the input. For this project when I try to get student ID, student name and student status, I easily get it from administrator office. But problem is that the information is not in the format what I need. So, I modify that format and translate it in the required format for our purpose as shown in the

Figure 3.5.2.1

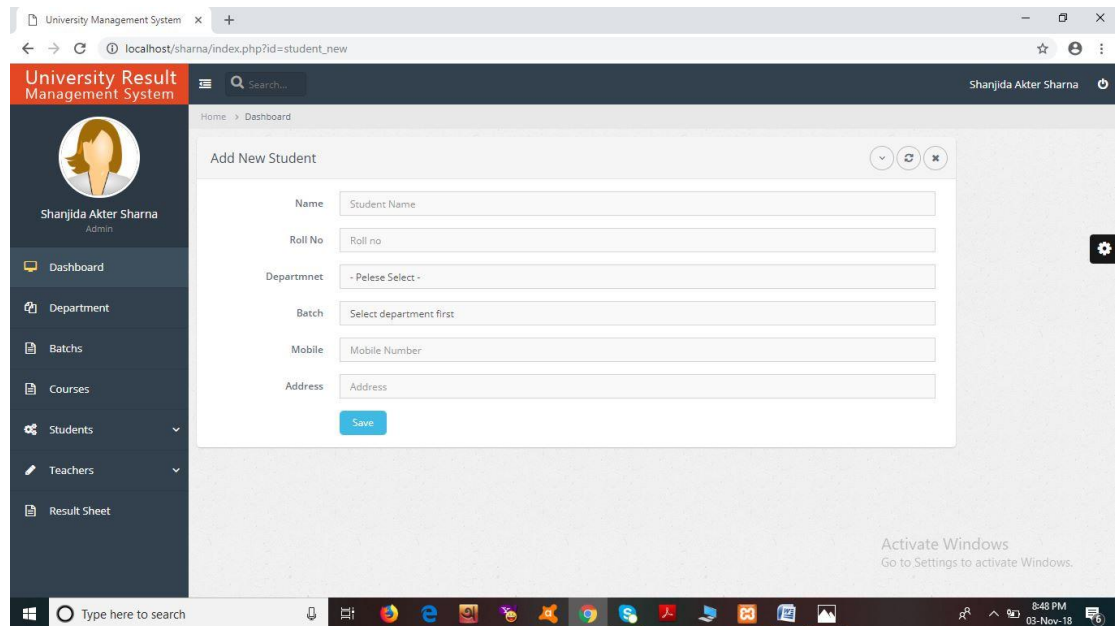


Figure 3.5.2.1 A simple figure of Student add form.

### 3.5.3 Input Data

The goal of designing input data is to make data entry as easy, logical, and free from errors as possible. In entering data, operators need to know the following:

1. The allocated space for each field.
2. Field sequence, which must match in the source document.
3. The format in which data fields are entered.

When I approach Input data design, the source documents that capture the data then select the media used to enter them into the computer. Let me elaborate on each step.

### 3.5.4 Source Documents Analysis

Source data are captured initially on original paper. For example, the student general information is taken from the admission book from the official administrator office is a source document. When it reaches to the department it goes to the teachers and student's profile on the Web Pages. A source document may or may not be retained in the candidate system. Thus, each source document may be evaluated in terms of-

- Its continuous use in the candidate system
- The extent of modification for the candidate system and
- Replacement by an alternative source document.



### **3.5.5 Output Analysis**

Computer output is the most important and direct source of information to the user. Efficient and intelligible output design should improve the system's relationships with the user and help in decision making. I have tested our system by taking some appropriate input data. The output, which comes according to our input, is correct. That means the grade comes exactly according to our input and the GPA calculation also correct.

### **3.5.6 Data Analysis**

In the data analysis the data has been selected from input analysis according to the requirements of the system. The following data are included by the data analysis. In the existing system all information about students keeps manually in the departmental office in the various registration books. Their result keeps manually in exam control office in various files. It is a lengthy process to keep and display this information. So according to the requirement analysis the various data has been included in this system. In the student information table student name, student ID, Student Phone no, Department ID have been included from the various information of input analysis. The subject information subject code, subject name, subject credits has been included in the database. According to analysis student's assignments marks, quizzes marks, midterm marks, attendance marks and final marks for per course are added and the system is tested according to the sample data.

### **3.5.7 Summary**

In this chapter I have discussed about the input analysis, output analysis and data analysis. In the source document of input analysis I have discussed about the information of the student, courses, marks distribution of theory and lab courses, and also about the grading system. In the output analysis I have tested our system by taking some appropriate input data. In the chapter four I will discuss about the technology.

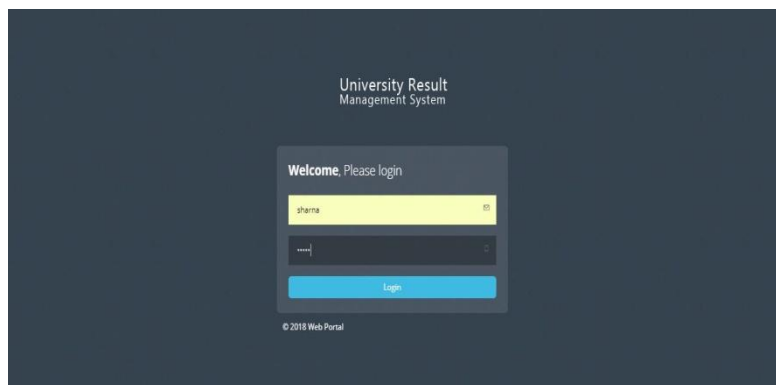
## CHAPTER 4

### PROJECT GRAFICAL VIEW

In this web site have various graphical views such as Dashboard, Department, Batches, Courses, Students, Teacher. When admin login in this application the address is provided the Dashboard will be shown in the browser.

#### 4.1 LOGIN

Admin login



#### 4.2 Dashboard

This is main page of the university result management system website. This page will show university Student, Teacher, Course, Department and Accreditation history. There are six buttons on this page such as Dashboard, Department, Batches, Courses, Students and Teacher. This Page will help to access of all other page.

### 4.3 Department

Here is the information of university department. Admin can create, edit and delete department.

## 4.4 Batches

Here is the information of university Batches. Admin can create, edit and delete Batches.

The screenshot displays the 'Add New Batch' form in the University Result Management System. The form includes a 'Department' dropdown menu (currently set to '- Please Select -'), a 'Batch' text input field, and a 'Running Semester' section with radio buttons for Semesters 1 through 12. A 'Save' button is located below the form. Below the form is a 'Batch List' table with columns for SL, Department, Batch, Running Semester, and Action. The table contains five entries:

SL	Department	Batch	Running Semester	Action
1	CSE	43	9	Edit   Delete
2	BBA	45-A	3	Edit   Delete
3	CSE	28	9	Edit   Delete
4	BBA	20TH	2	Edit   Delete
5	BBA	45-J	Unsigned	Edit   Delete

## 4.5 Course

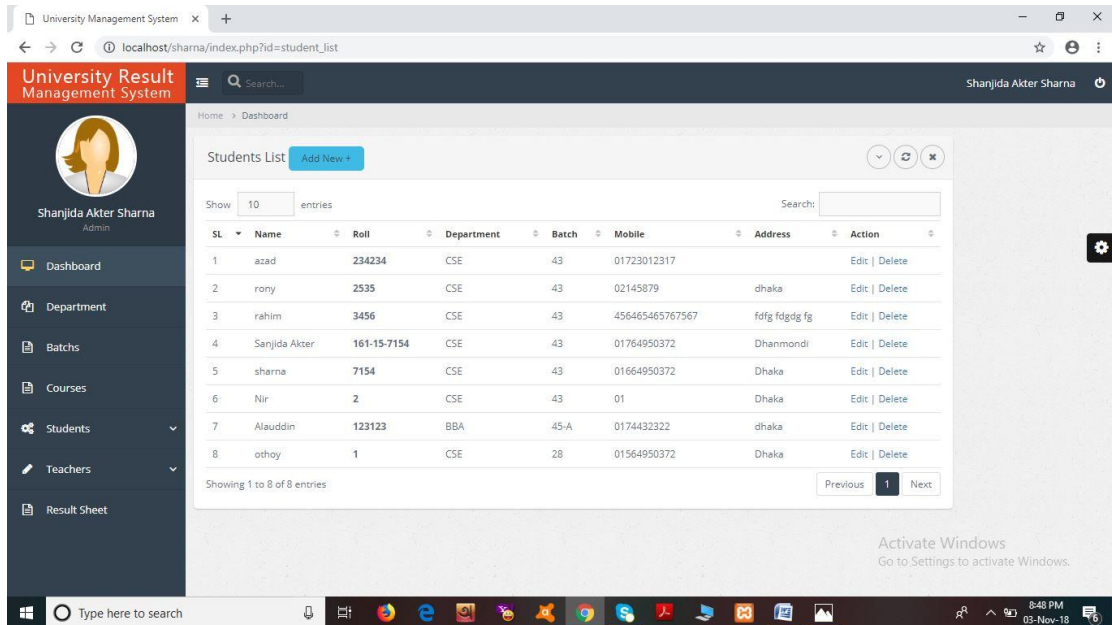
The screenshot displays the 'Add New Course' form in the University Result Management System. The form includes a 'Department' dropdown menu (currently set to '- Please Select -'), a 'Course Code' text input field, a 'Course Name' text input field, and a 'Course Credit' text input field (currently set to 'Credit 3'). A 'Save' button is located below the form. Below the form is a 'Course List' table with columns for SL, Course Code, Course Name, Course Credit, Department, and Action. The table contains three entries:

SL	Course Code	Course Name	Course Credit	Department	Action
1	CSE 201	Programming in C	3	CSE	Edit   Delete
2	CSE 203	Basic Networking	2	CSE	Edit   Delete
3	CSE 311	E Commerce	1	CSE	Edit   Delete

Here is the information of university Course. Admin can create, edit and delete Course.

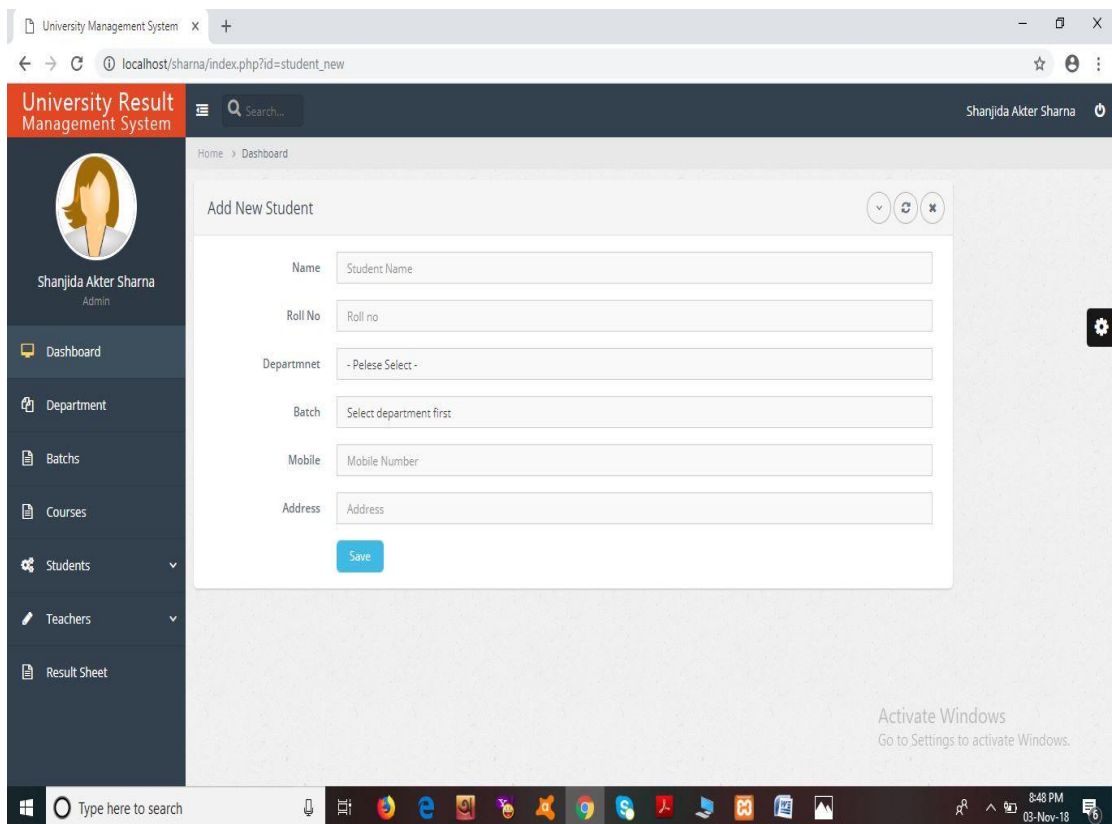
## 4.6 Students

Here is the information of university Student. Admin can create, edit and delete Student.



The screenshot shows the 'Students List' page in the University Result Management System. The page features a sidebar with navigation options: Dashboard, Department, Batches, Courses, Students, Teachers, and Result Sheet. The main content area displays a table of students with columns for SL, Name, Roll, Department, Batch, Mobile, Address, and Action. The table contains 8 entries. Below the table, there are pagination controls showing 'Showing 1 to 8 of 8 entries' and buttons for 'Previous', '1', and 'Next'. The user profile 'Shanjida Akter Sharna' is visible in the top right corner.

SL	Name	Roll	Department	Batch	Mobile	Address	Action
1	azad	234234	CSE	43	01723012317		Edit   Delete
2	rony	2535	CSE	43	02145079	dhaka	Edit   Delete
3	rahim	3456	CSE	43	456465465767567	fdfg fdgdg fg	Edit   Delete
4	Shanjida Akter	161-15-7154	CSE	43	01764950372	Dhanmondi	Edit   Delete
5	sharna	7154	CSE	43	01664950372	Dhaka	Edit   Delete
6	Nir	2	CSE	43	01	Dhaka	Edit   Delete
7	Alauddin	123123	BBA	45-A	0174432322	dhaka	Edit   Delete
8	othoy	1	CSE	28	01564950372	Dhaka	Edit   Delete



The screenshot shows the 'Add New Student' page in the University Result Management System. The page features a sidebar with navigation options: Dashboard, Department, Batches, Courses, Students, Teachers, and Result Sheet. The main content area displays a form with fields for Name, Roll No, Department, Batch, Mobile, and Address. A 'Save' button is located at the bottom of the form. The user profile 'Shanjida Akter Sharna' is visible in the top right corner.

Name:

Roll No:

Department:

Batch:

Mobile:

Address:

## 4.7 Teacher

Here is the information of university Teachers. Admin can create, edit and delete Teachers.

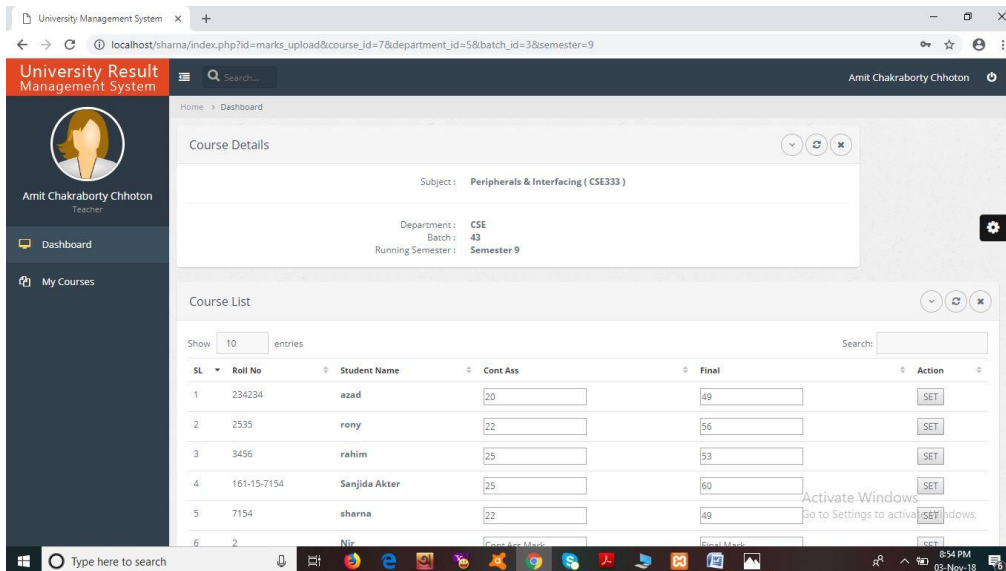
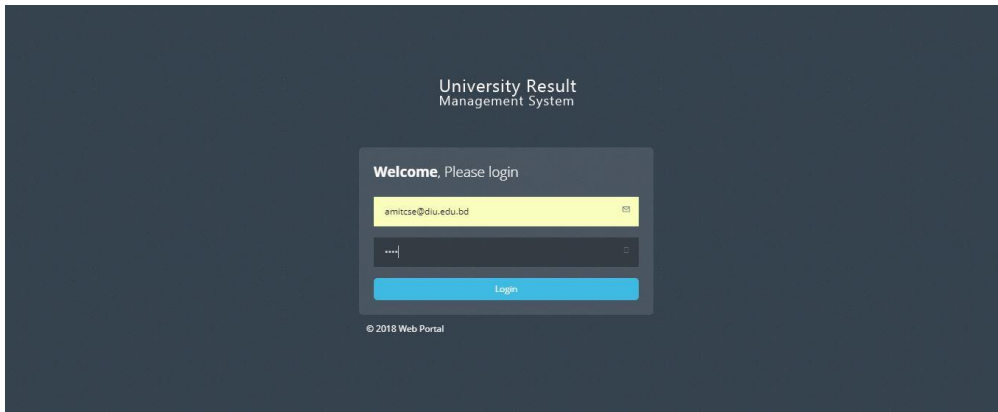
The screenshot shows the 'Teachers List' page in the University Result Management System. The page features a sidebar with navigation options: Dashboard, Department, Batches, Courses, Students, Teachers, and Result Sheet. The main content area displays a table of teachers with columns for SL, Name, Email, Department, Mobile, Address, and Action. The table contains 5 entries. Below the table, there is a search bar and pagination controls showing 'Showing 1 to 5 of 5 entries'.

SL	Name	Email	Department	Mobile	Address	Action
1	Alauddin ali	innitum24@gmail.com	CSE	45435435345	dhaka	Assign Course   Edit   Delete
2	azam	azam@gmail	CSE	0124587	dhaka	Assign Course   Edit   Delete
3	Amit Chakraborty Chhoton	amitcse@diu.edu.bd	CSE	01670567100	Dhanmondi	Assign Course   Edit   Delete
4	Mr. A. S. M. Farhan Al Haque	farhancse@diu.edu.bd	CSE	01776020334	Dhaka	Assign Course   Edit   Delete
5	Mohammed Maksudur Bhuiyen	liron555@gmail.com	CSE	01940565778	Mirpur	Assign Course   Edit   Delete

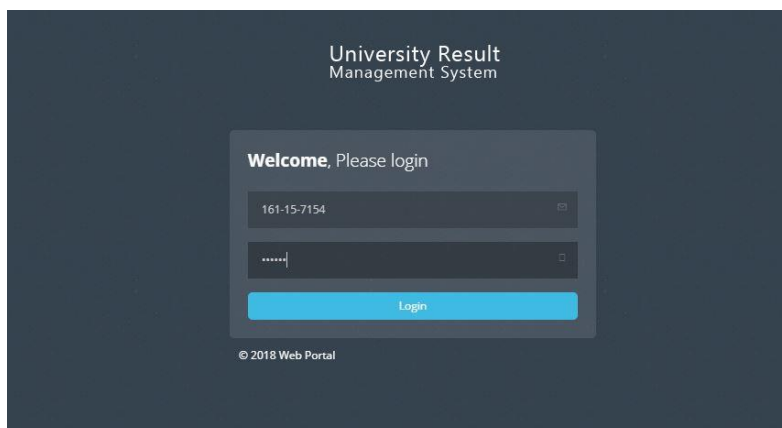
The screenshot shows the 'Add New Teacher' form in the University Result Management System. The form includes input fields for Name, Email, Department (a dropdown menu), Mobile, and Address, along with a 'Save' button. The sidebar and navigation options are consistent with the previous screenshot.

## 4.8 Result Testing

Teacher login:



## 4.9 Student login:



Student Information

Name : Sanjida Akter  
 Roll : 161-15-7154  
 Department : CSE  
 batch : 43

Select Semester: 9

Search

---

Result sheet **Semester 9**

Daffodil International University

Department of CSE  
 43 Batch  
 Semester 9

SL	Object Oriented Programming ( CSE 304 ) - 3 Credit					Peripherals & Interfacing ( CSE333 ) - 3 Credit					Computer and Network security ( CSE432 ) - 3 Credit					Final Result
	Cont Ass.	Final	Total	GL	GP	Cont Ass.	Final	Total	GL	GP	Cont Ass.	Final	Total	GL	GP	
1	25	60	85	A+	4.00	25	60	85	A+	4.00	25	60	85	A+	4.00	4.00

Activate Windows  
Go to Settings to activate Windows.

## 4.10 Admin Login

University Result Management System

Welcome, Please login

sharna

.....

Login

© 2018 Web Portal

---

Home > Dashboard

Student Result Sheet

Department: - Please Select -

Batch: Select department first

Search

Result sheet **Semester 9**



Result sheet Semester 9

Daffodil International University

Department of CSE  
Batch : 43  
Semester 9

SL	Name	Roll	Object Oriented Programming ( CSE 304 ) - 3 Credit					Peripherals & Interfacing ( CSE333 ) - 3 Credit					Computer and Network security ( CSE432 ) - 3 Credit					Final Result
			Cont Ass.	Final	Total	GL	GP	Cont Ass.	Final	Total	GL	GP	Cont Ass.	Final	Total	GL	GP	
1	azad	234234	20	49	69	B+	3.25	20	49	69	B+	3.25	20	49	69	B+	3.25	3.25
2	rony	2535	21	53	74	A-	3.50	22	56	78	A	3.75	22	49	71	A-	3.50	3.58
3	rahim	3456	25	56	81	A+	4.00	25	53	78	A	3.75	20	53	73	A-	3.50	3.75
4	Sanjida Akter	161-15-7154	25	60	85	A+	4.00	25	60	85	A+	4.00	25	60	85	A+	4.00	4.00
5	sharna	7154	21	60	81	A+	4.00	22	49	71	A-	3.50	25	56	81	A+	4.00	3.83

Activate Windows  
Go to Settings to activate Windows.

## 4.11 Testing the system

When the site was live this website testing was done on the local host machine. page Headings, Page Titles and Page body Text, image tags Links Text where assess and consistency were made entirely the website, browsing ability testing was done on an operating system namely windows and browser Mozilla Firefox for windows. With the help of check for dead links and missing files was done prior to launch and after. This project performs for Daffodil International University. It is implemented only for DIU. I think there are no error and no problem in data base, Student information, Teachers information and variety way and path of Computer Science and Engineering (CSE) Department Student Result Searching. After that to verify exact Grammar, Function, and spelling was accomplished to assure there are no problem because there are no mistakes & last final experiment on the research engine testing and placing little issues that were seen. Petty consistency to the website continued for some good three weeks, after that its included adding and changing photos, adding and changing text, and putting a comma in the right place.

## 4.12 Conclusion

Through this chapter I have discussed about the outcomes of our system. I think that I are succeeded to build the system which is very difficult. I tried to give our best to do this project but I all know that each and every system has some limitations and I are not free from the limitation.

### **4.13 Outcome**

The developed system has been successfully deployed on online Application. Data entries were performed to make a replica of the activities in the Fall Semester, 2016 of DIU. After running for around two weeks and being used by interested users connected to the system through the internet, feedbacks are as follows in a summarized form:

- Workflow of the front end is user friendly and efficient enough to work with.
- Automatically populated input fields made the job of entering new information very simple and time saving. This includes add new students, edit student and view student.
- In the system department, subject and semester can easily add/edit and viewed.
- Add/edit marks of the student are very friendly for the teacher and it will save a huge time of the teachers.
- The viewing system of the result of the student is very easy for the student. Although the system requires more testing and revisions, overall user feedback indicates that, if implemented, such a system can come to a great use of the institution and its members.

### **4.14 Limitations**

Due to the limitation of the time, real test sessions could not be run with enough number of participants to thoroughly test have been implemented so far. By definition of the core logic in use for result processing, user inputs and feedbacks are too important for streamlining the conditions and their weights. The user who participated in the limited test sessions was mostly teachers, students, who have no real experience with such activities. None of them were the members of the admin. Therefore, it cannot be guaranteed that the system will give best results in its initial run. However, the project can be expected to achieve its goal in near future with enough user inputs and feedback from testing sessions.

#### **4.15 Future Development**

The system has been developed with future development possibilities in consideration. The object oriented approach of this system permits addition of new entities and methods which can be used to interact with existing ones and to extend the functionalities. The developers of this system wish to continue their involvement and contribution to this system for further development operation. Our main aim is to build a complete, extend and integrate with other systems to participate in a broader scope of “University Result Management System” successfully which will be fully automated because our system is automated from the very beginning to the end. The goal of this project is to make every task of the students, teacher, guardians and exam control about the result of the university much easier than the current system. The system will ensure that the student can get their results without entering to the University physically within a short time. If this system can be implemented properly and completely then it has very bright future in Bangladesh. For many reasons “University Result Management System” in Bangladesh is very useful. This system can be used in the public and private universities, different kind of educational institutions by doing a very few changes.

#### **4.16 Features of the Future Implementation System**

The proposed system should have the following facilities to serve the better service to the student and faculties.

- Getting all the information about the results in more defined through web service and Desktop client or Email.

#### **4.17 Summary**

In this chapter I have discussed about the outcomes of our system. I think that I are succeeded to build the system which is very difficult and vary now in our country. I tried to give our best to do this project but I all know that each and every system has some limitations and I are not free from the limitation. I have some limitation also and I discussed that in the above. I wish to continue our involvement and contribution to this system for further development operation. If this system can be implemented properly and completely then it has very bright future in Bangladesh.

## REFERENCES

- [1]<<https://dipti.com.bd/index.php/about-us/about-dipti/>> last access on 05/09/18,7.30 pm.
- [2]Student-result-management-system,download-student-result-management-system,Available at <<http://www.phptpoint.com/>>,last access on 05/09/18,8.30 pm.
- [3]HTML Basics, <<http://www.w3schools.com/>>, last access on 05/09/18,10.30 pm.
- [4]Script Language PHP, Available at<<https://secure.php.net>>,last access on 06/10/18,8.00 pm..
- [5]Reasoned of using PHP, Available at<<http://www.w3schools.com/php/>>,last access on 05/10/18,10.30 pm.
- [6]MySQL Database System, mysql-introduction.htm <<https://www.tutorialspoint.com/mysql/>>, last access on 06/10/18,10.30 pm.
- [7]Welling Luke and Thomson Laura, PHP and MySQL Web Development, <https://secure.php.mysql/>> last access on 06/10/18,11.30 pm.
- [8]Apache Web Server, Available at<<https://www.apachefriends.org/index.html>>, last access on 06/10/18,11.45 pm.
- [9]Requirement Analysis,Available at <<https://en.wikipedia.org/wiki/>>, last access on 07/10/18,10.30 pm.

## Appendix



**DIPTI** (Daffodil International Professional Training Institute) is Leading Diploma in 3D Animation and Visual F/X, Architectural Visualization, Hardware & Network Engineering, Interior Design, Software Engineering, Web & E-Commerce, Professional Web Design, Professional Web Development. DIPTI is professional Software development company in Bangladesh.

**Chairman :** Mr. Sabur Khan, Daffodil Group and Daffodil International Professional Training Institute.

**Executive Director :** Rathindra Nath Das, Daffodil International Professional Training Institute.

**Address:** 64/6, Lake Circus, Panthapath (Russell Square) Dhaka-1205, Bangladesh