



BD TRAINING CENTER

By

Md. Nur Alam
(143-35-830)

&

Shirajum Munira
(143-35-754)

A project submitted in partial fulfillment of the requirement for the
degree of Bachelor of Science in Software Engineering


Department of Software Engineering
DAFFODIL INTERNATIONAL UNIVERSITY

Fall – 2018

APPROVAL


This thesis titled on “**Bd training center**”, submitted by **Md. Nur Alam, 143-35-830 & Shirajum Munira, 143-35-754** to the Department of Software Engineering, Daffodil International University has been accepted as satisfactory for the partial fulfillment of the requirements for the degree of Bachelor of Science in Software Engineering and approval as to its style and contents.

BOARD OF EXAMINERS




Prof. Dr. Touhid Bhuiyan
Professor and Head
Department of Software Engineering
Faculty of Science and Information Technology
Daffodil International University

Chairman




Dr. Md. Asraf Ali
Associate Professor
Department of Software Engineering
Faculty of Science and Information Technology
Daffodil International University

Internal Examiner 1



Md. Maruf Hassan
Assistant Professor
Department of Software Engineering
Faculty of Science and Information Technology
Daffodil International University

Internal Examiner 2



Prof. Dr. Mohammad Abul Kashem
Professor
Department of Computer Science and Engineering
Faculty of Electrical and Electronic Engineering
Dhaka University of Engineering & Technology, Gazipur

External Examiner

DECLARATION

It hereby declare that this project has been done by us under the supervision of **Khalid Been Md. Badruzzaman, Lecturer**, Department of Software Engineering, Daffodil International University. It also declare that nithor this thesis nor any part of this has been submitted elsewhere for award of any degree.

Md. Nur Alam

Student ID: 143-35-830

Batch: 15th

Department of Software Engineering

Faculty of Science & Information
Technology

Daffodil International University

Shirajum Munira

Student ID: 143-35-754

Batch: 15th

Department of Software Engineering

Faculty of Science & Information
Technology

Daffodil International University

Certified by:



Khalid Been Md. Badruzzaman

Lecturer

Department of Software Engineering

Faculty of Science & Information Technology

Daffodil International University

ACKNOWLEDGEMENT

First of all, we are grateful to The Almighty Allah for making us eligible to complete this project. Then we would like to thank our supervisor **Khalid Been Md. Badruzzaman, Lecturer**, Department of Software Engineering. We are extremely grateful and indebted to his for expert, sincere and valuable guidance and encouragement extended to motivation, enthusiasm and immense knowledge. We wish to express our sincere thanks to Dr. Touhid Bhuiyan, Professor and Head, Department of Software Engineering for his constant encouragement. Lastly, we would like to thank to our parents, for their unconditional support, love and without this we would not have come so far.

TABLE OF CONTANT

APPROVAL	ii
DECLARATION	ii
ACKNOWLEDGEMENT	iii
TABLE OF CONTANT	v
LIST OF TABLE	viii
LIST OF FIGURE	ix
CHAPTER 1: INTRODUCTION	1
1.1 Project Overview	1
1.2 Project Purpose.....	1
1.2.1 Background.....	1
1.2.2 Benefit.....	2
1.2.3 Goals	3
1.2.4 Stakeholders.....	3
1.3 Project Schedule.....	4
1.3.1 Grant Chart.....	6
CHAPTER 2: SOFTWARE REQUIREMENT SPECIFICATION	7
2.1 Functional Requirement	7
2.2 Data Requirement.....	8
2.3 Performance Requirement.....	9
2.3.1 Speed & Latency Requirement.....	10
2.3.2 Precision or Accuracy Requirement.....	10
2.3.3 Capacity Requirement.....	11
2.4 Dependability Requirement	11
2.4.1 Reliability Requirement.....	11
2.4.2 Availability Requirement.....	11
2.4.3 Security Requirement.....	12
2.4.4 Safety Requirement.....	12
2.5 Maintainability & Supportability Requirement.....	12
2.5.1 Maintenance Requirement.....	12
2.5.2 Supportability Requirement.....	12
2.5.3 Scalability Requirement.....	12
2.5.4 Security Requirement.....	13

2.6 Access Requirement.....	13
2.6.1 Integrity Requirement.....	13
2.6.2 Privacy Requirement.....	13
2.7 Usability Requirement.....	14
2.7.1 Ease Of Use Requirement.....	14
2.7.2 Personalization and Internationalization Requirement.....	14
2.7.3 Accessibility Requirement.....	14
2.7.4 User Documentation Requirement.....	15
2.7.5 Training Requirement.....	15
2.8 Look & Feel Requirement.....	15
2.8.1 Appearance Requirement.....	15
2.9 Operational & Environmental Requirement.....	15
2.9.1 Release Requirement.....	16
2.10 Legal Requirement.....	16
2.10.1 Standards Requirement.....	16
CHAPTER 3: SYSTEM ANALYSIS.....	18
3.1 Use Case.....	18
3.2 Use Case Description.....	20
3.3 Flowchart.....	21
3.4 Swimline.....	21
3.5 ERD.....	22
CHAPTER 4: SYSTEM DESIGN & SPECIFICATION.....	25
4.1 Class Diagram.....	25
4.2 Class Responsibilites Collaboration.....	24
4.3 Development Tools & Technology.....	25
4.4 User Interface.....	25
4.4.1 Laravel Framework.....	25
4.4.2 Vue.js Framework.....	26
4.4.3 Twitter Bootstrap.....	Error! Bookmark not defined.
4.5 Implementation Tools.....	27
4.5.1 Microsoft Visual Studio.....	27
4.5.2 Apache Server.....	27
4.5.3 Sublime.....	27

CHAPTER 5: SYSTEM TESTING	28
5.1 Testing Features	28
5.1.1 Tested Features	28
5.2 Tested Strategy	29
5.2.1 Testing Approach	29
5.2.2 Pass or Fail Criteria	29
CHAPTER 6: USER MANUAL	32
6.1 User Admin	32
6.2 User Institute Owner.....	33
CHAPTER 7: PROJECT SUMMERY	36
7.1 Github.....	36
7.2 Limitatoins	36
7.3 Future Scope	36
REFERENCES	37

LIST OF TABLE

Table 1.4.1: Initial Step.....	4
Table 1.4.2: Idea Proposal	4
Table 1.4.3: Requirement Gathering.....	5
Table 1.4.4: System Design	6
Table 2.1.1: Requirement Specification.....	7
Table 2.2.1: Data Requirement	9
Table 2.3.1: Performance Requirement	9
Table 2.3.2: Precision or Accuracy.....	10
Table 3.2.1: Case Description.....	19
Table 5.1.1: Users	28
Table 5.1.2: Post Creatation.....	29
Table 5.2.2: Insight	30
Table 5.2.3: Message	30
Table 6.1: User Type.....	31

LIST OF FIGURE

Figure 1.4.1: Grant Chart	6
Figure 2.3.1: Latency Requirement	10
Figure 3.1.1: Boundary Box.....	17
Figure 3.1.2: Case	18
Figure 3.1.3: Relationship.....	18
Figure 3.1.4: Actor.....	18
Figure 3.1.5: Use Case Diagram	18
Figure 3.3: Flowchart Diagram.....	20
Figure 3.4: Swim Line Diagram	21
Figure 3.5: ER Diagram.....	22
Figure 4.1: Class Diagram	23
Figure 4.2: Class Resbosibilities Collaboration.....	24
Figure 6.1: Admin Login System	32
Figure 6.2: Admin Panel	32
Figure 6.3: Owner Login System.....	33
Figure 6.4: Owner Advertise List	33
Figure 6.5: Create Advertise Form	34
Figure 6.6: Front Page.....	35
Figure 6.7: Advertise List Design.....	35

CHAPTER 1

INTRODUCTION

1.1 Project Overview

This project entitled “Advertising training center” is a web based application to manage advertising training center. It will assist in managing an advertising training center. There is a small number of training centers in our country. None of these centers, use online platform to make a better teaching and learning system. Our application will create this opportunity to keep all the Students & Institute closer. This web application will save time, save money, you can post easily at home. This web application is very easy to find a good training center.

1.2 Project Purpose

A reliable documentation should always be considered for a good structure project. The presence of documentation helps to keep track of all aspects of an application and it improves the quality of a software product. This document marks all the distributive identifiers of advertising training center, a web application for managing BD training center for advertising. This document provides software requirements specifications (SRS), software design, image, test case, proposed system testing report and other necessary supplies.

1.2.1 Background

Advertise training system is a web based system, which will assist the training center to advertise their institute. It will bring the learners to find their exact institute what they want. This system helps to make an interconnection between learners and the institute authority. It can promoting a training center easily. Learners can easily find their proper training center. Learners also get to know about the activity of their learning institute. Most of the people failed to search their exact institute but this system solve this problem.

By this system, the Learners can easily choose their best option, except Money and Time Wasting. It will be very helpful to meet their needs. Parents can be able to give their children their desired experience without any hesitation. The learners can easily choose two organizations, regardless of their qualities. They can compare easily two

institutes, which are the best. In future we will include this system online payment system. It will be more comfortable for the learners and for the parents. We will create digital classroom so that all the learners can get their data from there. We will provide this system in the social media so that we can always touch with the learners and the guardians.

To give idea about this system, main features are mentioned below:

- Create advertise
- Comment in post
- Searching advertise
- Sent messages
- Pdf file uploaded
- File download
- Report
- Reviews about institute

1.2.2 Benefit

Before setting up our mind to go for this system, we noticed some problems in existing advertise training center. We thought to bring mobility in advertising process of training centers.

- Reduce Communication gap
- Reduce time
- Reduce cost
- create easy communication way
- visualize institute activity
- keep in touch with institute from far away
- storing activities and share system in social media
- create online payment system
- Easily chatting system

1.2.3 Goals

There are many institutes for current education. They add a new poster on the wall or published it on the newspaper for their institute so that learners is aware of their institute. But the learners didn't know that the seven of them are perfect for them or

not, so they become hypocrite. So they went to the institute and started with collect all the information insure that the institute is perfect for them. But most of them do not get the best Institutes for them. In this way their time is much more damaged. Thus they went to many institutes to pater their required institutes. Eventually there are many institutes, who deceive them by cheating the learners one and a half. Besides, there are many learners who take a lot of money from the parents talking to the training. They spend this money on other bad things, so they become addicted to many bad things. Also the parents are financially losers. By implementing our application to these any institute can advertise their training institute easily without any cost. Through this system the learners can easily select their desired institute. They can save their time and money from damages. Parents is able to get their children admitted that they need them. In it they can give their children's proper education. Many people survive from becoming addicted to something bad.

- Getting people attention.
- Build awareness.
- Reduce cost
- Cost effectiveness
- By this system generation can lead.
- Fulfilled the demands of the generation.
- Influence the engage.

1.2.4 Stakeholders

A person who involves in this project. And he/she is not a developer like project admin, project owner and author user. But we have admin, institute user and learner user. Bellow discuss about of stakeholders:

Admin: The person who have all right to do everything except commenting institute section and changing log history. Admin also can action to against any users if they do anything wrong.

Institute Users: A stakeholder of this system. Create post and advertise their institute through this system. They can also send the message to admin for any help or any reason. They can buy the package from admin for create advertise.

Learner Users: Post comment and browse. Learner users can browse all advertise and collect easily information. Under the advertise users can comment if wants know more info about advertise. But there have a condition like only registration users can comment.

1.3 Project Schedule

Table 1.4.1: Initial Step

Serial	Work Description	Start (date)	End (date)	Total day
1	Idea Finding	01/07/2018	08/07/2018	7
2	Feasibility study	08/07/2018	12/07/2018	4
3	Available Source Check	13/07/2018	18/07/2018	5
4	Mind Mapping	19/07/2018	26/07/2018	7
5	Similar site analysis	27/07/2018	30/07/2018	3
Total Days				26

Table 1.4.2: Idea Proposal

Serial	Work Description	Start (date)	End (date)	Total day
1	Idea Finding With Supervisor	01/08/2018	04/08/2018	3
2	Feasibility study With Supervisor	05/08/2018	07/08/2018	2
3	Feature Discussion With Supervisor	08/08/2018	10/08/2018	2

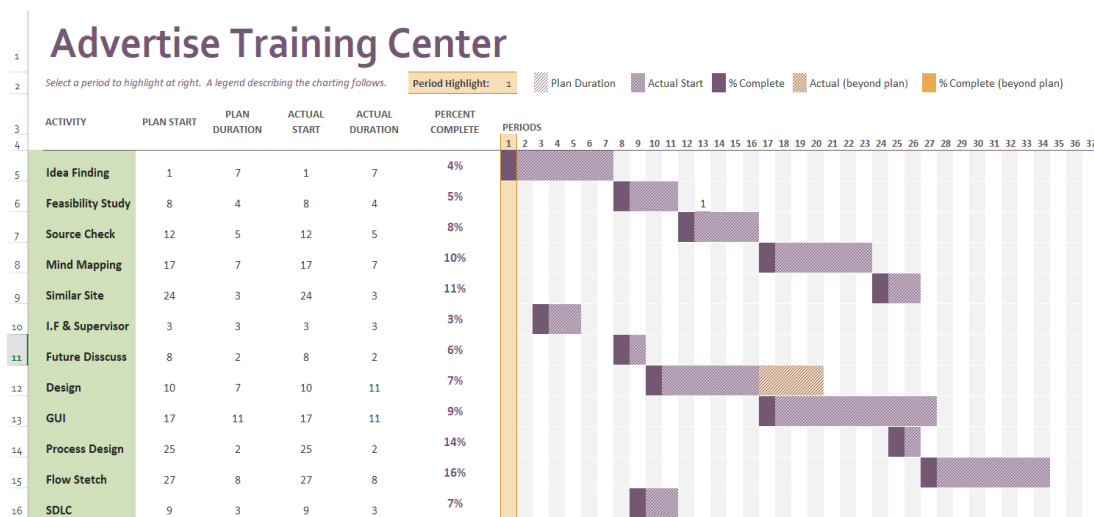
4	Work Flow maintenance	11/08/2018	16/08/2018	5
5	SDLC Selection	17/08/2018	19/08/2018	2
Total Days				14

Table 1.4.3: Requirement Gathering

Serial	Work Description	Start (date)	End (date)	Total day
1	System Flow sketch	20/09/2018	28/09/2018	8
2	Requirement gathering for proposed system	29/09/2018	05/10/2018	7
3	Requirement Collection	06/09/2018	08/09/2018	2
4	SRS	09/09/2018	11/09/2018	2
5	all requirement and Information	12/09/2018	16/09/2018	4
Total Days				23

Table 1.4.4: System Design

Serial	Work Description	Start (date)	End (date)	Total day
1	Designing Prototype	17/09/2018	22/09/2018	5
2	GUI	23/09/2018	05/10/2018	12
3	Process Design	06/10/2018	08/10/2018	2
Total Days				19



1.3.1 Grant Chart

Figure 1.4.1: Grant Chart Design

We did this grant chart from the MS Excel 2013.

CHAPTER 2

Software Requirement Specification

2.1 Functional Requirement

- End user must be register in system.
- In login process, system will fetch data from database and confirm identification for multiple user.
- Activities will create for particular user
- System will generate an automated token. One institute for one token.
- Only authorized authority of institute can create post.
- In uploading time image will process multiple size and format.
- Messaging system with admin.
- Only register user (institute owner) have access to enter system. Admin will pre-registered. And able to change their avatar, name, password etc.

Table 2.1.1: Requirement Specification

Requirement Id	Title	Priority	Description
FR_01	Register	High	The end user must register the system.
FR_02	Login	High	By logging in, the system will bring data to the database and ensure identification for multiple users.
FR_03	Create	Low	Activities will be created for a special user.

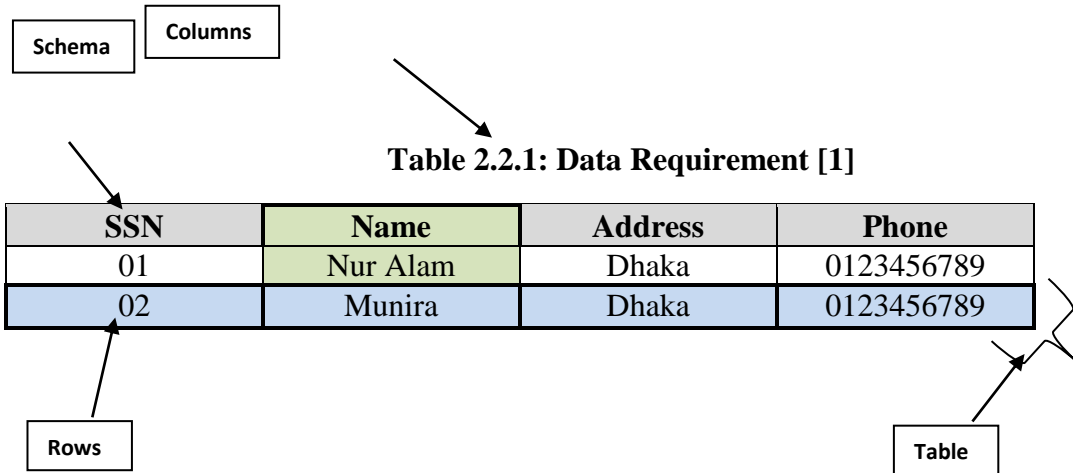
FR_04	Token	High	The system will generate an automatic token. An institute for one token.
FR_05	Authorized	High	Only authorized organizations of the organization can post.
FR_06	Image Upload	Medium	Upload time image will process multiple shapes and formatting.
FR_07	Message	High	Messaging system with admin.
FR_08	Admin	High	Only users (the owner of the Institute) have access to access system. Admin will be pre-registered. And change their avatars, names, passwords, etc.
FR_09	Authentication user	High	Multiple authentication systems are not injectable. Cross verification must be passed. The system will not have access to view other pages protected by any other user.
FR_10	Interface	Medium	User friendly interface and easy system should be built. Non-technical people can easily access this system.

2.2 Data Requirement

Data requirement generally refer to the various information of items. So, we have a database and there have some of table for our project. We have at least four type's data items:

- ✓ Columns
- ✓ Rows
- ✓ Schemas

- ✓ And table



Our all database table have those 4 types of data items but table data are different each other's cause we mentioned each table for each function like one table for authentication user, another table for our project admin and another table for institute owner etc.

2.3 Performance Requirement

- ✓ Easy to use. Comfortable for various devices and browsers.
- ✓ Default hosting capability
- ✓ During the process, it will not be more than two seconds to update the data response time of any kind.
- ✓ Password pick hash, SQL query with pdf format, SQL injection, CSRF, encryption protection.

Table 2.3.1: Performance Requirement

Requirement Id	Title	Priority	Description
NFR_11	Browse	High	Easy to use Comfortable for various devices and browsers.
NFR_12	Capacity	High	Default hosting capacity

NFR_13	Response Time	High	During the process, it will not take more than two seconds to update the data response time.
NFR_16	Password Type	High	Password sort hash, SQL query with pdf format, SQL injection, CSRF, encryption saved.

2.3.1 Speed and Latency Requirement

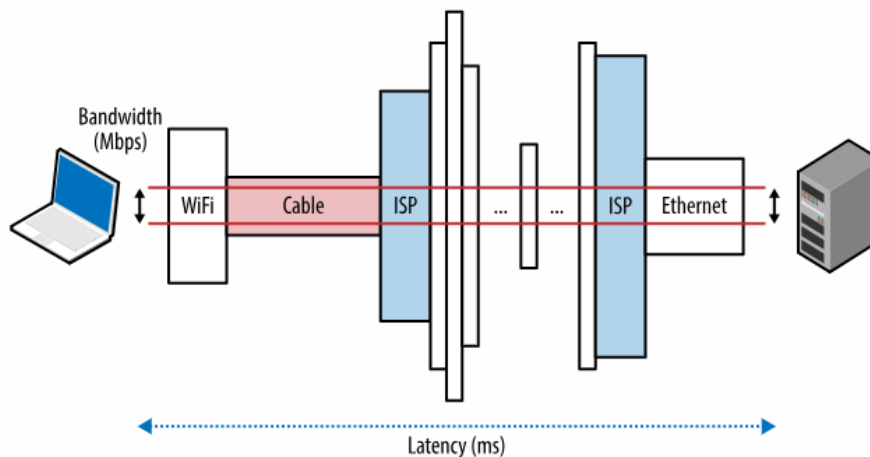


Figure 2.3.1: Latency Requirement [2]

Time from a source sending a packet from the source and It is not only a mental need for our speed and speed of the connected world, but a requirement driven by the result of experience as measured by low-line performance in many online businesses.it makes our application so fast to provide development. Such that:

- ✓ Faster sites tend to be good user engagement.
- ✓ Quick sites lead to better user concepts.
- ✓ Quick site leads to high conversion.
- ✓ Quick response like less than 2 seconds.

2.3.2 Precision or Accuracy Requirements

This requirement we used to detect errors from our “bd training center” project. How far away from our "sign" is described by accuracy and how much measurement is described.

Table 2.3.2: Precision or Accuracy Requirements

Type of Error	Example	Corrective Action
Personal Error	Pressure to quickly	Training and skill testing for accuracy
Method error	The poor accuracy from the use of a variable volume	Need to method test more and more for removed any method error.
Instrumental error	Delivering inaccurate volume	Clean and check regularly

2.3.3 Capacity Requirements

Capacity requirement is the most important for any project if you want to develop. That's why we first discuss about this capacity requirements and finally create a capacity planning for make our project with removing capacity error.

- Budget extraction is often the reality for projects
- Waste Property Inadequate Power Plans Another reality.
- Timing and dependencies
- Other active or planned projects

2.4 Dependability Requirement

Dependability requirement need to make a good project not only good project its help us to detect and remove error, avoid mistakes and limit damage caused by failure. Dependability requirement has four dimensions:

1. Availability
2. Reliability
3. Safety and
4. Security

In our project we used this dependability requirement with carefully. We use all the dimension for user friendly. Users can easily use our project safely with 2 step security.

2.4.1 Reliability Requirement

Reliability is the most effective for each project otherwise no one can use web application if there have no reliability requirement. In our Bd training center web application give more secure and exact information to help users. Anonymous users are not use the functionality things in our Bd training center web application. The

system provides the right tools for discussion, to solve the problem, it must be sure that the system is reliable to protect its operation and sensitive details.

2.4.2 Availability Requirement

When the users send request and Internet service is interrupted. Then sending information to the server, information can be sent again for verification. But in our Bd Training Center web application still performance well in this availability zone. Capable of being used which resources are available to meet the project's needs.

2.4.3 Security

The main security concerns should be used for proper accounting to avoid hacking for user accounts. The way to check spam for tablet ID registration increases. Therefore, security accreditation software is supplied from unwanted use. And in our BD training center web application have 2 step security system with email verification system. If any user can forgot his/her password then no problem easily can recover password for the login. This is totally secured to verified the actually user purpose.

2.4.4 Safety Requirement

Information transmission information should be securely transmitted to the server without any changes. Our web application fully safe and here all the information is real because anonymous users are don't anything like functionality. And our security system is high and better than others training center web application. So the informative data are totally secured here.

2.5 Maintainability and Supportability Requirement

The maintainability and supportability requirements process is an overall translation one of the important tasks in our Advertising training center. Its physical requirements Performance, power consumption, cost, reliability relationship, Maintenance, Reliability, etc.

2.5.1 Maintenance Requirement

Our "bd training center" web applications here for the long-term. Our advertising training center requires web applications to have any kind of software maintenance, but as an art, it is not something that we can highlight. As a result, we release a real risk to our clients as well as release money on the table.

2.5.2 Supportability Requirement

The advanced source code for this system will be maintained in configuration management tools. Like searching system give the exact advertise in small time so searching system is the supportability requirements in our Advertising training center. Its support the user to find out their actual needs.

2.5.3 Scalability Requirement

Easy to use for different devices and browsers is easy. During processing, updating data response times will not take more than two seconds. By increasing the number of users by request more users are standing online. Advertising Training Center Applications are measurable, that is, the number of incremental numbers that can be processed faster than before. This means adding more hardware in an active way so that proper scaling and architecture are transferred and ready to handle increased load. This requirement easy to use for all browsing system.

2.5.4 Security

The main security concerns should be used for proper accounting to avoid hacking for user accounts. The way to check spam for tablet ID registration increases. Therefore, security accreditation software is supplied from unwanted use. And in our BD training center web application have 2 steps security system with email verification system. If any user can forgot his/her password then no problem easily can recover password for the login. It's totally secured to verified the actually user purpose.

2.6 Access Requirement

3 types of user can easily use our bd training center web application, such as administrators, institute users and student users. This access is different from each other. Admin control or control all things from the backend. Institute users only send messages through the administrator and create advertisements for students. But the Institute will not be able to access the admin panel. Other site student users can only browse all the advertisements and users can learn approved languages that they can comment, but they do not create an advertisement by not having an Institution user account and without permission from the administrator.

2.6.1 Integrity Requirement

Information transmission information should be transmitted safely to the server without any change. To avoid hacking for user accounts, major accounting concerns

should be used for proper accounting. Increase the way to check spam for tablet ID registration. Easy to use for different devices and browsers is easy. During processing, updating data response times will not take more than two seconds.

2.6.2 Privacy Requirement

This access is different from each other. 3 types of user can easily use our bd training center web application, such as administrators, institute users and student users. To avoid hacking for user accounts, major accounting concerns should be used for proper accounting. Advanced source code configuration management tools for this system will be maintained.

2.7 Usability Requirement

Information transmission information should be transmitted safely to the server without any change. 3 types of user can easily use our bd training center web application, such as administrators, institute users and student users. Easy to use for different devices and browsers is easy. During processing, updating data response times will not take more than two seconds. We are building web applications for long applications here.

2.7.1 Ease of Use Requirement

Easy to use for different devices and browsers is easy. Create a partner, post and easily advertise this system and users will want to easily search for something. Information transmission information should be transmitted safely to the server without any change. Admin control or control all things from the backend. Instant users only send messages through the administrator and create advertisements for students.

2.7.2 Personalization and Internationalization Requirement

Personalization is done by the used system. We set up the system to identify users and distribute content, experiences, or functionality that identify their role. Personalization can be done at the individual level. The main goal of personalization is to provide content and functionality that match the needs or interests of a particular user, which is not intended to target users without any effort. The system makes the user profile and coordinates the interface according to that profile. Encouraging personal information or strengthening specific information, restricting access to access to

certain tools, or giving access to information about users, making transactions and procedures easier.

2.7.3 Accessibility Requirement

Accessibility requirement is very important for web application that's why we use 2 steps security in our bd training center. This access is different from each other users. Admin control or control all things from the backend. Institute users only send messages through the administrator and create advertisements for students. But the Institute will not be able to access the admin panel. Other site student users can only browse all the advertisements and users can learn approved languages that they can comment, but they do not create an advertisement by not having an Institution user account and without permission from the administrator.

2.7.4 User Documentation Requirement

Easy to use for different devices and browsers is easy. Create a partner, post and easily advertise this system and users will want to easily search for something. Information transmission information should be transmitted safely to the server without any change. Admin control or control all things from the backend. Instant users only send messages through the administrator and create advertisements for students.

2.7.5 Training Requirement

Our Advertising training center is too much easiest to use that's why no need to training requirements in our project. But some teams of training may need to be defined and divided into smaller numbers (for example, for staff training staff, line staff, line staff and administrative staff can have different training requirements; Application programmers may require different training as technical staff training teams In the database Opposed to the ruling).

2.8 Look and Feel Requirements

Our project describes the style of attitude, mood or product appearance that describes the need for appearance and feeling. These requirements refer to the intent of attendance, and an interface is not a detailed design.

- ✓ Simple to use
- ✓ People do not hesitate to use it
- ✓ Users think that they can rely on and believe in it
- ✓ People are not aware of it
- ✓ Easily access to the system

2.8.1 Appearance Requirement

Our Advertising training center is too much easiest to use and no need to training requirements in our project. These requirements refer to the intent of attendance, and an interface is not a detailed design. 3 types of user can easily use our bd training center web application, such as administrators, institute users and student users. Easy to use for different devices and browsers is easy.

2.9 Operational and Environmental Requirement

Operation requirements are the basis for system requirements. Our Advertising training center is too much easiest to use and no need to training requirements in our project. Operation Requirements starts with the concept of concept evaluation. Our web application performance very good because it is response from the server less than 2 second for any kind of request. In our operational zone is really good and there have no any kind of operational fault.

2.9.1 Release Requirement

Release requirement is a big part of project. When we release our bd training project in market place then we have to maintain some things like users friendly, quick response, security issue, accessibility etc. After release the project we don't want get any bad feedback from the users. Release requirement mainly give us the solution how can we remove our operational fault cause we did check and check our bd training project function.

- Providing intelligent requirements of team members.
- Novelty process streamline
- Cooperation the requirements with other investment and initiatives flowing into other release planning circles.

2.10 Legal Requirement

Advertising training center requirements for a logical database are changed by size and design parameters. A logical database should be able to access and detect all the

files in the storage system to handle properly in advertising training center, when a physical database data handles a small area. Sometimes, a physical database stores only a single file with a value or word. A logical database can expand multiple physical hard disks and data files. Data storage unit is still a single database intended for data recovery.

2.10.1 Standards Requirement

Personalization is done by the used system. We set up the system to identify users and distribute content, experiences, or functionality that identify their role. Personalization can be done at the individual level. Our Advertising training center is too much easiest to use and no need to training requirements in our project. Standard requirement give use the solution how we can make our bd training project standard in market place.

CHAPTER 3

System Analysis

System analysis in our project is to find out what we need to complete our project. This is first step to build our project. Advertise training institute is web based application to maintain advertising system. Three stakeholder is in this application.

1. Admin
2. Institute Owner
3. Students

For those stakeholder there have many functionalities and non-functionalities. We will discussed in SRS subsection. Feature and quality requirement of admin and institute owner are also include in this section. CRUD level of admin is high priority. Institute owner can do all what admin do except post their section. Institute owner can post to advertise their institute and can reply a comment. Admin is able to give notification on institute owner if their post is except or reject or wait. Learners can view institute activity and getting touch with commenting in post. But they are not stakeholder.

3.1 Use Case Diagram

Unified Modeling Language (UML), a used case scenario is a dynamic or behavioral figure. It summarizes the system's user interaction and their interactions with the system. Here, a "system" is something that is being developed or managed as a web site. "Actors" system firms. To create a usage case diagram, we need to use a special symbol and a set of connectors. The symbol with the definition is described below:

System Boundary Box: There is rectangular shape in revenues. The actors have to be placed outside the boundaries of the system



Figure 3.1.1: Boundary Box

Use case: Horizontal shaped ovals are used for use. Ovals label represents the function of the system. The label is written with verb.



Figure 3.1.2: Case

Relationship: Use a simple line to show the relationship between an actor and a using case.



Figure 3.1.3: Relationship

Actor: Actor is a system of user Requirement in the field of use, the stick figures that symbolize the human.



Figure 3.1.4: Actor

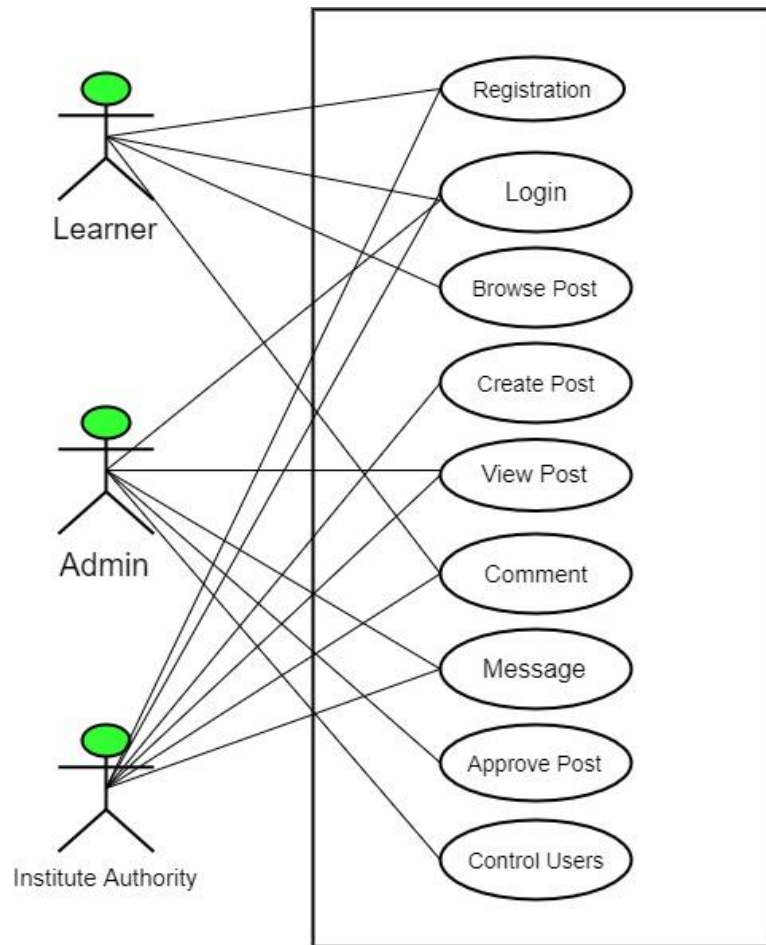


Figure 3.1.5: Use Case

3.2 Use Case Description

Table 3.2.1: Case Description

No of Case	Name of Case	Description
01	Registration	Registration only for users like institute users and learners user. If any users are not registered then they can't access in some function. There have two type registration. 1) Institute Owner 2) Learners
02	Login	After registration users no need to again registration and users can easily login anytime with first registration account.
03	Browse Post	Browsing for all the users, doesn't matter who registered or not registered users.

04	Create Post	Create post is the main function in our project. But this function only for institute users and after login institute users get a profile and there have a form for create post.
05	View Post	View post for all the users like authorized or unauthorized users. View post means if the users click on advertise then users see the details advertise.
06	Comment	Bellow the details advertise have option for comment and this option only available for authorized users.
07	Message	This available for institute owner cause if they are facing some problem for create post then they can send message to admin.
08	Approve Post	When institute users create post and it's going to admin for approve. Admin after getting the post admin check post for approve or reject.
09	Users Control	This function only for admin and admin can control all the users.

3.3 Flowchart Diagram

From this diagram we show our project function and how to work each function. Everything we show here like users accessibility for authorized users and unauthorized users.



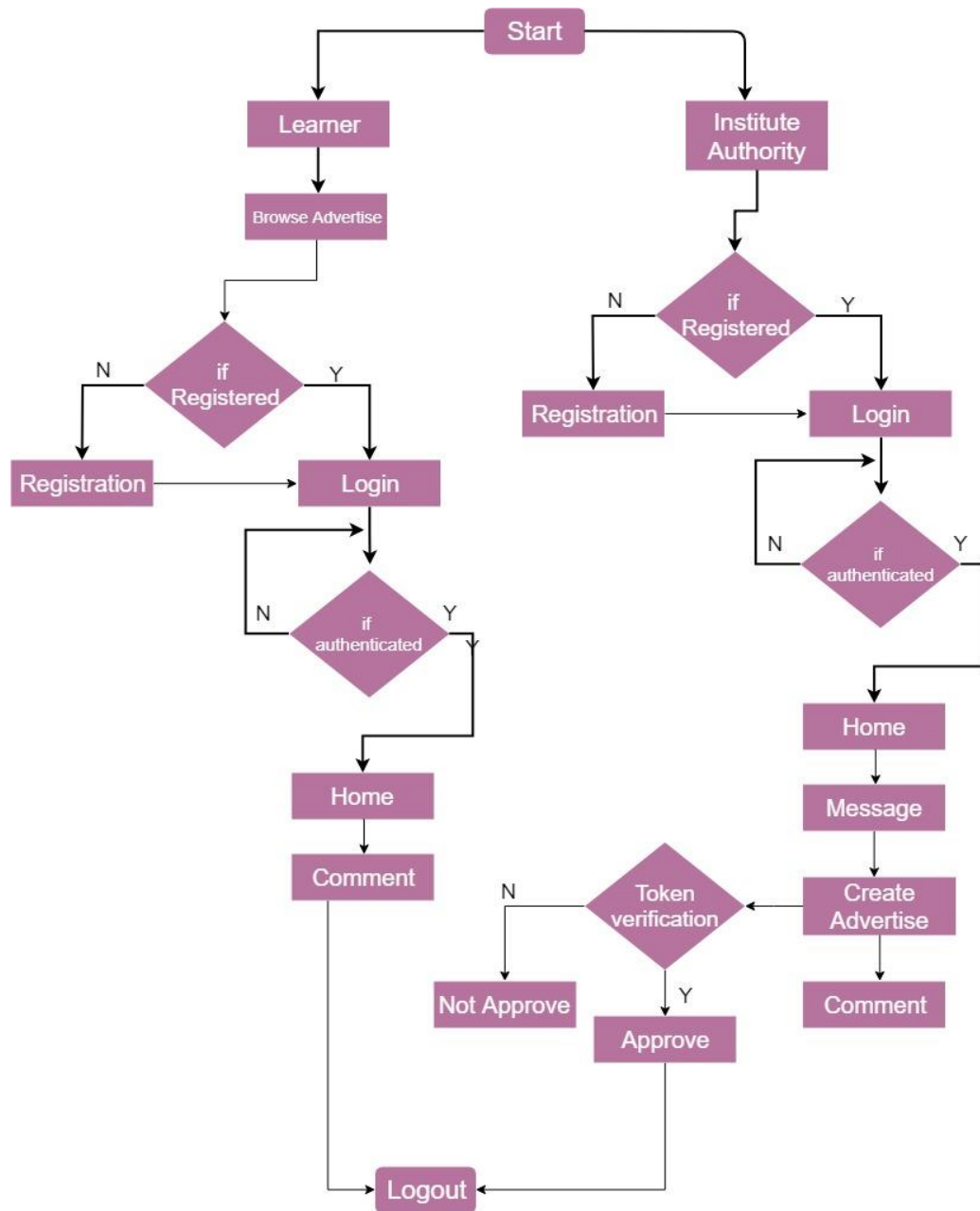


Figure 3.3: Flowchart

3.4 Swim Line Diagram

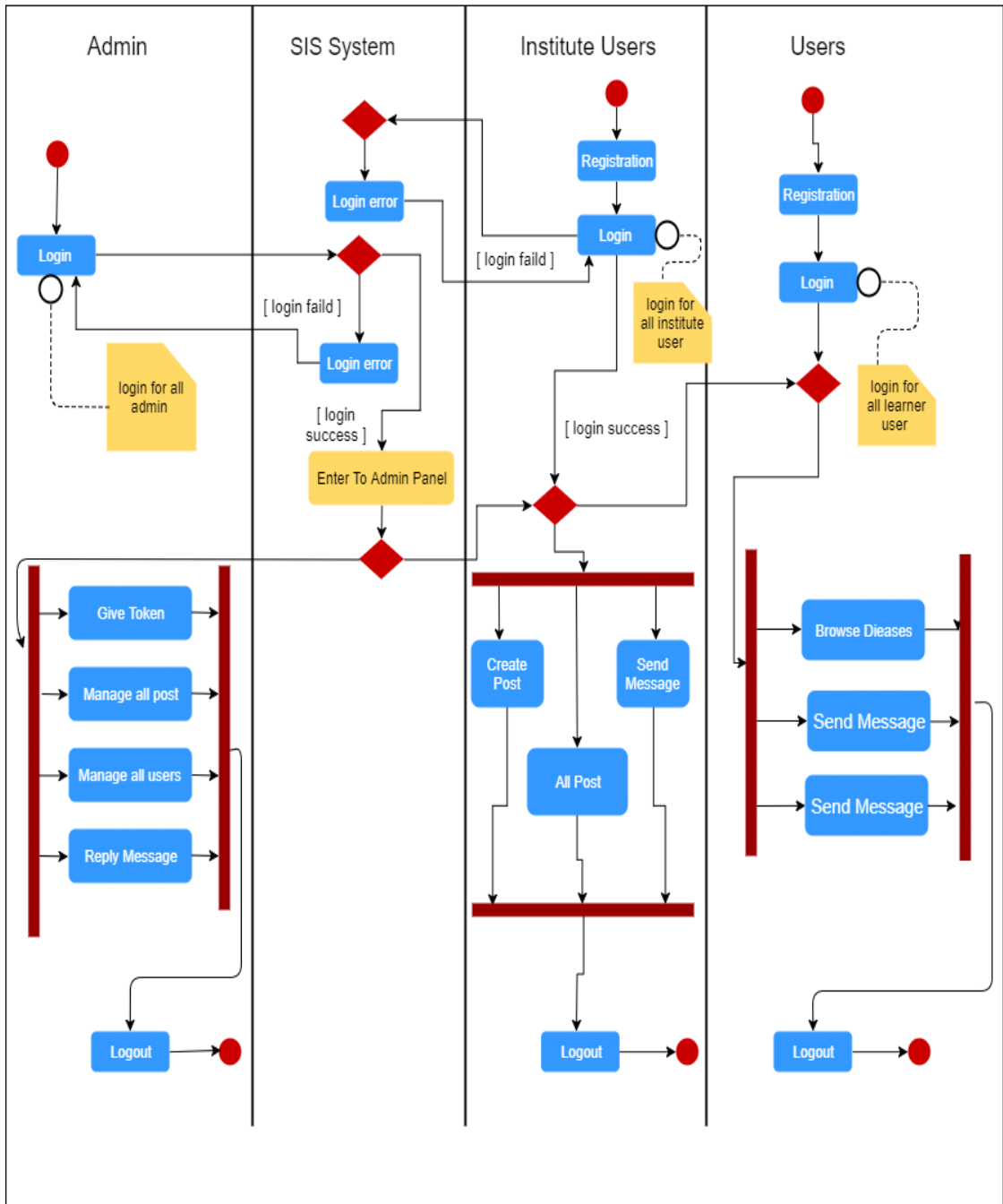


Figure 3.4: Swim Line Diagram

3.5 Entity Relationship Diagram

Entity relationship provide us some things for easily make our project design database. Here we show the admin access, institute users access and learner's access.

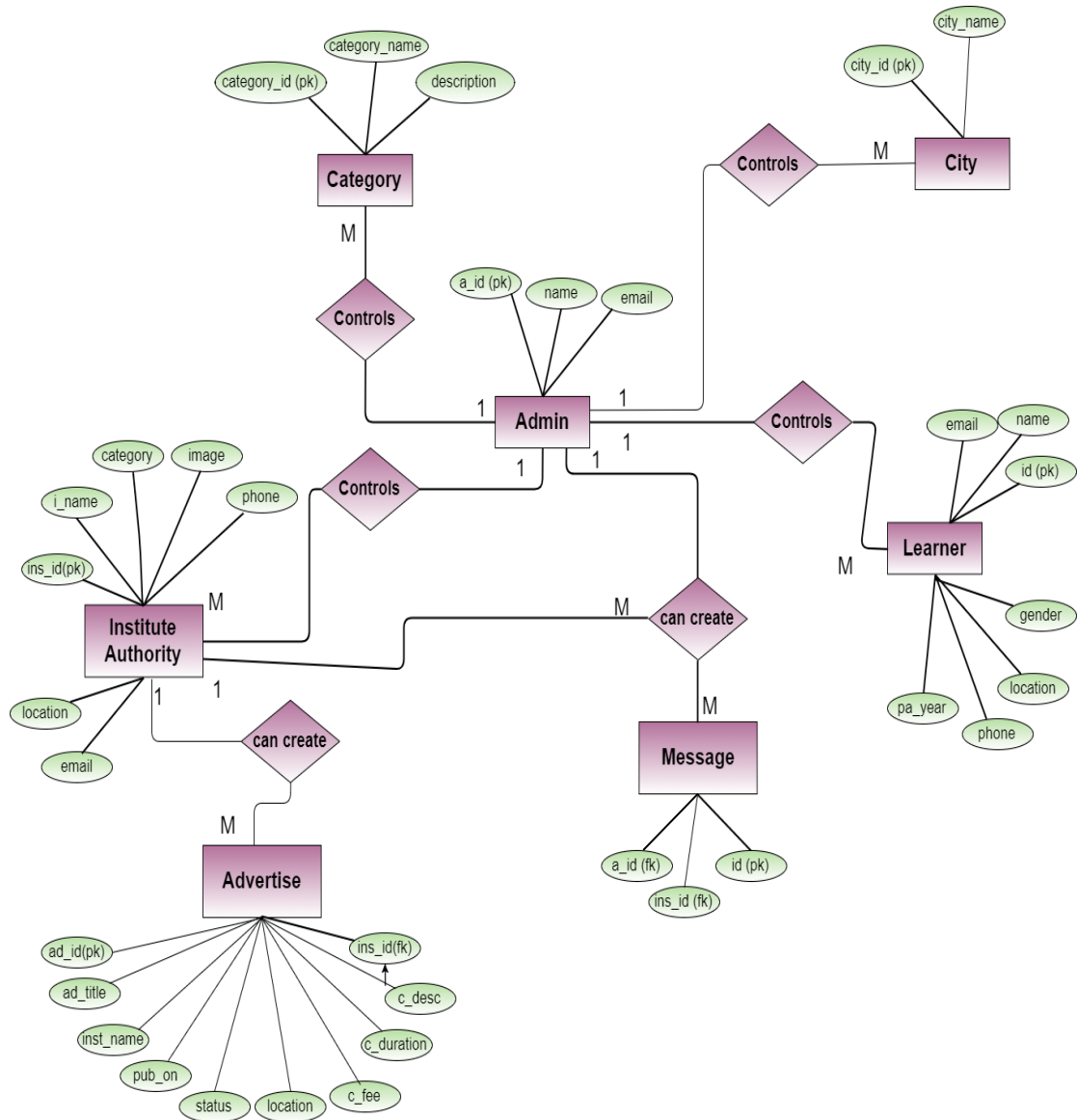


Figure 3.5: Entity Relationship Diagram

CHAPTER 4

System Design Specification

System design help us to develop our project and after developed when a user browse the system then he/she can realize about our project like how was the quick response from server for each function. System design is the main part of our web project because this is help us make more develop for user friendly. When a user request in our “bd training center” web application then the browser request send to server and server response show the users request page like success response or error response.

4.1 Class Diagram

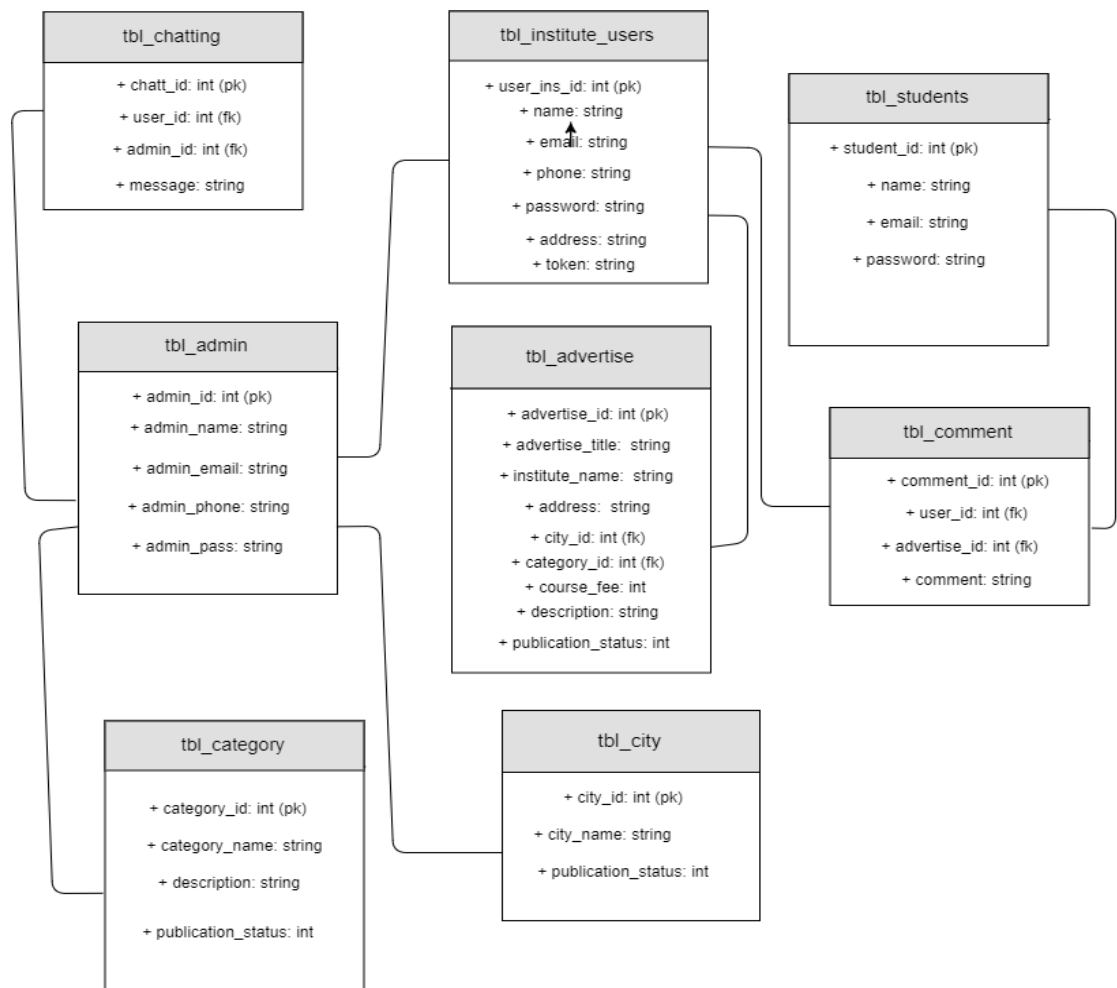


Figure 4.1: Class Diagram

4.2 Class Responsibilities Collaborations Cards

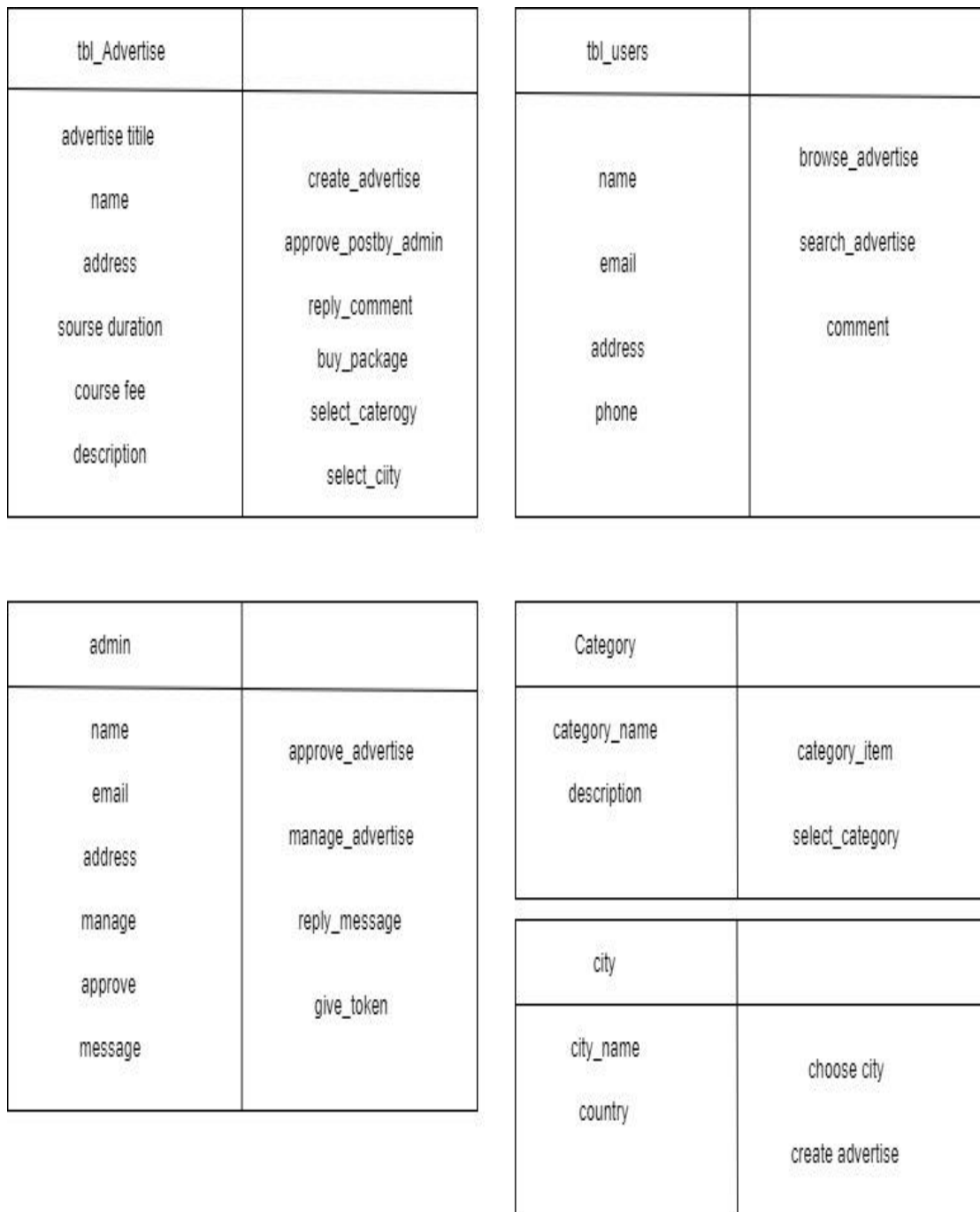


Figure 4.2: Class Responsibilities Collaborations Cards

4.3 Development Tools & Technology

Here is the list of development tools and all tools we used to make our bd training project. We know, without any development tools we can do nothing.

- ✓ Operating system: Windows 10 and Linux
- ✓ Programming language PHP 7.2
- ✓ Framework: Laravel 5.7
- ✓ Design: HTML5, CSS3 ,Bootstrap 4, Bootstrap material
- ✓ Client side scripting language: JavaScript ,vue.js ,Ajax
- ✓ Database : MySQL
- ✓ Web server: Apache
- ✓ IDE: VS code, Sublime Text 3

4.4 User Interface Technology

Information Technology In, User Interface (UI) everything is designed on an information device with which a person can interact. It may include the display screen, keyboard, mouse, and desktop presence. This is the way by which a user communicates with an application or a website.

- ❖ HTML5
- ❖ CSS3
- ❖ Font Awesome
- ❖ Twitter Bootstrap
- ❖ Twitter icons
- ❖ JavaScript

4.4.1 Laravel Framework

Laravel is mvc php framework design for developers who need a simple and elegant toolkit to create fully featured web applications. So, we used laravel framework 5.7 to make our bd training center project. First of all we started our project by another php framework but we did face too much problem. After all we choose the laravel framework for making our bd training project. Laravel framework is a full package and that's framework easy to use for developer and in this framework we did use vue.js for our messaging system. Laravel framework support other language and we can easily install js file in to laravel framework.

Installation Server Requirement:

- ✓ PHP >= 5.5.9
- ✓ OpenSSL PHP Extension
- ✓ PDO PHP Extension
- ✓ Mbstring PHP Extension
- ✓ Tokenizer PHP Extension

4.4.2 Vue.js Framework

This is a JavaScript framework and we used this framework for our messaging system. Before used this framework in laravel we installed node.js file otherwise we didn't setup vue.js framework in laravel. Vue.js framework help us made messaging system for our bd training project. Where institute owner send message to admin and admin also reply message to institute owner.

- ✓ Flexibility
- ✓ Focus
- ✓ Simple Integration
- ✓ Simplistic Approach
- ✓ Easy to understand

4.4.3 Twitter Bootstrap

Bootstrap is an open-source framework that allows HTML, CSS, and JavaScript code developers to create web applications. Bootstrap can be used for desktop and mobile development.

- Easy to use
- Responsiveness
- The speed of the development
- Support
- Consistency
- Grid
- Simple integration
- Pre-styled components

4.5 Implementation Tools and Platform

- ✓ Microsoft Visual Studio 2010
- ✓ Apache Server
- ✓ MySQL Server
- ✓ Sublime
- ✓ MS Word 2013

4.5.1 Microsoft Visual Studio

MS visual studio is a windows software and we used this for made our bd training project all diagram. Most of the developer use this software for making diagram because ms visual studio features are really user friendly, easily use to make any diagram.

- Data flow Diagram
- Activity Diagram
- Flowchart Diagram
- Use Case Diagram
- Class Diagram
- Database Design Diagram

4.5.2 Apache Server

Apache server is the most widely used desktop software. This is fully free software and we got the unlimited capacity for our bd training project. This is local host server and first of all we installed in our computer then our laravel project install in xampp folder. Without this local host server we didn't run our project and we didn't developed.

4.5.3 Sublime

Sublime is an IDE for development tools for any kind of web project. All the physical code of our bd training project we open in sublime ide. After open we modified and update or erase demo content from our project.

CHAPTER 5

System Testing

5.1 Testing Features

Testing is the main part of a project and it's must be needed for make standard project. First of all, when we made our bd training project then we found some error after testing our project functionality. If I say about error like form validation, login, registration error, create post error etc. Before testing those functionality we don't remove any kind of problem from project.

5.1.1 Tested Features

- Login & Registration
- Post Creation
- Messaging
- Users
- Insight

Table 5.1.1: Users

❖ Test name: Registration & Login			
Test Id	BTC001		
Step number	Operator actions	Expected result and evaluation criteria	Result
1	Form Validation Check	Escape slash, escape special character, File size not more than 5M	OK
2	User existing (registration)	Checking Existing user	OK
3	Secure Logged In	User Session creating	OK

Table 5.1.2: Post Creation

Test name: Post Creation			
Test Id	BTC002		
Step number	Operator actions	Expected result and evaluation criteria	Result
1	Validate Input Date	All field Required, Special character escape, file size less than 5M	OK
2	Markdown Formatting	True	OK
3	File Attachment	True	OK

5.2 Testing Strategy

In our case we use the manual PHP test unit. We go through each function which needs to be tested. Return the claims and results. We use a tool of the final checkup proposed system (test cafe). The results are included in this section.

5.2.1 Testing Approach

Manual Testing: The way to check software to find manual testing errors. The examiner must have an end users viewpoint and ensure all the features mentioned in the necessary features. In this process, the developer performs the test field and automatically creates reports without using any automation tool.

Automation testing: The way to test software using an automation tool to detect automation testing errors. In this process, the testers run the test results using the automatic test tool and automatically generate test results. Some of the famous automation testing software for effective testing are QTP / UFT and Selenium.

5.2.2 Pass/Fail Criteria

Admin: This module describe all test case of admin.

Features should be tested:

- ✓ Total Post
- ✓ Pending Post Approve
- ✓ Insight

Table 5.2.2: Insight

Test name: Insight			
Test Id	BTC003		
Step number	Operator actions	Expected result and evaluation criteria	Result
1	Total Advertise	True	OK
2	Total Institute Users	True	OK
3	Comments	True	NOK, #bug
4	Graphical Representation	True	NOK, #bug

Table 5.2.3: Message

Test name: Message			
Test Id	BTC004		
Step number	Operator actions	Expected result and evaluation criteria	Result
1	Message From	True	OK
2	Message To	True	OK

CHAPTER 6

User Manual

Different types of users of this system are divided by their task and responsibilities.

The system users can be divided into three types:

- Learners
- Institute owner
- Admin

Following table will describe about different users with their permission based on different operations.

Table 6.1: Users Type

Users	Description
Learners	Registered & authenticated learners can view & comment on post. It helps to get the information of their learning institutes what they want. Learners can also report of their previous institute.
Institute owner	Institutes owner can post, comment & send messages.
Admin	Admin assign institute for advertise their institute. He look after all the processes run in the system. He will approve post.

6.1 User Admin

Admin assign institute for advertise their institute. He look after all the processes run in the system. He will approve post.

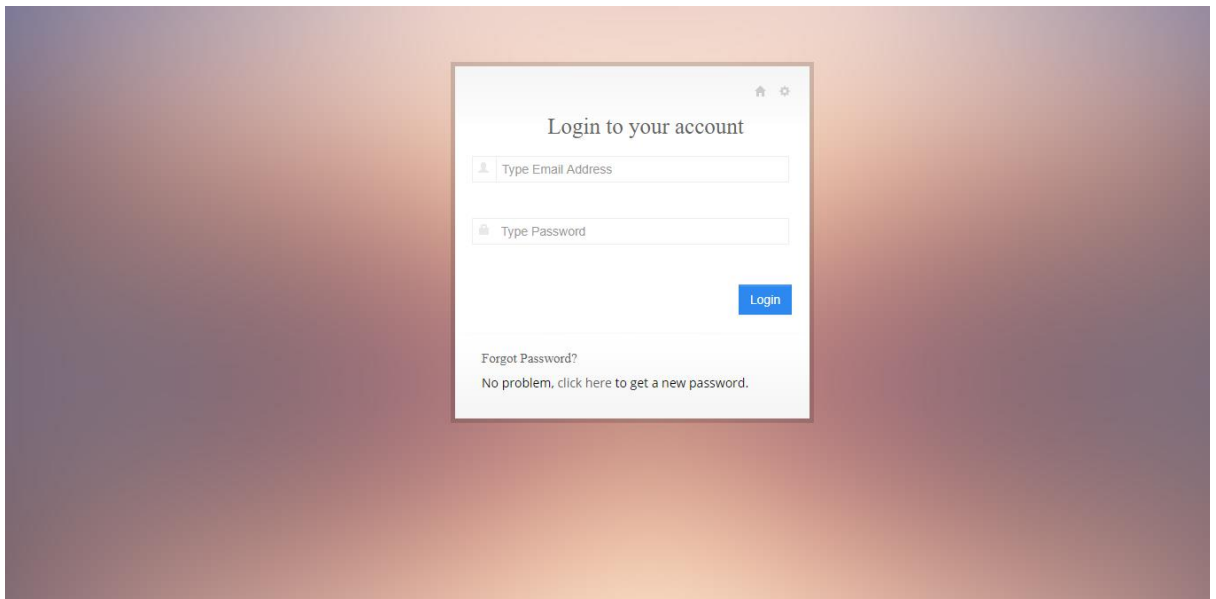


Figure 6.1: Admin Login System

This is admin login and after login admin get access to control admin panel. Admin will give the token for create the post.

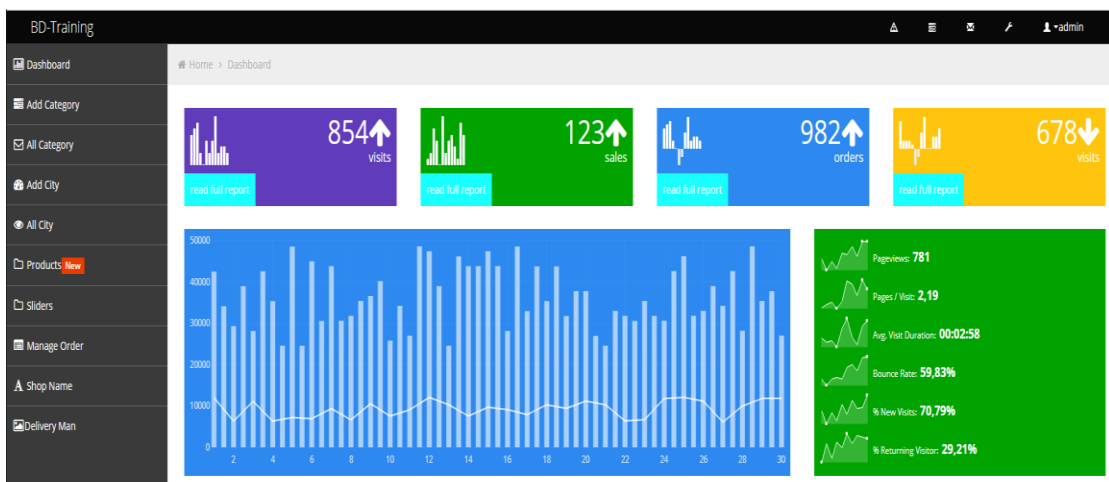
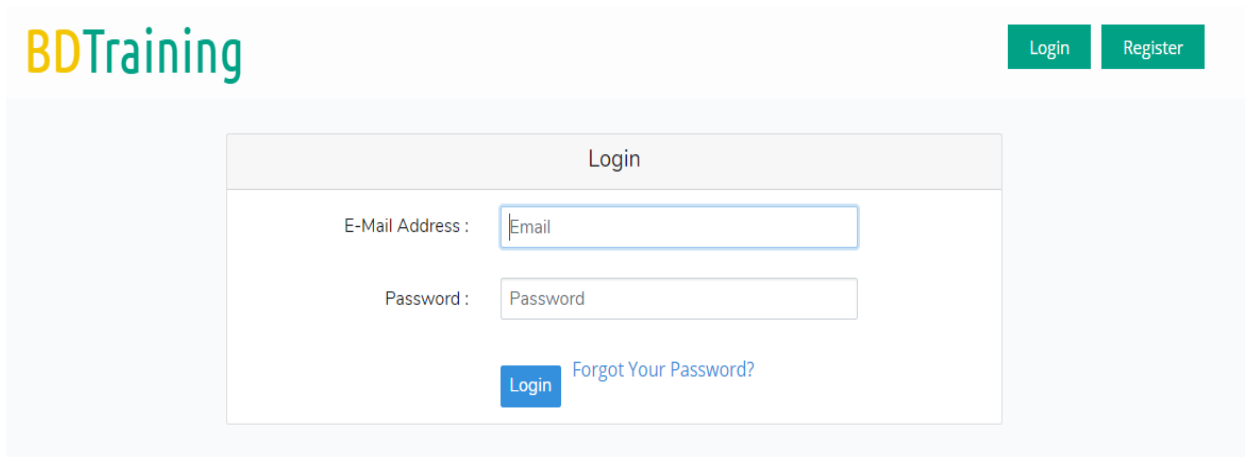


Figure 6.2: Admin Panel

6.2 User Institute Owner

Institutes owner can post, comment & send messages.



BDTraining

Login Register

Login

E-Mail Address : Email

Password : Password

Login Forgot Your Password?

Figure 6.3: Owner Login System

ALL ADVERTISES ARE HERE

Where Searching Training Center are Easier Than Ever...

#	Course Title	Course Duration	Course Fee	Status	Actions
1	Lorem Ipsum	Lorem Ipsum	10000 Tk.	Active	🔴 🟢 🔵 🔴
2	Lorem Ipsum	Lorem Ipsum	8000 Tk.	Unactive	
2	Lorem Ipsum	Lorem Ipsum	7000 Tk.	Unactive	

Figure 6.4: Owner Advertise List

Advertise Title

Institute Name

Address

City

Category

Course Fee

Course Duration

Course Description

Status

Figure 6.5: Create Advertise Form

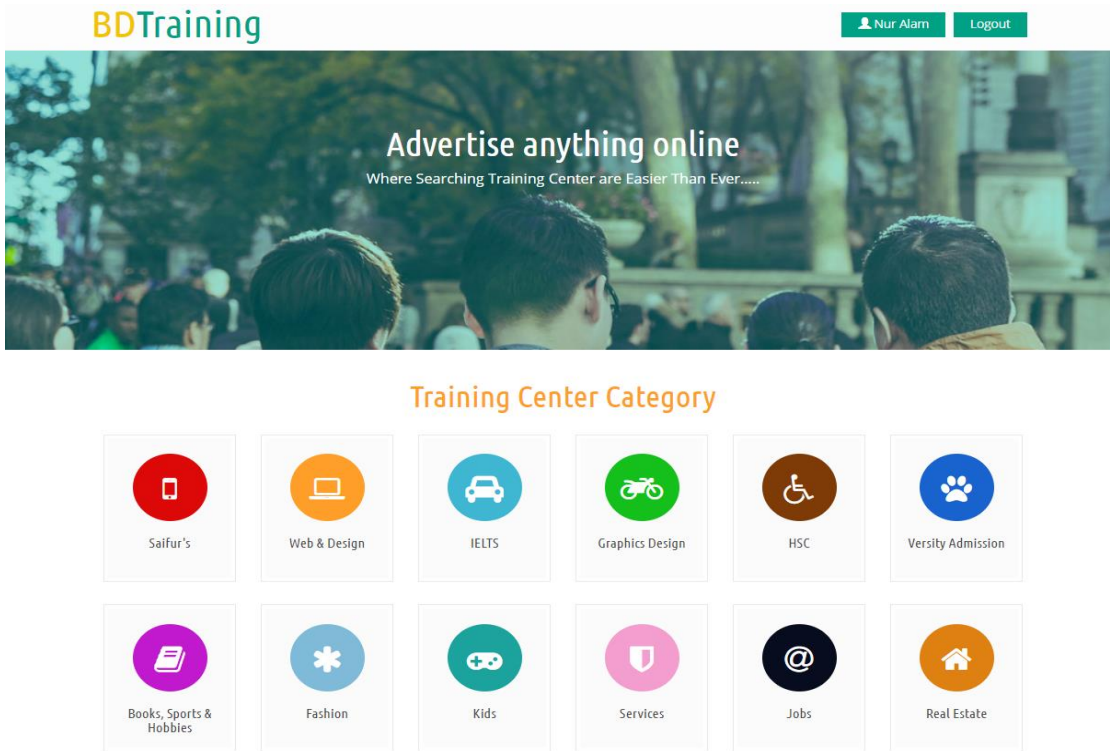


Figure 6.6: Front Page for Users

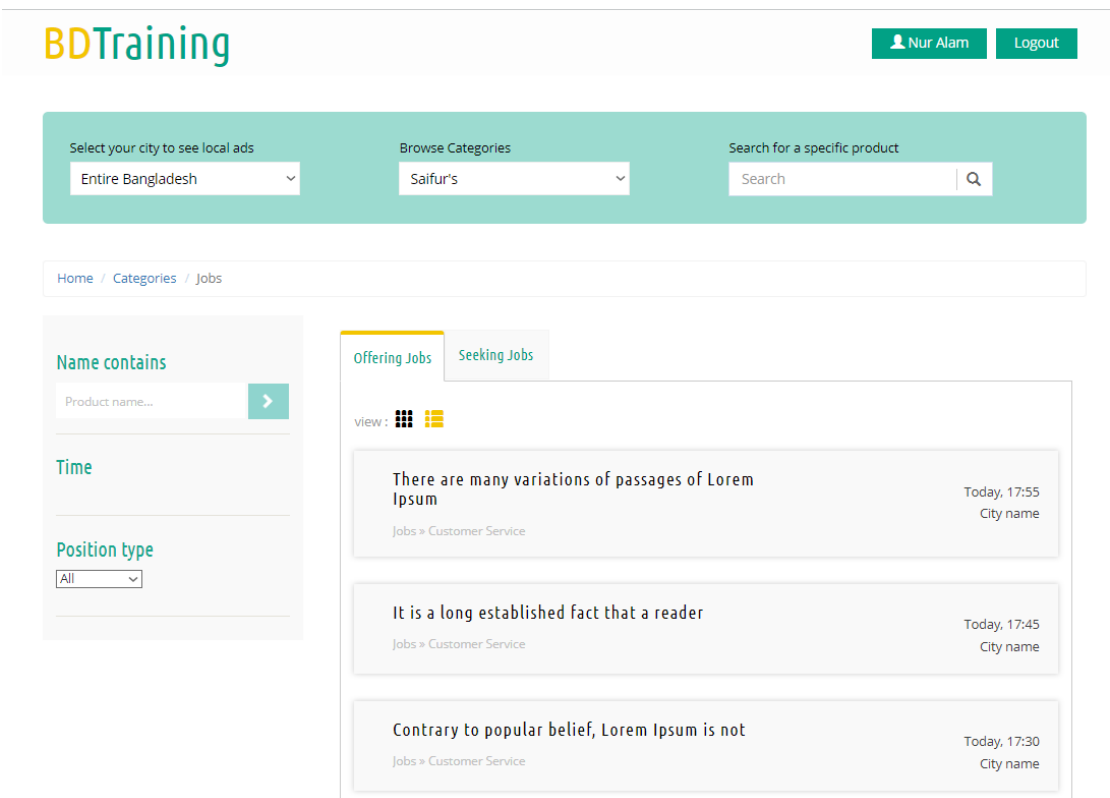


Figure 6.7: Advertise List Design

CHAPTER 7

Project Summery

7.1 Github Link [3]

<https://github.com/furiousnur/Advertising-Training-Center.git> [master's branch]

7.2 Limitations [4]

We have lot of limitations for our bd training project.

- Internet Reliance
- Security
- Browser Speed
- Reduced Speed

Internet Reliance: If users have no internet or they are not connected with internet then we can't access in our bd training center web application.

Security: In this world many hacker try to hack web application using sql injection, email encryption and ssl implementation. Now this moment our bd training project are secure in online host but we are trying to more recover or secure for users.

7.3 Future Scope

In future we will include this system online payment system. It will be more comfortable for the learners and for the parents. This payment system allows the institute authority and learners to make cashless payments for goods and services through cards, mobile phones or the internet. They get the advantages, including cost and time savings. We will create digital classroom so that all the learners can get their data from there. Our bd training personal teachers included in an institution will be able to share their personal learning experiences by this system with the Learners. Learners can gain their knowledge easily from here. We will provide this system in the social media so that we can always touch with the learners and the guardians. Grab the attention of potential customers and increase brand visibility. It will be much cost less than traditional advertising and promotional activities. This can help to increase loyalty.

REFERENCES

- [1] http://semwebquality.org/mediawiki/index.php?title=Create_Data_Requirements
[Last accessed: November 15, 2018 at 9pm]
- [2] <https://www.oreilly.com/library/view/high-performance-browser/9781449344757/ch01.html> [Last accessed: November 15, 2018 at 11pm]
- [3] <http://www.ofnisystems.com/services/validation/design-specification/> [Last accessed: November 20, 2018 at 8pm]
- [4] <https://github.com/furiousnur/Advertising-Training-Center.git> [Last accessed: December 10, 2018 at 10.30pm]
- [5] <https://www.quora.com/What-are-the-limitations-of-web-applications> [Last accessed: November 13, 2018 at 9pm]