

Web Application Design and Development with PHP

BY

Atiqur Rahman Shuvo

ID: 162-15-8062

This Report Presented in Partial Fulfillment of the Requirements for the Degree
of Bachelor of Science in Computer Science and Engineering

Supervised By

Dewan Mamun Raza

Lecturer

Department of CSE

Daffodil International University

Co-Supervised By

MD. Firoj Hasan

Lecturer

Department of CSE

Daffodil International University



DAFFODIL INTERNATIONAL UNIVERSITY

DHAKA, BANGLADESH

MAY 2019

APPROVAL

This Internship titled “**Web Application Design & Development with PHP**”, submitted by Atiqur Rahman Shuvo, ID No: 162-15-8062 to the Department of Computer Science and Engineering, Daffodil International University has been accepted as satisfactory for the partial fulfillment of the requirements for the degree of B.Sc. in Computer Science and Engineering and approved as to its style and contents. The presentation has been held on 4th May 2019.

BOARD OF EXAMINERS



Dr. Syed Akhter Hossain
Professor and Head

Department of Computer Science and Engineering
Faculty of Science & Information Technology
Daffodil International University

Chairman



Dr. Md. Ismail Jabiullah
Professor

Department of Computer Science and Engineering
Faculty of Science & Information Technology
Daffodil International University

Internal Examiner



Dr. Sheak Rashed Haider Noori
Associate Professor & Associate Head

Department of Computer Science and Engineering
Faculty of Science & Information Technology
Daffodil International University

Internal Examiner



Dr. Dewan Md. Farid
Associate Professor


Department of Computer Science and Engineering
United International University

External Examiner

DECLARATION

I hereby declare that this work presented in the Internship report which title “**Web Application Design & Development with PHP**” has been done by me **Atiqur Rahman Shuvo**, ID No: 162-15-8062 to under the supervision of **Dewan Mamun Raza**, **Lecturer, Department of Computer Science & Engineering** at Daffodil International University. I'd declare this Internship Report is my Original Work Report. I also declare that neither this internship report nor any part of this internship report has been submitted elsewhere for the award of any Degree or Diploma.

Supervised by:

 05.05.19


Dewan Mamun Raza

Lecturer

Department of CSE

Daffodil International University

Co-Supervised by:

 05-5-19


MD. Firoj Hasan

Lecturer

Department of CSE

Daffodil International University

Submitted by:

 05.05.19

Atiqur Rahman Shuvo

ID: -162-15-8062

Department of CSE

Daffodil International University

ACKNOWLEDGEMENT

First of all, I want to evident and gratefulness of almighty Allah for his heavenly blessings and giving me the strength to complete my final year Internship works successfully.

I'm really happy that, thankful and wish our intensive and liability to **Dewan Mamun Raza**, Department of Computer science and Engineering (CSE), Daffodil International University, Dhaka. Profound knowledge and passion of my supervisor in this field of Web Application Design and Development influenced me to carry out this Internship. His tolerant behavior, scholastic guidance, continual encouragement, constant and energetic supervision, valuable advice, reading many inferior drafts and correcting them at all stage have made it possible to complete my internship. And then I would like to express my heartiest gratitude to **Prof. Dr. Syed Akther Hossain**, Head Department of the Computer Science Engineering (CSE), for kind help to finish my internship and also to other faculty member and staff of CSE department of Daffodil International University.

Then I would like to thanks my all mates in Daffodil International University, who took part in this discussion while completing the course work and thanks to all of my course teacher who given valuable advice for future in CSE students in every class.

Lastly, I would like to respect and thanks to my parents for their every time support and inspiration.

ABSTRACT

As a CSE student, everyone must move forward with technology. So I've got an internship on Web application design and Development at People N Tech Institute of Information Technology (PIIT). It is a Global Leader IT Training, Consulting and Job Placement Software Company. They offer us different types of opportunities such as Internship, Job placement become an Instructor, etc. My main objective of this internship on Web application design and development. This Internship report is for completion of my B.Sc. at Daffodil International University in Computer Science Engineering purposed to enhance and use the obtained knowledge during my studies. I've joined in People N Tech Institute of Information Technology. After joining I can learn a lot from this Company and there I had responsibilities. I have learned all kind of official manner, communication with a colleague, how to perform duties, finish the task on the right time, etc. During my internship, I've accomplished the tasks such as: Before start working at first gather basic ideas on Domain, Hosting, IP, Server, different languages, structured query language, Domain control panel, Local Server and then installing and configuring XAMPP server. Then I started my work. The Website Design and Develop, Database Creation, connecting with the database, testing different browsers. I'm working with HTML, HTML3, HTML4, HTML5, CSS, CSS3, Bootstrap, JavaScript, JQuery, PHP, MySQL etc. Most of the time, I worked on website design, form validation, SQL query, etc. I understand by an internship that how to handle client, group-wise work, real-life project discussion, etc. This Internship report takes us via all the niceties of Web Application Design and Development Knowledge and experience gathered during this internship period. Finally, I want to say that this internship will help a lot in my future career.

TABLE OF CONTENTS

CONTENTS	PAGE NO
Approval	i
Declaration of the Student	ii
Acknowledgment	iii
Abstract	iv
CHAPTER 1: Introduction	(8-10)
1.1 Introduction	8
1.2 Motivation	8
1.3 Internship Objectives	9
1.4 Internship Goals	9
1.5 Report Layout	10
CHAPTER 2: Organization	(11-12)
2.1 About the Company	11
2.2 Company Services	11
2.3 Company Mission and Vision	12
2.4 Company Structure	12
CHAPTER 3: Daily task and Problem-solving	(13-24)
3.1 Before start work	13
3.2 Notepad++ Installation	13
3.3 Xampp local server installation	14
3.4 SQLyog installation and Connection	15

CONTENTS	PAGE NO
3.5 Covert PSD theme to HTML	17
3.6 User Login and Registration validation	18
3.7 User contact page validation	20
3.8 Show product	20
3.9 Single product show	21
3.10 Project task and activities	21
3.11 Implementation and learning process gain from this project	22
3.12 Challenges during internship	24
CHAPTER 4: Internship Outcomes	(25-25)
4.1 Learning something new	25
4.2 Internship Outcomes	25
CHAPTER 5: Conclusion and Future Career	(26-26)
5.1 Conclusion	26
5.2 Scope for Future career	26
REFERENCE	27

LIST OF FIGURES

FIGURES	PAGE
Figure: 2.1 Organizational Structure of PIIT	12
Figure: 3.1 Notepad++ Installation	13
Figure: 3.2 XAMPP Server Installation	14
Figure: 3.3 SQLyog 1	15
Figure: 3.4 SQLyog 2	15
Figure: 3.5 Connect to MySQL Host	16
Figure: 3.6 Interface after MySQL Connect	16
Figure: 3.7 Convert PSD theme to HTML	17
Figure: 3.8 User login	18
Figure: 3.9 Login Validation	18
Figure: 3.10 User Registration	19
Figure: 3.11 User Registration Validation	19
Figure: 3.12 Contact page validation	20
Figure: 3.13 Product Show	20
Figure: 3.14 Single Product show	21
Figure: 3.15 Difference between HTML4 & HTML5	22
Figure: 3.16 Apache and MySQL run	23

CHAPTER 1

INDRODUCTION

1.1 Introduction

The internship develops a student's experience. The internship known is to gain several sagacity from the different many organizations that will help a lot to make a relation among the theoretic and practical knowledge. The Internship knowledge is planned to take steps students working on document and servitor in fruitful science degrees in law enforcement or reclaims with an opportunity to develop sagacity into the practical application of academic knowledge. By observing the work activities of the members of a criminal justify agency and by working under convoy, students will be better ready to meet their own interest and become capable of a career.

1.2 Motivation

As a CSE student, I want to deep knowledge of web application Design and Development. So I've got the internship on web application Design and Development at People N Tech (PIIT). It is a global leader IT training, consulting, and Job Placement, well known and popular software company in Bangladesh and US. It is anticipated to express myself on various new challenges with the learning which is collected from the People N Tech Institute of Information Technology (PIIT). I believe that the internship will give me the norm opportunity to extend my Career. As an intern to contributing People N Tech Institute of Information Technology (PIIT) workflow and learn as much as I can. In the whole world of web application design and development, I've HTML, CSS, JavaScript, PHP, MySQL, etc. But my chief work is with web design, form validation (using both JavaScript and PHP) and SQL queries. I would like to be my own career on web application design and development.

1.3 Internship Objectives

The main objectives of my internship are to know about the Job market and Job opportunity. That's why I intern on web application design and development. So, I want to do my future on Web Application. Besides, there are some main objectives that are:

- To Increase technical skill.
- To Increase Communication Skill.
- To know about official Environment.
- To gain and deep knowledge about web application design and development.
- Then know about the dynamic website, CMS, server-side language PHP, JavaScript, jQuery, etc.
- Achieving details about PHP and laravel framework.

1.4 Internship Goals

The main goals of my internship are:

- To improve professional ethics.
- Gain knowledge about the Job sector.
- For strong knowledge about website design.
- For strong knowledge about server-side language PHP.
- How to do client work in an official manner.
- How to solve the client's requirement?
- The ability for problem-solving.
- Works well with the team.

1.5 Report Layout

I'm discussing according to my internship report section in Chapter. In the first chapter, I'm doing to discuss the introduction, motivation, internship objectives, internship goals and about the company. Second Chapter: About the company, Company Service, Company Mission and Vision, Company Structure. In chapter three: Before start work, Notepad ++.

Installation, XAMPP local server installation, SQLyog installation and connection, Convert PSD theme to HTML, User login and registration validation, User contact page validation, show product, single product show, project task and activities, implementation and learning process gain from the project, challenges during internship. In chapter four: learning something new, Internship Outcomes. In chapter five: Conclusion, Scope for a future career.

CHAPTER 2

ORGANIZATION

2.1 About the company

Considering the above in forefront PeopleNTech, LLC was formed back in 2005 to provide affordable consultancy and staffing services to the small and medium enterprises in testing their applications. Abu Hanif, founder of PeopleNTech is strongly focused on changing lives and careers since its inception. Over the past few years, PeopleNTech increased its service capabilities by incorporating diverse expertise in its pool of consultants and started career consultancy to meet the demands of clients at both ends- employers and job seekers. Such an endeavor has been a unique experience for people PeopleNTech to come up with a new relation that, rapidly changing needs in technological expertise can effectively be met through boosting skills of the potential IT professionals through comprehensive and practical training. PeopleNTech, LLC is registered with the state of Virginia and New York as a consulting and staffing firm. It is also an Employment Agency certified by the New York City Department of Consumer Affairs (DCA). For their employment agency clients, NY office provides help to preparing an eye-catching resume, help to improve interview skill and arranges a discussion on necessary technological updates with free of cost. Their services are, Internship opportunity, Job placement, H1B Visa, Become an Instructor, etc.

2.2 Company Services

PeopleNTech Institute of Information Technology software team take steps professional web application design, development & maintenance all kind of web services like Web Design, Web Development, Android Apps, Software Development, Wordpress Theme Development, etc. Our efficient web application designer and developer elegant various website project. We always provide complete front-end and back-end development based on the latest technologies and industry aptitude.

2.3 Company Mission and Vision

Our mission is to deliver a learning experience that exceeds that expectations and we believe in practical training approach only. We forever support our client, intern student, students in their aspirations to never stop learning and never stop growing. Our mission is to cater to the increasing demand for IT learning to keep abreast with the latest technologies and skills. Our vision is to serve our students as helping hands to create new horizons for changing people careers, arrange job placement, internship opportunity.

2.4 Company Structure

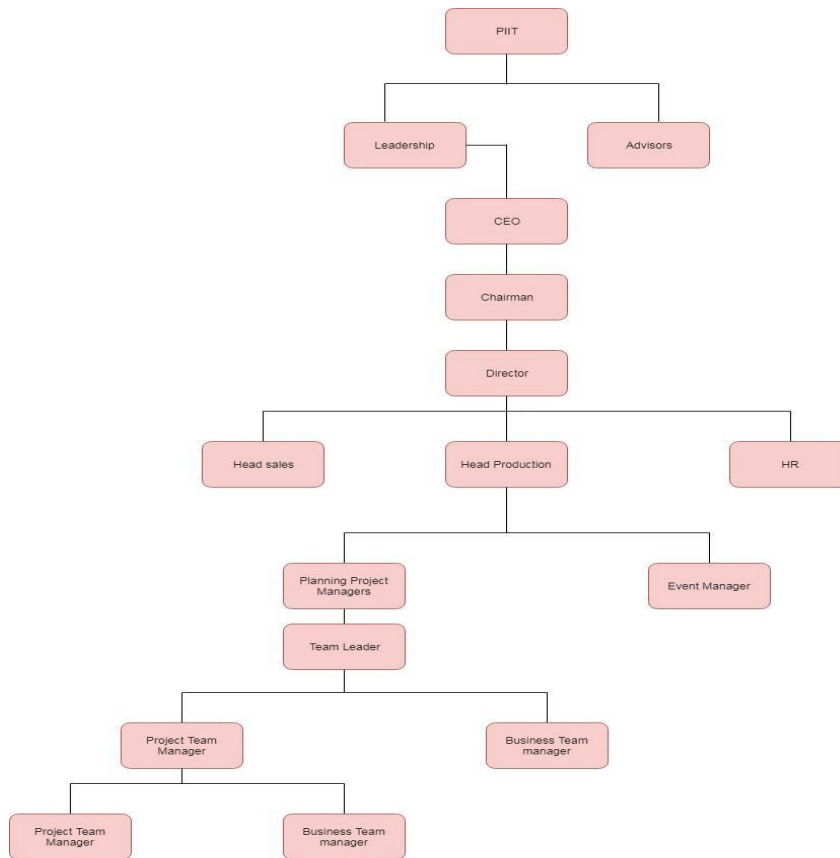


Figure: 2.1 Organizational Structure of PIIT

CHAPTER 3

DAILY TASK AND PROBLEM SOLVING

3.1 Before start work

I know about the company before joining. When joined the company they explain to me the work, how do I work? And introduce other workers. After I understood my work, I did start my daily working. Before working, I'm doing installed all the necessary software such as code editor notepad++, local server, XAMPP, winNMP, SQLyog, etc.

3.2 Notepad++ Installation

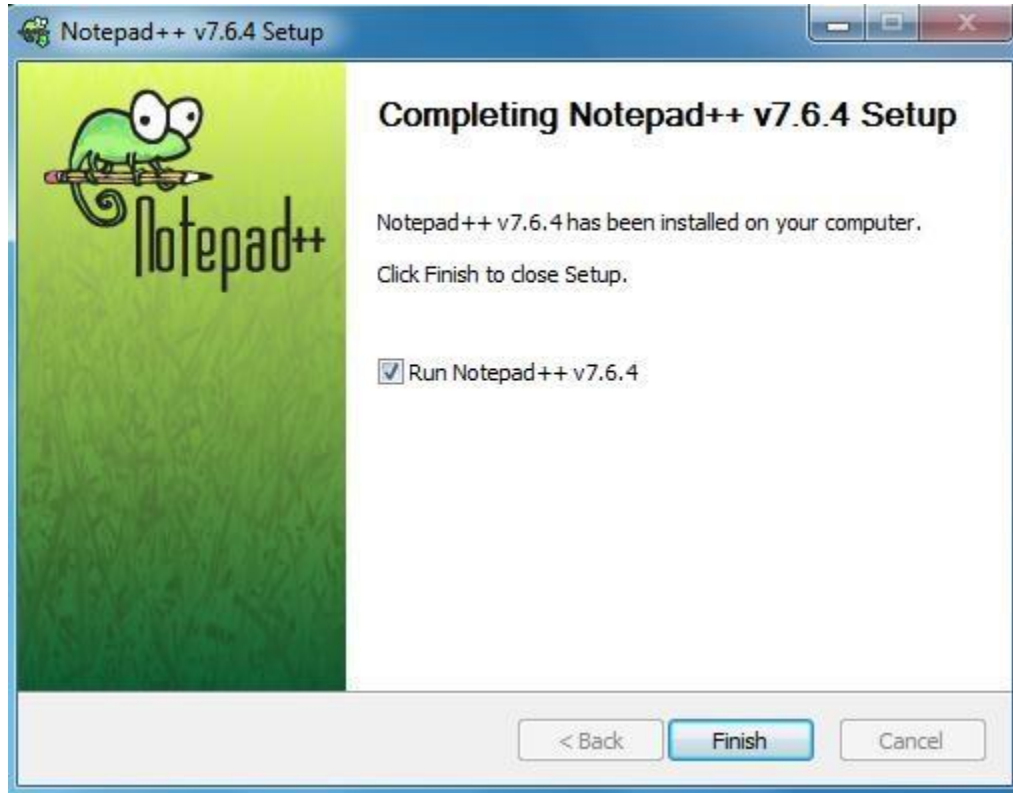


Figure: 3.1 Notepad++ Installation

I use notepad++. Because I get a lot of comforts using this code editor. As well as using other code editors such as popular code editor sublime text, Atom, etc.

3.3 XAMPP Local Server Installation



Figure: 3.2 XAMPP Server Installation

This software is easy to install like the normal software installation. This software is free open source software that provides an easy way for web designers and developers to install the necessary components to run PHP-based software.

XAMPP will save time and frustration by having to manually install and configure Apache, MySQL, FileZilla, Mercury, and Tomcat. This is built and runs the PHP script.

3.4 SQLyog Installation and Connection

And then install SQLyog install for MySQL database. This is actually database administration tools developed by Weblog, Inc. based in Bangalore, India and Santa Clara California.

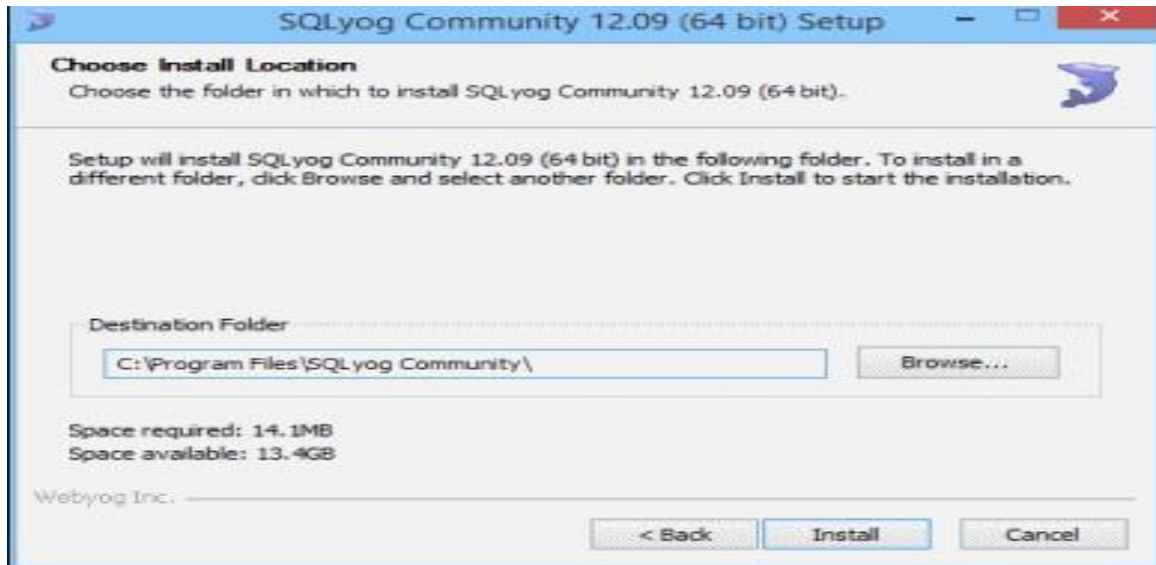


Figure: 3.3 SQLyog 1

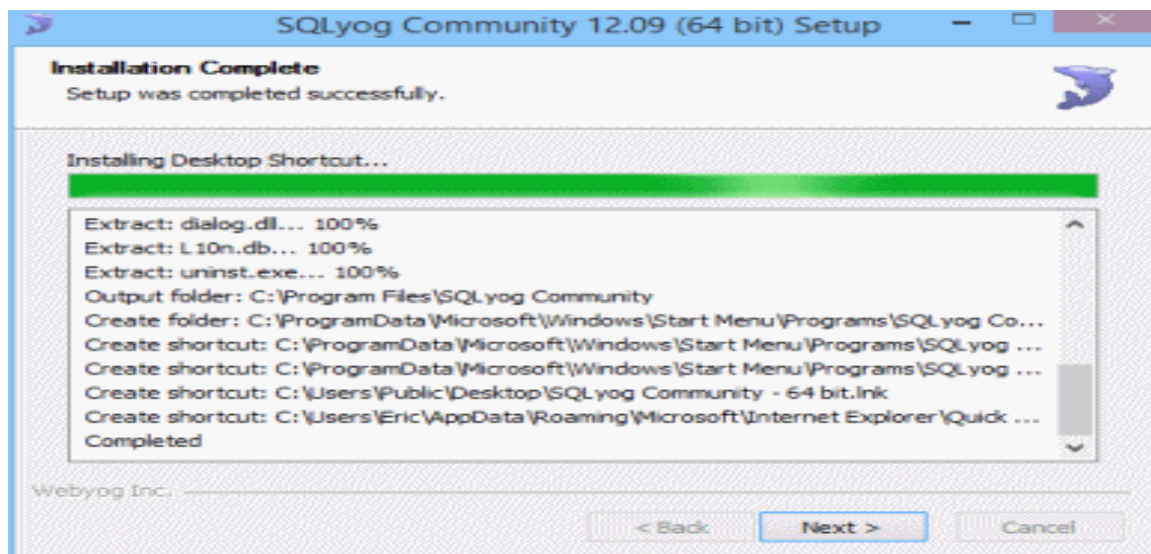


Figure: 3.4 SQLyog 2

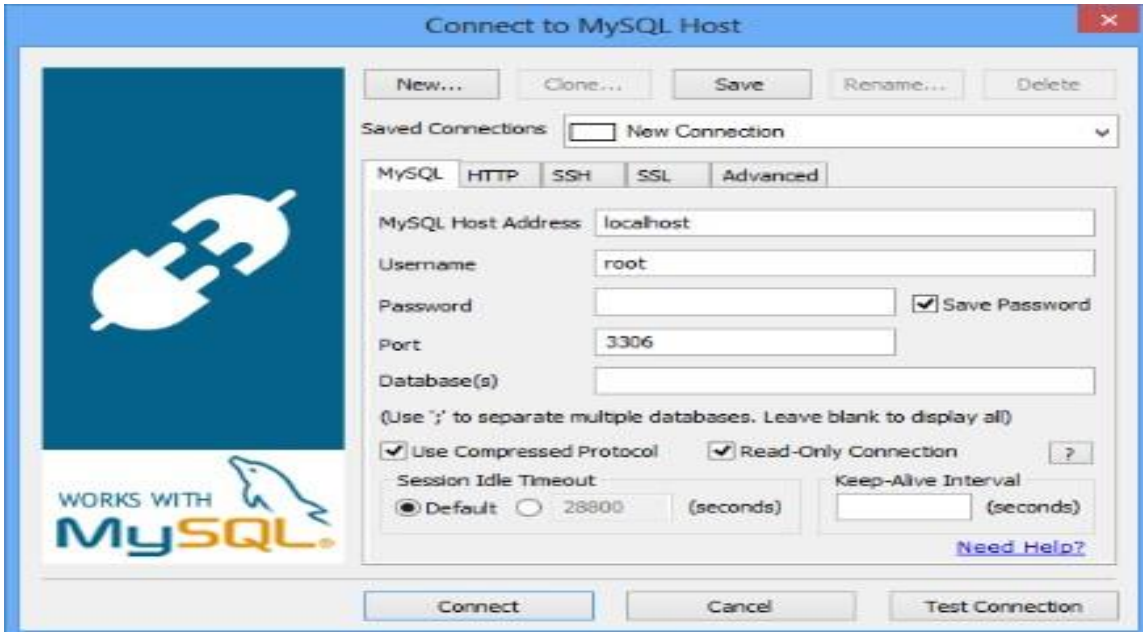


Figure: 3.5 Connect to MySQL Host

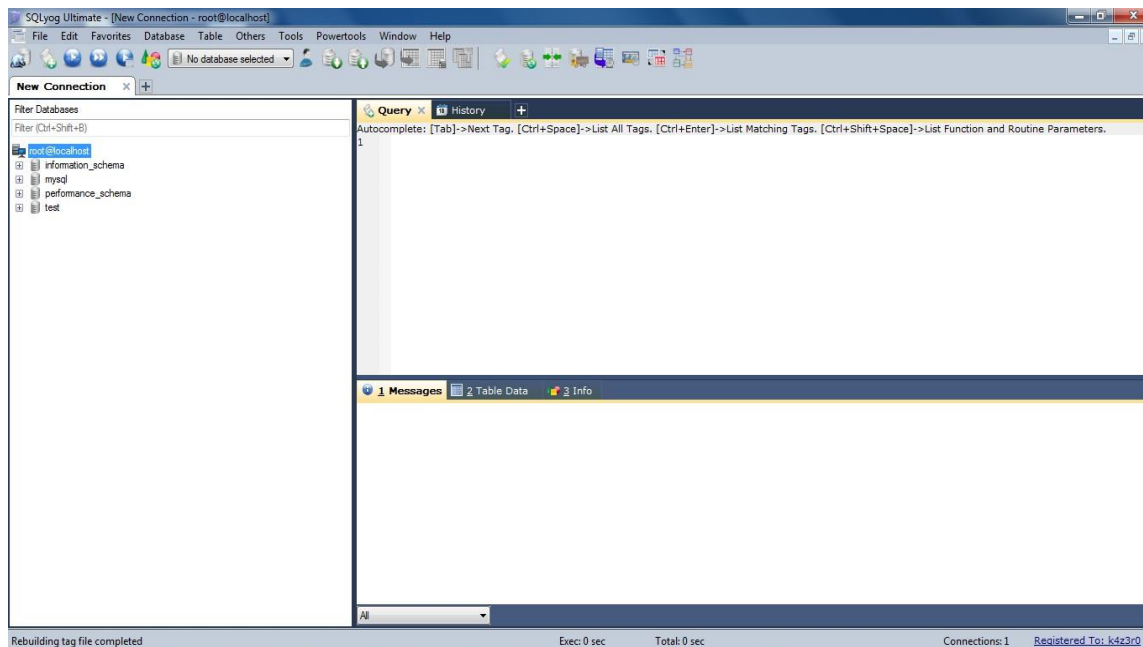


Figure: 3.6 Interface after MySQL Connect

Before running the SQLyog, you must run the Local Server. If not, SQLyog will not run.

“PHP” extension any file run must need a local server. So, I’m using the XAMPP local server.

3.5 Convert PSD theme to HTML




Figure: 3.7 PSD to HTML

When I joined PIIT as a Web Designer and Developer. Every day I worked. Below I describe my daily work activities. Above figure, we can see PSD to HTML Convert. Actually, this project makes for eCommerce business.

At first convert PSD format to HTML. And I’m using Bootstrap, PHP, Js, MySQL to do better performance and dynamic with the database.

3.6 User Login and Registration Validation

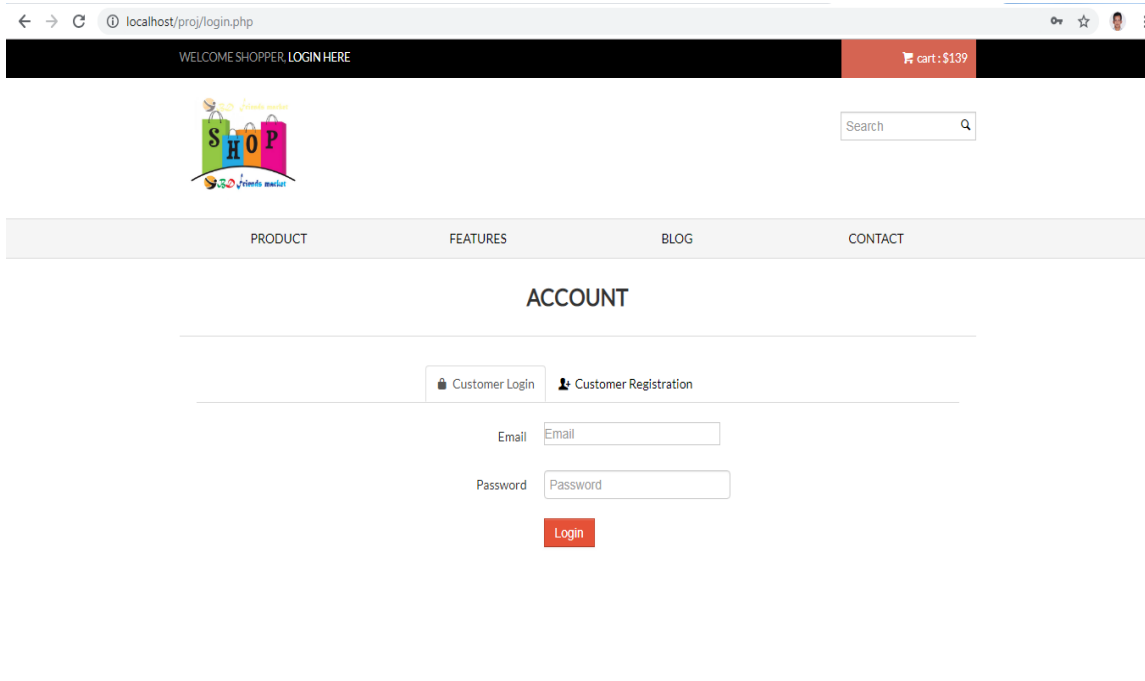


Figure: 3.8 User login

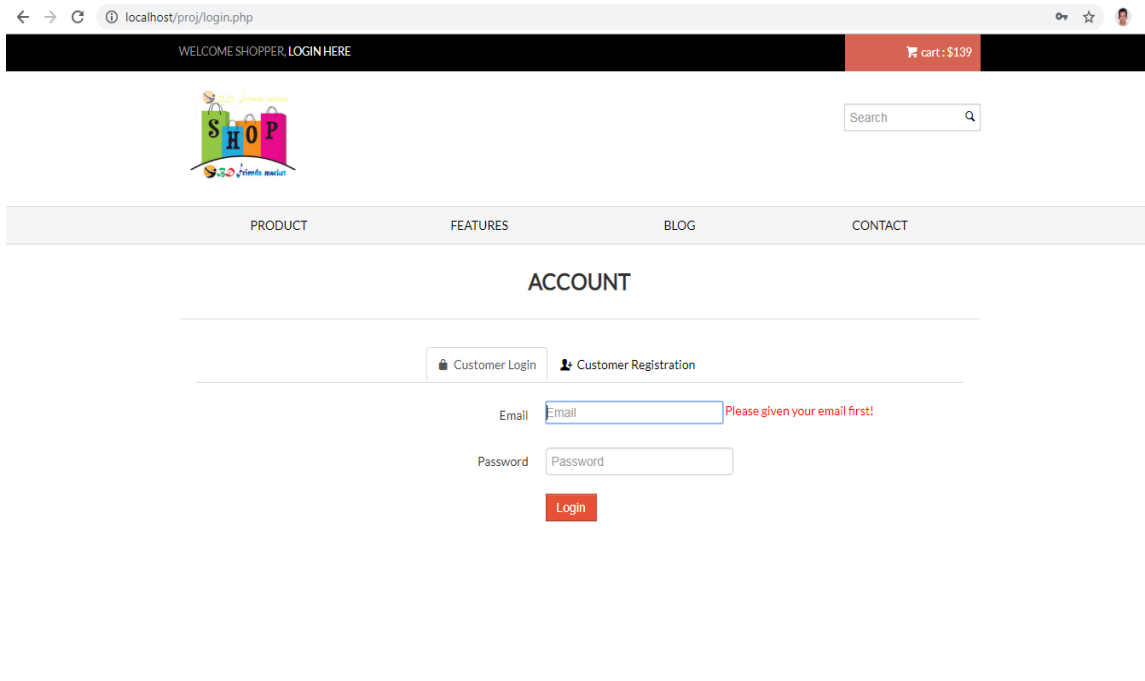


Figure: 3.9 Login Validation

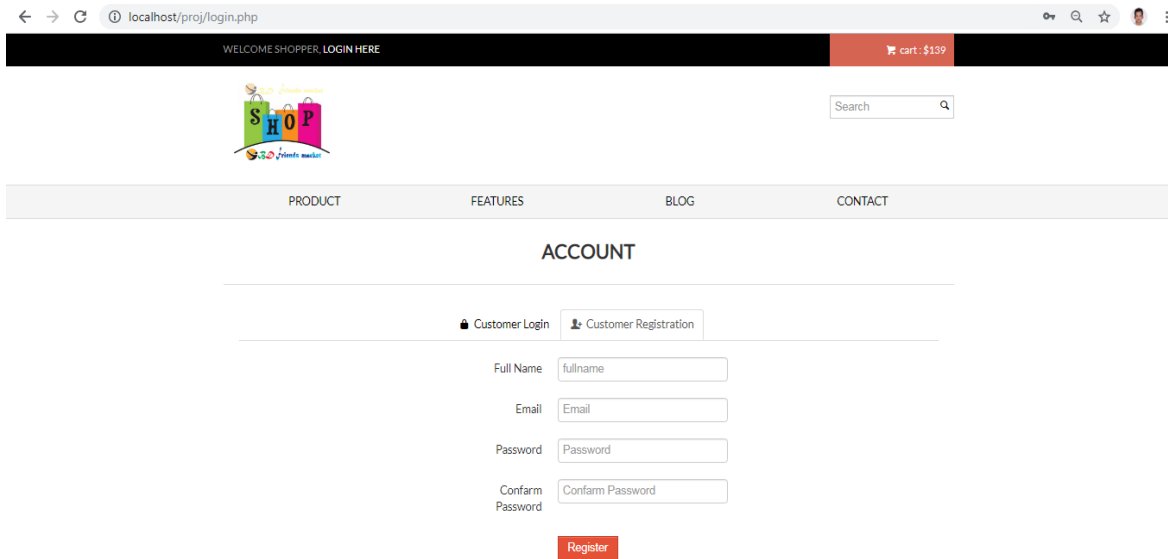


Figure: 3.10 User Registration

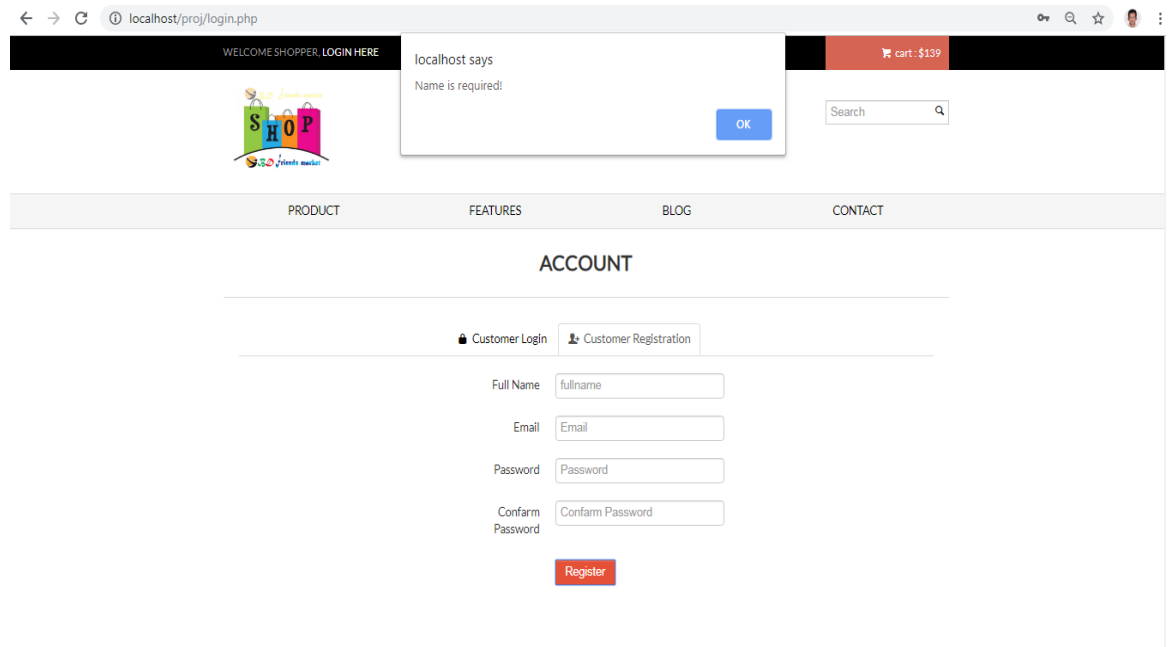


Figure: 3.11 User Registration Validation

I'm basically working on the login and registration validation in the above picture.

3.7 User Contact Page Validation

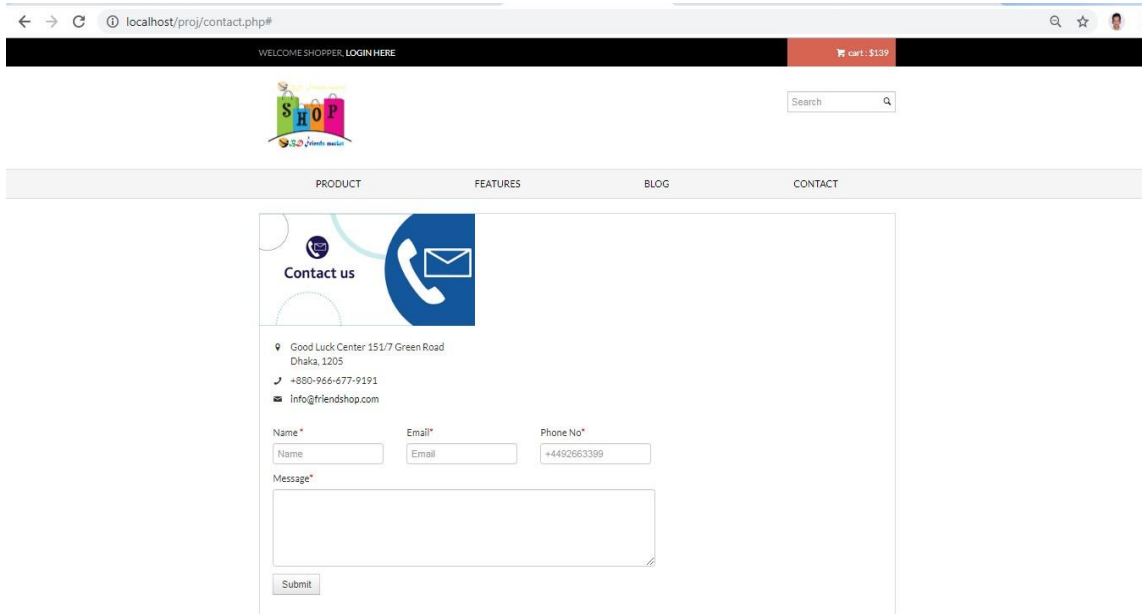


Figure: 3.12 Contact page validation

This is the contact page validation of this website. Anyone user can Contact or Message with the owner by this page.

3.8 Show Product

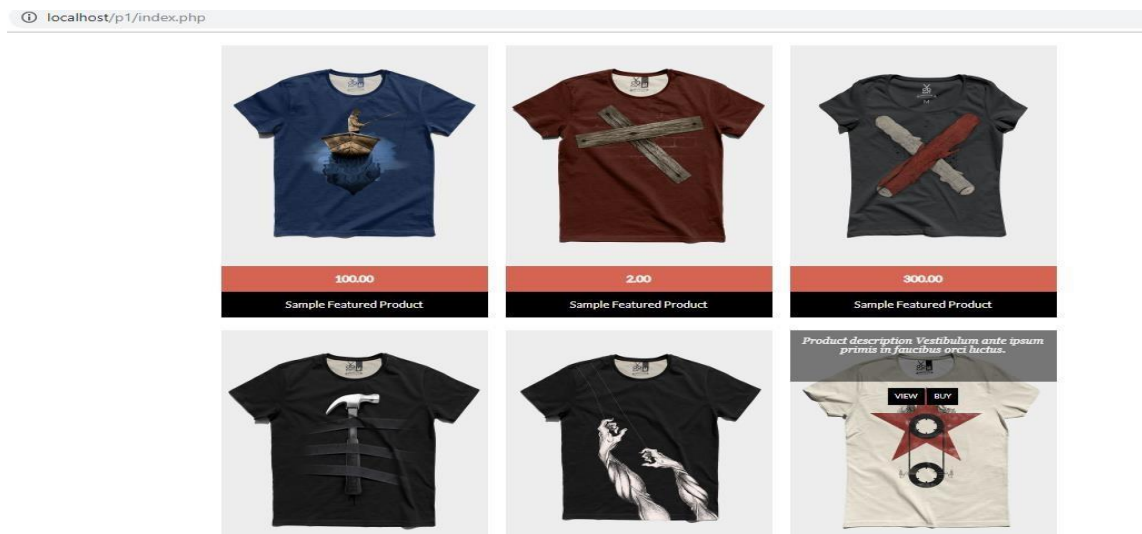


Figure: 3.13 Product Show

The product of this project is shown above. There I have shown some different product. If you click any single product you can see as like below picture.

3.9 Single product show

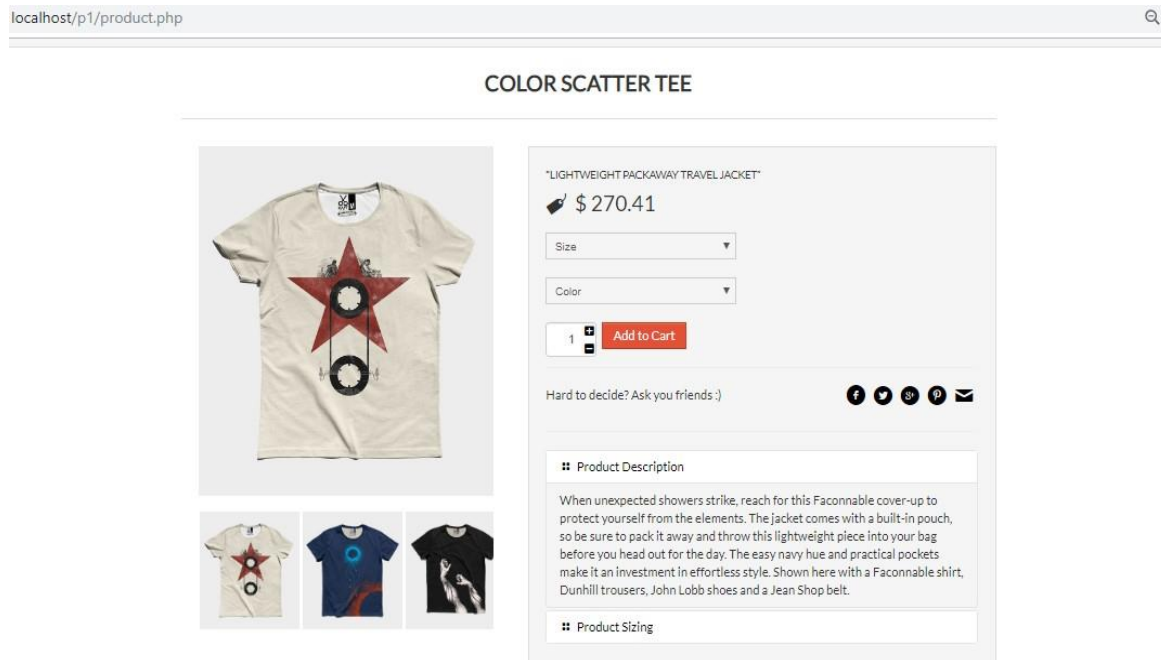


Figure: 3.14 Single Product show

The screenshots in my project are above that I did at this project. Basically, during in my intern, I'm working PSD to HTML conversion, most of the time working form validation, different time functionality work by using Js and PHP with some Ajax call.

3.10 Project task and Activities

After join PIIT I've got a lot of gains. It was a great opportunity to work with the PIIT team. I also did work some different project during my intern. I mentioned what I did...

- PSD to HTML convert by using bootstrap.
- Form validation work.
- Database creation and connection.
- If I face any kind of problem, inform to senior developer.

- Some functionality and dynamic work by using PHP and Js.
- MySQL query.

3.11 Implementation and Learning process gain from this project

The languages used in the implementation of the project are HTML4, HTML5, CSS3, BOOTSTRAP, JS, PHP, MySQL, and APACHE. Now I would like to short descriptions about it.

HTML4 AND HTML5

In html4 and html5 some differences are:

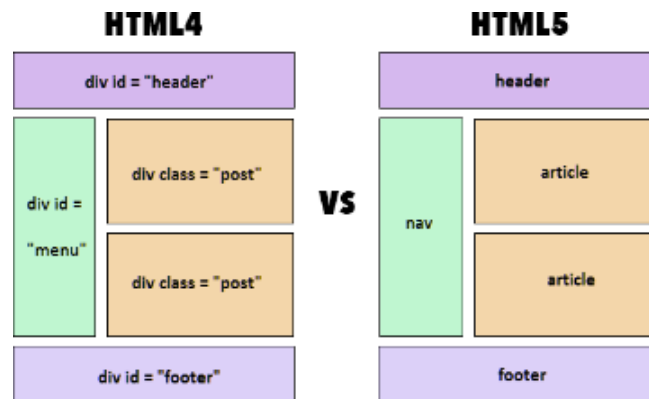


Figure: 3.15 Difference between HTML4 & HTML5 [2]

CSS3

Css3 is the latest evaluation of the Cascading Style Sheets language. New features in CSS3 include support for additional selectors, drop shadows, rounded corners, updated layout features, animation, transparency, and much more. [3],[4]

BOOTSTRAP

Bootstrap has become one of the most popular front-end frameworks and open source projects in the world. Very easy to use it. It includes Customizable, Mobile friendly, responsive features, good documentation, etc. Released on Friday, August 19, 2011. [5]

JS

JS full form is JavaScript. JavaScript is the programming language of HTML and the Web. Web pages are not the only place where JavaScript is used. Many desktop and server programs use JavaScript. [6]

PHP

PHP is the server-side scripting language. Its full form is Hypertext Preprocessor. In PHP works cross-platform, easy database connection, easy to use, open source, etc. [7]

MySQL

MySQL is the world's most popular open source database. With it's proven performance, reliability, and ease of use, MySQL has become the leading database choice for web- based applications and many more. [8]

APACHE

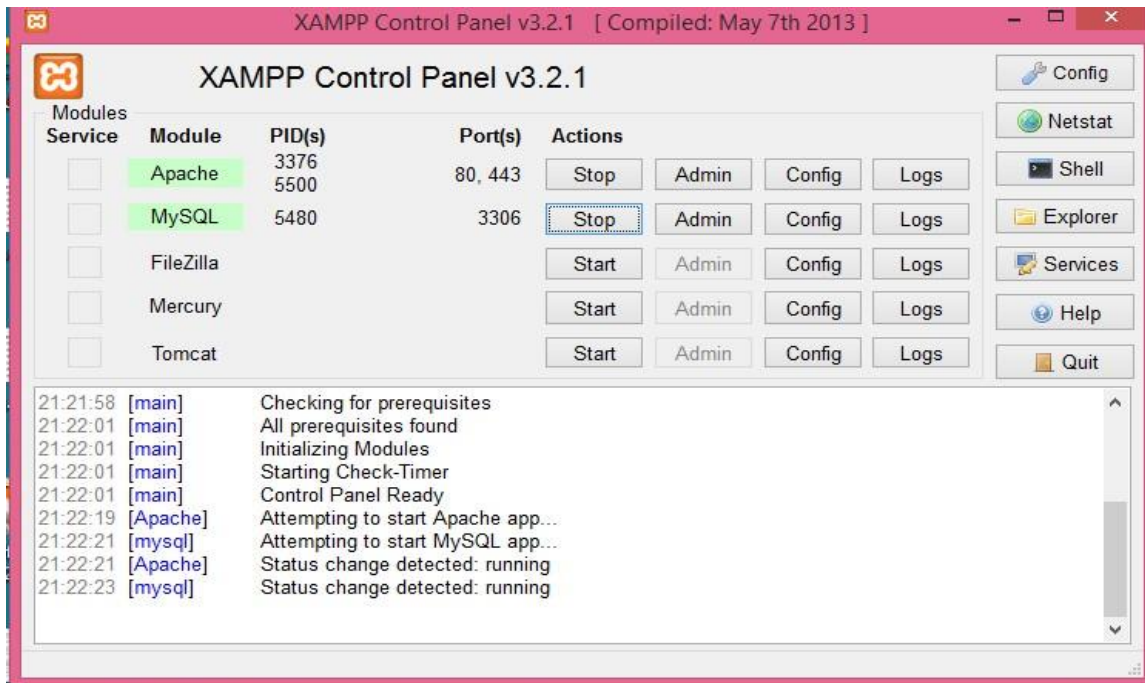


Figure: 3.16 Apache and MySQL run

Apache is the most widely used web server software. Apache is open source software. It's run on 67% of all web server in the world. [9]

3.12 Challenges during Internship

Web designer and Developer is not a simple take as it comes with a lot of different challenges. Every single day one Designer and developer has to face different problems and challenges. But as a designer and developer must find out a way to solve that problem with a fruitful result. Otherwise, it would not be a good Designer and developer

Responsive and critical thinking and speed uploads. In order to solve this kind of issue and provide great user experience to a client, the web developers have to be patient and meet the challenges diligently. Each web designer and developer must have the quality to solve each problem and taking capable of challenges.

CHAPTER 4

INTERNSHIP OUTCOMES

4.1 Learning Something New

Before joining the internship, I had some idea about that web design and development. And after joining, I learned something new that I did not know before. I know about the MVC (Model View Controller). And then deep learned about the database, advance PHP, Ajax, paginations.

4.2 Internship Outcomes

- Introduce me to the latest tools and Concepts.
- Behaving ethically.
- It will learn office manner.
- It will be getting me a job experience in real life.
- It will help and develop my skill and Experience on the web.
- It will help my job Life in the future.

CHAPTER 5

Conclusion and Future Scope

5.1 Conclusion

From that internship I'm learning about on Web application. A lot of experience that will be very helpful in my future works. I will be able to create a lot of projects on website design and development in a successful manner. Finally, I want to say that my internship will bring something good for my future.

5.2 Scope for Future Scope

Finding a good job can be a real challenge, especially if I have no experience. Although I've received this experience from the internship, which will help me for future jobs?

REFERENCES

- [1] XAMPP configuration <<<https://pureinfotech.com/install-xampp-windows-10/>>>, last access at April 24, 2019 11.00 am
- [2] HTML4 and HTML5 <<<https://www.hostinger.com/tutorials/difference-between-html-and-html5>>> , last access at April 24, 2019 12.00 pm
- [3] CSS3 <<<https://www.sitepoint.com/introducing-css3/>>>, last access at April 25, 2019 10.00 am
- [4] CSS3 <<<https://developer.mozilla.org/en-US/docs/Web/CSS/CSS3>>>, last access at April 25, 2019 11.00 pm
- [5] Bootstrap <<<https://getbootstrap.com/docs/4.3/about/overview/>>>, last access at April 25, 2019 11.30 pm
- [6] JS <<<https://www.w3schools.com/js/>>>, last access at April 25, 2019 12.00 am
- [7] PHP <<<https://www.w3trainingschool.com/php-advantages-disadvantages>>>, last access at April 25, 2019 12.30 am
- [8] MySQL <<<https://www.mysql.com/about/>>>, last access at April 25, 2019 1.00 am
- [9] Apache <<<https://www.wpbeginner.com/glossary/apache/>>>, last access at April 25, 2019 1.30 am

Web app intern1

ORIGINALITY REPORT

26%

SIMILARITY INDEX

20%

INTERNET SOURCES

2%

PUBLICATIONS

21%

STUDENT PAPERS

MATCH ALL SOURCES (ONLY SELECTED SOURCE PRINTED)

18%

★ Submitted to Daffodil International University

Student Paper

Exclude quotes Off

Exclude matches Off

Exclude bibliography Off