

Point of Sale

By

**MD. SHADIKUL BARI
ID: 162-15-8116**

And

**AMIYA ADHIKARY
ID: 162-15-7980**

This report exhibited in partial fulfillment of the necessities for the level of four-year education in Bachelor of Science in Computer Science and Engineering.

Supervised By

Md Zahid Hasan
Assistant Professor
Department of CSE
Daffodil International University



DAFFODIL INTERNATIONAL UNIVERSITY


DHAKA, BANGLADESH

May 2019

APPROVAL

This Project/internship titled “**Point of Sale**”, submitted by Md. Shadikul Bari, ID No: 162-15-8116 and Amiya Adhikary, ID No: 162-15-7980 to the Department of Computer Science and Engineering, Daffodil International University has been accepted as satisfactory for the partial fulfillment of the requirements for the degree of B.Sc. in Computer Science and Engineering and approved as to its style and contents. The presentation has been held on 03-May-2019.


BOARD OF EXAMINERS



Dr. Syed Akhter Hossain
Professor and Head

Department of Computer Science and Engineering
Faculty of Science & Information Technology
Daffodil International University


Chairman



Dr. Md. Ismail Jabiullah
Professor

Department of Computer Science and Engineering
Faculty of Science & Information Technology
Daffodil International University

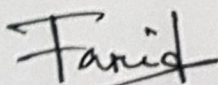
Internal Examiner



Dr. Sheak Rashed Haider Noori
Associate Professor & Associate Head

Department of Computer Science and Engineering
Faculty of Science & Information Technology
Daffodil International University

Internal Examiner



Dr. Dewan Md. Farid
Associate Professor

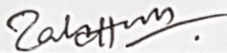
Department of Computer Science and Engineering
United International University

External Examiner

DECLARATION

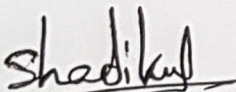
We are proclaiming that, this task has been finished by us under the supervision of Md Zahid Hasan, Assistant Professor, Department of CSE, Daffodil International University. We likewise pronounce that neither this task nor any piece of this venture has been submitted somewhere else for honor of any degree or recognition.

Supervised by:

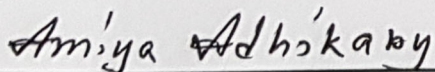


Md Zahid Hasan
Assistant Professor and Coordinator of MIS
Department of Computer Science and Engineering
Faculty of Science & Information Technology
Daffodil International University

Submitted by:



Md. Shadikul Bari
ID: 162-15-8116
Department of CSE
Daffodil International University



Amiya Adhikary
ID: 162-15-7980
Department of CSE
Daffodil International University

ACKNOWLEDGEMENT

Above all else, our heartiest thanks and gratefulness to God for his perfect gift that makes us proficient to finish this undertaking effectively.

We might want to gratitude to our good educator and undertaking administrator Md Zahid Hasan, Assistant Professor, Department of CSE, Daffodil International University for his perpetual tolerance, academic direction, nonstop consolation, consistent and enthusiastic supervision, useful analysis, significant guidance, perusing numerous substandard drafts and adjusting them at all stage have made it conceivable to finish this venture.

We might want to offer our heartiest thanks to Dr. Syed Akhter Hossain, Head, Department of CSE, for his thoughtful help to complete our venture and we are likewise grateful to the various personnel and staff individuals from our specialization for their co-activity and help.

We should acknowledge with due regard the consistent help and patients of our parents.

At last, we might want to thank our whole course mate in Daffodil International University, who partook in this talk about while finishing the course work.

ABSTRACT

This project is on “**Point of Sale**”. These days progressively online joint effort and huge utilization of data innovation a significant number of Super shops, Independent company Associations and individual shop is moving to paperless business arrangement. **Point of Sale** becomes very crucial for healthy and effective management. There are numerous other Point of Sale System is accessible on the web, our venture is completely centered around the viewpoint of Bangladeshi clients. In this system we attempted to develop such a **Point of Sale** for the development. The requirement of such system collected from different Super shop, Small Business Organizations and personal shop. The design of the proposed system was done as per the user requirement. The system is implemented using open source technology and tools. The system was tested for different functions and found satisfactory. In future the system will be integrated for smart phone user.

TABLE OF CONTENTS

CONTENTS	PAGE NO
Approval	
Declaration	
Acknowledgements	i
Abstract	ii
Table of Contents	iii-iv
CHAPTERS:	
CHAPTER 1: INTRODUCTION	01-02
1.1 Objectives	01
1.2 Motivation	01
1.3 Expected Outcome	02
1.4 Report Layout	02
CHAPTER 2: BACKGROUND	03-14
2.1 Introduction	03
2.2 Organization Event Scenario	03
2.3 Sales Collaboration	03
2.4 Related Works	04
2.4.1 Syntech Solutions Electronic Store Point-of-sale System	04
2.4.2 Inventory POS System	05
2.5 Comparative Studies	05
2.6 Scope of the Problems	06
2.7 Challenges	06
CHAPTER 3: SOFTWARE REQUIREMENS	07-16
3.1 Business Process Model	07
3.2 Use Case Model	08-12
3.3 Implementation Requirements	13-15
3.4 Logical Data Model or, ER diagram	16
CHAPTER 4: DESIGN SPECIFICATION	17-32
4.1 System Environment	17
4.2 Front-end Design	18-22

4.3	Back-end Design	22-23
4.4	Testing and Integration	24-25
CHAPTER 5: CONCLUSION & FUTURE SCOPE		26-27
5.1	Conclusion	26
5.2	Future Scope	26
REFERENCE		27

FIGURES	PAGE NO	
Figure 2.1:	Syntech Solutions Ltd site	4
Figure 2.2:	Invento Bangladesh web site	5
Figure 3.1:	System Use Case Diagram	8
Figure 3.2:	Log in for manage POS system or Sell	18
Figure 3.3:	Company Create and Branch Create	19
Figure 3.4:	Local purchase Use Case	11
Figure 3.5:	Branch Stock in Use Case	12
Figure 3.6:	ER Diagram	16
Figure 4.1:	System Environment	17
Figure 4.2:	Log In	18
Figure 3.3:	Home Page	18
Figure 4.4:	Branch Create	19
Figure 4.5:	Current Stock	19
Figure 4.6:	Sales portion	20
Figure 4.7:	Customer Create position	20
Figure 4.8:	Stock Transfer portion	21
Figure 4.6:	Local Purchase portion	21
Figure 4.10:	Summary Report portion	22
Figure 4.11:	System user	22
Figure 4.12:	All table list	23
Figure 4.13:	Purchase product for Stock table	23

CHAPTER 1

INTRODUCTION

1.1 Introduction

Point of Sale is an online deal the executives programming venture that serves the usefulness to Admin and sellers. The system enables just enrolled clients to login and new users are permitted to resister on the application. This is proposed to be an Online application.

1.1 Objectives

The main objective of Web based Point of Sale is to provide flawless shop & sales management dashboard to shop manager ang seller(s). Registered user manages their shop at any time. It is an automatic system. This system is basically aimed to provide organize and complete control over shop, reports, summery etc.

The goals of our system are:

- To provide flawless event Point of Sale dashboard.
- Admin/Seller will have the total control over the sell and manage another part.
- Admin can fully manage the system.
- Add seller
- Online Registration & Payment
- Reporting
- Handle Accounts & purchases.

1.2 Motivation

There are many technologies have been developed in this world. The computer is the best among all of these. Long time before, People used pen and paper for writing documents. But, nowadays, automated systems are being developed for solving this issue. We have inspired by seeing Point of Sale at Shwapno, the super shop store. It's very expansive and robust application. So, we planned to develop this cost save effective application.

Today will become yesterday and tomorrow will become today. We think our application will help the small, or medium level enterprise organization. The project work is about the designing, developing and hosting the Point of Sale for business. Using HTML, CSS, PHP, jQuery, and MySQL for the database, the system has been developed.

1.3 Expected Outcome

In our Project our main focus is to provide one stop dashboard to an admin for managing, controlling and handling account of a shop or, business. But there will be scope for seller also he can send defective product to Head office, can see Branch wise stock report etc. Seller also can generate sales report or, summery report. The system also will be able to work on any web browsers platform and can be accessed anywhere via internet. The system also will be secured as it will protect the confidential and privacy of data effectively.

1.4 Report Layout

We as a whole know, reasonable information could really compare to hypothesis. In our graduation degree we get familiar with a ton of things. This venture gives us extension to share our insight and use our idea. By doing this venture we can execute our aptitude all the more successfully. First Section contains the Presentation, Destinations, Inspiration, Expected Result and Report format of our task. At that point second part contains Task Presentation, Related works, Near Examinations, Extent of the issue and furthermore Difficulties of our undertaking. Our third section contain about Prerequisite Determination which are Use Case Demonstrating and Portrayal, Consistent Information Display, Plan Necessities.

Fourth Section depicts our full site portrayal which is identified with Plan Particular like Front-end Configuration, Back-end Structure, Connection Structure and UX, Usage Prerequisites. Our fifth part is about Usage and Testing. This contains Usage of Database, Front-end Plan, Connections, Testing Execution and Test outcomes and Reports. Our last section contains finish of the full task. This report contains about our web framework, its concern, arrangement and utilization of the framework.

CHAPTER 2

BACKGROUND

2.1 Introduction

Point of Sale is the application of business management to the create seller, add product, sales report, summary & handling account related task etc.

Point of Sale involves studying the intricacies of the brand, identifying the target audience, devising the event concept, planning the logistics and coordinating the technical aspects before actually launching the event. Post-event analysis and ensuring a return on investment have become significant drivers for the event industry. The recent growth of events as an industry around the world means that the management can no longer be ad hoc. Events, such as the Asian Games, have a large impact on their communities and, in some cases, the whole country. The industry now includes events of all sizes from the Olympics down to a breakfast meeting for ten business people. Many industries, charitable organizations, and interest groups will hold events of some size in order to market themselves, build business relationships, raise money or celebrate.

2.2. Organization Events Scenario

Many organizations arranged manifold national and international events. An organization formed many departments and each department have its own schedule/event calendar. There is a communication gap between departments as the other departments are not informed properly. Thus, there is a collision while booking the event. So, it is not possible for all the events to be held.

2.3 Sales Collaboration

Point of Sale streamline retail tasks via robotizing the exchange procedure and following imperative deals information. Essential frameworks incorporate an electronic money register and programming to organize information gathered from day by day buys. Retailers can build usefulness by introducing a system of information catch gadgets, including card peruses and standardized tag scanners. Contingent upon the product highlights, retailers can follow estimating precision, stock changes, net income and deals designs. Utilizing coordinated innovation to follow information enables retailers to get inconsistencies in valuing or income

that could prompt benefit misfortune or interfere with deals. POS frameworks that screen stock and purchasing patterns can enable retailers to keep away from client administration issues, for example, out-of-stock deals, and tailor acquiring and advertising to shopper conduct.

2.4 Related Works

Online Shopping Management System, Sales automation Software, Business invoicing programs, Customer relationship management (CRM) software, Sales management software etc.

2.4.1: Syntech solutions Electronic Store Point-of-Sale System

This POS allows the retailers to administer their business aspect and develop a unique shopping experience for their clients. The client ling solution available in Computer Shop POS enunciates the customers are driven back again and again.

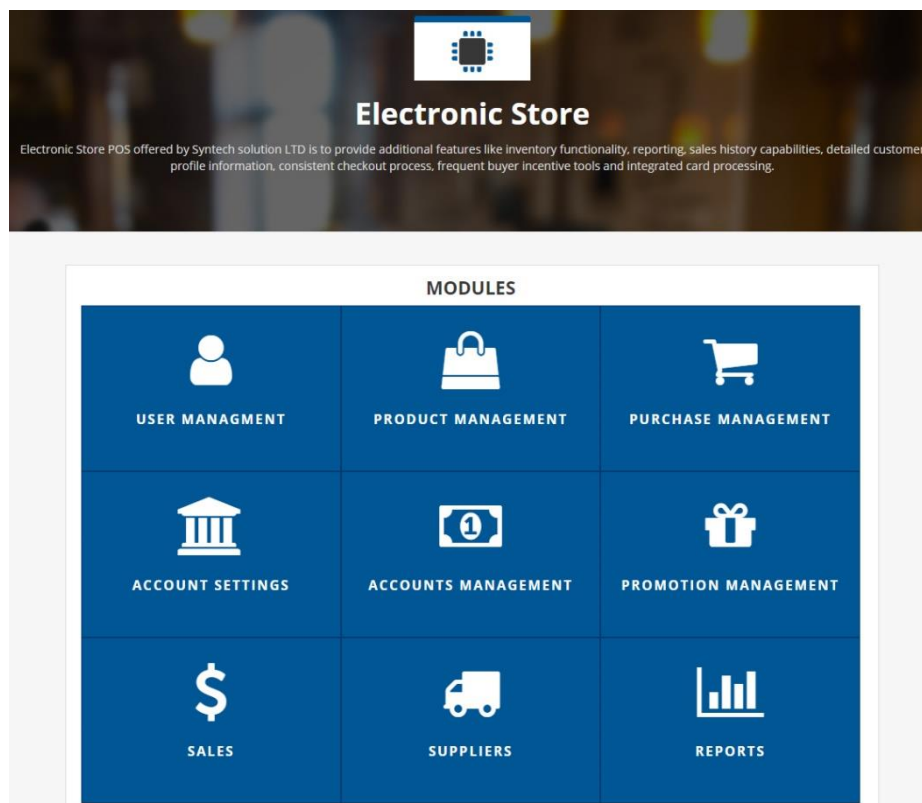
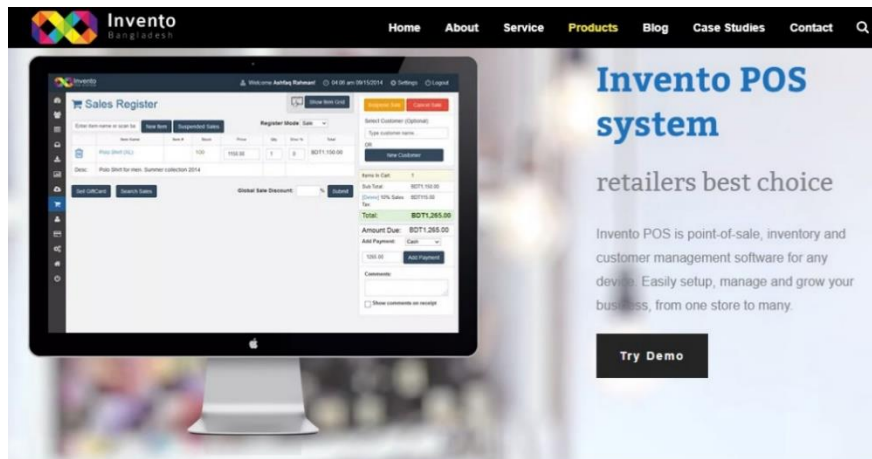


Figure: 2.1 Syntech Solutions Ltd site

Syntech solutions Electronic Store Point-of-Sale System is monthly subscription-based system it can be purchased as a standalone system that integrates with your existing website. The subscriptions plans are Basic, Silver & Gold. This system can handle the Engagement with customer client ling, Customer reporting, Track vendor wise sales & Delivery management.

2.4.2 Invento's POS system

Invento's Bangladesh is a leading IT and digital marketing company in Bangladesh. Invento's Purpose of Offer is a simple to utilize Point of Sale for retail location, super shop and eateries. It has practically all the office including stock administration framework, deals and buy the board framework, client and worker the executive's framework which can robotize the association.



What is Invento POS ?

Invento POS is a easy to use point of sales system for retail store, super shop and restaurants. You can use it in any device such as your phone , laptop or desktop computer. By connecting POS printer, bar-code scanner and cash drawer you can make it a full functional Point Of Sales system. It has almost all the facility including inventory management system, sales and purchase management system, customer and employee management system which can automate your organization



Figure: 2.2 Invento Bangladesh web site

2.5 Comparative Studies

First of all, Syntech solutions Electronic Store Point-of-Sale System & Invento POS system, also they have application module system for installing it in Computer, users need to have other specifications and system installed. Point of Sale is free from that complications, users can access it from a browser from any place. Secondly, other sites are giving the opportunity for the for managing, controlling and handling account of a shop or, business. But there will be scope for seller also he can send defective product to Head office, can see Branch wise stock report etc. Seller also can generate sales report or, summery report. So, there is no Collison about product related issue. It's a system managed by one for their own shop and sellers.

2.6 Scope of the Problems

- 1) Each individual shop sale can be generated multiple report or summery. Then the centralized software can be dishearten.
- 2) As the system is for one organization, allocation of it to multiple company is not possible initially.

2.7 Challenges

- **Multiple shop management:**

A company/organization may have multiple shops and it will be a great challenge to manage all of them at the same time equally because there could be a plan of the sales, annual report and many other tasks.

Now all these shops might have different products, at multiple locations. The organizations can't afford to lose the record of shops data. Now, this record keeping starts from individual shops and with the expense endured by the Head office. It could be considered as a great challenge of Point-of-Sale System to manage everything in a well-mannered way.

- **Allocation of Resources:**

Now if Head office have almost 5-10 shops, it means that there is a need to allocate the resources according to capacity of the products. This is a challenge for the POS to use all resources efficiently and focus on the customer satisfaction. During the allocation of resources, it is an important thing to manage all individual shops for all business-related objectives.

CHAPTER 3

SOFTWARE REQUIREMENT SPECIFICATION

3.1 Business Process Model

Our plan of action will be month to month or yearly permit-based charge. We will likewise give custom licenses on interest. There will be two principle kinds of licenses, "Silver" and "Gold". There will be uncommon rebate on "Basic" licenses and will be gives just to the extremely little shop, and New business upon confirmation.

3.2 Use Case Model

A use-case model is a model of how extraordinary kinds of clients cooperate with the system to take care of an issue. Accordingly, it portrays the objectives of the clients, the associations between the clients and the framework, and the required conduct of the framework in fulfilling these objectives. A use-case display comprises of various model components. The most imperative model components are: use cases, on-screen characters and the connections between them. A use-case outline is utilized to graphically delineate a subset of the model to improve correspondences. There will ordinarily be a few use-case graphs related with a given model, each demonstrating a subset of the model components important for a specific reason. A similar model component might be appeared a few use-case graphs, however each case must be steady. On the off chance that instruments are utilized to keep up the utilization case display, this consistency imperative is robotized with the goal that any progressions to the model component (changing the name for instance) will be consequently thought about each utilization case graph that demonstrates that component.

The use case model may contain bundles that are utilized to structure the model to disentangle examination, interchanges, route, improvement, support and arranging. A great part of the utilization case show is in truth literary, with the content caught in the utilization case determinations that are related with each utilization case display component. These determinations portray the stream of occasions of the utilization case.

The use case demonstrate fills in as a binding together string all through framework advancement. It is utilized as the essential detail of the practical prerequisites for the framework, as the reason for investigation and structure, as a contribution to emphasis arranging, as the premise of characterizing experiments and as the reason for client documentation.

- **System Use Case:**

The system has the following set of use cases. Figure: 3.1 is describing the System use case. Admin can execute Master Setup, Configuration, Manage, Accounts & Report generation task by Login. Each individual seller from individual shops can be known real time update.

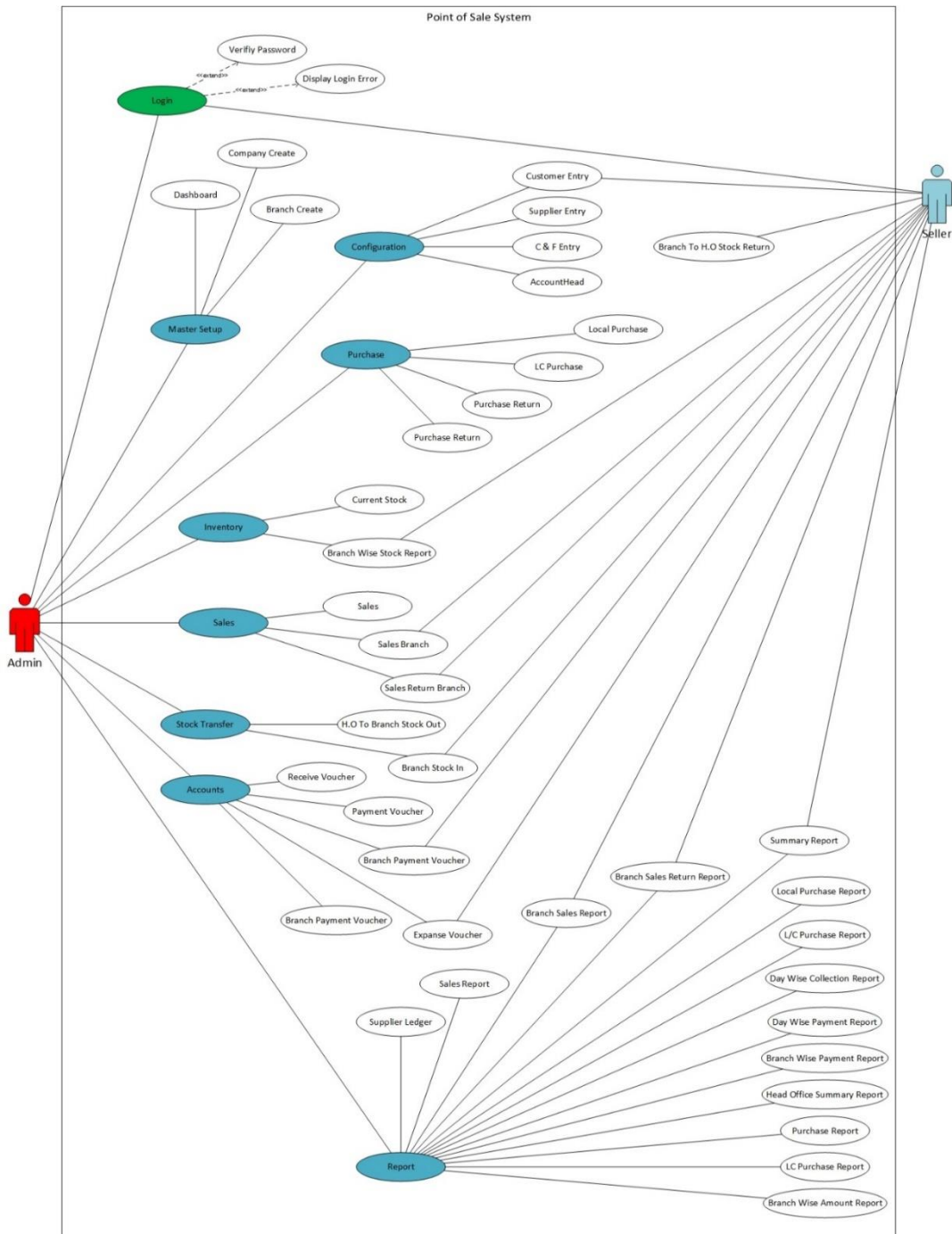


Figure: 3.1 System Use Case

- **Use Case of LOG IN for Admin:**

Organizer can create event by Log In. Figure: 3.2 describe the Log In use case.

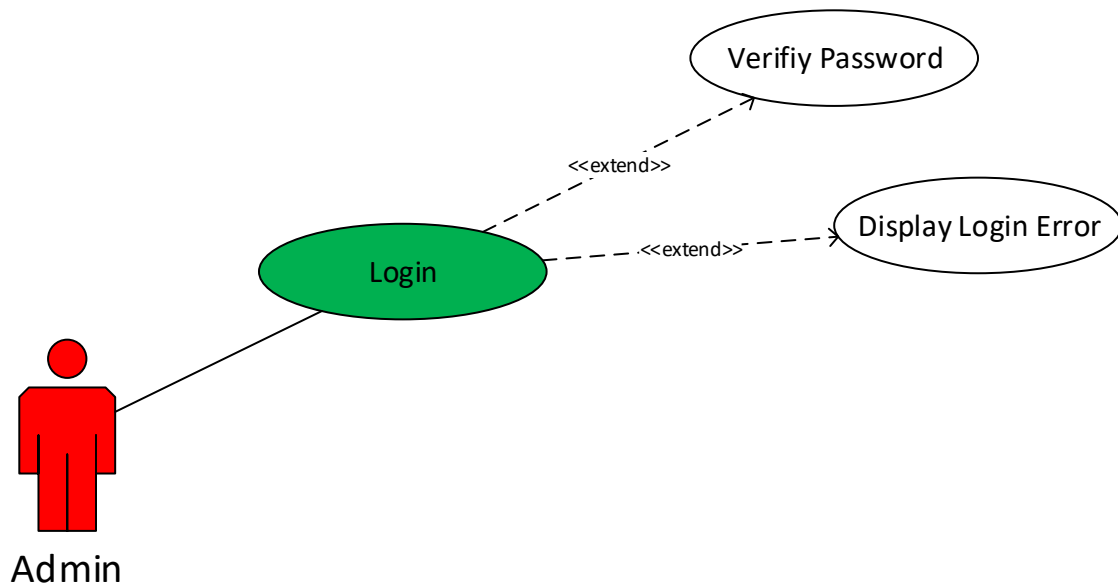


Figure: 3.2 Log in for manage POS system or Sell

Use Case Details:

Use case name : Login (For Manage POS System)

Precondition : None

Actor : Admin

Primary Path : 1. Enter Login ID
2. Enter Password
3. Click “Login” button

Exceptional path : 3.1 Invalid Login ID/ password, back to step 1 or 2.

- **Use case Branch Create and Company Create:**

After the Log In the registered Admin can create a Branch/Company. Figure: 3.3 describe the Create Company/Branch use case. The user must check the existing Branch or, Company Name. If the schedule is free then the user book the schedule with a venue and submit it for approval. And After that they can share the event.

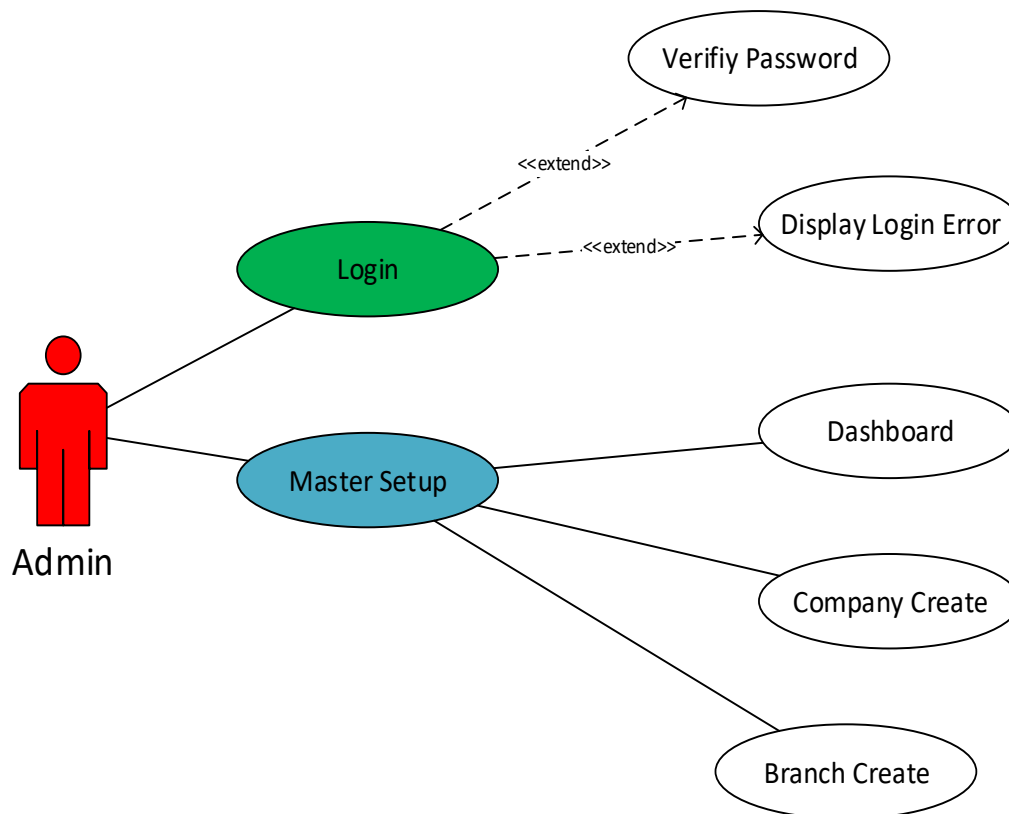


Figure: 3.3 Company Create and Branch Create

Use Case Details:

Use case name : Create Event and Company Create
 Precondition : Log In
 Actor : Admin
 Primary Path : 1. Company Name
 2. Company ID
 3. E-mail
 Exceptional path : 2.1: Company already exists, back to Step 1

- **Use case Local Purchase:**

After the Log In the registered Admin can input Local Purchase to the system. Figure: 3.4 describe the local purchase use case. The user must recheck after input the required information.

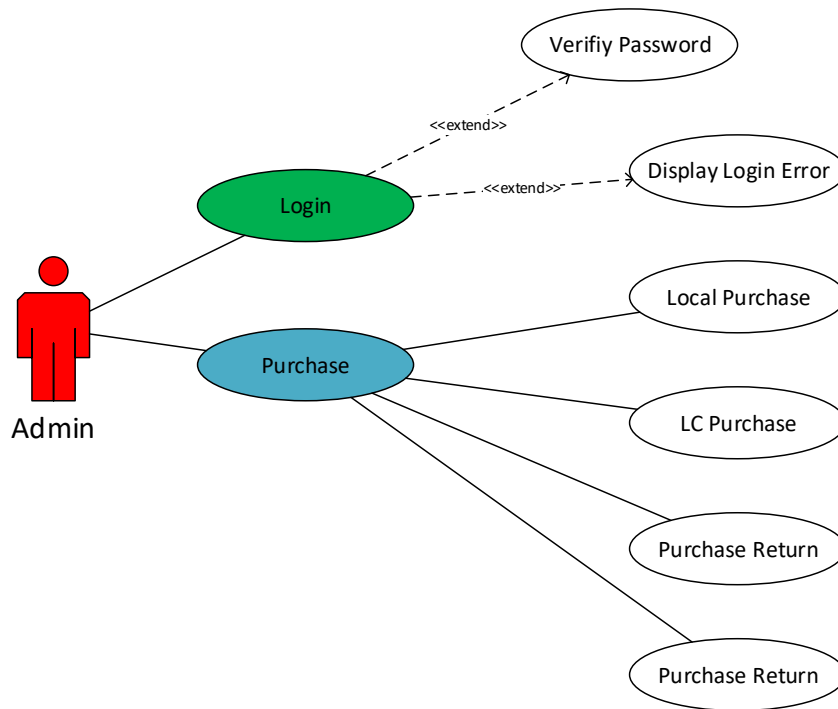


Figure: 3.4 Local purchase Use Case

Use Case Details:

- Use case name : Local purchase
- Precondition : Log In
- Actor : Admin
- Primary Path : 1. Date
2. Supplier name
3. Supplier Invoice No.
4. Unit Type
5. Group
6. Brand
7. Product Description
4. Sales Price
- Exceptional path : 2.1: Duplicate Invoice Number, back to Step 1

- **Use case Branch Stock In:**

After the Log In the registered Admin can transfer stock product to the branches. Figure: 3.5 describe the Stock Transfer. The Admin must recheck after input the required information.

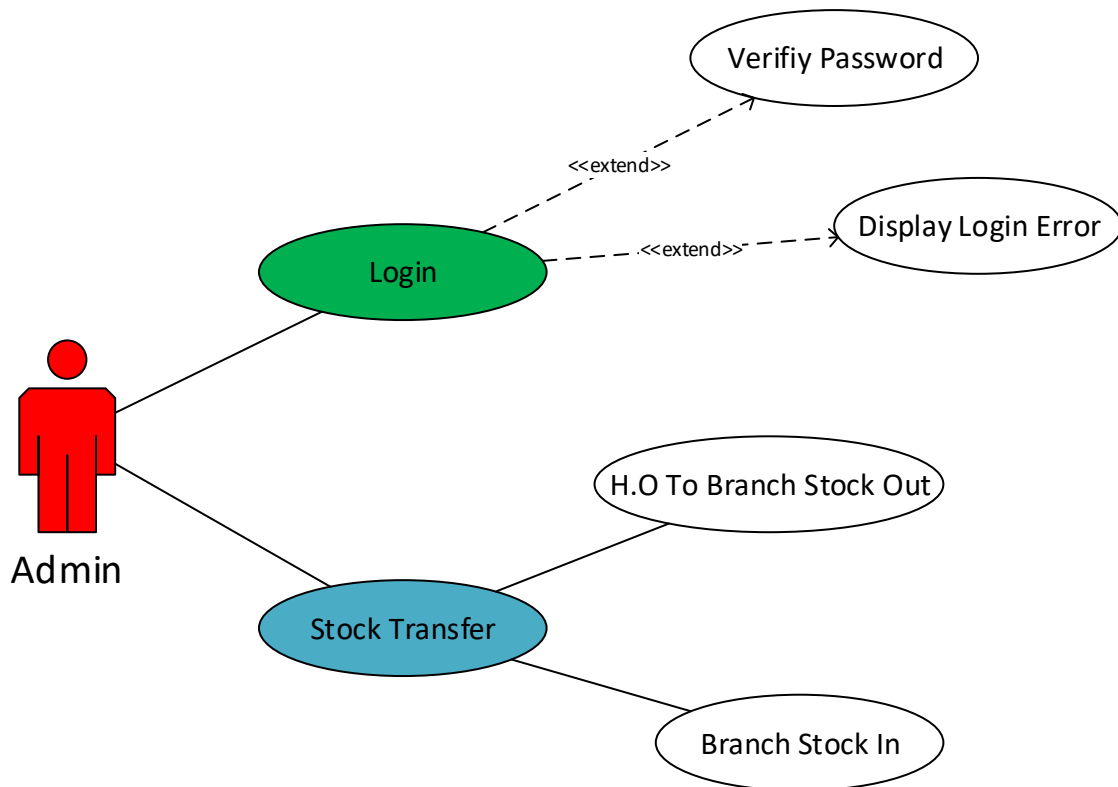


Figure: 3.5 Branch Stock in Use Case

Use Case Details:

Use case name : Local purchase
 Precondition : Log In
 Actor : Admin
 Primary Path : 1. Branch Name
 2. Supplier Invoice No.
 Exceptional path : 2.1 Product Invoice not found, back to Step 1

3.3 Implementation Requirements

Before any programming could be done decisions needed to be made on which technologies should be used to program the project with. The following is a critical evaluation of the different programming languages that could be used to program such an online application.

- **Back-End (HTML):**

Hypertext Markup Language (HTML) is utilized for making pages and web applications. Internet browsers get HTML archives from a web server or from nearby capacity and render the records into media pages.

At the point when a typical archive is composed utilizing a word processor like Microsoft Word/Office, content is spared in a document with an exceptional organization. It isn't just spared as the series of words composed since the record needs to save things like the textual style picked, the measure of the content, which words are in strong, which italics, etc. The unique arrangement incorporates words, yet this additional data with the goal that whenever Word opens the archive. It can show the archive with the precise appearance made before. Similarly, site pages and entrances are essentially series of words put in an exceptional organization that internet browsers can show. While the configuration of Word archives is just called "Word organization" (or "doc position"), freely, one may state that pages are designed utilizing "HTML".

- **jQuery:**

jQuery is a quick and compact JavaScript library made by John Resig in 2006.

It streamlines HTML report navigating, occasion dealing with, quickening, and Ajax collaborations for Rapid Web Development. With a blend of adaptability and extensibility, jQuery has changed the manner in which that a large number of individuals compose JavaScript.

Utilizing jQuery there is two different ways, Local Installation-you can download jQuery library on your neighborhood machine and incorporate it in your HTML code and CDN Based Version which you can incorporate jQuery library into your HTML code legitimately from Content Delivery Network (CDN).

- **PHP:**

PHP Hypertext Pre-processor (PHP) is an open source Scripting language. The release of PHP (Version 7.1) has actualized Object Orientation. This was considered for the venture because of a little past learning of the scripting language just as a need to grow and improve information and comprehension of the language. In spite of the fact that there was some past learning of the language this was very restricted as most PHP destinations that we have created have just been fundamental. Utilizing the language to make some essential info structures and put the approaching qualities into a database. From this essential knowledge into PHP it was felt that with some more research and experimentation this would be a phenomenal language to use to make the online ticket deals framework. Most Web Hosting organizations offer PHP on their servers as default and incorporate a MySQL database so the program will be written in PHP and cooperate with a MySQL database to store and recover data that is important for the running of the program.

- **MySQL:**

MySQL is the world's most mainstream open source database, empowering the financially savvy conveyance of solid, elite and versatile Web-based and implanted database applications. It depends on the structure question language (SQL), which is utilized for including, evacuating, and changing data in the database. Standard SQL directions, for example, ADD, DROP, INSERT, and UPDATE can be utilized with MySQL. MySQL can be utilized for an assortment of uses however is most generally found on Web servers. A site that utilizes MySQL may incorporate Web pages that get to data from a database. These pages are frequently alluded to as "dynamic," which means the substance of each page is created from a database as the page loads. Sites that utilization dynamic Web pages are regularly alluded to as database-driven sites. Numerous databases driven sites that utilization MySQL additionally utilize a Web scripting language like PHP to get to data from the database. MySQL directions can be consolidated into the PHP code, permitting part or the majority of a Web page to be created from database data. Since both MySQL and PHP are both open source (which means they are allowed to download and utilize), the PHP/MySQL blend has turned into a well-known decision for database-driven sites.

- **CSS:**

Research was done into Cascading Style Sheets (CSS) and the distinctive ways it could be utilized to control both format and style of the site. There was some experimentation with utilizing <div> labels and CSS to controlled design, just as utilizing tables to control design with some CSS to arrange things like arrangement and shading. The two methodologies give web engineers a great deal of control of website design. Anyway, unadulterated CSS format enables the creator to finish separate style and design from substance, while table-based design does not take into consideration complete division of the two. A genuine case of how much control engineers utilizing unadulterated CSS format have is the site 'CSS Zen Garden', the making of CSS master Eric Meyers, which isn't just loaded with CSS instructional exercise yet in addition utilizes its landing page to feature diverse CSS fashioners, which means the site is never the equivalent. The utilization of table format at present has one noteworthy favorable position over unadulterated CSS design and this is the cross-program similarity. As a result of it increasingly steady and strong structure a site that utilizes tables will look close enough equivalent to most normally utilized internet browsers. This is on the grounds that albeit every single current rendition of internet browsers support CSS design, accordingly every program's advancement group decipher the CSS measures for format somewhat better, if engineers wish to utilize unadulterated CSS format they should present 'hacks' into their CSS utilizing scripting dialects, for example, PHP to check which program a client is utilizing and, on that data, choose which parts of the CSS to present. In the wake of investigating into CSS, especially its utilization for format, it was concluded that it is ideal to utilize unadulterated CSS design to control the site as this will make extension and refreshing the site simpler over the long haul.

CHAPTER 4

DESIGN SPECIFICATION

4.1 System Environment

The Design & Development of Online Point of sale has two active actors. Figure 4.1 describe the system environment. The Admin and Seller. All actors can access the system through web link. Every branch Admin has one login id and password through which they can access the system.

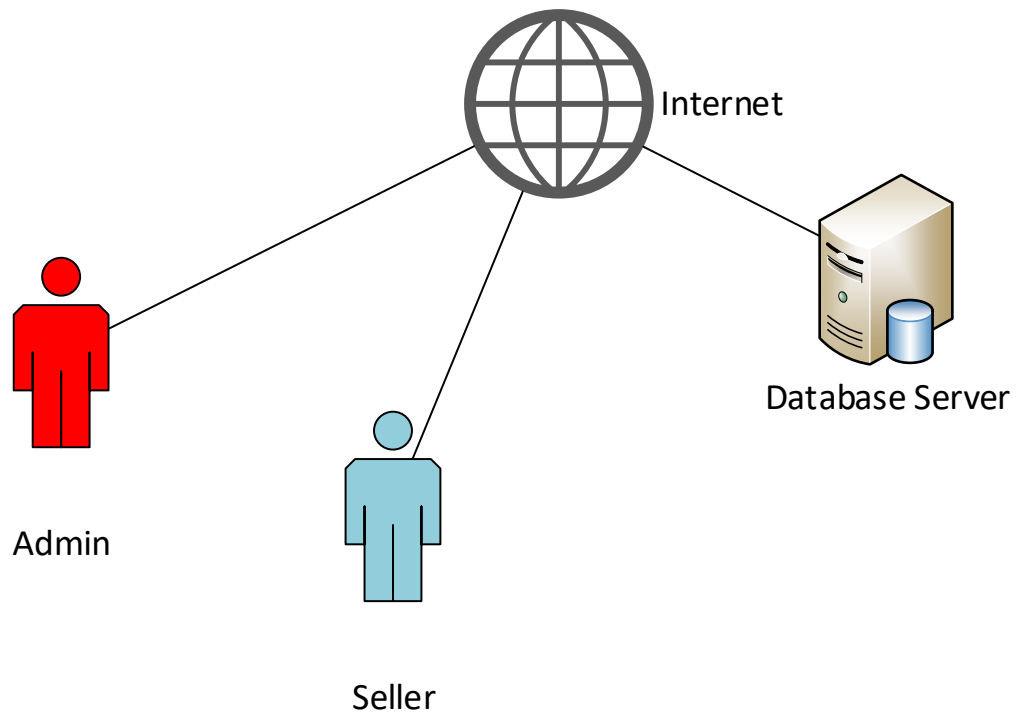


Figure: 4.1 System Environment

4.2 Front-end Design

Login Panel

Figure 4.2 shows the Login Panel of the system

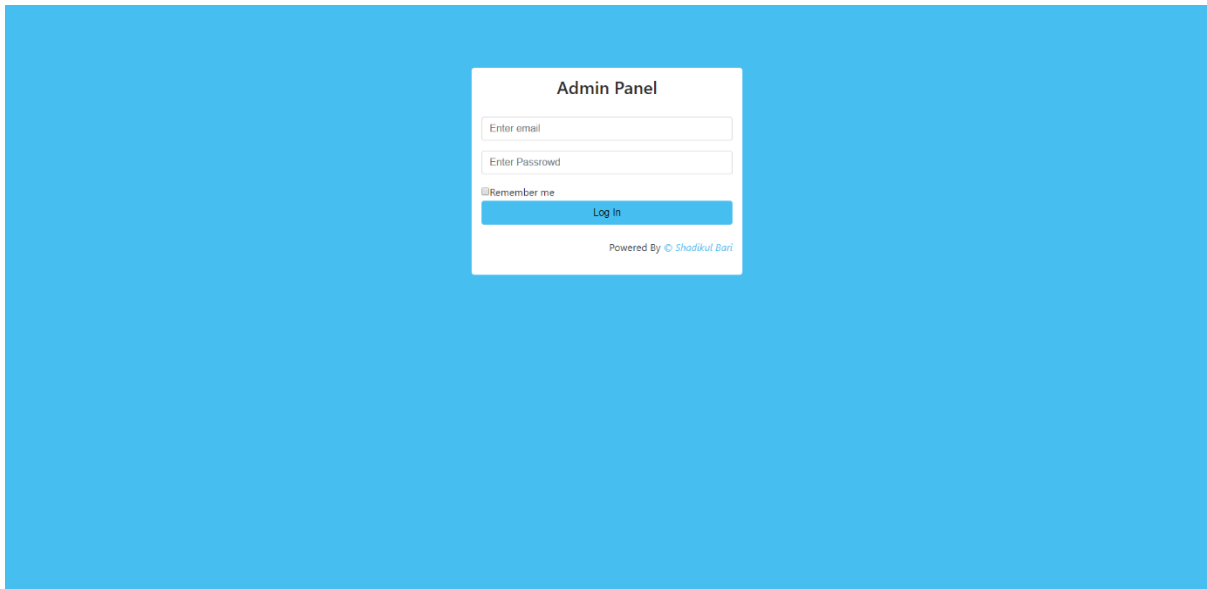


Figure 4.2: Log In

Home Page

Figure 4.2 shows the Home Page of the system

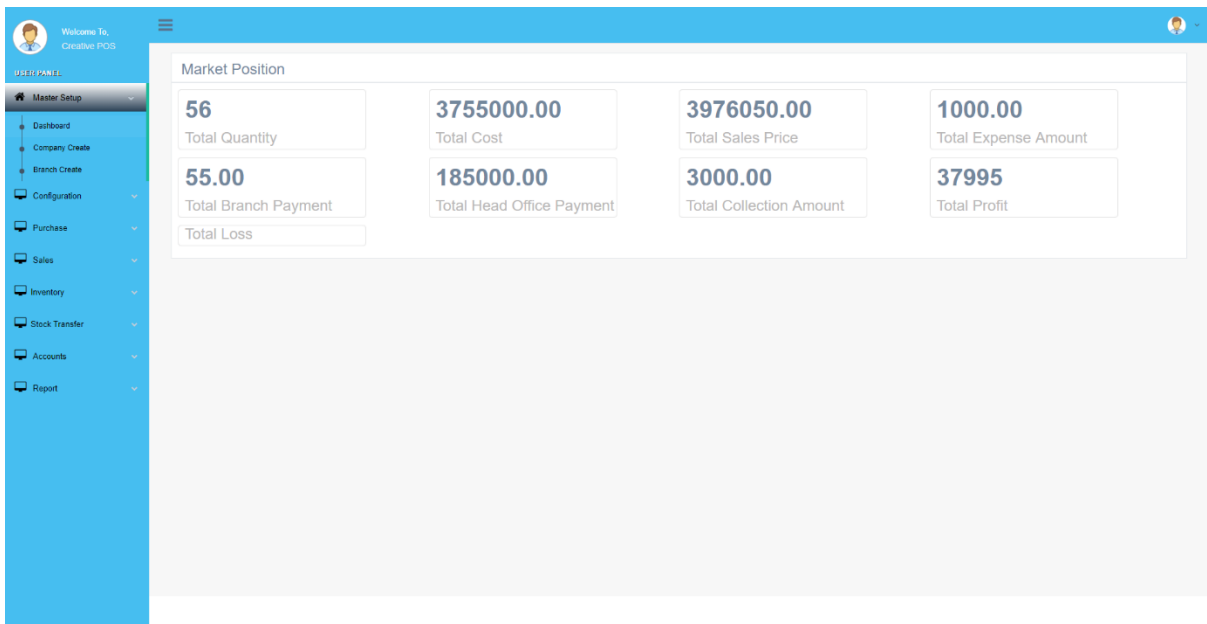


Figure 4.3: Home Page

Creation of Branch

Figure 4.4 shows the creation of Branch section of the system

The screenshot shows a web application interface for creating a new branch. On the left is a blue sidebar menu with options: Master Setup, Dashboard, Company Create, Branch Create, Configuration, Purchase, Sales, Inventory, Stock Transfer, Accounts, and Report. The main content area is titled 'Branch Create' and contains a form with the following fields: Branch Name*, Branch ID*, Address, Email*, Mobile, and Opening Balance. Each field has a corresponding input box. At the bottom left of the form are 'Save' and 'Cancel' buttons. At the top right of the form is a 'Branch List' button.

Figure 4.4: Branch Create

Inventory Stock report

Figure 4.5 shows the inventory stock report section of the system.

The screenshot shows the 'Inventory Stock Report' section of the system. The report is titled 'SSBD' and includes the address 'Address:Dhammundi 32, Dhaka' and mobile number 'Mobile:01748995881'. The report is displayed as a table with the following data:

Bill Date	Group	Brand	Category	Stock ID	Quantity	cost	Sales Price
2019-03-22	Samsung	Tab	S3	0004	50	64000.00	67200.00
2019-03-22	Apple	iPhone	10 (x)	0002	3	95000.00	105450.00
2019-03-22	Samsung	Galaxy	S10 Plus	0001	3	90000.00	99900.00
Total					56	249000.00	272550.00

Figure 4.5: Current Stock

Sales by Branch

Figure 4.6 shows the sales by branch section of the system.

The screenshot shows the 'Sales by Branch' section of the system. The interface includes a sidebar menu on the left with options like Master Setup, Configuration, Purchase, Sales, Inventory, Stock Transfer, Accounts, and Report. The main area is titled 'Sales' and contains a 'Sales By Branch' form. The form has fields for Customer Name (Cash), Branch Name (Uttara), and an exbarcode field. Below these is a table with columns: Stock ID, Description, Quantity, Unit Price, Sub Total, and Action. The table contains one row: Stock ID 0001, Description Samsung Galaxy S10 Plus, Quantity 1, Unit Price 99900.00, and Sub Total 99900. There are 'Confirm' and 'Report' buttons at the bottom of the table. To the right of the table is a summary panel titled 'Branch Sale Report' with fields for Invoice Number (INV010320191) and Date (04/01/2019). The summary panel shows: SubTotal 99900, Discount Type (Percentage selected), Discount 0, Total Payable 99900, Paid Amount 0, Return Amount 0, and Due Amount 99900.

Figure 4.6 Sales portion

Customer entry

Figure 4.7 shows customer entry section of the system.

The screenshot shows the 'Customer Entry' section of the system. The interface includes a sidebar menu on the left with options like Master Setup, Configuration, Customer Entry, Supplier Entry, C&F Entry, AccountHead, Purchase, Sales, Inventory, Stock Transfer, Accounts, and Report. The main area is titled 'Customer Entry' and contains a form for entering customer details. The form has fields for Customer ID (customer ID), Customer Name (Customer name), Mobile Number (Mobile Number), Email Address (Email Address), Address, and Amount (Amount). There are 'Save' and 'Cancel' buttons at the bottom left of the form. A 'Customer List' button is located at the top right of the form area.

Figure 4.7 Customer Create portion

Stock Transfer

Figure 4.8 shows transfer stock in section of the system.

SSBD
Address: Ushantandi G2, Dhaka
Mobile: 01748995881

Stock In Report : Bonani
Invoice : SOUT220320191
Date : 22-Mar-2019

Group	Brand	Category	Description	Stock ID	Qty	Price	Total
Samsung	Galaxy	S10 Plus	Samsung Galaxy S10 Plus	0001	2	99900.00	199800
Total					2		199800.00

Figure 4.8 Stock Transfer portion

Purchase

Figure 4.9 Local purchase section of the system.

Local Purchase

Create

Date* 04/01/2019 Supplier Name* CASH Purchase No* POS10320194 Supplier Invoice No Supplier Invoice No Unit Type Mobile Device Stock Id 0004

Supplier Code Supplier Code Group* Samsung Brand* Category* Category*

Product Description* Quantity* Cost* Margin%* Sales Price*

Product Description Quantity Cost Margin% Sales Price

Add Product

Group	Brand	Category	qty	cost	Total Cost	Action
No item added in Cart						

Submit Print Barcode

Figure 4.9: Local Purchase portion

Report

Figure 4.10 Summary report section of the system.

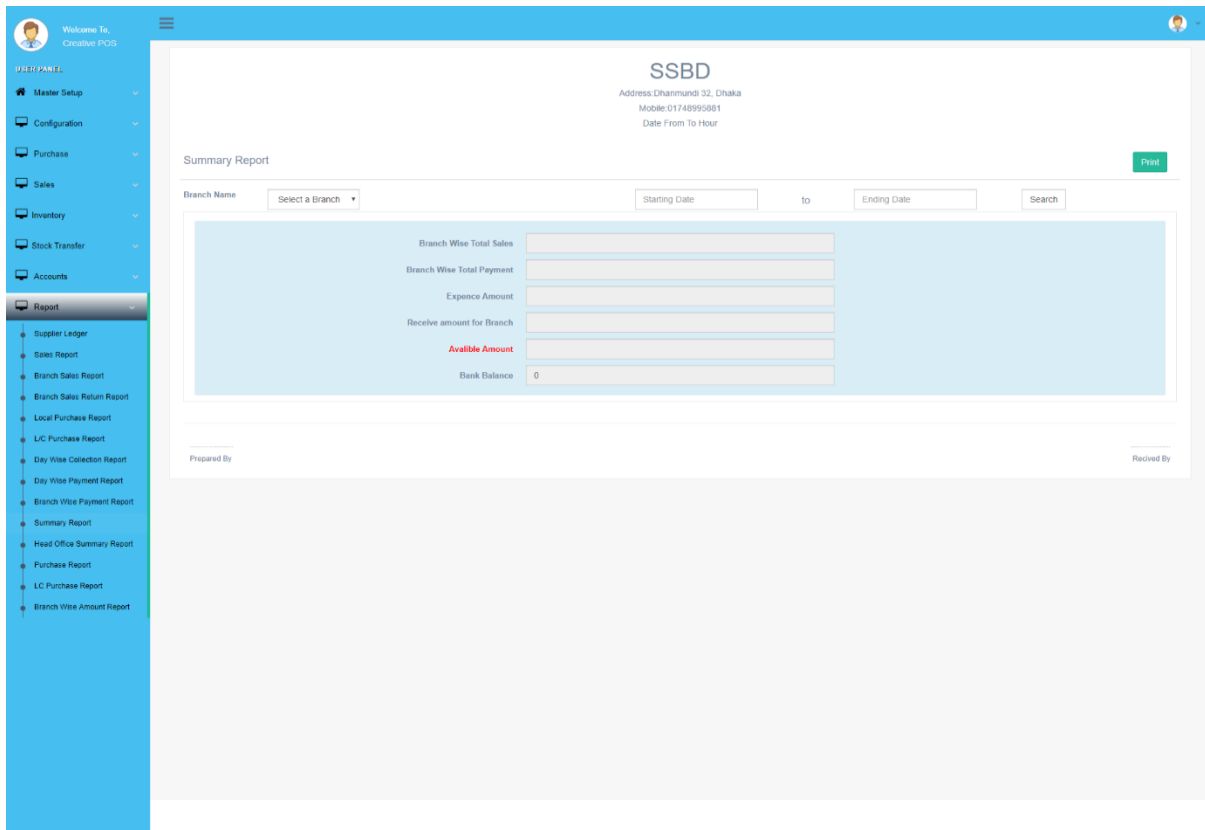


Figure 4.10: Summary Report portion

4.3 Back-end Design

Users

Figure 4.11 shows the Users table of the system user

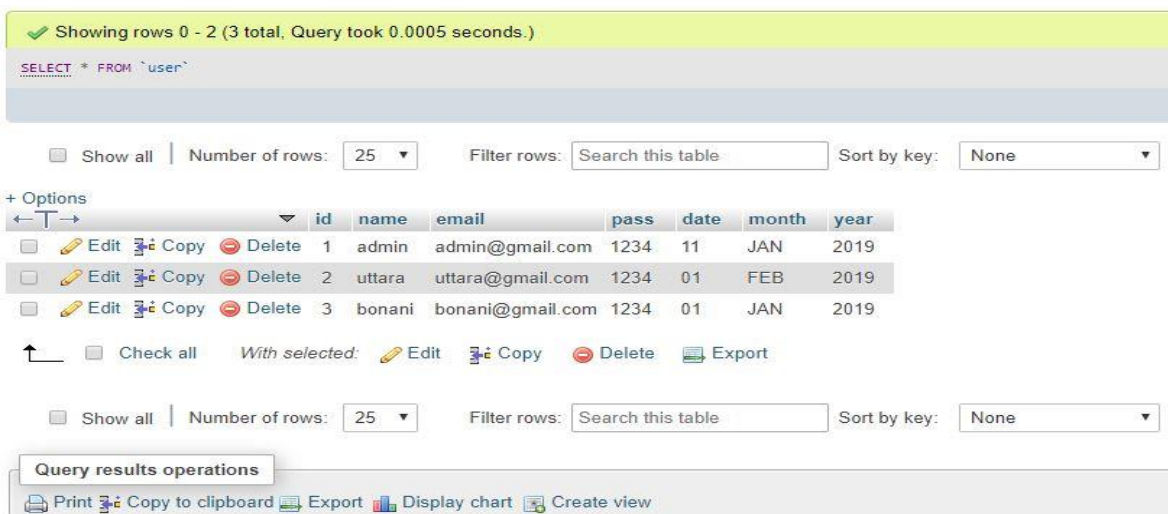


Figure 4.11: System user

Options

Figure 4.12 shows the all options table of the system

Filters													
Containing the word:													
Table	Action	Rows	Type	Collation	Size	Overhead							
account_head	★ Browse Structure Search Insert Empty Drop	2	InnoDB	latin1_swedish_ci	16 KiB	-							
branch_name	★ Browse Structure Search Insert Empty Drop	2	InnoDB	latin1_swedish_ci	16 KiB	-							
branch_payment	★ Browse Structure Search Insert Empty Drop	1	InnoDB	latin1_swedish_ci	16 KiB	-							
cart	★ Browse Structure Search Insert Empty Drop	1	InnoDB	utf8_general_ci	16 KiB	-							
cart2_by_stock_out	★ Browse Structure Search Insert Empty Drop	0	InnoDB	latin1_swedish_ci	16 KiB	-							
cart_branch	★ Browse Structure Search Insert Empty Drop	1	InnoDB	utf8_general_ci	16 KiB	-							
cart_by_stock_out	★ Browse Structure Search Insert Empty Drop	0	InnoDB	utf8_general_ci	16 KiB	-							
cart_by_stock_return	★ Browse Structure Search Insert Empty Drop	0	InnoDB	utf8_general_ci	16 KiB	-							
cart_lc_purchase	★ Browse Structure Search Insert Empty Drop	0	InnoDB	latin1_swedish_ci	16 KiB	-							
cart_purchase	★ Browse Structure Search Insert Empty Drop	0	InnoDB	latin1_swedish_ci	16 KiB	-							
cart_purchase_return	★ Browse Structure Search Insert Empty Drop	0	InnoDB	latin1_swedish_ci	16 KiB	-							
cart_sales_return	★ Browse Structure Search Insert Empty Drop	0	InnoDB	latin1_swedish_ci	16 KiB	-							
cart_voucher	★ Browse Structure Search Insert Empty Drop	0	InnoDB	latin1_swedish_ci	16 KiB	-							
cart_voucher_branch	★ Browse Structure Search Insert Empty Drop	0	InnoDB	latin1_swedish_ci	16 KiB	-							
cf	★ Browse Structure Search Insert Empty Drop	1	InnoDB	latin1_swedish_ci	16 KiB	-							
collection	★ Browse Structure Search Insert Empty Drop	1	InnoDB	latin1_swedish_ci	16 KiB	-							
company_create	★ Browse Structure Search Insert Empty Drop	1	InnoDB	latin1_swedish_ci	16 KiB	-							
customer	★ Browse Structure Search Insert Empty Drop	2	InnoDB	latin1_swedish_ci	16 KiB	-							
inventory	★ Browse Structure Search Insert Empty Drop	0	InnoDB	latin1_swedish_ci	16 KiB	-							
lc_purchase	★ Browse Structure Search Insert Empty Drop	0	InnoDB	latin1_swedish_ci	16 KiB	-							
payment	★ Browse Structure Search Insert Empty Drop	1	InnoDB	latin1_swedish_ci	16 KiB	-							
purchase	★ Browse Structure Search Insert Empty Drop	3	InnoDB	latin1_swedish_ci	16 KiB	-							
purchase_edit	★ Browse Structure Search Insert Empty Drop	0	InnoDB	latin1_swedish_ci	16 KiB	-							
purchase_return	★ Browse Structure Search Insert Empty Drop	0	InnoDB	utf8_general_ci	16 KiB	-							
sales_dtls	★ Browse Structure Search Insert Empty Drop	0	InnoDB	latin1_swedish_ci	16 KiB	-							
sales_dtls_branch	★ Browse Structure Search Insert Empty Drop	0	InnoDB	latin1_swedish_ci	16 KiB	-							

Figure 4.12: All table list

Stock report table

Figure 4.13 shows the stock report table of the system

Options															
Show all	Number of rows: 25	Filter rows: Search this table	Sort by key: None												
id	date	supplier_id	purchase_no	supplier_invoice_number	unite_type	bar_code	group	brand	category	product_description	quantity	item_code	cost	profit_mar	sales_price
1	2019-03-22	CASH	PO220320191	00001	Mobile Device	0001	Samsung	Galaxy	S10 Plus	Samsung Galaxy S10 Plus	3	55	90000.00	11	99900.00
2	2019-03-22	CASH	PO220320191	00001	Mobile Device	0002	Apple	iPhone	10 (x)	Apple iPhone 10 (x)	3	55	95000.00	11	105450.00
3	2019-03-22	hasan	PO220320193	654	Tab	0004	Samsung	Tab	S3	Samsung Tab S3	50	15444	64000.00	5	67200.00

Query results operations

Print Copy to clipboard Export Display chart Create view

Figure 4.13: Purchase product for Stock table

4.4 Testing and Integration

System testing is an essential stage. Testing speaks to a fascinating abnormality for the product. Accordingly, a progression of testing is performed for the proposed system before the system is prepared for client acknowledgment testing. Unit testing is fundamental for the check of the code delivered amid the coding stage and subsequently the objective is to test the inward rationale of the modules. Utilizing the nitty gritty structure portrayal as a guide, critical ways are tried to reveal blunders inside the limit of the modules. These tests were completed amid the programming stage itself. All practical social execution necessities and the blunders which are revealed amid the testing are revised. Structure level and just as field level approvals are performed in every one of the information section screens. Program testing is only trying various projects that structure a group to accomplish a specific objective. Amid program testing two sorts of mistakes will happen to be specific, sentence structure blunders and legitimate mistakes.

- Syntax mistakes must be adjusted before the program is executed.
- Handling of information, inappropriate arrangement of program proclamation and so on.

The following are the various stages in the testing process.

- **Black Box Testing:**

In this testing we offer contribution to the framework and test the yield. Here we don't go for viewing the interior variable in the system and what are the progressions made on them for the required yield, any invalid contribution for the above prompts disappointment in building up the association between the front end and the back end.

- **White Box Testing:**

It is only the other way around of the White Box testing. There we don't watch the interior factors amid testing. This gives clear thought regarding what is happening amid execution of the framework. The focuses at which the bug happens were all unmistakable and were evacuated.

- **Stress Testing:**

The reason for stress testing is to improve that the hopeful framework does not glitch amid pinnacle loads. We subject a high volume of information amid a brief timeframe. This mimics an online situation where a high volume of exercises happens in spurts.

- **Cross-Browser Compatibility Testing:**

This is done to guarantee that the web framework works and seems to be comparative on a wide range of programs. The testing is done on the most prominent programs which are:

- ✓ Mozilla Firefox
- ✓ Chrome
- ✓ Microsoft Internet Explorer Version 9
- ✓ Opera
- ✓ Safari
- ✓ Netscape

The working of the web system precisely equivalent to the majority of the writing computer programs is managed at the server. In any case, due to long going program wars there can be dissimilarities between how the programs decipher and render the HTML, and CSS sent to them can vary.

The system additionally is tried at various screen goals to guarantee that the structure of the site and situating of the substance does not change a lot at various goals. The site is checked at the pursue screen goals.

- 1324px by 768px
- 1920px by 1080px

CHAPTER 5

CONCLUSION & FUTURE SCOPE

5.1 Conclusion

The plan of this undertaking Event Management System is finished with the assistance of HTML, CSS, jQuery, PHP and MySQL Database. Here, administrator can alter, transfer, include the occasions and members subtleties. The system is developed after processing all the phases of system development cycle. The system can be accessed from anywhere from a browser with the help of internet. The registered people can view the site details, upcoming events and the other sections such as feedback from other participants and also can response their own feedback. Permission of any further change is the site is secure with the organization administration. Arranging events for different purpose is a basic now-a-days, both the organizer and participants gain some benefit from it, but arrangement of overall process is lengthy and time consuming. Our project purpose was to make a time-saver all events in one platform where everything can be managed.

5.2 Future Scope

The project "Point-of-Sale" is handy enough to reduce the pain of the company Admin and sellers, make the events portable to handle and participate from anywhere. For Bangladesh, this is going to be the first experience for the feature one site for one organization though there are some alike initiative all over the world where events from different organizations and countries take place. This project can come up with some betterment in future like:

- 1) System (supporting all stage) for it tends to be made. It can be supplied for the international Use.
- 2) Not only the private organizer but also for the govt. event handling purpose, it will bring beneficial use.
- 3) It will be upgraded in a nucleus site from where all the other affiliating site can be occupied.

References

1. Wikipedia, “Point of sale”, Wikipedia, [Online]. Available: https://en.wikipedia.org/wiki/Point_of_sale [Accessed 01 April 2019].
2. Wikipedia, “Entity–relationship model”, Wikipedia, [Online]. Available: https://en.wikipedia.org/wiki/Entity%E2%80%93relationship_model [Accessed 01 April 2019].
3. Wikipedia, “Use case diagram”, Wikipedia,[Online]. Available: https://en.wikipedia.org/wiki/Use_case_diagram [Accessed 01 April 2019].
4. Wikipedia, “HTML”, Wikipedia, [Online]. Available: <https://en.wikipedia.org/wiki/HTML> [Accessed 01 April 2019].
5. W3Schools, “HTML”, W3Schools, [Online]. Available: <https://www.w3schools.com/html/default.asp> [Accessed 01 April 2019].
6. Wikipedia, “Cascading Style Sheets (CSS)”, Wikipedia, [Online]. Available: https://en.wikipedia.org/wiki/Cascading_Style_Sheets [Accessed 01 April 2019].
7. W3Schools, “CSS”, W3Schools, [Online]. Available: <https://www.w3schools.com/css/default.asp> [Accessed 01 April 2019].
8. Wikipedia, “JavaScript”, Wikipedia, [Online]. Available: <https://en.wikipedia.org/wiki/JavaScript> [Accessed 01 April 2019].
9. W3Schools, “JavaScript Tutorial”, W3Schools, [Online]. Available: <https://www.w3schools.com/js/default.asp> [Accessed 01 April 2019].
10. Wikipedia, “PHP”, Wikipedia, [Online]. Available: <https://en.wikipedia.org/wiki/PHP> [Accessed 01 April 2019].
11. W3Schools, “PHP”, W3Schools, [Online]. Available: <https://www.w3schools.com/php/default.asp>
12. PHP:Documentation, Available: <https://www.php.net/docs.php> [Accessed 01 April 2019].
13. Wikipedia, “SQL”, Wikipedia, [Online]. Available: <https://en.wikipedia.org/wiki/SQL> [Accessed 01 April 2019].
14. W3Schools, “SQL Tutorial”, W3Schools, [Online]. Available: <https://www.w3schools.com/sql/default.asp> [Accessed 01 April 2019].
15. Wikipedia, “MySQL”, Wikipedia, [Online]. Available: <https://en.wikipedia.org/wiki/MySQL> [Accessed 01 April 2019].

POS

ORIGINALITY REPORT

12%

SIMILARITY INDEX

12%

INTERNET SOURCES

0%

PUBLICATIONS

%

STUDENT PAPERS

PRIMARY SOURCES

1	digitally-scarred.co.uk Internet Source	8%
2	bdjobstraining.com Internet Source	3%
3	www.oodlestechnologies.com Internet Source	1%
4	dspace.uiu.ac.bd Internet Source	<1%
5	dspace.mak.ac.ug Internet Source	<1%
6	shodhganga.inflibnet.ac.in:8080 Internet Source	<1%

Exclude quotes On

Exclude bibliography On

Exclude matches < 10 words