

**Experience Sharing Platform**

By

**Md. Anamul Hasan Rabby**

**ID: 162-15-8056**

**Apon Ali**

**ID: 162-15-7992**

**AND**

**Sababa Islam**

**ID: 162-15-8034**

This Report Presented in Partial Fulfillment of the Requirements for the Degree of Bachelor of Science in Computer Science and Engineering.

Supervised By

**Enamul Karim**

Lecturer

Department of CSE

Daffodil International University



**Daffodil International University**

**DHAKA, BANGLADESH**

**07 September 2019**

## **APPROVAL**

This Project/internship titled “Experience Sharing Platform”, submitted by Apon Ali, ID No: 162-15-7992 And Anamul Hasan Rabby, ID No: 162-15-8056 And Sababa Islam Shova, ID No: 162-15-8034 to the Department of Computer Science and Engineering, Daffodil International University has been accepted as satisfactory for the partial fulfillment of the requirements for the degree of B.Sc. in Computer Science and Engineering and approved as to its style and contents. The presentation has been held on 14-09-2019.

### **BOARD OF EXAMINERS**



\_\_\_\_\_

**Dr. Syed Akhter Hossain**

**Chairman**

**Professor and Head**

Department of Computer Science and Engineering  
Faculty of Science & Information Technology  
Daffodil International University



\_\_\_\_\_

**Nazmun Nessa Moon**

**Internal Examiner**

**Assistant Professor**

Department of Computer Science and Engineering  
Faculty of Science & Information Technology  
Daffodil International University



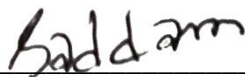
\_\_\_\_\_

**Md. Zahid Hasan**

**Internal Examiner**

**Assistant Professor**

Department of Computer Science and Engineering  
Faculty of Science & Information Technology  
Daffodil International University



\_\_\_\_\_

**Dr. Md. Saddam Hossain**

**External Examiner**

**Assistant Professor**

Department of Computer Science and Engineering  
United International University

## DECLARATION

We hereby declare that this project has been done by us under the supervision of **Enamul Karim, Lecturer, and Department of CSE** Daffodil International University. We also declare that neither this project nor any part of this project has been submitted elsewhere for the award of any degree or diploma.

**Supervised by:**

For, 


**Enamul Karim**

Lecturer

Department of CSE

Daffodil International University

Submitted by:




**Md. Anamul Hasan Rabby**

ID: 162-15-8056

Department of CSE

Daffodil International University



**Apon Ali**

ID: 162-15-7992

Department of CSE

Daffodil International University



**Sababa Islam**

ID: 162-15-8034

Department of CSE

Daffodil International University

## ACKNOWLEDGMENT

At first, we express our heartiest thanks, and gratefulness to Almighty Allah for His divine blessing makes us possible to complete the final year project successfully.

We are really grateful and wish our profound our indebtedness to **Supervisor Enamul Karim, Lecturer**, and Department of CSE Daffodil International University Dhaka. Deep Knowledge & keen interest of our supervisor in the field of “Web Application Development” to carry the Project.

His endless patience made it possible to complete this internship in vocational direction, constant encouragement, constant and strong supervision, constructive criticism, valuable advice, reading many inferior drafts and revising them at all levels.

Dr. Syed Akhter Hossain, Professor, and Head of CSE would like to extend my sincere gratitude to his Graceful Assistance for completing my project and to another faculty member and staff of CSE Department at Daffodil International University.

We would like to thank our entire classmate at Daffodil International University, who participated in the discussion while finishing the course.

Finally, we must respectfully acknowledge the constant support and patience of my parents.

## **ABSTRACT**

Our project titled “Experience Sharing Platform”. In our project, we will discuss the main theme of our project. There are many people in our country who do not get the right place due to lack of experience. Whether it's a job or business.

There are also many experienced people who want to share their own experiences but can't find space. In this regard, we are going to create a web site which will be of great benefit to both of these people. Many people of Bangladesh are unemployed and there are many people who can't go to the right place according to their own skill, just because of not knowing the experience or the right path. If they get a platform from which they can know the road to the right road. Then they will be benefited, the country can improve. Basically, this is a web-based application which can be accessed through any web browsers. Both people will have to register first. Upon successful registration, they can connect with the other person. The mentors will create a profile and the important information will be shown in their profiles.

# TABLE OF CONTENTS

<b>CONTENTS</b>	<b>PAGE</b>
Board of examiners	ii
Declaration	iii
Acknowledgments	iv
Abstract	v
<b>CHAPTER</b>	
<b>CHAPTER 1: CHAPTER NAME</b>	<b>1-4</b>
1.1 Introduction	1
1.2 Motivation	1
1.3 Objectives	2
1.4 Expected Outcome	3
1.5 Report Layout	4
<b>CHAPTER 2: Background</b>	<b>5-8</b>
2.1 Introduction	5
2.2 Related Works	5
2.3 Comparative Studies	5
2.4 E+Youth	6
2.5 Combination of Man-Power	6
2.6 Experience Sharing	7
2.7 Scope of the Problem	7
2.8 Challenges	7
<b>CHAPTER 3: Requirement Specification</b>	<b>9-11</b>
3.1 Business Process Modeling	9
3.2 Requirement collection and analysis:	9
3.3 Use case modeling and diagram:	10
3.4 Context Diagram:	10
3.5 ER Diagram	11

<b>CHAPTER 4: Design Specification</b>	<b>12-24</b>
4.1 Front-end Design	12
4.2 HTML & CSS	12
4.3 JavaScript AND jQuery	12
4.4 Home Page	13-21
4.5 Back-end Design	22
4.6 Interaction Design and UX	22
4.7 Implementation Requirements	23
4.8 System Requirements for running the application	23
4.9 Hardware Requirements	24
4.10 Helping Website	24
<b>CHAPTER 5: Implementation and Testing</b>	<b>25-28</b>
5.1 Implementation of Database	25
5.2 Implementation of Front-end Design	26
5.3 Implementation of Interactions	27
5.4 Testing Implementation	27
5.5 Test Results and Reports	27
<b>CHAPTER 6: Conclusion and Future Scope</b>	<b>29</b>
6.1 Discussion and Conclusion	29
6.2 Scope for Further Development	29
<b>REFERENCE</b>	<b>30</b>
<b>APPENDICES</b>	<b>31</b>

<b>FIGURES</b>	<b>PAGE NO</b>
Figure 3.1: Business Process Model	10
Figure 3.2: Use case model	11
Figure 3.3: Context Diagram	11
Figure 3.4: ER Diagram	12
Figure 4.4.1: Index on Screen	14
Figure4.4.2: Profile	16
Figure4.4.3: View profile	17
Figure4.4.4: Contact Section	18
Figure4.4.5: Comment and location Section	19
Figure4.4.6: Registration page for diu	20
Figure4.4.7: Registration page for experience	21
Figure 4.4.8: Search option	22
Figure: 4.4.9: Profile Comment	22
Figure 4.6: The 7 steps to follow for a UX designer	24
Figure 5.1: Implementation of MySQL Database	26
figure:5.2 implement profiles and home page	27
Figure5.5 testing result	29



# CHAPTER 1

## Introduction

### 1.1 Introduction

Employment is the main source of income and livelihood of most people of Bangladesh. Employment and poverty are closely related to each other. With the increase in employment, poverty decreases.

There are two types of employment in Bangladesh, business and employment (government and non-government). Whether there are some ideas for both employment and business, success does not come. Ideas can be found from an experienced person or from any other medium. The best way to get ideas is to be an experienced person because an experienced person can give proper ideas from the real experience of his life. So we've created a site that will establish communication between experienced and inexperienced people.

Our website name is Experience sharing platform. This Project may help to communicate with skillful persons and gain their interested topic. Here this project visitor can visit our website and find out skilled persons where he wants to get some suggestions about his interesting topic. After all, he has a clear knowledge of his topics, so he has to make the right decision that what should he do. In the other hand DIU student also a special section to communicate skilled persons in DIU campus. For this process, a skillful person has created a simply create profile system to find him-easily.

So, basically, people visit our site to have the services we are providing. Then he finds out the skilled person in his interesting topic. Our sites font page everyone can see all type of skilled persons. This will hard to find out target topic. That's why we also making filtering system where a visitor can choose his topic easily, Example: I'm looking for skilled persons who know to program well. Then I visit this site and filtering programming, and then I will see all programming skilled person profiles and connect with them and discuss programming or share what is a fell problem in the program.

### 1.2 Motivation

Behind choosing this project there are things that motivated us. Firstly, each member of our group was interested in Web Development. That's why we wanted to do something based on the Web. Then we analysis to Google and see around 75k people search Google in one second. Maximum of people search Google to seeking their educational department subjects or technological problems and also looking for a person who can help him to give some advice. That why we think if we make a web-based application where the visitors can communication skilled persons by our site. On the other hand, we have created a separate platform for feature students. Where only diu students can share their skills. And those who are interested in reading the profile of proficient students can contact them if they are interested and can also ask questions through comments.

### **1.3 Objective:**

At present all system is about digitalization. Keeping this in mind, we try to make design a web platform EXPERIENCE SHARING PLATFORM to sharing experienced for Fresher. Now a day's maximum person we used internet and smart device. We want to enable people to meet with digitization. Experienced is valuable in every person's life. For this reason, we made this Web portal that makes possible to sharing experience. Now a day's people are very helpful, change her mind, and improve personality. That's why we make this website. The un-experienced can be using the website easily gathers experience.

- To help any field of experienced sharing to help others to change our country position.
- To make user-friendly and arrived goal.
- Improve communication and making bridge two class of people.
- More probability of right decision.
- Your job will help you get the right price.
- Especially Worked at Daffodil International University.
- Making platform specially DIU student for learning special work in a live project.(programming, electrical field, machine language, etc)making creativity.

- Provide huge type category profile to find out right persons No need to pay for communication with skilled persons.
- The administrator can handle all resources site.

#### **1.4 Expected Outcome:**

By using our software anytime communication experienced person (facebook, tweeter .phone or email).using smart device to read the profile to know specific work field. Every class people are getting help to improve her work area improve position. As a result, our country is making easily general people grow up manpower perfect her work area well known for his work activity or duty. Experience sharing platform is an online-based resource system, where people can find out Skilled persons and sharing their problem and get valuable advice and solutions. Like people, all want to get help from one platform less time. Every time is very useful so everyone wants a place where they access problem-solving without google searching.

On the other hand daffodil international university student are most benefited. Getting help to her chanceful platform or work field from other experienced or well-known person. Make easy to choose her future plan or set goal. Making a good engineer in the future.

- Our website will provide better service and it will also better for people because we have studied in a different country website or companies work system. So now this time our project is very effective Bangladesh perspectives to change and increase the activity of good knowledge her won area.
- People no need Log in the system to visit skilled person's profiles.
- They do not need to pay to Communicate with skilled persons.
- Skilled persons can make their profile easily.
- In filtering, system users can find out easily.
- Special log in system for DIU members.
- Using the social link for communication and more benefit to add a personal contact phone number.
- Better communication by one platform in two-class people.
- Improved experience Knowledge in un-experienced person in our country people.

- More probability of right decision in his personal life and his work area to improve position. Your job will help you get the goal place and earn money According to the demand.

## **1.5 Report Layout:**

The report is divided into five chapters. Each and every chapter allocated with different topics.

### **Chapter 1: Introduction:**

In chapter 1 we introduce our website. We also describe the reason why we select this project. This chapter also contains the objectives, expected outcome that means the aspect of our project and report layout.

### **Chapter 2: Background:**

In this chapter, we discuss the background of our project. We describe the related work, comparative study that means compare our system with another related system. Here also discuss the faces problem and challenges.

### **Chapter 3: Requirement Specification:**

This chapter is about requirement collecting and analysis. The logical part also described here. Like use case diagram, business process modeling.

### **Chapter 4: Design Specification:**

In this chapter we have discusses our project user interface, front design, implementation with requirements.

### **Chapter 5: Implementation and Testing:**

This is all about testing the web application if it is user-friendly or not. Checking the implementation clearly is described here.

### **Chapter 6: Conclusion and Future Scope:**

This chapter discusses the conclusion and future scope of our project.

## CHAPTER 2

### Background

#### 2.1 Introduction:

Experience sharing platform is a web application for communication with skilled and experienced persons. In this chapter, we are basically describing the similar works like our web application and the challenges we have faced during making it, the problem we have faced at the beginning.

E+YOUTH is one kind of example this is publishing paper for work in this field.

#### 2.2 Related Works:

At present most of the countries are the analysis of sharing experienced to improve all people is making good skill and improve [2] manpower. Recently our country all companies are found an experienced person for a specific field. Suppose you are looking all jobs secular or advertisement [2] always all company are seeking an experienced person. So our project is helpful to these kinds of people to gather experienced in a specific field.

There is some web application like Experience sharing platform, but not exactly as it is. Because most of the site gives information and sharing solution in a particular topic.

#### 2.3 Comparative Studies:

There are some websites which are providing solving problems some videos and tutorials for skill development. Courser is one of them. These types of websites are fully paid. Now a day for information people does not want to pay as this is available on the internet. But also in internet huge sites build for the specific topic. Experience sharing platform is a web application where people can get advice from skilled persons who provide valuable advice freely. We are focused invited persons on how to have educational or other knowing that we want to share with unskilled persons or learners. So everyone can access this website to save time and hassle less.

Developing countries always research all matter of happened to develop. Always research to improve manpower inexperienced to her won work field. Bangladesh perspectives are very important for this work and research to improve. Already many companies are starting this process technically. 10minute school, motivational house, etc are work to motivate people. Bangladesh government creates an event to teaching difference way.

## **2.4 E+Youth**

Galvanizing energy with experience towards youth empowerment. The group seeks to create a platform for young people around the world to utilize their endless energy with the valuable experience of seniors to better empower young people in both national and international contexts. A bridge construction system is implemented for those who are looking for a job and who have extensive experience. In this report, we come up with a solution to an employment problem. One specific area of employment problem is new graduates who lack experience and relevant skills. Our idea is to provide them with the proper training and facilities so that they can easily find the right place for them in the job market.

## **2.5 Combination of Manpower [2]**

Employees are the backbone of every organization. These are the machines that implement every plan and the power that helps an organization to get on the ladder of success. Recognizing the skills and abilities of your employees can add some serious value, in addition to your productivity and creativity. Employees with years of work experience have a better idea and understanding of the nature of work. This becomes the key to creating a positive work environment for them, allowing others to learn from them. Experienced employees are always easier to recruit and it is also easier for them to adjust to the work culture compared to newer, younger employees. Most HR departments prioritize senior staff, as the cost and time for training them is relatively low. Moreover, these individuals also bring their expertise to the organization. So this research team to making websites or research to improve communication these two kinds of people directly and using social media.

## **2.6 Sharing Experience [1]**

Learning other people's experiences is something that humanity has been doing forever. Books, then the Internet made it possible to share knowledge and search for information as simple as possible. Google, Yelp and other review sites are the ultimate successful businesses because people need to learn things from someone who has the skills or experience in this or any other topic.

This website creator is trying to sharing experience in seeking and writing a book. Level writing in man name and field of work experience in history.

## **2.7 Scope of the Problem:**

Our system is a web-based project. At the initial stage total project fully complete. When it implements few problems come out and we must solve the entire problem in the future. After a few days our system running successfully. But here some scope to create a problem.

The scope of Problem given bellow:

- Our project is fully internet-based. When systems check the card balance it required to check from the database. But if somehow internet connections get lost system can't submit your profiles.
- Electricity another important thing. In our country has still lack electricity. Our system required all-time electricity. If electricity lost entire system gets closed.
- This system knows that internet browsing well known.
- Must be the necessary digital device for using the internet. Such as Android phone, computer, laptop, etc.

## **2.8 Challenges:**

The main challenging fact was deciding the basis of the web application. Because we wanted to make something which is helpful for people. There are many sites that provide paid courses, articles and live communication system, so we had to do something new, like a platform where learn and discuss problem-solving by skilled

and experienced persons. As we are designing and developing a website so we had to have an idea about web design and development. We are making the design with HTML, CSS, BOOTSTRAP, JQUERY, and JAVASCRIPT. Here we are also using MySQL for database and PHP language in our web application.

Several components should be addressed for implementation of this project. The most important challenges are given below:

- Web-based project means a connection between human to human by using the internet. There many devices for connection but their capability different.
- Data integrity, unique identification, and encryption are the main challenges.
- Protection user data.
- Update the system regular.
- Day by day the technology features updated. When update devices provide more facility it's difficult to change the devices.
- When using internet service required.
- Hard to collect data from experienced and Diu experienced student.
- Free for the service and demand for personal communication with trusted.
- Every week going to university meet our supervisor and complete task.



## CHAPTER 3

### Requirement Specification

#### 3.1 Business Process Modeling:

As a Computer Science and Engineering student, we know after making any project we have to make all diagram first because without planning we can't do anything well. Here these web site two types of people access our web site. First of all skillful or experienced persons have to create a profile first for providing their valuable knowledge.

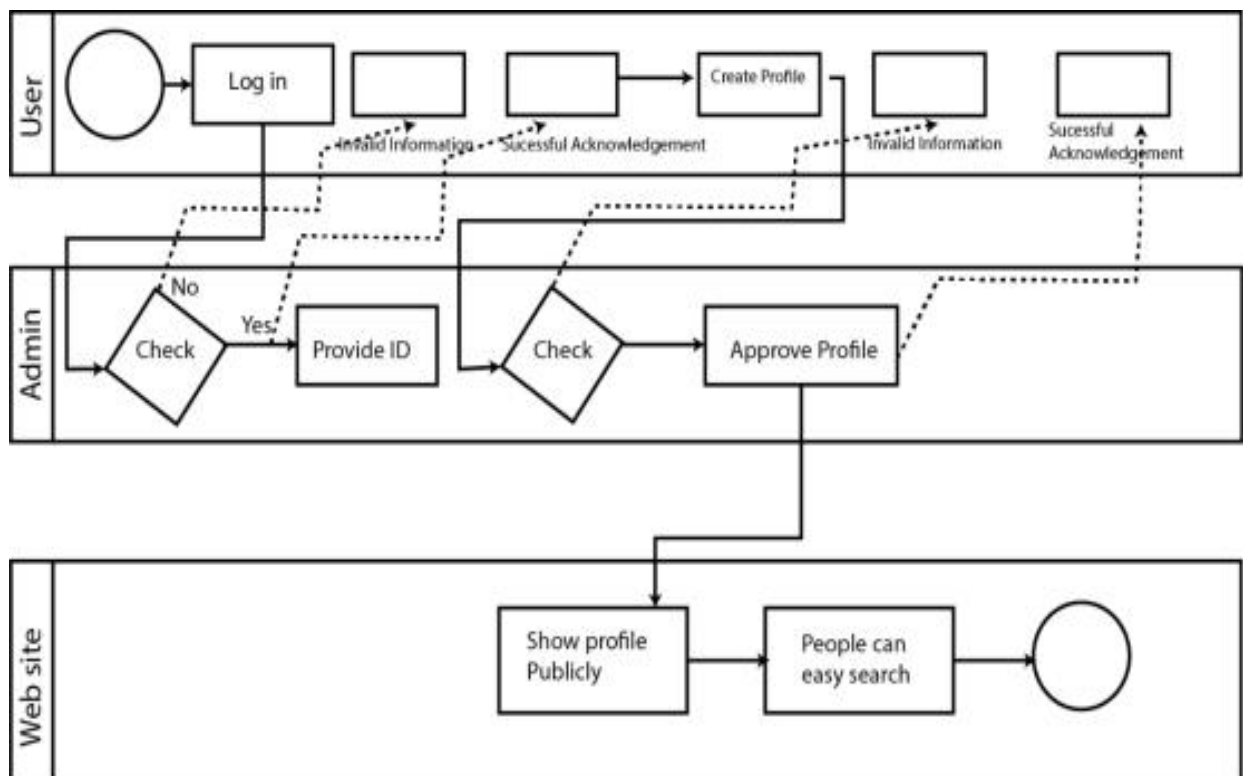


Figure 3.1: Business Process Model

#### 3.2 Requirement collection and analysis:

We know requirements analysis is critical to the success or failure of a systems or web-based project. The website is available in Bangladesh as a means of communicating with skilled people about their need to be benefited.

### 3.3 Use case modeling and diagram:

The use case is most important for a project which is new and underdeveloped. It is the primary step of a new project. Use Case Diagram is a graphical presentation of the interplay between the user and the system.

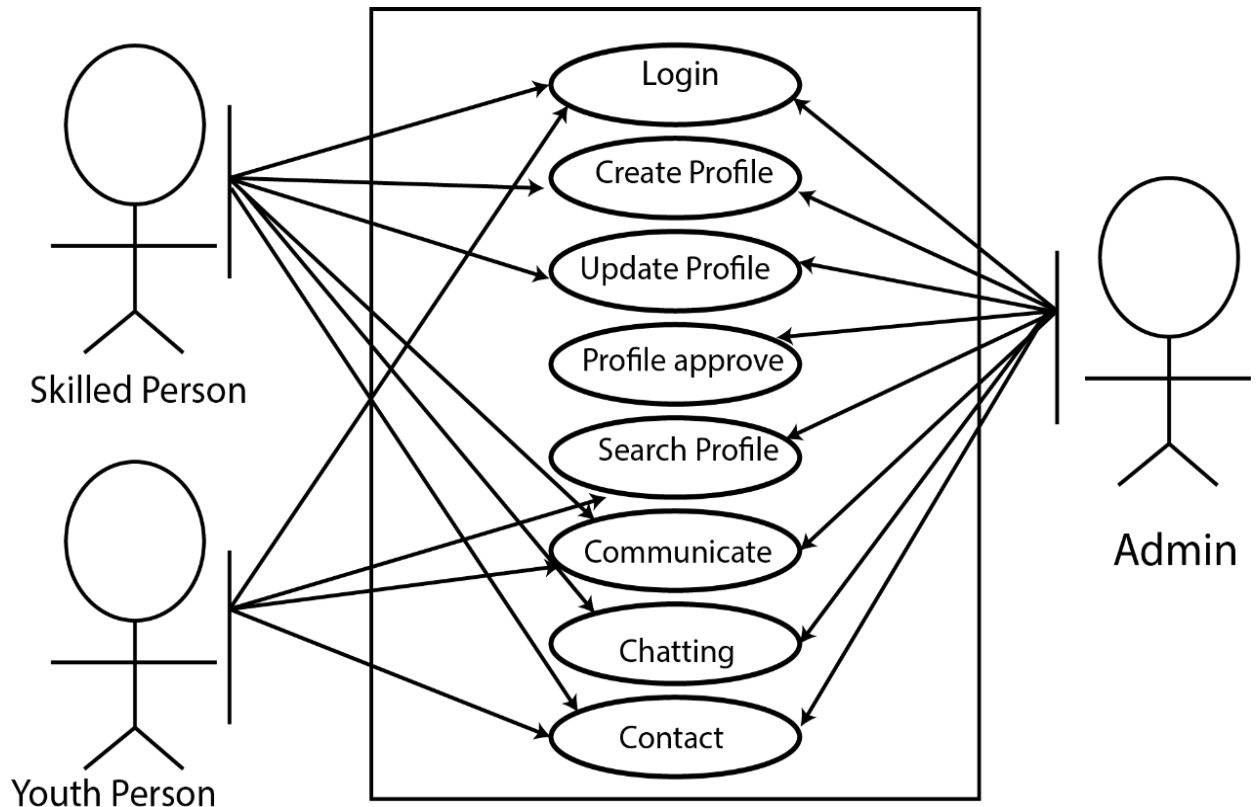


Figure 3.3: Use case model

Figure 3.3 shows the use case diagram of the system provider in the project. There are three types of actor in this application: skilled/experienced person, youth person, and admin. Skilled and youth person can log in the system and they can create a profile, update the profile, and they can also search the profile, also give us feedback and for any help chatting with us.

### 3.4 Context Diagram:

The figure below shows a context Data Flow Diagram that is drawn for a web-based experienced sharing platform. It contains a process that represents the model, in this case, the "Experience Sharing Platform". In this example, users create a profile then admin check to allow.

## Context Diagram

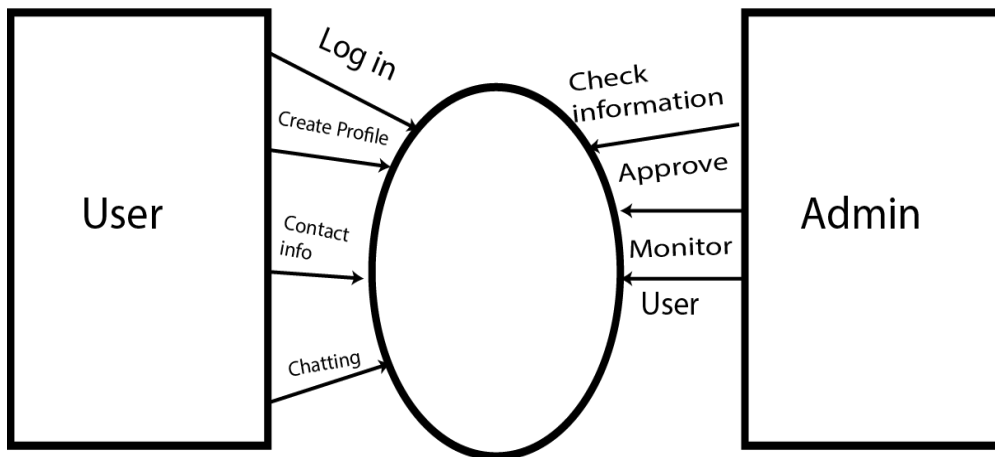


Figure 3.4: Context Diagram

### 3.5 ER Diagram:

This is the system overview of our project entity-relationship diagram whose the system of the user connected .users are following this system to complete profile create and youth are searching his preferred profile to study and communication.

## ER Diagram

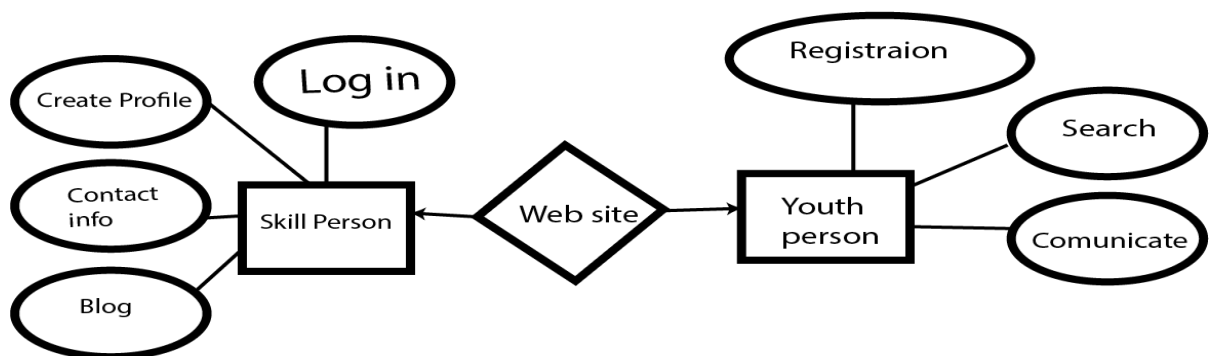


Figure 3.5: ER Diagram

## CHAPTER 4

### Design Specification

#### 4.1 Front-end Design:

Web design is seen as a way to show a website, how the latest development is that design is implemented on the web. Front-end web development, also known as client-side development is the practice of producing HTML, CSS and JavaScript for a website or Web Application so that a user can see and interact with them directly.

The challenge associated with front end development is that the tools and techniques used to create the front end of a website change constantly and so the developer needs to constantly be aware of how the field is developing. Thinking always tries to making user friendly.

#### 4.2 HTML & CSS:

HTML (Hypertext Markup Language) and CSS (Cascading Style Sheet) are the most basic building blocks of web coding. Without these two things, you will not be able to create a website design, and all you will end up doing is plain text formatted on screen. You cannot add images to any page other than HTML!

#### 4.3 JavaScript AND jQuery:

We are using JavaScript because it is very easy to learn and no setup is required. JavaScript is used everywhere such as server-side, desktop, IoT, VR, etc. JQuery is a JavaScript library. So it operates on top of JavaScript. JQuery makes development JavaScript easier. It is used to add animations and even handling on all websites.

## 4.4 Home Page:

Here we are showing the front interface which people can access in our web application.

**Experience Sharing Platform** Home About Contact Profile Create Profiles

Daffodil International University  
**EXPERIENCE SHARING PLATFORM**

**Experience Sharing Platform** Home About Contact Profile Create Profiles

### Description of Experienced Person

Experience Sharing platform is the web based platform where we can meet an experiences persons and get value able knowledge.This platform is totally free so it is helpfull for all people who need solving problems or gain interested sides. So,this is the thing Youthway is the platform that provide sharing experience and motivation.Here we have create profile system that anyone find out by search option and connect with them. Finally we can say if this platform will helps all of the people. It will help people to make right decision and also make self-confidence,that what does he need to do for his skill development.

[Create Profile](#)

<p><b>mijan ahmed</b> M.sc In Textile Engineering mijanahmed@gmail.com <a href="#">View Profile</a></p>	<p><b>ahamed kabir Hridoy</b> B.sc CSE ahamedkabir01@gmail.com <a href="#">View Profile</a></p>	<p><b>Dr. Prof. Mazumder Billah</b> M.sc in Mathematics,Phd In Mathematics Uk MazumderBillahMasum@gmail.com <a href="#">View Profile</a></p>
---	---	--

**Experience Sharing Platform** Home About Contact Profile Create Profiles

### Description of Daffodil Person

The following Graduation Writing Proficiency Examination essays were written by HSU students during a regularly scheduled GWPE. Except for the elimination of cross-outs, the essays are reproduced here exactly as written. Insofar as possible, the essays were chosen to represent the entire range of possible scores. (No essay received a score of One on Essay Topic 1.) The majors represented by the authors of these essays are, in alphabetical order, Art, Biology, Business Administration, Environmental Resources Engineering, Fisheries, Geography, Geology, Industrial Arts, and Resource Planning and Interpretation.

[Create Profile](#)

<p><b>sajib khan</b> B.Sc in cse sajibkhan@gmail.com Daffodil International University <a href="#">View Profile</a></p>	<p><b>aysa siddiqe</b> B.sc in Cse aysasiddiqe0123@gmail.com Daffodil International University <a href="#">View Profile</a></p>	<p><b>Apon Ali</b> B.sc In Cse aponahamed07@gmail.com Daffodil International University <a href="#">View Profile</a></p>
---	---	--

Figure 4.4.1: Index on Screen

**Figure4.4.1** Every home page is representing the work. Because when we using an attractive opening page in our site that time people will do interest to check the site and visit every stage of the platform.

We have some features on our web site. Such as The home page is the main index of the site and represents the total category.

- Sign up and register represent login part.
- Show all profiles that the user can access easily.
- Users also follow them in society that they have given.

When a user visits our site he can see home page first. In this page user see some links pages like home, about, contact us, profile, create a profile, search and register. In the home, page user sees recent profiles that experience persons created. About section may user see all about our webpage? We created a contact page that user can see how many developers create this website. In profile, page user sees all experienced persons.

We make two sections for experienced persons. One for general people who have many skills, good knowledge, and work experience. And we also create the second section for DIU students who have good knowledge about his department and he wants to help other students. So that persons also create a profile for him.

When someone clicks create profile button he got two sections which one for all general persons. And other for daffodil international university student. When someone creates a profile as a daffodil international university student he has to give his daffodil international university student id.

User can have a search option. Is he looking for a specific person or he wants to find specific skilled persons then he go search option and search. For example, I know Dr. Syed Akhter Hossain sir and I want to find his profile directly so go to search option and write Dr. Syed Akhter Hossain name and search. On the other hand, the user can also find specific persons in the same process.



Figure4.4.2: profile

**Figure4.4.2** when the user goes to the home page of the website, the user can see profiles like this figure. This profile contains user can see experience person's name, designation, place of work and email information of the person. Due to the e-mail address, if the user thinks that by emailing the experienced person, his questions will be solved. He can email him/her. We have added and facilitated social network links.

When Experience Parson creates a profile, he will be able to add a link to his social media. If a user looks at the profile of an Experience Person and interested him. And he can follow him if he thinks it would be beneficial for him to follow him on social media. After click view, profile button user sees all about experience person with more details.

The screenshot shows a user profile for 'aysa siddiqe'. On the left is a profile picture of a woman with long dark hair wearing a red patterned top. To the right of the picture is the name 'aysa siddiqe' in bold, followed by her education 'B.sc in Cse', skills 'Photoshop & Illustrator Expert', address 'Address: mirpur-1 /dhaka', current location 'Current Location: Southbishil/mirpur-1/Dhaka-1216', position 'Position: Jobless', and helping status 'Helping Status : Yes'. Below this is a 'Contact With Me' section with a phone number '+8801718-945121', an email 'aysasiddiqe0123@gmail.com', and social media icons for Facebook, Twitter, and LinkedIn. A 'Back to home' link is on the right. A second, identical 'Contact With Me' section is shown below. At the bottom, there is a 'Comments' section with the text 'Experience sharing platform', a user profile picture, a 'Recommend' button, 'Tweet' and 'Share' buttons, and a text input field with the placeholder 'Start the discussion...'. A 'Sort by Best' dropdown is on the right. The text 'Be the first to comment.' is centered below the input field.

Figure4.4.3: View profile

**Figure4.4.2** when the user clicks on the view profile, he can see more information about Experience Person. Here you will see the same name, surname, email, workplace as before. This page will have different skills, interest and future life planning of the Experience Person that the user can imagine as his way. If the user thinks he or she is hesitant about such futuristic planning and what steps they should cross, then he can communicate to the Experience Person to get a solution to his problem.





### Team Members



Figure4.4.4: Contact Section

**Figure 4.4.4** when the user visits our contact page he can see our supervisor sir profile first. In supervisor sir profile he can see supervisor sir name and designation working place and his email address.

Then the user will see our teammate's information. In here he also is seeing our name, university, and email address.

## Comments

**Osman:** Of course, I fell off multiple times while I was learning to cycle, and I remember I one time I cut my knee pretty badly.

**APON ALI:** thanks youth way team members ik babu

**anjuman:** our project is good for work in amaul rabbi ena maymenshinga anamul

**Enamul Hasan Rabbi:** This is Very Helpful Platform for me..tnx

**ik babu:** thanks youth way team members

### Please Give Your Massage

Please Provide Suggestions To Develop Our System Or Platform & Any comment




	Ahamed_Raton
	Enter Email Address
	!!! Please Share Your Comment And Suggestions...
<input type="button" value="Comment"/>	



Figure4.4.5: Comment and location Section

**Figure 4.4.5** this comment pages user can see all comment that previous users has given. User can write come in here. These comment section users have to give name and email and write his value able comment. Anyone comment on our website using contact page comment option using. We give our location by an image file.

Please Registration<sup>DIU</sup>

Please Fillup The Form To Complete Registration:

Name:	<input type="text" value="Full name"/>	User Name:	<input type="text" value="wordpress"/>
Password:	<input type="password" value="*****"/>	<input type="text" value=""/>	<input type="text" value=""/>
Phone Number:	<input type="text" value="+08801744-384113"/>	ID Number:	<input type="text" value="162-15-7992"/>
Address:	<input type="text" value="Vill/city,Thana/Upajila,District,Country."/>	Current Location:	<input type="text" value="Mirpur-2,Dhaka-1216"/>
Educational Background:	<input type="text" value="B.sc CSE Engineering"/>	Given Your Workfield:	<input type="text" value="Programming c++"/>
Facebook Link:	<input type="text" value="https://facebook.com/profile.php"/>		
Twitter Link:	<input type="text" value="https://twitter.com/profile.php"/>		
Describe Your Experience:	<input type="text" value="!!! Description Must Be Full Overview of Your Working Experience ----"/>	Upload Image:	<input type="button" value="Choose File"/> No file chosen
Gender:	<input type="text" value="Male"/>	Job Stage:	<input type="text" value="Jobless"/>

Figure4.4.6: registration page for diu

**Figure4.4.6** In Experience sharing platform website if anyone interest to create a profile for himself, he has to go create a profile link. This link he got two sections one for general and one for daffodil international university.

When he wants to create a profile in daffodil international university he has to fill up some query like as given his name, set password, phone number, address, educational background, social links, gender and must be his photo. In the description box, he can share the interesting topic that he loves it and successful by his topic. In this method, he must give his student id.

Which daffodil student are experienced in specific field such as programming, electric work PLC board etc or must have a technical work he/she create profile for share his experience .

Experience Sharing Platform Home About Contact Profile Create Profiles ▾

## Please Registration<sup>Exp</sup>

Please Fillup The Form To Complete Registration:

Name:	<input type="text" value="Full name"/>	User Name:	<input type="text" value="Ahamed_Raton"/>
Password:	<input type="text" value="Create Password"/>	Email:	<input type="text" value="Enter Valid Email Address"/>
Phone Number:	<input type="text" value="+06801744-384113"/>	Address:	<input type="text" value="Vill/city,Thana/Upojila, District, Country"/>
Educational Background:	<input type="text" value="B.sc CSE Engineering"/>	Current Location:	<input type="text" value="Mirpur-2,Dhaka-1216"/>
Given Your Workfield:	<input type="text" value="Programming c++"/>	Facebook Link:	<input type="text" value="https://facebook.com/profile.php"/>
Twitter Link:	<input type="text" value="https://twitter.com/profile.php"/>	Skype Link:	<input type="text" value="https://skype.com/profile.php"/>
Describe Your Experience:	<input type="text" value="!!! Description Must Be Full Overview of Your Working Experience ---"/>	Upload Image:	<input type="button" value="Choose File"/> No file chosen
Gender:	<input type="text" value="Male"/>	Job Stage:	<input type="text" value="Jobless"/>

Figure4.4.7: registration page

**Figure 4.4.7** In Experience sharing platform website if anyone interest to create a profile for himself, he has to go create a profile link. This link he got two sections one for general and one for daffodil international university.

When he wants to create a profile in Experienced Persons he has to fill up some query like as given his name, set password, phone number, address, educational background, social links, gender and must be his photo. In the description box, he can share the interesting topic that he loves it and successful by his topic. This registration processes same as figure 4.4.6(registration page for Diu). This form creates for

general peoples so here no one need to give any student id. But he has to

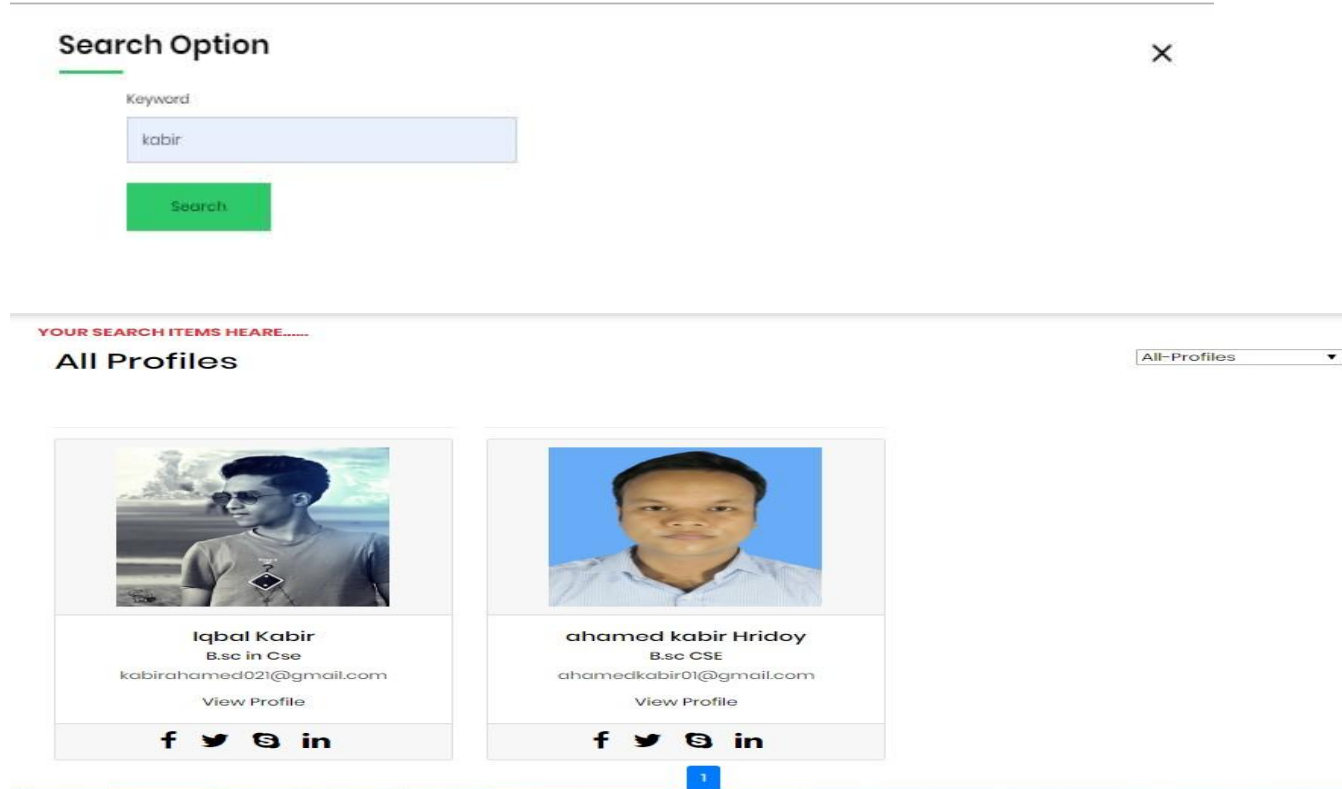


Figure: 4.4.8 search option

**Figure4.4.8** We uses our website on search option. Every user to search his closeable profiles by using email , name, and work field , designation etc only one keyword use by search.



Figure 4.4.9 Personal profile comment option

**Figure 4.4.9** Here we have added a comment option for the profile section. Use it to discuss any kind of problem with that profile person. We are using Disqus web plug-in for commenting options so all kinds of features are currently being added. You can post such as images, gif files and text designs. To make comments through this, the user must be logged in with Google, Facebook or Twitter or register here with the name and email address.

#### **4.5 Back-end Design:**

Back-end design is a part where we had to do the real work. Users only can see the GUI or the front-end design. Back-end will decide how things work really. We had to store the registration information and contact information, so we had to do some back end design also.

It takes some time for making the design reliable and looks good. We have used PHP to develop the back end design. We have used a MySQL database to store the registration design letter on we will take all the information from the database also.

#### **4.6 Interaction Design and UX:**

What makes a winning UX portfolio? As outlined in a previous article “UX Portfolio Tips and Best Practice, “telling a compelling story is key. Recruiters and others who may be evaluating your work are busy—you only have a few minutes to engage them before they decide whether or not you made the cut.

There are some steps which can make someone a good UX designer given below.



Figure 4.6 The 7 steps to follow for a UX designer

#### 4.7 Implementation Requirements:

For completing a project everyone needs some tools, so does we. Here are some of the implementation tools we have used to make our web application:

**PHP:** Now almost every web developer work on PHP for developing the web application. We also have used PHP for our development.

**MySQL:** MySQL is an Oracle-backed open-source relational database management system. MySQL runs on virtually all platforms. We have used MySQL as a database for our web application.

**Others:** For front end-design, we have worked on HTML, CSS, BOOTSTRAP, JS, etc.

#### 4.8 System Requirements, for running the application:

For our work our team uses this application

- Os version: Windows 10.
- Sublime text Editor
- Network: Wi-Fi or Cellular Network
- Localhost XAMPP

- Web-browser Chrome, Mozilla Firefox, Internet Explorer
- SQLyog

#### **4.9 Hardware Requirements:**

For developing the web application we needed some hardware also:

- A computer with Intel Core i5 processor
- RAM: minimum of 4 GB
- Hard-drive

#### **4.10 Helping Website:**

We get helping from some of website such as

- W3schools
- Coders foundation
- Phptpoint
- Javatpoint
- Font awesome icon
- Getbootstrap
- Google
- Codoforum
- Disqus
- codecademy



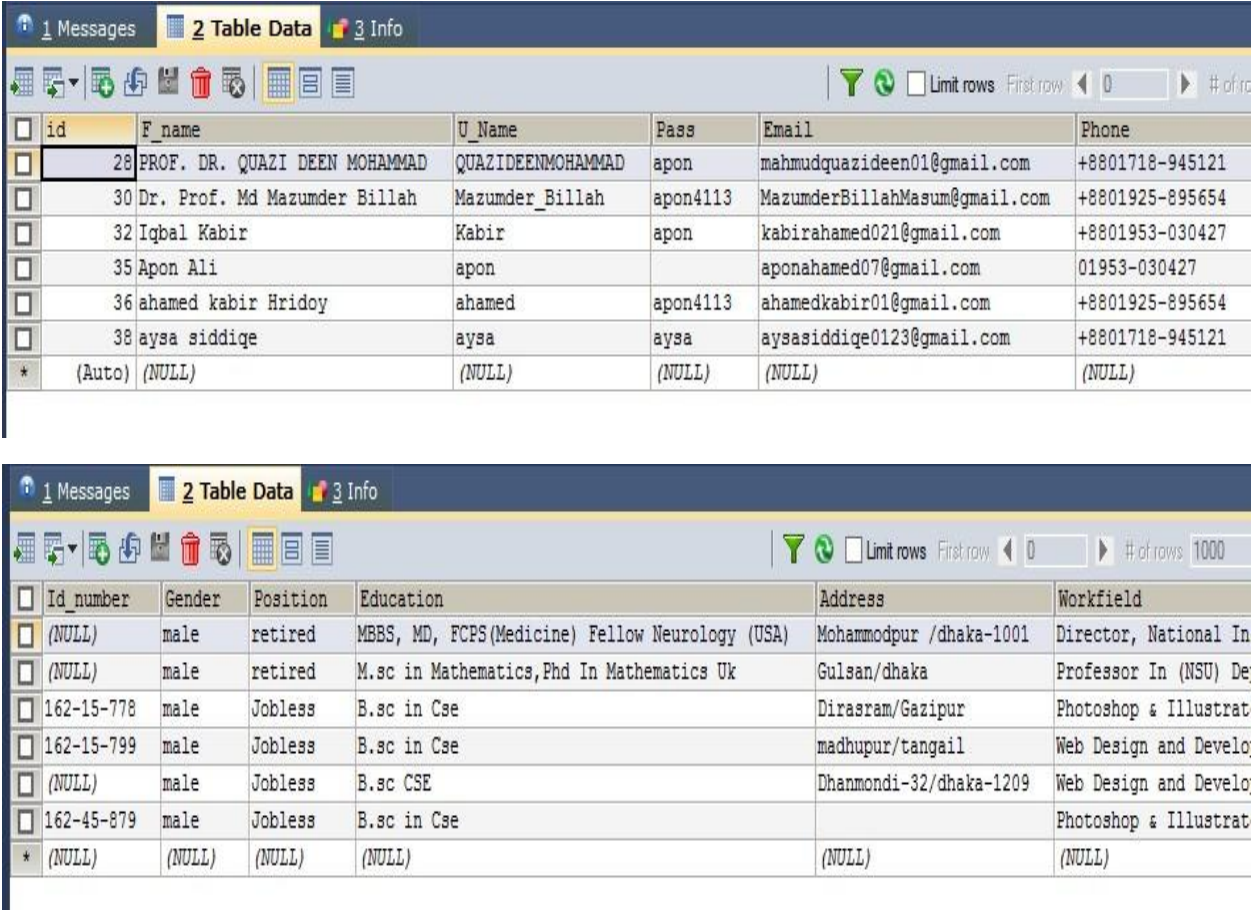
## CHAPTER 5

### Implementation and Testing

#### 5.1 Implementation of Database:

Our application is a web-based application. We have used MySQL as a database system for our application. In where data sync in real-time. In this application, we made one main database. Where every registered user information is stored. Admin can update question, delete the question, and update rules and regulation. If admin wants he/she can delete any registered user account or add any user from the console.

Here is a table of registered information in our database:



id	F_name	U_Name	Pass	Email	Phone
28	PROF. DR. QUAZI DEEN MOHAMMAD	QUAZIDEENMOHAMMAD	apon	mahmudquazideen01@gmail.com	+8801718-945121
30	Dr. Prof. Md Mazumder Billah	Mazumder_Billah	apon4113	MazumderBillahMasum@gmail.com	+8801925-895654
32	Iqbal Kabir	Kabir	apon	kabirahamed021@gmail.com	+8801953-030427
35	Apon Ali	apon		aponahamed07@gmail.com	01953-030427
36	ahamed kabir Hridoy	ahamed	apon4113	ahamedkabir01@gmail.com	+8801925-895654
38	aysa siddiqe	aysa	aysa	aysasiddiqe0123@gmail.com	+8801718-945121
*	(Auto) (NULL)	(NULL)	(NULL)	(NULL)	(NULL)

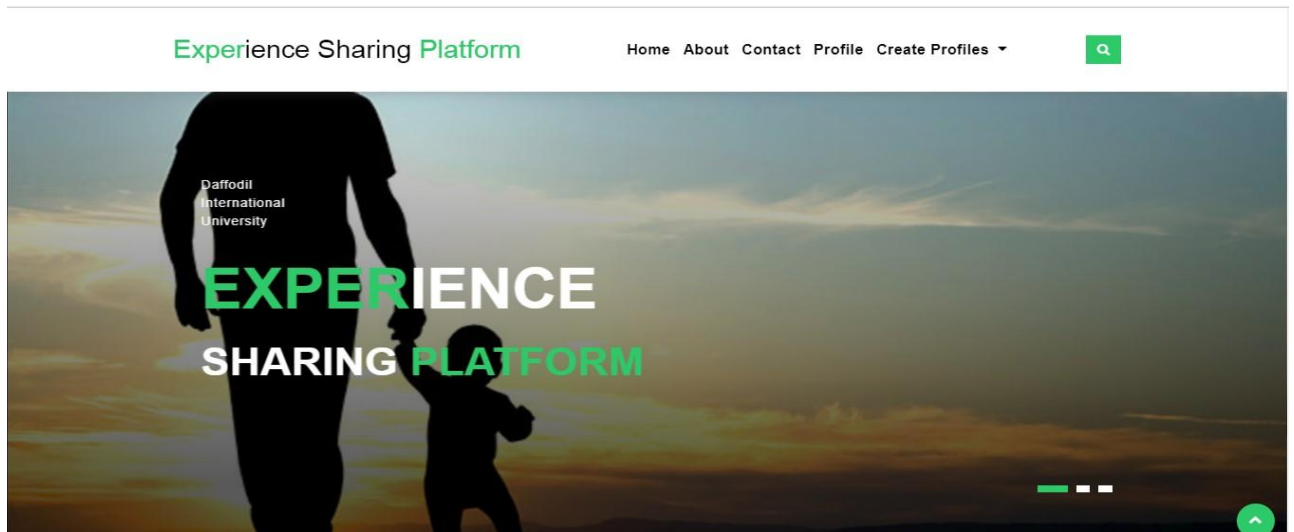
Id_number	Gender	Position	Education	Address	Workfield
(NULL)	male	retired	MBBS, MD, FCPS(Medicine) Fellow Neurology (USA)	Mohammadpur /dhaka-1001	Director, National In
(NULL)	male	retired	M.sc in Mathematics,Phd In Mathematics Uk	Gulsan/dhaka	Professor In (NSU) De
162-15-778	male	Jobless	B.sc in Cse	Dirasram/Gazipur	Photoshop & Illustrat
162-15-799	male	Jobless	B.sc in Cse	madhupur/tangail	Web Design and Develo
(NULL)	male	Jobless	B.sc CSE	Dhanmondi-32/dhaka-1209	Web Design and Develo
162-45-879	male	Jobless	B.sc in Cse		Photoshop & Illustrat
*	(NULL)	(NULL)	(NULL)	(NULL)	(NULL)

Figure 5.1 Implementation of MySQL Database

## 5.2 Implementation of Front-end Design:

We will be successful if people can get the service easily which we are providing. If people can get into our application and use it friendly then we will be successful.

So here are some snaps of people getting into our application.



### User creating profiles

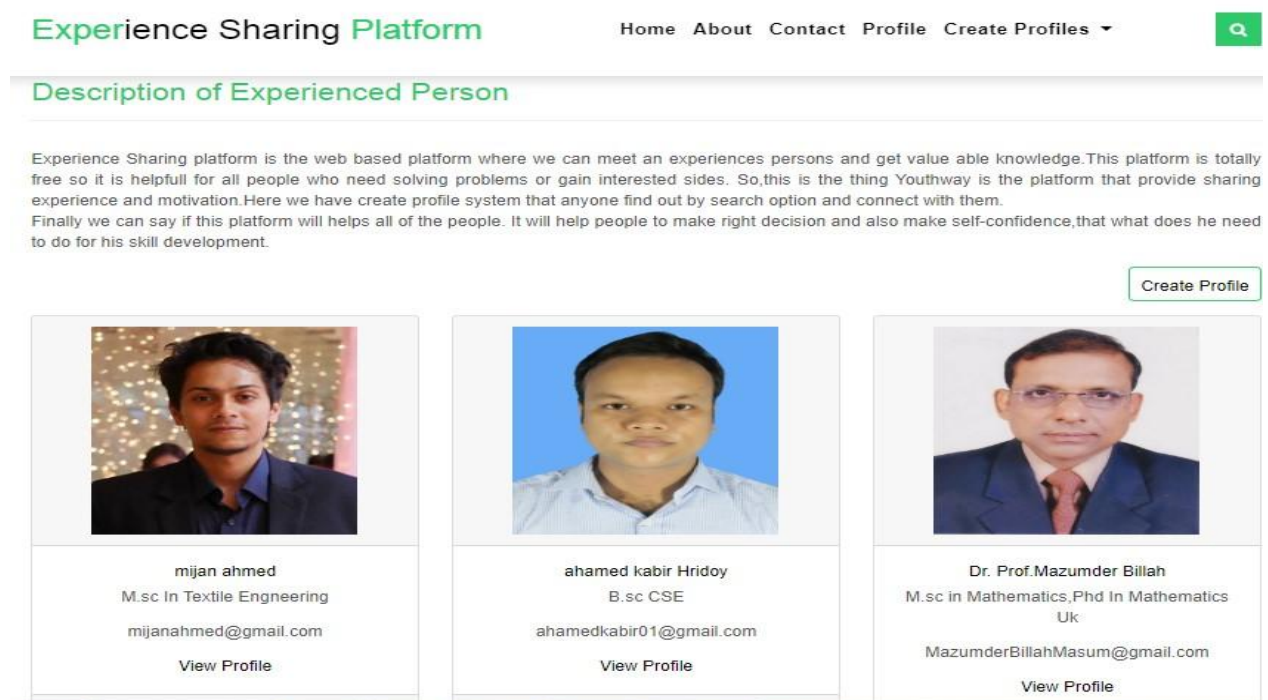


Figure: 5.2 implements profiles and home page

### **5.3 Implementation of Interactions:**

Implementation of Interaction is Acknowledgment thing in design. It makes people like or dislikes a website. Like if people can easily move from one page to another or when they do not need to backtrack from any page to choose another it is good for them and the look has to be beautiful. We have chosen some beautiful icon and graphical user interface which will make people like our website.

### **5.4 Testing Implementation:**

We need to test the website also for checking it if it is user-friendly or not like people can have all the facilities right we promised or not. There is some test we have done:

- Database connection of the web application.
- Registration DIU Experienced persons (with valid information).
- Registration DIU student (with valid information).
- All the pages view successfully.
- Personal profile comment show successfully.
- Contacts will us successfully.
- Filtering and search profiles.
- Contact page with comment our website is successfully worked.
- Profile page are showing all profile show.
- Profile all data are view successfully.
- We have tested the system by SDLC

### **5.5 Test Results and Reports:**

For testing our web application really works or not we had to try so much time and we did our best to find out.

Here is a table where we are showing some of our experience of testing:

1 Messages 2 Table Data 3 Info

Limit rows First row 0 # of rows 1000

id	name	email	comments
9	alikhhan	aponahamedboua02@gmail.com	thanks youth way team members
10	alikhhan	aponahamedbodua02@gmail.com	our project is good for work in amaul rabbi ena maymenshinga
11	alikhhan	akash.mahamud.bd28@gmail.com	hello brother i want to connect with you
12	tusher	Hossainkobir44@yahoo.com	sir where are you form
13	apon	akash.mahamud.bd28@gmail.com	sir i want to one question why i am improve my knowldge in program
14	ahamed	Hossainkobir44@yahoo.com	total time
15	anamul	sparrowdbirds@gmail.com	our project is good for work in amaul rabbi ena maymenshinga
16	ik babu	ikbabu@gmail.com	thanks youth way team members
17	Enamul Hasan Rabbi	enamulhasanrabbi@gmail.com	This Is Very Helpful Platform for me...tnx
18	anjuman	anjuman23@gmail.com	our project is good for work in amaul rabbi ena maymenshinga
19	APON ALI	Hossainkobir44@yahoo.com	thanks youth way team members
20	Osman	wordpress@gmail.com	Of course, I fell off multiple times while I was learning to cycle,
*	(Auto)	(NULL)	(NULL)

1 Messages 2 Table Data 3 Info

id	Name	Email	Comment	status
12	ahamed	MazunderBillahMasum@gmail.com	Yeah!! thanks to all	4
13	ahamed	MazunderBillahMasum@gmail.com	We Are help others!!	4
14	ahamed	MazunderBillahMasum@gmail.com	gg	4
16	ahamed	MazunderBillahMasum@gmail.com	ddddffffgghjkl	4
17	sukhon	kabirahamed021@gmail.com	we are happy	4
18	ahamed	ahamedkabir01@gmail.com	sdsfdfsfdg	4
19	sddfdfdf	mahmudquazideen01@gmail.com	dfdsffgfg	4

Figure5.5 testing result

## **CHAPTER 6**

### **Conclusion and Future Scope**

#### **6.1 Discussion and Conclusion:**

Experience sharing platform is the web-based platform where we can meet an experiences person and get value able knowledge. This platform is totally free so it is helpful for all people who need solving problems or gain interested sides.

So, this is the thing Experience Sharing Platform is the platform that provides sharing experience and motivation. Here we have created a profile system that anyone finds out by search option and connect with them.

Finally, we can say if this platform will help all interested people. It will help people to make the right decision and also make self-confidence, that what does he need to do for his skill development.

#### **6.2 Scope for Further Development:**

Now it's work good. But we have a plan to add more features. in the future, we will develop android and IOS apps. We know in this time the huge number of people using the internet by mobile devices. We have also plans that add Artificial intelligence chatting system that people can solve their query in less time.

## REFERENCES

[1] We browse and study knowledge?

Available at <<<https://youngstarsfoundation.org/index.html/>>> last access website 12 May 2019

[2] We browse and study on a website?

Available at <<<https://www.manpowergroup.vn/>>>  
last access website 17june 2019

[3] Knowledge about Online learning websites using any development?

Available at <<<https://www.w3schools.com/>>>last access website 21june 2019

[4] Knowledge about Online learning websites using any development?

Available at <<<https://www.php.net/manual/en/tutorial.php/>>>last access website 29june 2019

## APPENDIX

### **Appendix A: Project Reflection**

”Coming together is a beginning, keeping together is progress and working together is a success”. According to this proverb we had to work together no matter how hard the job is. We were crystal clear about our job. And that helped us a lot to complete the project.

When we had chosen this as our final project we were so much confident but after starting the project we have started to face so many problems. It was a tough task for us to choose the serial of our work. But we are lucky that our supervisor has inspired us in every difficult phase we faced.

Admittedly, the selection of a team is important. You have to choose the right person who has an interest in the field and will work hard and that will make a high-performance team. Our team combination was good from the beginning of the journey.

Finally, after so many difficulties and mass sleepless night, we did this project successfully.

## Experience Sharing Platform



### ORIGINALITY REPORT

18%

SIMILARITY INDEX

18%

INTERNET SOURCES

1%

PUBLICATIONS

%

STUDENT PAPERS

### PRIMARY SOURCES

1	<a href="https://dspace.library.daffodilvarsity.edu.bd:8080">dspace.library.daffodilvarsity.edu.bd:8080</a> Internet Source	5%
2	<a href="https://dspace.daffodilvarsity.edu.bd:8080">dspace.daffodilvarsity.edu.bd:8080</a> Internet Source	3%
3	<a href="https://graduateinstitute.ch">graduateinstitute.ch</a> Internet Source	3%
4	<a href="https://www.slideshare.net">www.slideshare.net</a> Internet Source	3%
5	<a href="https://www.buzzle.com">www.buzzle.com</a> Internet Source	2%
6	<a href="https://skillcrush.com">skillcrush.com</a> Internet Source	1%
7	<a href="https://quartsoft.com">quartsoft.com</a> Internet Source	1%
8	<a href="https://bea-bd.org">bea-bd.org</a> Internet Source	1%
9	<a href="https://ijireeice.com">ijireeice.com</a> Internet Source	<1%



10 dspace.uiu.ac.bd  
Internet Source

<1%

Exclude quotes Off  
Exclude bibliography Off

Exclude matches Off