

UI/UX Design For AppsCode LTD.

BY

ANUP KANTI DEB

ID: 162-15-8076

This Report Presented in Partial Fulfilment of the Requirements for the
Degree of Bachelor of Science in Computer Science and Engineering

Supervised By

Mr. Saiful Islam

Senior Lecturer

Department of CSE

Daffodil International University



DAFFODIL INTERNATIONAL UNIVERSITY

DHAKA, BANGLADESH

DECEMBER 2019

APPROVAL

This Internship titled “**UI/UX Design For AppsCode LTD.**”, submitted by Anup Kanti Deb, ID No: 162-158076 to the Department of Computer Science and Engineering, Daffodil International University has been accepted as satisfactory for the partial fulfillment of the requirements for the degree of B.Sc. in Computer Science and Engineering and approved as to its style and contents. The presentation has been held on 06-12-2019.

BOARD OF EXAMINERS

Dr. Syed Akhter Hossain
Professor and Head

Department of Computer Science and Engineering
Faculty of Science & Information Technology
Daffodil International University

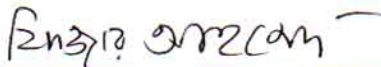
Chairman



Nazmun Nessa Moon
Assistant Professor

Department of Computer Science and Engineering
Faculty of Science & Information Technology
Daffodil International University

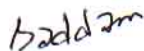
Internal Examiner



Dr. Fizar Ahmed
Assistant Professor

Department of Computer Science and Engineering
Faculty of Science & Information Technology
Daffodil International University

Internal Examiner



Dr. Md. Saddam Hossain
Assistant Professor

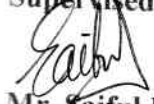
Department of Computer Science and Engineering
United International University

External Examiner

DECLARATION

I hereby declare that this Internship has been done by us under the supervision of Mr. Saiful Islam, Senior Lecturer, Department of CSE Daffodil International University. I also declare that neither this Internship nor any part of this Internship has been submitted elsewhere for award of any degree or diploma.

Supervised by:


Mr. Saiful Islam

Senior Lecturer
Department of CSE
Daffodil International University

Submitted by:


Anup Kanti deb

ID: -162-15-8076
Department of CSE
Daffodil International University

DECLARATION

I hereby declare that this Internship has been done by us under the supervision of **Mr. Saiful Islam, Senior Lecturer, Department of CSE** Daffodil International University. I also declare that neither this Internship nor any part of this Internship has been submitted elsewhere for award of any degree or diploma.

Supervised by:

Mr. Saiful Islam

Senior Lecturer

Department of CSE

Daffodil International University

Submitted by:

Anup Kanti deb

ID: -162-15-8076

Department of CSE

Daffodil International University

ACKNOWLEDGEMENT

First, we express our heartiest thanks and gratitude to almighty God for His divine blessing makes us possible to complete the final year internship successfully.

I am really grateful and wish our profound our indebtedness to Mr. Saiful Islam, Lecturer, Department of CSE Daffodil International University, Dhaka. Deep Knowledge & keen interest of our supervisor in the field of “UI/UX Designing” to carry the internship. His endless patience, scholarly guidance, continual encouragement, constant and energetic supervision, constructive criticism, valuable advice, reading many inferior drafts and correcting them at all stages have made it possible to complete this internship.

We would like to express our heartiest gratitude to Dr. Syed Akhter Hossain, Professor and Head, Department of CSE, for his kind help to finish my internship and also to other faculty members and the staff of CSE department of Daffodil International University.

I would like to thank our entire course mate in Daffodil International University, who took part in this discussion while completing the course work.

Finally, I must acknowledge with due respect the constant support and patients of my parents.

ABSTRACT

This Internship report is for completion of my B.Sc. at Daffodil International University Bangladesh in computer science, aimed to improve and use the acquired knowledge during my studies. The internship could be done abroad, so I thought it was a really good opportunity to improve my English, know new cultures and new people. For this I had an internship over “UI/UX Engineering” at a software company named APPSCODE LTD. AppsCode Ltd. is a subsidiary company of AppsCode Ltd. USA. An Integrated platform for collaborative coding, testing & deploying containerized apps. Their mission is to accelerate the transition to containers by building a Kubernetes-native Cloud. You can Deploy, manage, upgrade Kubernetes on any cloud. It has automate deployment, scaling, and management of containerized applications in cloud. Dev/Organization Team Can using ByteBuilder's innovative Kubernetes Dashboard to make Kubernetes accessible any member. I have joined in AppsCode. There I had many responsibilities for building a great UX for the customers and owner like making Full website each individual products (Appscore Website, ByteBuilders Website, Design Dashboard for use products on cloud). For this work user can easily create/manage cluster on cloud. I was focused user centered design. In this internship report I basically tried to show that how I managed those things and how efficient I was there in the time of internship. Moreover, I tried to present whether my internship was successful or not.

TABLE OF CONTENTS

CONTENT	PAGE NO
Approval	i
Declaration	ii
Acknowledgements	iii
Abstract	iv
CHAPTER	
CHAPTER 1: INTRODUCTION	1 - 3
1.1 Introduction	1
1.2 Motivation	2
1.3 Internship Objective	2
1.4 About the Company	3
1.5 Report Layout	3
CHAPTER 2: ORGANIZATION	4 - 7
2.1 Introduction	4
2.2 Product and Market Situation	4
2.3 Target Group and Audience	5
2.5 Organizational Structure	7
CHAPTER 3: TASKS PROJECTS AND ACTIVATES	8 - 18
3.1 Daily Task and Activities	8
3.2 Event and Activities	17
3.3 Projects Task and Activities	17
3.4 Challenges	18
CHAPTER 4: COMPETENCIES AND SMART PLAN	19 - 20
4.1 Competencies Earned	19
4.2 Smart Plan	19
4.3 Reflections	20
©Daffodil International University	iv

CHAPTER 5: CONCLUSION AND FUTURE CARRIER	21 -22
5.1 Discussion and Conclusion	21
5.2 Future Scopes	21
REFERENCES	23
APPENDICES	24 - 26
APPENDIX A: Internship Reflection	24
APPENDIX B: Company Details	26

LIST OF FIGURES

FIGURES	PAGE NO
Figure 1.1.1: Understanding user experience	6
Figure 2.2.1: Product and Market Situation	11
Figure 3.1.1: AppsCode Home Page	15
Figure 3.1.2: Consulting & Contact page	16
Figure 3.1.3: Training & Support page	17
Figure 3.1.4: ByteBuilders	18
Figure 3.1.5: ByteBuilders Dashboard	19
Figure 3.1.6: ByteBuilders Marketplace	20
Figure 3.1.6: Expenses Manager App Concept	21
Figure 3.1.8: eBook Mobile App. (Learn with Fun)	22
Figure 3.1.9: Consulting Firm Sign in Interface	22
Figure 3.1.10: Estore Check Out Process Case study	23
Figure 3.1.11: Musico Event Landing	23

CHAPTER 1

INTRODUCTION

1.1 Introduction

UX design stands for user experience design, and UI design stands for user interface design. UX design is that the internal expertise that someone has as they move with each facet of a company's product and services, And UI design focuses on the look and layout of the product and services that Users can easily find their goals.



Figure 1.1.1: Understanding user experience [Ref-4]

UX UI design make a website/app for computer and mobile useful, desirable, accessible, credible, findable, usable, valuable. As shown on fig 1. Now a days all kinds of website/app and

mobile app follow user experience on their company to achieve their goal for both Customers man owners. As a developing country like Bangladesh have lots of web application and mobile apps. I think this internship will help me to contribute my skills to develop our user experience.

1.2 Motivation

AppsCode Ltd. is a subsidiary company of AppsCode Ltd. USA. An Integrated platform for cooperative committal to writing, testing & deploying containerized apps. Knowing that the mixture of my experience, education of discipline subject field|field|field of study|study|bailiwick|branch of knowledge And engineering are progressing to be able to produce myself and to AppsCode Ltd. It's expected to reveal myself on several new challenges with the academic that's collected from AppsCode Ltd. It's basic cognitive process that situation can provide perfect chance to increase my skill in profession. I try to learn all things as much as I can to contributing AppsCode Ltd .

1.3 Internship Objectives

Through the post, it's simple to induce familiar with completely different observance and create the affiliation between real and acceptable relationships. It adds valuable expertise within the creating of student's future career path. Throughout this internship, It's makes me a good Product Designer with user centered design. For this place, I will be able to be learning many things during this company like: User Interface Design, User Experience Design, Visual Design, Product Design, User Centered Design etc. It would like to learn problem-solving strategy for efficient Web and Mobile apps

1.4 About the Company

AppsCode Ltd. is a subsidiary company of AppsCode Ltd. USA. An Integrated platform for collaborative coding, testing & deploying containerized apps. Their mission is to accelerate the transition to containers by building a Kubernetes-native Cloud. You can Deploy, manage,

upgrade Kubernetes on any cloud. It has automate deployment, scaling, and management of containerized applications in cloud. Dev/Organization Team Can using ByteBuilder's innovative Kubernetes Dashboard to make Kubernetes accessible any member.

In minutes with just a few steps to create self-managed multi-node Kubernetes clusters for Global Cloud. Easily take advantage of the global infrastructure footprint of the cloud providers, like AWS, Azure, Google Cloud, DigitalOcean, Linode and others.

Corporate HQ AppsCode Inc.

1560 164TH Ave Apt 40,
San Leandro, CA 94578,
USA Phone: +1(650)241-8486
Email: support@appscode.com

Dhaka Office AppsCode Ltd..

Flat A2, House 4, Rd 10, Sector 10,
Uttara, Dhaka-1230, Bangladesh
Phone: +880 1720-171904
Email: support@appscode.com

1.5 Report Layout

The layout of my report is assorted by Chapter

1: Internship Introduction, Motivation, Internship Objective, and About the Company. Chapter

2: Introduction, Product and Market Situation, Target Group and Audience, SWOT Analysis, Organizational Structure. Chapter

3: Daily Task and Activities, Event and Activated, Projects Task and Activities, Challenges.

Chapter

4: Competencies Earned, Smart Plan, Reflection, problem and solution and also learning outcome.

5: Conclusion and future scopes of the internship

CHAPTER 2

ORGANIZATION

2.1 Introduction

I have been studying UX/UI in last two+ years. I lean various technologies like mobile app, web app, websites, user centered design, usability, interaction design, making user flows, web strategy etc. When i start design with typography, it was heard to know about users eyes. But after some days I am going to fall in love with typography and the design system. I was leaning/designing 8-10 hours a day. From those studies I able to collect inadequate data concerning trendy technology because it is the biggest space of the fashionable world. When having golden data concerning the technology field.

One day I got a chance to work with Appscore Ltd. I am thus interested to try to to my office on the AppsCode Ltd. owing to their trendy technology.. By doing this work I wanted to be a great knowledge about live customers and get a chance to work with a great developer team. I wished to master at this internet style and UI/UX for each clients all over the world like offline and on-line . I would like to find out them at a sophisticated level. I would like to form myself capable to resolve all issues in design industry that enclosed with web app, mobile app, etc.

2.2 Product and Market Situation

Marketing is sophisticated by analysis on shopper behaviours, preferences and defrayal patterns. UX designer is sophisticated by analysis on user desires and behaviours. each fields square measure heavily centered on analysis, and it's quite safe to mention that each a selling specialist and UX designer wouldn't be able to perform their work properly while not 1st doing a good little bit of analysis.



Figure 2.2.1: Product and Market Situation [Ref-5]

There's additionally a major overlap in analysis techniques you would possibly have utilized as a vendor and people utilized by a UX designer: interviews, focus group discussions, surveys, anthropology analysis, formulation of user personas, and lots of a lot of.

Psychology

Marketing and UX design square measure very each regarding creating a product as fascinating to the client or user as doable. Promoting aims to create merchandise fascinating to customers, therefore they'll pay cash to get the merchandise. UX design aims to create merchandise fascinating to users, therefore they'll have an excellent expertise whereas exploitation it. In each fields, scientific discipline plays a major role. A keen understanding of scientific discipline is crucial to attractiveness to users by delivering value—be it social, economic, or otherwise—and exploitation parts like typography, colors and imagination to invoke emotional responses. The distinction is that promoting specialists such as you apply scientific discipline in planning the simplest promoting campaign for a product, whereas wife designers apply it to style the simplest product for a user.

2.3 Target Group and Audience

Target audience analysis and group analysis are unit those actions that you just ought to do first of all if you would like to form your own business. Of course, you probably did it at the extent of guesses, ideas, assumptions and intuition. However currently it's time to gather details and to investigate information regarding your market and audience. In few words User analysis and market strategy are unit regarding making a product that individuals need.

In order to set up for a style, the designer starts by understanding the audience to whom the merchandise is being marketed—the client's customers. This understanding happens through a target market assessment. Typically, a designer begins by asking a series of inquiries to slim down the audience, such as:

- 1) What industry is the client in?
- 2) Who is the client's main customers?
 - What does the client's customers do for a living?
 - What is their income level? What is their typical age?
 - What is the gender of the typical customer?
 - What is the education level of the typical customer?
 - Do they have children?

These queries answers can facilitate form Design aesthetic of the merchandise and make sure the design product message connects with the client's customers and aligns with the client's whole.

For Appscore Ltd. Our targeted audiences are Big Companies like (LiveRamp, BIRDI, runway, VOLVO, zapier etc.), all developers, Cloud based Organizations.

2.5 Organizational Structure

Organizer structure determined however activities such as task allocation, coordination and oversight square measure targeted towards the action of structure aims. Structure should be ought to economical, powerful, responsibility, innovative, have data on managing totally different level task, caring and far a lot of quality so as to attain competitive advantage. Structure maintains however work and data flows step by step with coordination method inside an organization. every part of structure structure is vital so as to produce ending. It represents every employs duties, ability and roles on work.

CHAPTER 3

TASKS, PROJECTS AND ACTIVATES

3.1 Daily Task and Activities

I was joined AppsCode as UX/UI Designer. I have a lot of work daily about, what is the thinking our real users? I have done AppsCode’s website, ByteBuilders website, ByteBuilders webapp, full dashboard, branding etc. Here is some of my work during the internship:

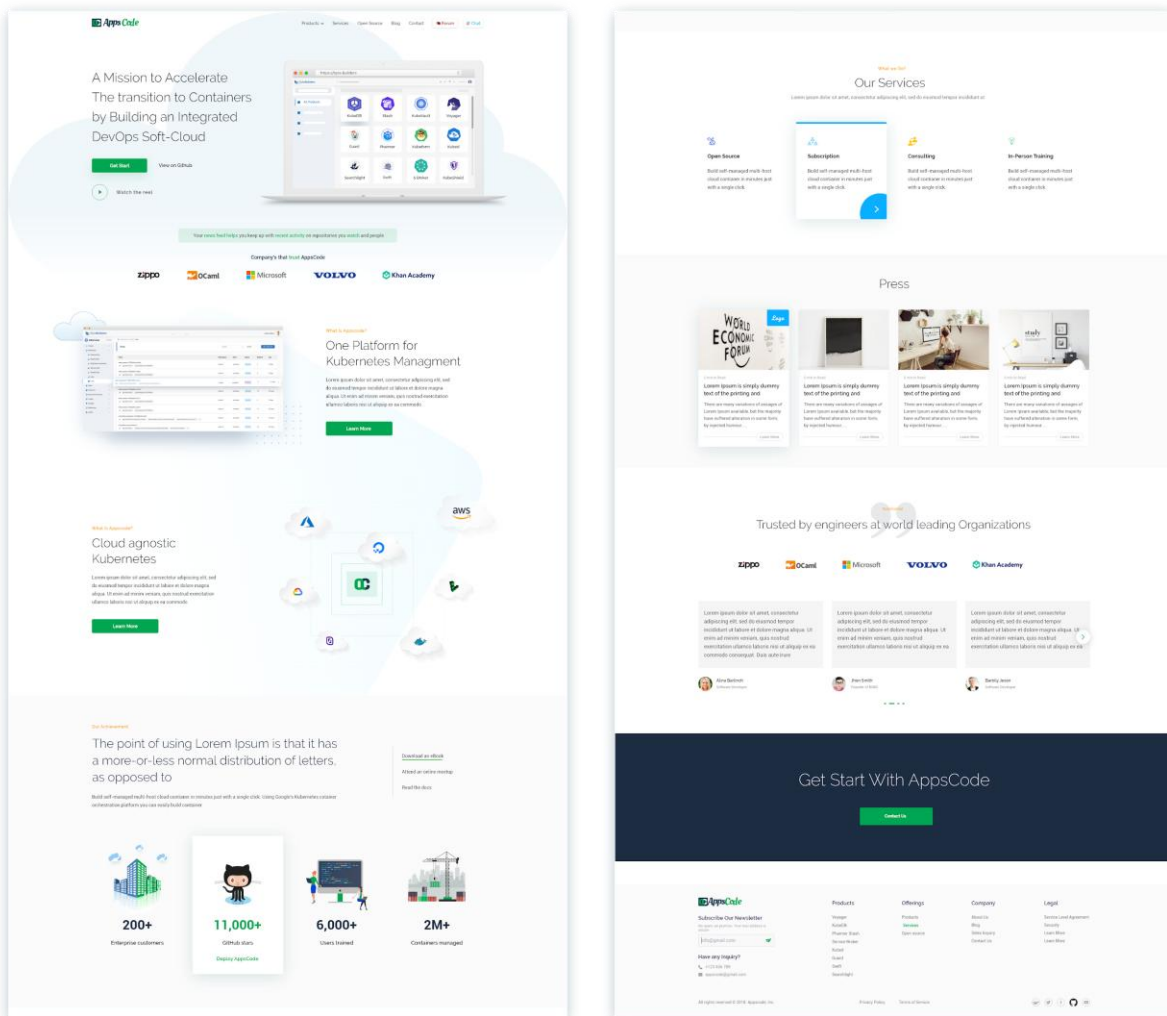


Figure 3.1.1: AppsCode Home Page

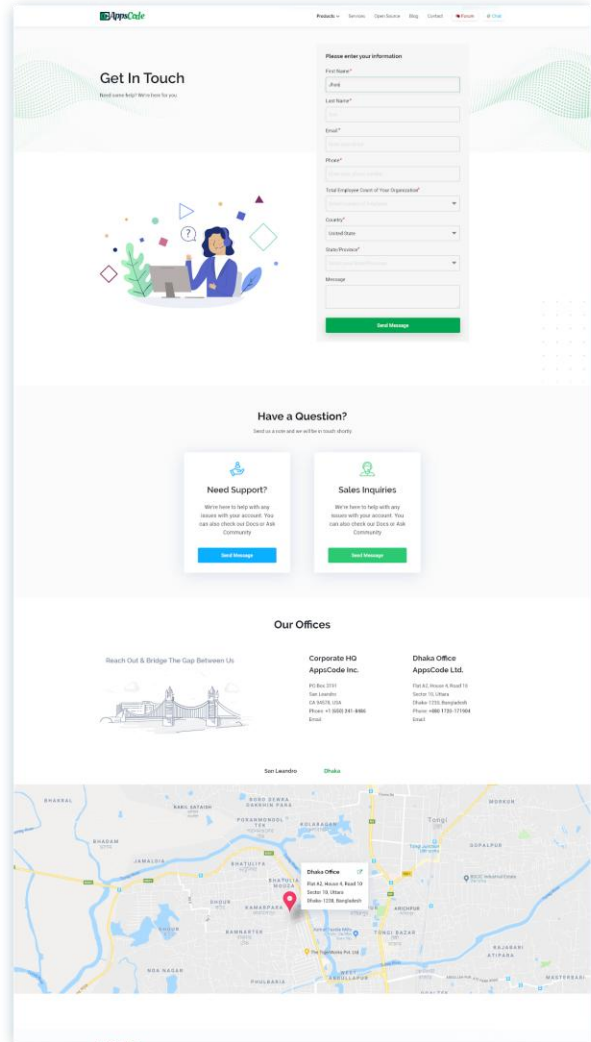
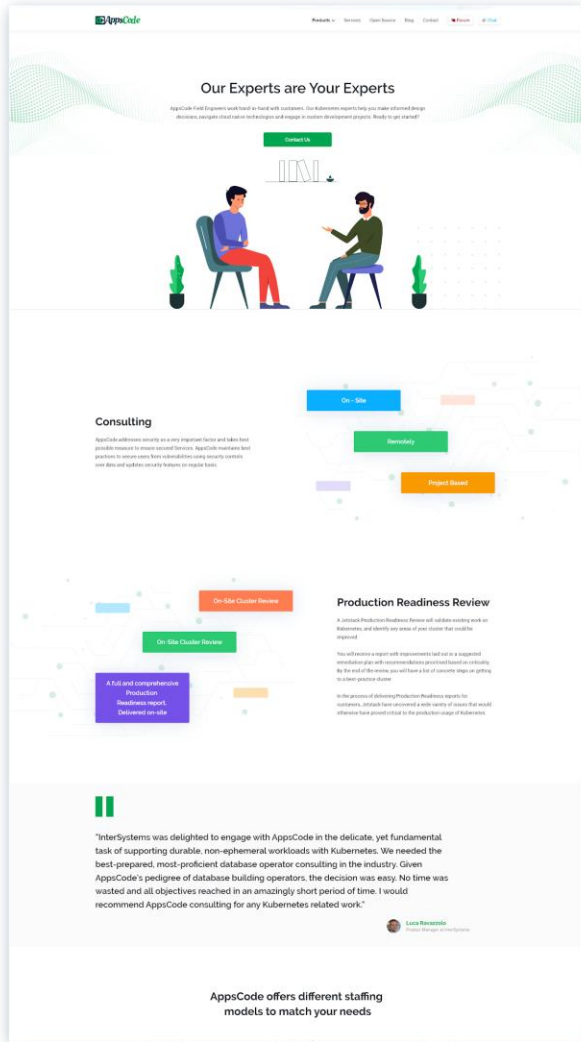


Figure 3.1.2: Consulting & Contact page

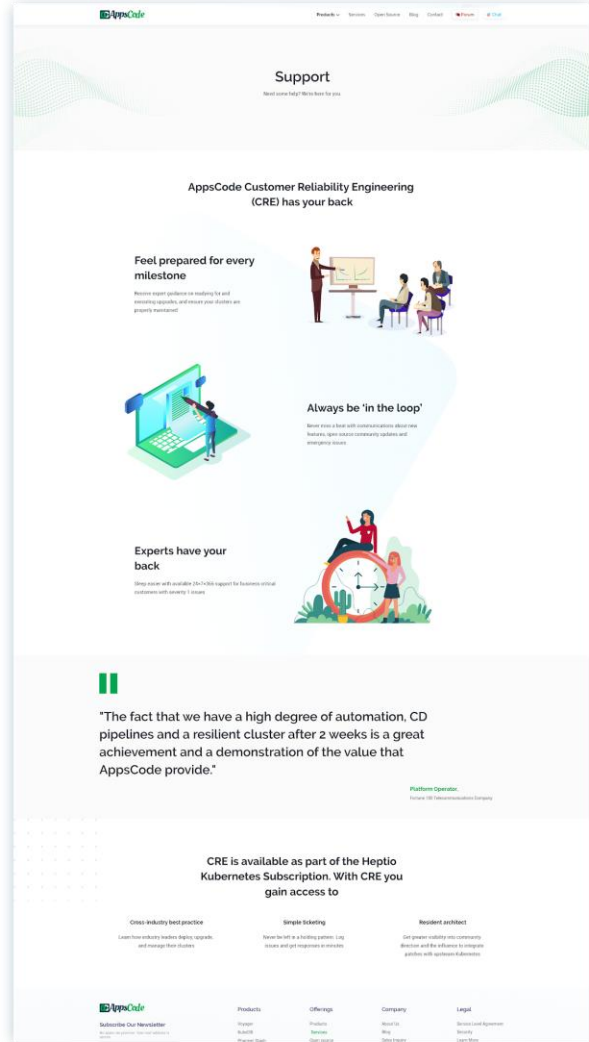
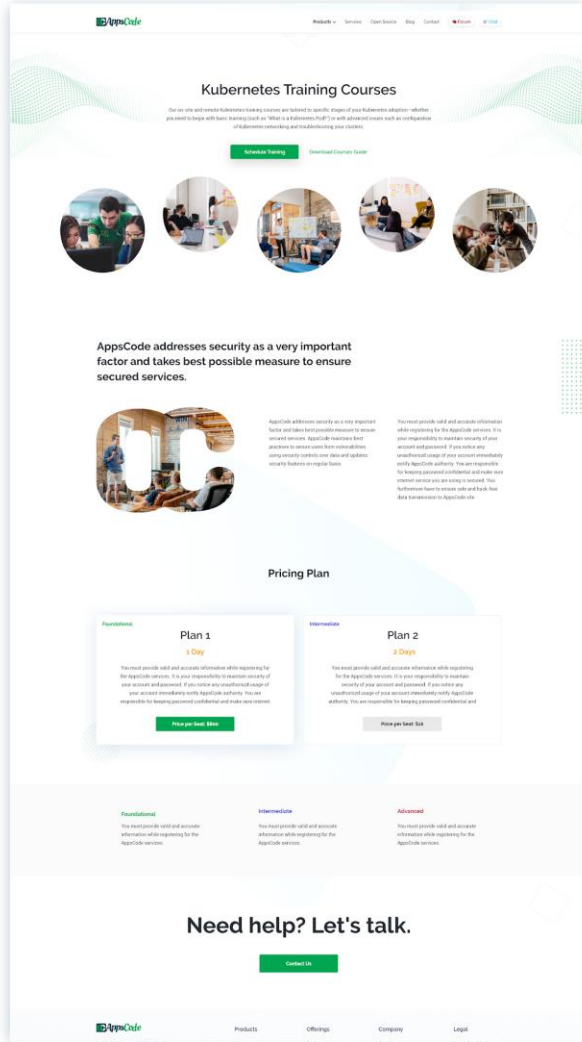


Figure 3.1.3: Training & Support page

ByteBuilders Website

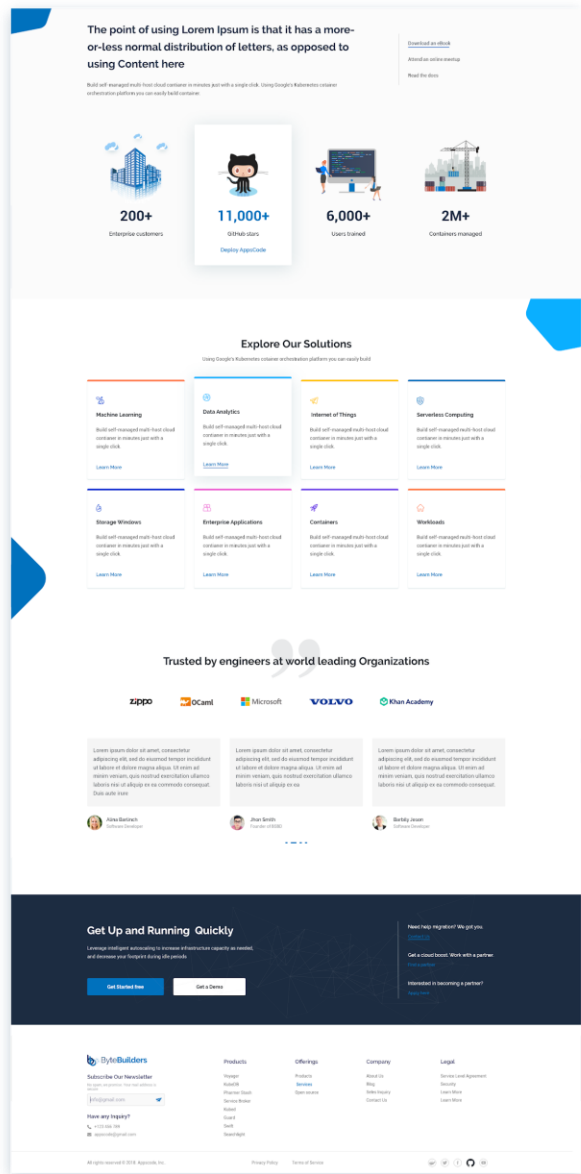
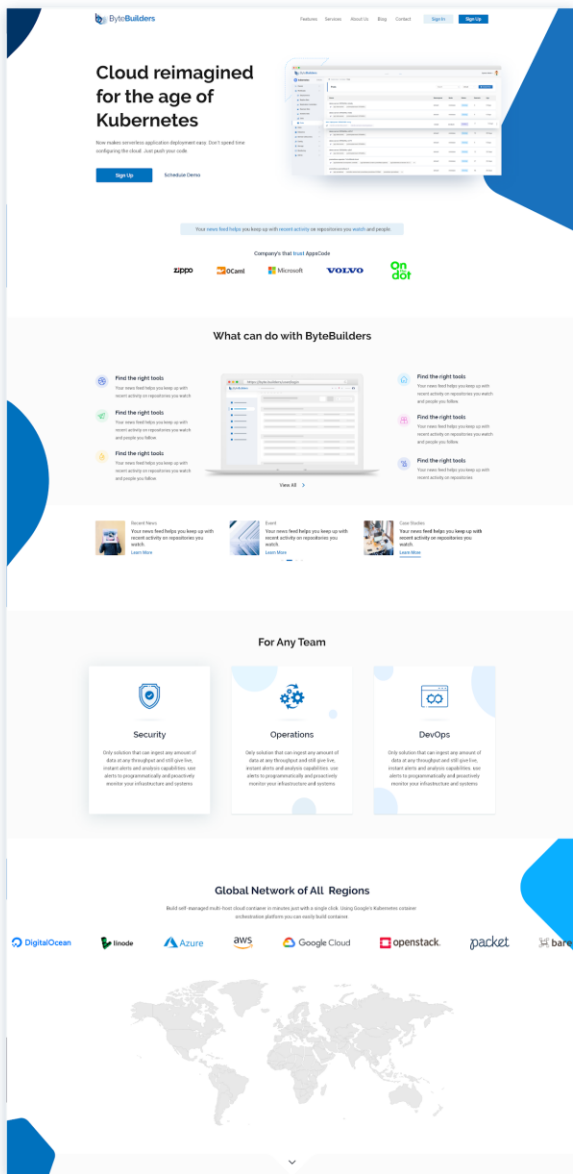


Figure 3.1.4: ByteBuilders

ByteBuilders Dashboard

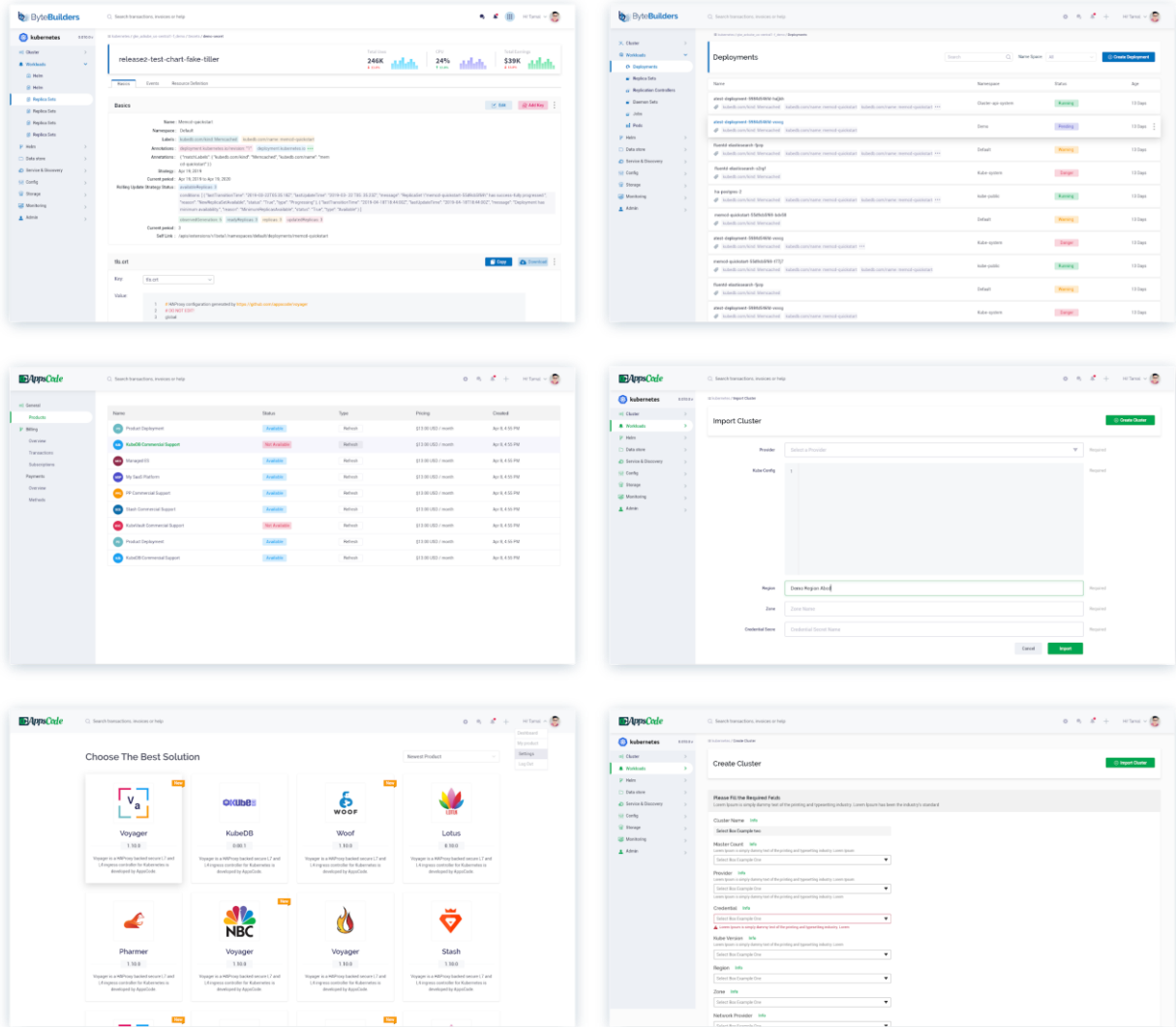


Figure 3.1.5: ByteBuilders Dashboard

ByteBuilders Marketplace

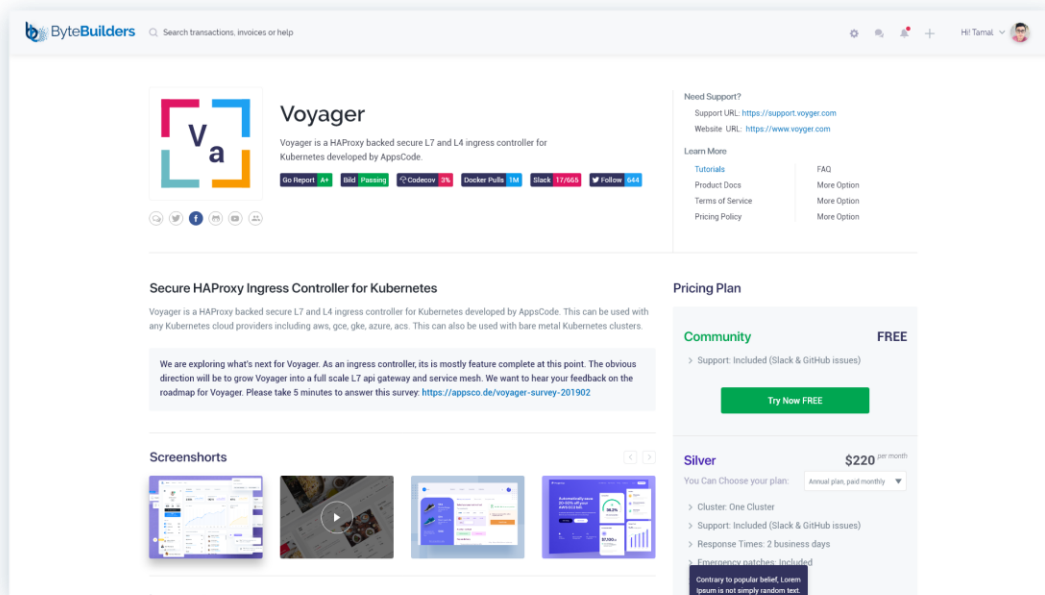
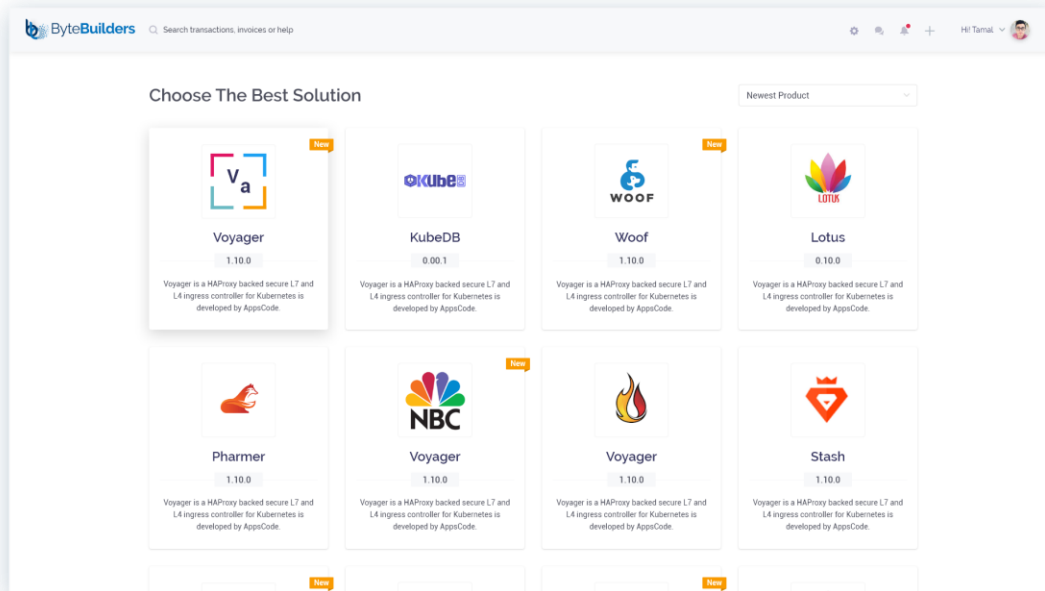


Figure 3.1.6: ByteBuilders Marketplace

During this Internship I have also designed some project for my portfolio.

IOS App Designs

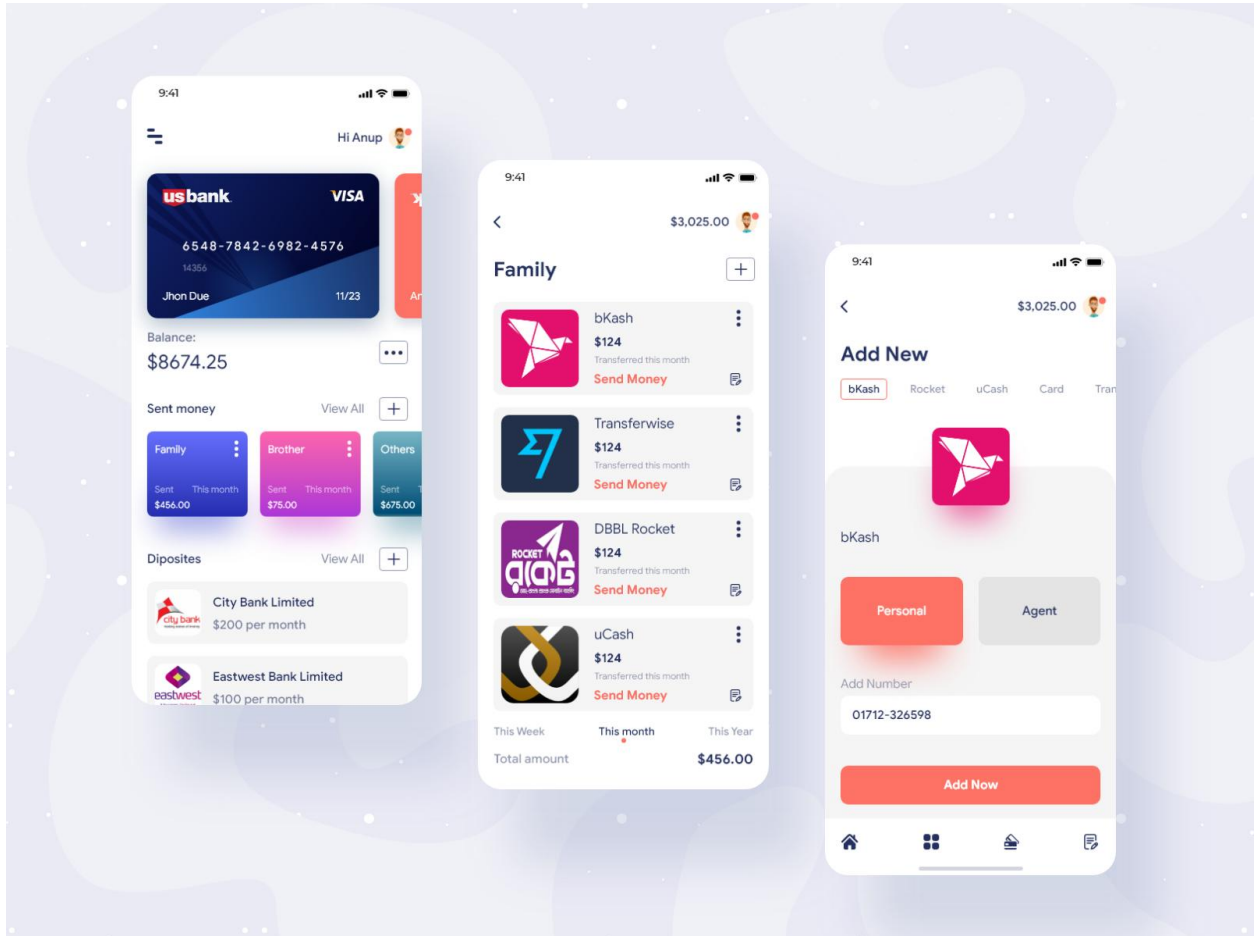


Figure 3.1.7: Expenses Manager App Concept

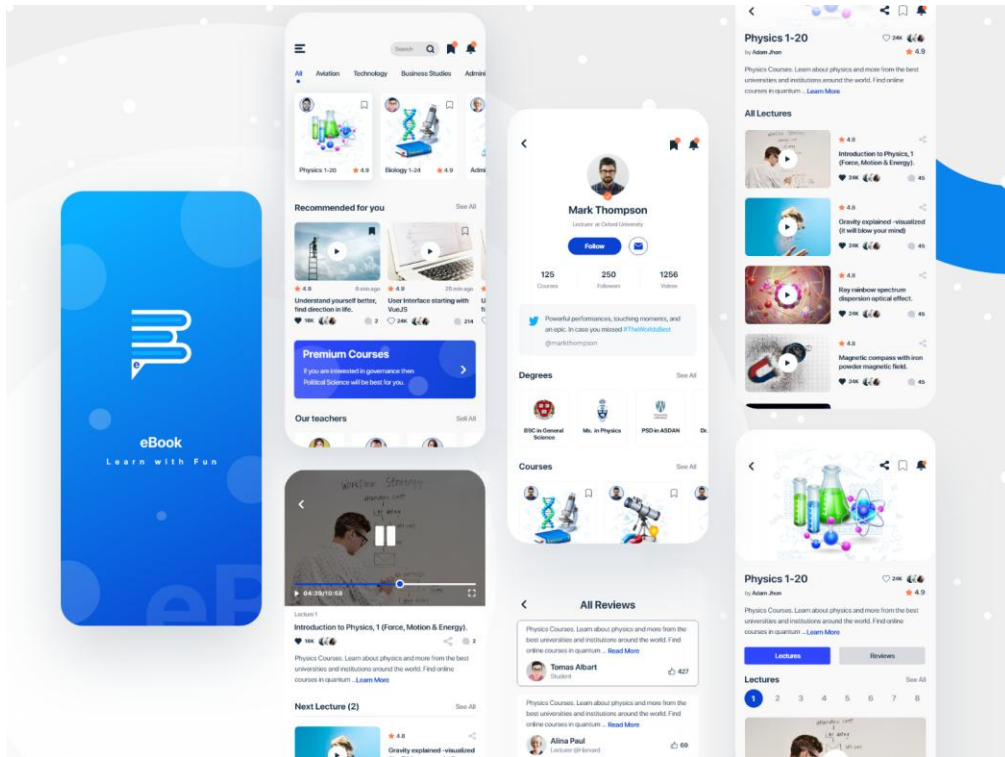


Figure 3.1.8: eBook Mobile App. (Learn with Fun)

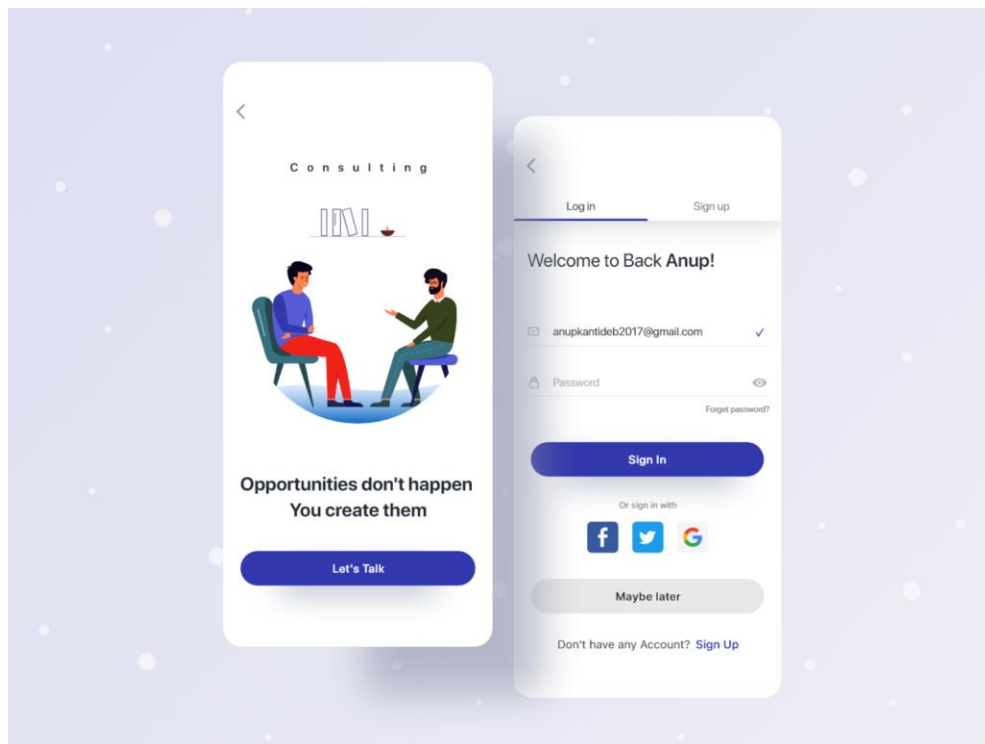


Figure 3.1.9: Consulting Firm Sign in Interface

Website Designs

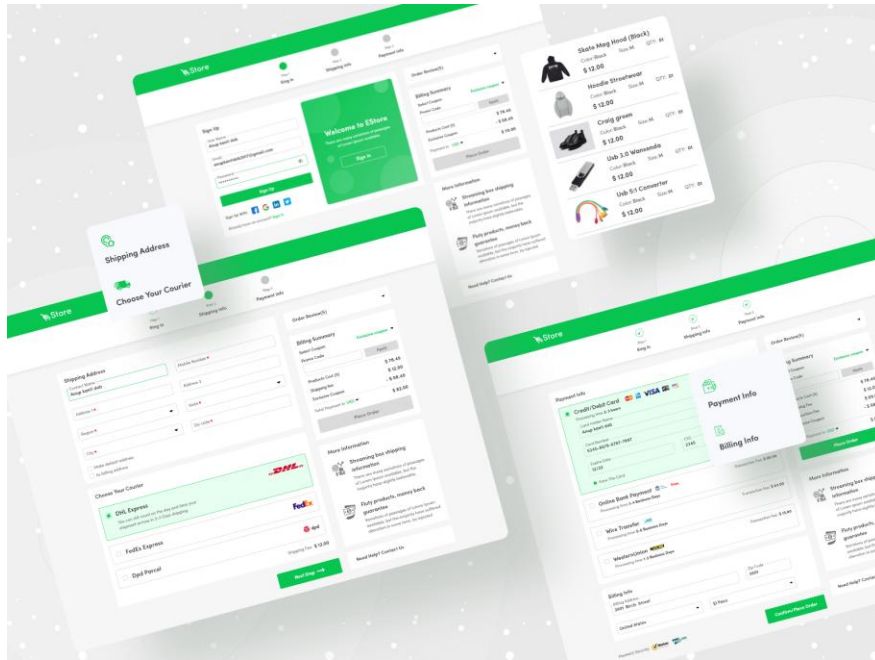


Figure 3.1.10: Estore Check Out Process Case study

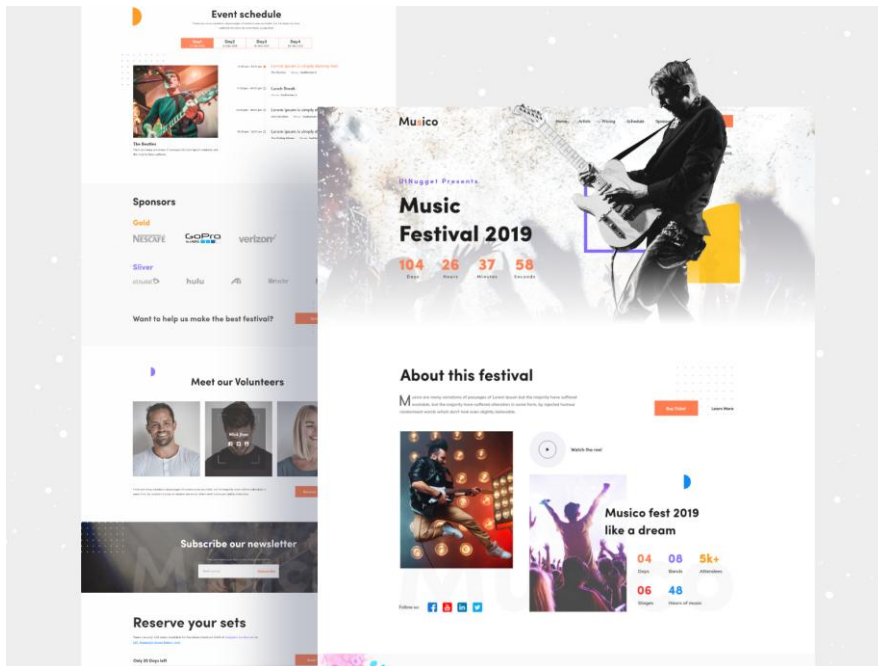


Figure 3.1.11: Musico Event Landing

3.2 Events and activities

- Daily Meeting with CEO.

- User Research.
- Working with Front-end developers.
- Project update.
- Weekly update CO.
- Feedback from Real Users.
- Feedback & Updateign Design.
- Product discuss with developers.
- Monthly meeting and seminars.

3.3 Projects Task and Activities

I have a lot of achievements from AppsCode Ltd. It was a great opportunity to work with AppsCode Ltd team. I have done Many kinds of projects with AppsCode team. As a team player, my work was creating user centered design. Here is some of my project and activities:

Projects

- AppsCode Website Redesign.
- AppsCode Products Website (KubeDB, Stash, KubeVault, Voyager, Guard, Pharmer, Voyager, swift etc).
- ByteBuilders Website Design..
- Dashboard Design..
- Infographic.

Activities

- Daily Meeting with CEO.
- User Research.
- Working with Front-end developers.
- Project update.
- Weekly update CO.
- Feedback from Real Users.
- Feedback & Updateign Design.

- Product discuss with developers.
- Monthly meeting and seminars

3.4 Challenges

UX/UI Design is not a simple take as a result of it comes with plenty of challenges. Every single day one designer ought to face a definite moderately challenge and draw back. But it is a demand of a designer to search out out the best thanks to unravel that draw back with a fruitful result. Therefore on unravel this type of issue and supply nice user experience to shopper net vogue have to be compelled to be patience and meet the challenges warmly. Every net designer ought to have the quality to unravel every draw back and capable of taking challenges.

CHAPTER 4

COMPETENCIES AND SMART PLAN

4.1 Competencies Earned

Online market supported quality and competition thus therefore on understand higher success, you've got to earn competencies. as an example, if anyone provides website internet site|site|computer|computing machine computing device data processor electronic computer|information processing system an online site style but their created web site vogue is not responsive enough or haven't load fast. that means they have not sensible competencies throughout this sector. If you want to hold your position inside the on-line market then you want to need to be compelled to realize high potentiality otherwise you lost your value on the market. And for attained nice competencies one ought to learn some basic and advanced level work that brings them success. And for doing thus one ought to work flat out as a results of as we've got an inclination to any or all apprehend diligence can be a key to any in history.

4.2 Smart Plan

- 1) Learn / R&D for UI/UX style on each Web and Mobile Platform
- 2) Hands on style for industrial and In-House comes
- 3) Communicate with team for Project necessities
- 4) Learn to figure with new platforms
- 5) Assist in human activity with shopper as and once necessary.

In order to sustain within the market or gain success in data processor carrier, one has got to build those higher than mention good arrange instantly when they're interring into this carrier. The maximum amount together ready to increase their ability to build good arrange and success of fulfilling those plans as shortly as they gain success.

4.3 Reflection

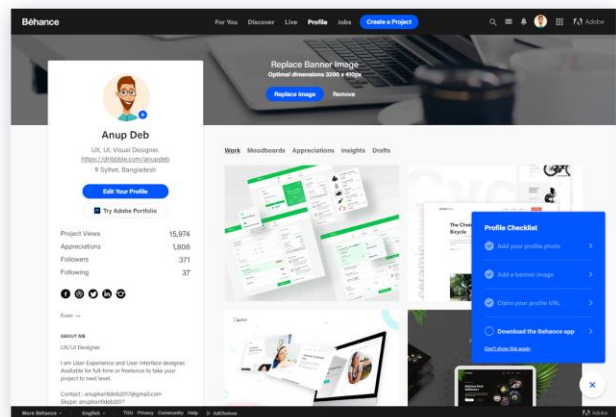
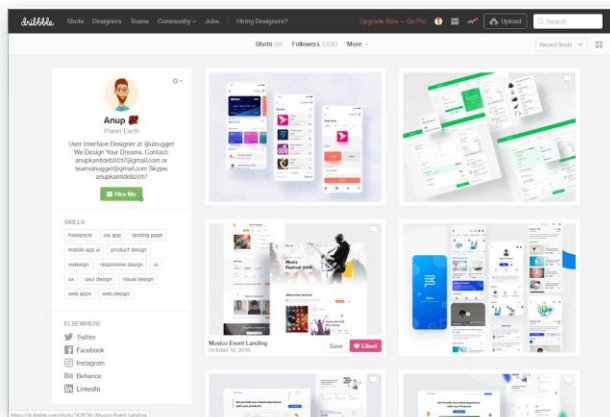
My duty is to make an ideal, inventive and skilled web-based portfolio for the aim of making a mirrored image of my work, determination and stranded. My well arranges portfolio could be a showcase of my inventive work and another key to my success.

On the opposite hand, if wish to figure on the high-quality platform as a freelancer one should have need portfolio that is that the reflection of his work. each UI/UX designer has demand of a web portfolios. It helps to indicate your best add front of your shopper that modify them to decide your advantage. Most of the shopper terribly 1st take care of a curated portfolio reflection so as to decide is that the person is appropriate for work or not.

My UI/UX Design portfolio-

Dribbble: <https://dribbble.com/anupdeb>

Behance: <https://www.behance.net/anupdeb>



CHAPTER 5

CONCLUSION AND FUTURE CARRIER

5.1 Discussion and Conclusion

From that post, I will be able to gain loads of experience which will be really helpful in my future works. I'll be able to turn out loads of project on a subject of electronic computer Associate in Nursing mobile apps vogue it in a passing winning manner. Overall, I might wish to American statention that this billet is very helpful for my UI/UX style carrier that build me thriving everywhere. I even have learned loads of useful and potential implement that after additional facilitate American state to do and do add a software-based company. each expertise I collect sort the billet will certain as shooting be benefited American state in my on the brink of the future.

5.2 Scope for Future Career

Finding a good job is also a real challenge, significantly if I even have no experience. however a triple-crown place like this might facilitate state to be knowledgeable and collectively facilitate state to hunt out smart career opportunities. Therefore it's going to be an honest place for my future.

Although user experience has not been the focus of the emerging internet of things, still it has defined the level of interactions for websites and applications. There has been a shift in its importance too as designers and developers are placing user experience at the focal point for their decisions. It will be interesting to see the growth of user experience as a field, revamp of our classic tools. To make user experience amazing, every person associated with the project has to be on board. UX design now and in the future will begin from the moment a project is started till the time of its launch and even post it with testing and improving. Users when flooded with apps of similar nature often choose the ones which are easy to use and give a delightful experience. UX design now and in the future will begin from the moment a project is started till the time of its launch and even post it with testing and improving

REFERENCES

1. Product and Market Available at <<<https://www.interaction-design.org/literature/article/how-to-change-your-career-from-marketing-to-ux-design>>> last accessed on 5 Oct 2019, 11:30 pm
2. Target Group and Audience Available at <<<https://blog.catmedia.com/designing-for-a-target-audience>>> last accessed on 25 Oct 2019, 3:00 pm
3. Company Detail Available at <<<https://appscode.com>>> last accessed on 12 Oct 2019, 4: 57 pm
4. Figure 1.1.1: Understanding user experience Available at <<<https://www.interaction-design.org/literature/article/trust-building-the-bridge-to-our-users>>> last accessed on 12 Oct 2019, 4: 57 pm
5. Figure 2.2.1: Product and Market Situation Available at <<<https://i.pinimg.com/236x/05/3d/b0/053db0bbd90807334880342445de0993--marketing-innovation-ux-design.jpg>>> last accessed on 12 Oct 2019, 4: 57 pm

APPENDIX A: Internship Reflection

Basically, two choices area unit offered for BCC demand among them one is situation and another is figure on a project. I like situation because it offers me nice and excellent idea regarding the job market and our country work vogue. At identical time situation is best as a result of i feel it is a nice choice for anyone to find out expertness.

As for my situation, I prefer AppsCode attributable to their market price and name. Their included service is said to my attention-grabbing topic in an exceedingly massive method. because the AppsCode is associate intern and my want to make an expert portfolio then this situation can bring nice benefit to my success carrier. It offers American state enough opportunities for my future profession.

UI/UX Design essentially introduces a web-based portfolio. I think that these portfolios can be ready to translate into the skilled field so as to know my talent in web site and Mobile Apps style. This conjointly makes Maine ready to showcase my work expertise everywhere the world through this web-based portfolio.

I believe that direct from here I am ready to work on the skilled project with my purchasers. Behind everything, I feel the honour to figure with the team member and feel lucky to gain such chance.

LIVE PREVIEW

1. AppsCode Website: <https://appscode.com/>
2. Bytebuilders Website: <https://byte.builders/>
3. Bytebuilders Dashboard: <https://marketplace.byte.builders/>
4. Figure 3.1.6: Expenses Manager App Concept <https://dribbble.com/shots/7816465-Expenses-Manager-App-Concept>
5. Figure 3.1.8: eBook Mobile App. (Learn with Fun) <https://dribbble.com/shots/7403751-eBook-Mobile-App-Learn-with-Fun>
6. Figure 3.1.9: Consulting Firm Sign in Interface <https://dribbble.com/shots/6743974->

[Consulting-Firm-Sign-in-Interface](#)

7. Figure 3.1.10: Estore Check Out Process Case study <https://dribbble.com/shots/7666433-Estore-Check-Out-Process-Case-study>
8. Figure 3.1.11: Musico Event Landing <https://dribbble.com/shots/7429741-Musico-Event-Landing>

ABOUT THE COMPANY

AppsCode Ltd. is a subsidiary company of AppsCode Ltd. USA. An Integrated platform for collaborative coding, testing & deploying containerized apps. Their mission is to accelerate the transition to containers by building a Kubernetes-native Cloud. You can Deploy, manage, upgrade Kubernetes on any cloud. It has automate deployment, scaling, and management of containerized applications in cloud. Dev/Organization Team Can using ByteBuilder's innovative Kubernetes Dashboard to make Kubernetes accessible any member.

In minutes with just a few steps to create self-managed multi-node Kubernetes clusters for Global Cloud. Easily take advantage of the global infrastructure footprint of the cloud providers, like AWS, Azure, Google Cloud, DigitalOcean, Linode and others.

Corporate HQ AppsCode Inc.

1560 164TH Ave Apt 40,
San Leandro, CA 94578,
USA Phone: +1(650)241-8486
Email: support@appscode.com

Dhaka Office AppsCode Ltd..

Flat A2, House 4, Rd 10, Sector 10,
Uttara, Dhaka-1230, Bangladesh
Phone: +880 1720-171904
Email: support@appscode.com

Turnitin Originality Report

Processed on: 2019年11月28日 12:28 +06

ID: 1223181205

Word Count: 2795

Submitted: 1

Similarity Index

16%

Similarity by Source

Internet Sources: N/A
Publications: N/A
Student Papers: 16%

Internship By Anup Dev

4% match (student papers from 01-Aug-2019)

[Submitted to Daffodil International University on 2019-08-01](#)

3% match (student papers from 03-Apr-2019)

[Submitted to Daffodil International University on 2019-04-03](#)

2% match (student papers from 02-Aug-2019)

[Submitted to Daffodil International University on 2019-08-02](#)

2% match (student papers from 01-Aug-2019)

[Submitted to Daffodil International University on 2019-08-01](#)

1% match (student papers from 09-Jun-2019)

[Submitted to University of Newcastle on 2019-06-09](#)

1% match (student papers from 06-Nov-2017)

[Submitted to Napier University on 2017-11-06](#)

1% match (student papers from 27-Jun-2018)

[Submitted to Myanmar Imperial College on 2018-06-27](#)

1% match (student papers from 04-Apr-2019)

[Submitted to University of Portsmouth on 2019-04-04](#)

< 1% match (student papers from 24-Apr-2017)

[Submitted to Manchester Metropolitan University on 2017-04-24](#)

< 1% match (student papers from 02-Feb-2019)

[Submitted to Middlesex University on 2019-02-02](#)

< 1% match (student papers from 01-Apr-2019)

[Submitted to Daffodil International University on 2019-04-01](#)

< 1% match (student papers from 29-Apr-2019)

[Submitted to University of Warwick on 2019-04-29](#)

< 1% match (student papers from 05-Apr-2018)

[Submitted to Daffodil International University on 2018-04-05](#)