

**ONLINE BUSINESS LISTING AND COMPLETE ECOMMERCE  
SOLUTION FOR LOCAL BUSINESSES.**

BY  
**MD. AKIB ZAVED**  
**ID: 163-15-8285**

This Report Presented in Partial Fulfillment of the Requirements for the  
Degree of Bachelor of Science in Computer Science and Engineering

Supervised By  
**Shaon Bhatta Shuvo**  
Senior Lecturer  
Department of Computer Science and Engineering  
Daffodil International University



**DAFFODIL INTERNATIONAL UNIVERSITY**  
**DHAKA, BANGLADESH**  
**DECEMBER 2019**

## **APPROVAL**

This Project/internship titled “**Online business listing and complete e-commerce solution for local businesses**”, submitted by Md. Akib Zaved, ID No: 163-15-8285 to the Department of Computer Science and Engineering, Daffodil International University has been accepted as satisfactory for the partial fulfillment of the requirements for the degree of B.Sc. in Computer Science and Engineering and approved as to its style and contents. The presentation has been held on 05-12-2019.


### **BOARD OF EXAMINERS**



**Dr. Syed Akhter Hossain**  
**Professor and Head**

Department of Computer Science and Engineering  
Faculty of Science & Information Technology  
Daffodil International University

**Chairman**



**Nazmun Nessa Moon**  
**Assistant Professor**

Department of Computer Science and Engineering  
Faculty of Science & Information Technology  
Daffodil International University


**Internal Examiner**



**Gazi Zahirul Islam**  
**Assistant Professor**

Department of Computer Science and Engineering  
Faculty of Science & Information Technology  
Daffodil International University

**Internal Examiner**



**Dr. Mohammad Shorif Uddin**  
**Professor**

Department of Computer Science and Engineering  
Jahangirnagar University

**External Examiner**

## DECLARATION

Whereby declare that, the work presented in this project paper based on development project is done by us under the supervision of **Shaon Bhatta Shuvo, Senior Lecturer** of Department of Computer Science and Engineering, Daffodil International University, in partial fulfillment of the requirements for the degree of Bachelor of Science in Computer Science and Engineering. We are declaring this report is my original work. We confirm that neither this report nor any portion has been submitted elsewhere for any degree award.

**Supervised by:**



**Shaon Bhatta Shuvo**  
Senior Lecturer  
Department of Computer Science and Engineering  
Daffodil International University

**Submitted by:**



**Md. Akib Zaved**  
ID: 163-15-8285  
Department of Computer Science and Engineering  
Daffodil International University

## ACKNOWLEDGEMENT

Firstly, I express our deep gratitude to the Almighty for His divine blessings and kindness that bestowed upon us. We would like to express sincere appreciation to those who supported and encouraged us to complete the work successfully. We are very grateful to our supervisor **Shaon Bhatta Shuvo, Senior Lecturer**, Computer Science and Engineering Department, Daffodil International University. We are impressed by the deep knowledge and interest of our supervisor that turned our work into a better manuscript for presentation. We are also glad to receive the directions and guidelines from Professor **Syed Akhter Hossain**, Head of Computer Science and Engineering Department, Daffodil International University. At last, we would like express our profound gratitude to our beloved parents who always supported and encouraged us throughout our whole life.

## **ABSTRACT**

In our society, local businesses are run their business in their areas. They don't have any opportunity to reach that customer whose belongs to outside of the city. That's why local businesses can are not sell their products to them. Also, as a customer point of view – when customer goes to the new area they will be confused how many businesses are there on that area. Also, they cannot filtered those companies by their business type, product type etc. What if, there is a platform available for all businesses and customers which can help both of them to find the right company and the product also. So this project is all about to solve those issues and make a best businesses listing with ecommerce functionality where businesses can open their own website on this platform and also can upload their products so can customer come on the website and choose a company according to their needs and purchase the product which they really wants to. For this, local businesses can sell their products to huge number of customers whose belongs to other city and customers are also find the best company for his/her need.

## CONTENTS TABLE

<b>CONTENTS</b>	<b>PAGE</b>
Board of Examiners	(i)
Proposition	(ii)
Acknowledgement	(iii)
Abstract	(iv)
<b>CHAPTER-1: INTRODUCTION</b>	<b>1-3</b>
1.1 Introduction	1
1.2 Motivation	1
1.3 Objective	1
1.4 Expected Outcome	2
1.5 Report Layout	3
<b>CHAPTER-2: BACKGROUND</b>	<b>4-8</b>
2.1 Introduction	4
2.2 Related Works	4
2.3 Comparative Studies	7
2.4 Scope of the problem	7
2.5 Challenges	8
<b>CHAPTER-3: REQUEIRMENT SPECIFICATION</b>	<b>9-18</b>
3.1 Business Process Modeling	9
3.2 Requirement Collection and Analysis	11
3.3 Use Case Modeling & Description	14
3.4 Logical Data Model	17
3.5 Design Requirements	18
<b>CHAPTER-4: DESIGN SPECIFICATION</b>	<b>19-24</b>
4.1 Front end Design	19
4.2 Back end Design	20
4.3 Interaction Design and UX	24
4.4 Implementation Requirements	24

<b>CHAPTER 5: IMPLEMENTATION AND TESTING</b>	<b>26-37</b>
5.1 Implementation of Database	26
5.2 Implementation of Front-end Design	26
5.3 Implementation of Interactions	36
5.4 Testing Implementation	37
5.5 Test Results and Reports	37
<b>CHAPTER 6: CONCLUSION AND FUTURE SCOPE</b>	<b>38-38</b>
6.1 Discussion and Conclusion	38
6.2 Scope for Further Developments	38
<b>REFERENCES</b>	<b>39</b>

## **FIGURES LIST**

<b>FIGURES</b>	<b>PAGENO</b>
Figure 2.1: Shopify UI design.	5
Figure 2.2: Shopify account login system.	5
Figure 2.3: Font-end design for Amazon.com	6
Figure 2.4: Start the business for Amazon.com	7
Figure 3.1: Business process model for Bebosha.com	10
Figure 3.2: Use case of Business directory and E-commerce	16
Figure 4.1: User admin panel	21
Figure 4.2: Administration dashboard	22
Figure 4.3: Administration Total Products	22
Figure 4.4: Administration Total Recent Orders	23
Figure 4.5: Administration add categories	23
Figure 4.6: Administration add product edit form	23
Figure 5.1: Front-end design for Beboshabd.com html code	26
Figure 5.1: Front-end design for Beboshabd.com	27
Figure 5.2: Front-end design for product view	28
Figure 5.3: Beboshabd.com product details	29
Figure 5.4: All product view	30
Figure 5.5: Beboshabd.com site buyer registration form	31
Figure 5.6: Beboshabd.com site seller/company registration form	31
Figure 5.6: Bebosha.com site seller/company registration form	32
Figure 5.7: HTML code for Registration form	33
Figure 5.8: Buyer and seller create account design	33
Figure 5.9: Product rating details/code	34
Figure 5.10: Product cart and buy design	35
Figure 5.11: Buyer and seller communication system	36



## **TABLE**

<b>NUMBER</b>	<b>PAGE NO</b>
Table 3.1: Description of use Case of working with Business directory and E-Commerce	14
Table 3.1: Description of use case of working with Business directory and E-Commerce	16

# **CHAPTER-1**

## **INTRODUCTION**

### **1.1 Introduction**

Online business listing & complete e-commerce for local buusiness is a online website software. This web portal name is “**Bebosha.com**”. This is virtual market place for all buyer and seller. It is a online selling site. This website is work for company product sell and customer product purchase and any company is creating their account then company is automatically creating their personal company’s website. In this web portal any user can register themselves either as buyer and seller. Then Seller is automatically create administration account then your account is controlled. The Web portal will act as a 3rd party when the seller will sell and the buyer will buy the product.

### **1.2 Motivation**

Online shopping practices for shopping and other purposes are increasing rapidly to increase mobile and Internet usage. Owners of online stores are always interested in learning how to increase shoppers on their ecommerce sites and how to increase conversion rates to earn more. If you've read online tips for increasing ecommerce performance or increasing online sales, you've noticed that everyone recommends a thorough study of the target audience for specific ecommerce goals in online business. During the research of the target audience, very few or any team is emphasizing the motivations behind shopping or shopping motives, and very few people are trying to learn the different types of ecommerce shoppers and their buying behaviors in ecommerce stores. So, we've taken the challenge to create some deep insights into the issue. Gather small and big company with their all products in a platform. Customer can filter by choice & location to find best company with best product or business. Companies promote their promotional offers to customer easily & directly. The company will able to evaluate the position and the buyers will be able to take the decision that the company and product will be selected.

### **1.3 Objective**

1. Our Business Directory and e-commerce business is a website which lists business.

2. Our Business Directory can be classifying by company, product, location, activity. Business may be either manually operated or through automatic online search software.
3. We are include the company category, product category, company name, company website, address, location(including Google maps) telephone numbers, email, types of service, product name, image, product purchase, product view, contact information, communication system for customer and company that's mean message option, section for user reviews, comments and feedback.

#### **1.4 Expected Outcome**

Customer can be directly involved with the trader and free from fraud or harassment. As a result, companies can also do business well. What we can get from here, let's see:

##### **a) Convenience and Immediacy:**

Now a day people think to shop in online because its immediacy & get's lot of opportunity. People can easily buy any product at any time.

Main or best think is people can buy any product in sort time, advantageous & easily transfer money in the virtual business. Because it's convenience and in a short time they can search any type product which product they are want to buy, in that way people can save their money and time.

##### **b) Product Offer Datasheets:**

Every people should be known about product amount and quality with feature. Respect to all user my website give them to full freedom for buying product or not. It's totally user decision.

##### **c) Attract New Customers:**

In my E-commerce website buyer or seller gets lots of opportunity like, trusted company which have own license, every company full address should be given, and customer are all registered by their NID card.

##### **d) Warranty Information:**

Warranty is the most powerful thing that can make customer happy to product buying. When any customer buys any kind of product, that time customer must be

known about the product feature statement and all kind of information which are product related.

**e) Cost Reduce of Inventory Management:**

In virtual business, suppliers can reduce the charging cost. This feature is control by web based management look at user interface. Circuitously, Operational fund can be saved by customer.

**f) Competency:**

In workable business transaction, online business is an efficient and competency method. Setting up cost is very much low as compare to amplify your business with more brick and galipot address. Few licenses and permits are needed to start-up an online business than the physical store. Save lots of money by using some employees to take operations like, billing customers, managing inventory etc.

### **1.5 Report Layout**

In my project, its have 6 chapter report. Let's see the all:

- First one is about project introduction which is “online business listing and complete e-commerce solution for local business” with the motivation behind this work and objectives, my expected output are also including here.
- Second one is covers the grounding description & few old relevant works with relative's studies & problem of my work.
- Chapter three is principally show on my business details process model and use case design, logical data model with design necessity of this project.
- Chapter four is about design specification of front-end and back-end design, interaction design and UX with my effectuation requirements.
- Chapter five is covers implementation of database, front-end design with The details testing of my project.
- Last one are consists of conclusion and scope for future developments of my project work.

## **CHAPTER-2**

### **BACKGROUND**

#### **2.1 Introduction**

“Beboshabd.com” web portal for product selling and company information system. It’s a buyer and seller virtual market place. Any user can register themselves either as customer and company in his web portal. While someone register in this website they will be take in email with a correct log in code & password to do the online business in virtual market place. Seller gives the sell of their product but needs to login. While selling the product, the seller may add new advertisements or delete exiting ads. The add advertisements must make the owner able to take picture of different parts of the product for the upload. In the ad, the seller provides company address, company category/name, product category/name, number, products details, image upload and contact information. Finally the seller clicks the button post the product.

On the other hand, buyer book the products and also need to login, while cart product, the buyer may pay the carting money by the cash or by credit card. In case of payment by credit card, this must cheek the validity of the card to the bank. In the carting of the product, the buyer search by the category of the product and select the product to see details information of the product. If the buyer likes the product he or she can click the button carting.

#### **2.2 Related Works**

Beboshabd.com is a Business Directory and E-Commerce site. So, some of our website has similarities works with it. Some of the important websites are discussed below:

##### **Online selling Shopify:**

Shopify is a complete virtual market place. Let’s see how start, grow, and manage a business in there.

- Make and edit their shop.
- Product sells in different types of places like, web, mobile, online market places, social media, brick-and-mortar locations and pop up shops.
- Manage all products, inventory, payments, and shipping

Shopify is that market place where people gets lots of opportunity and a free space. Their people can make his own shop and can be buying another and create own shop to start their business. That website give you full freedom, if you have network connection then you can be new business man in their.



Figure 2.1: Shopify UI design.

### Can I use my own domain name with Shopify?

Yes, you can use your own domain name with Shopify. If you have an existing domain name, you can connect it to Shopify from your store's admin. Learn more about connecting an existing domain to a Shopify store.

If you don't have a domain name yet, you can either buy one through Shopify or a third-party provider.

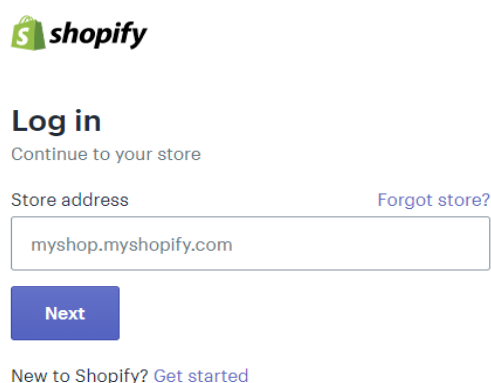


Figure 2.2: Shopify account login system.

### Sell on Amazon:

Amazon.com is an American multinational technology company based in Seattle, Washington that focuses on e-commerce, cloud computing, digital streaming, and artificial intelligence [3].

Amazon is known for its disruption of well-established industries through technological innovation and mass scale. It is the world's largest e-commerce marketplace, AI assistant provider, and cloud computing platform as measured by revenue and market capitalization. Amazon is the largest Internet company by revenue in the world. It is the second largest private employer in the United States and one of the world's most valuable companies. Amazon is the second largest technology company by revenue [3].

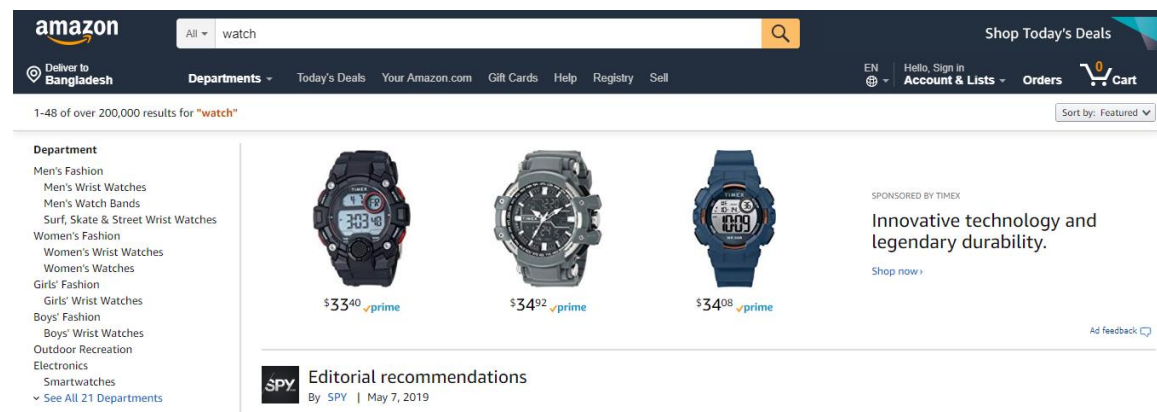


Figure 2.3: Front-end design for amazon.com

Seller login system for amazon.com. More than twenty product categories are open to all sellers, and at least ten more are available only to professional Sellers. With two selling plans, Amazon give you offers the flexibility to sell one, or one thousand. The Professional plan gives you the opportunity to sell an unlimited number of products and pay a \$39.99 monthly subscription fee. Individuals pay no monthly fees, but instead pay \$0.99 per item sold. Both Professionals and Individuals pay other selling fees when an item sells.

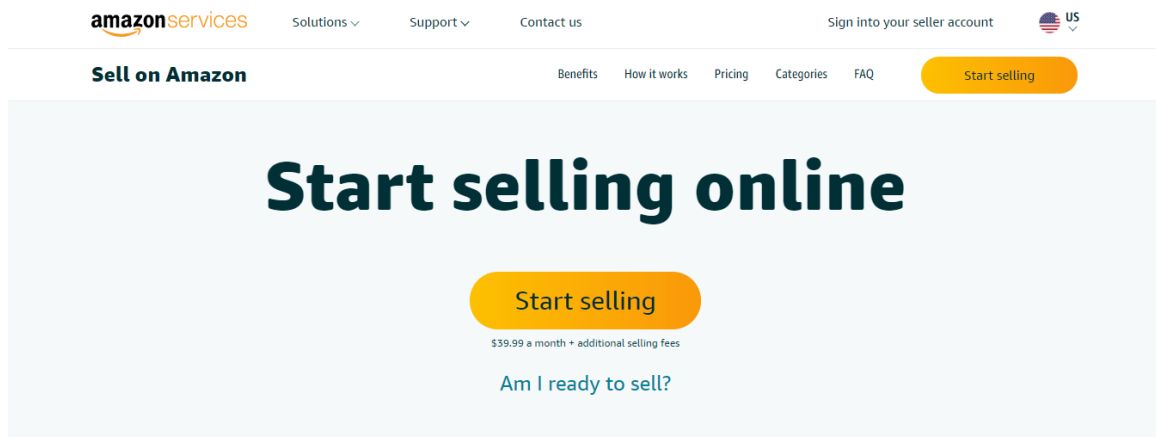


Figure 2.4: Start the business for amazon.com

### 2.3 Comparative Studies

In the days of the Business Directory and e-commerce, a business needed pieces of information to get found: company name, address, and company about us, product name, product details. With a range of search tools at their disposal, the issue for today's consumers isn't finding what they need, it's making a decision about which business and product to choose .

To be successful businesses need to stand out and engage consumers. Digital business listings across maps, apps, social networks, search engines & directories become substantially more effective when businesses move beyond company name, address, and company about us, product name, products details to create complete listings with information such as photos and details.

### 2.4 Scope of the problem

Features are make easy to use and kind of web site, my website has also. Website users should be need to known about the features. Let's check feature in below:

- Company categories, company name, address, about us and product details adding.
- Buyer and seller can communication through message chatting.
- Buyers and sellers can view any seller's account and view the information on the company's website.
- All users must be registered for the website otherwise can't sell and buy the product.



- Each company will create an own website and user admin.
- User easily accesses the website.
- This website is fast loading and performance is high.

## **2.5 Challenges**

I am faced lot of challenge doing this project and i have been able to solved those challenges successfully. Let's see what kind of challenge I am faced :

- User friendly designing and implementing.
- Many e-commerce websites has to our country, but we have created e-commerce site which has been added to the business directory.
- Faced some common challenges like: deadline, quality of code, requirements analysis, efficiency and performance of system.
- When I am collect company information, categories, product and create user account that time I am facing some problem
- It's so hard to manage all information about company & user registration but at last I am overcome this challenge.

## CHAPTER 3

### REQUIREMENT SPECIFICATION

#### 3.1 BPM (Business Process Modeling):

In this modeling you can think about your project, how the project going on future and present. It describes analytical problems of any kind of business or organization. BPM can be change or grow up to take an opportunity for a fresher businessman.

Needed to register user account then see the important data. Database memory in my SQL .When user login then user can see his/her profile.

Users open this website and able to see the product, company information. In the home page user see the product list and product category. If user wants to know about product details user should be click the product and see the details. After doing this, user can see the option of product menu. Then they chose the group of company have to click and see the company profile and company's all products. And then they can see all of information about that website. Buyer and seller can easily communication from our website.

Only user admin can contact the buyer and sheera.co or buyer can contact the seller and administration. If user facing any kind of problem user can contact us with live message, support email, telephone with the administration.

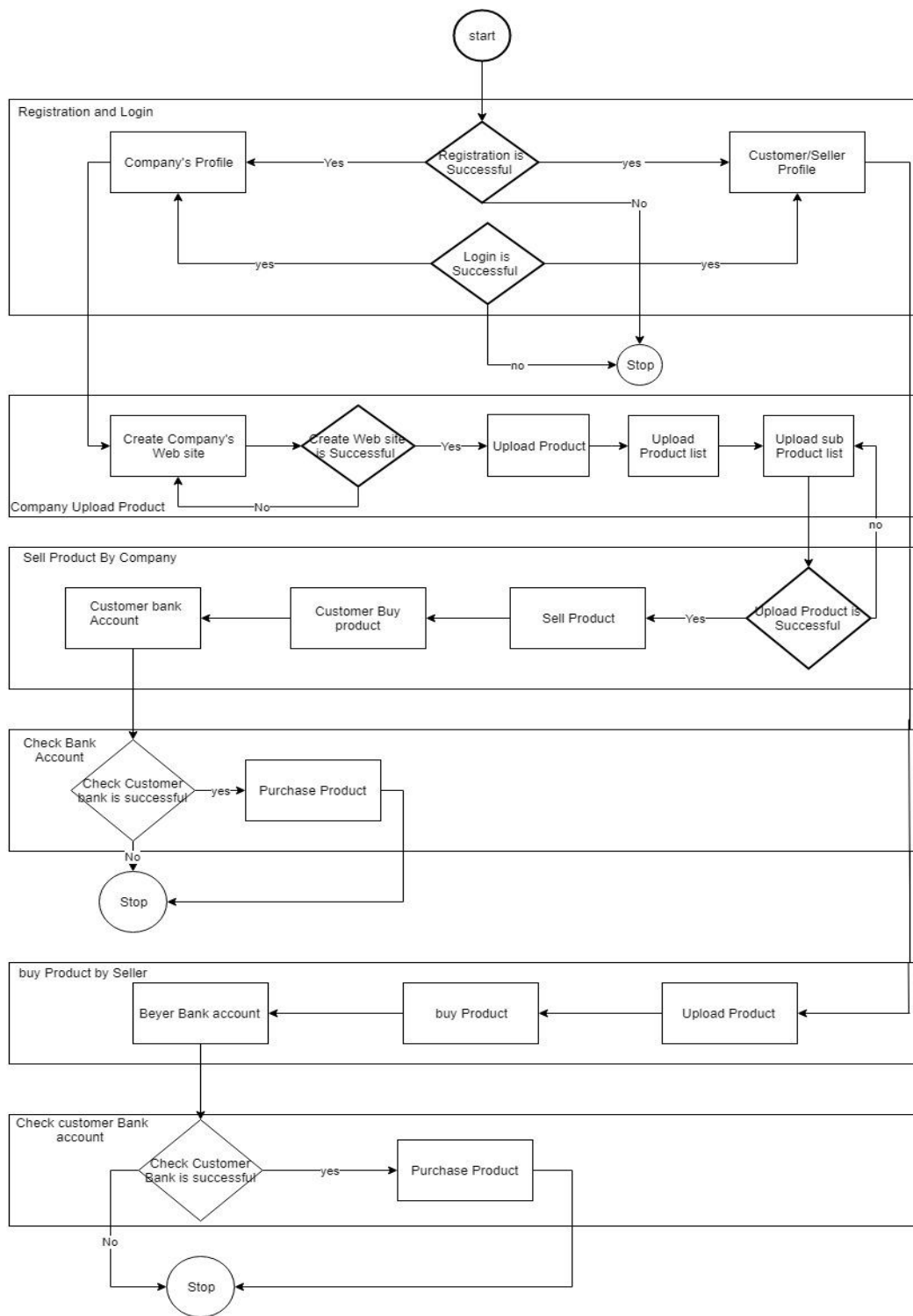


Figure 3.1: BPM of Bebohabd.com

### **3.2 Requirement Collection and Analysis:**

Look around my project I have to decide what type of requirement I have need to use and what type data are need to collect and analysis. Follow the board spectrum and technique understand of requirement which is called requirement engineering. It's the main process in software engineering. Decide the right mechanism to know what the people want, analyzing need, and access probability, individualize the answer unambiguous.

Its have 7 individual steps which are opening, cultivation, specification, interlocution, validation, elicitation and administration.

#### **Requirement:**

There are two type of requirements. It's summarize in below:

- a. Functional requirement.
- b. Non-functional requirement,

#### **3.2.1 Functional requirements:**

**Registration:** User wants to know about the product details then they are should not be registered. If user wants to buy any product then user must be registered. If he/she can submit just E-mail for second time order product then it will not be address but admin must be registered for add or remove some product or manage system.

**Login:** In our login page, user needs to give the right ID & PASSWORD to access this system.

**Changes to Cart:** In product cart user can adding product which are want to buy and also can remove the product which product are customer add to cart but they are not want to buy.

**Payment:** Payment method is the sensitive thing in business. In my website there are various type of method like, hand to hand, mobile banking, ATM card and also online paying system.

**Logout:** When user done all work his/him account they are can easily logout from website.

**Business policy:** Our business policy will be in such a way that a group of company can be linked to our web site. As soon as they login to our site as a seller, a site will be created for their company. Then they can add, delete, and modify themselves. They have to change their own profile. Our web site will be categorized for each product. If a buyer clicks on a product, a list of those specific products will appear. Buyers will then be able to purchase the product of their choice. Even if I search for a product, then all related company will show the product.

**Refund:** We will have a position where buyers will be able to change it within seven days if they do not like it after purchasing a product. If a product does not get the buyer within the specified time, he / she can get full refund.

**Choice button:** If a buyer likes a product after entering our web site but does not have sufficient balance, then there will be a choice button next to the product on our web site, then clicking on it, when the price of that product decreases, then a notification will go to him. Upon notification, the buyer will be able to buy the product of his choice.

**Discount:** We will have a term where there is a monthly or weekly discount system or a discount on each product. So that buyers can buy products very easily.

**User requirements:** Know what user exactly wants and their goal or task is able to perform with product.

**Business rules:** Business has some important rules which are must be followed by the businessman. System corporate policy, GOV regulation, company standard etc.

### **3.2.2 Non-Functional requirements:**

In my website someone wants to search product item list, or seeing all product lists. In that time my website takes very short time for searching any kind of product or item.

**Reliability:** System will work many ways to observe all things. Backup is main think in reliability, in a minute we should check everything which are going on my website. If any changes are found then it should be updated as soon as possible.

**Security:**

All companies / vendors are monitored by our management team so we can track all the records of the products and order as well. If there any issue found according to customer request we have rights to take any kind of action to that company and we also refund full money to customer to give best customer experience and satisfaction.

**Top-list product:** We have to make a choice so that when we enter the e-commerce web site, our web site is on the top list and when entering a product name, our product comes first. For this, the correct name of the product must be entered first so that the product can be identified easily.

**Reduce loading time:** In my website someone wants to search product item list, or seeing all product lists. In that time my website takes very short time for searching any kind of product or item.

The vision and scope document collects the business requirements into a single document that sets the stage for the subsequent development work. It typically contains:

- ✚ Business requirements, which includes background, business opportunity, business objectives, success criteria, customer or market needs and business risks.
- ✚ Includes vision statement major features, assumptions and dependencies which called Vision of the solution.
- ✚ Scope and limitations, which includes scope of initial release, scope of subsequent releases, limitations and exclusions;
- ✚ Business context, which includes stakeholder profiles, operating environment, project priorities.

### **3.3 Use case Modeling and Description:**

In app developing management it's important to show the relationship between system and customer. Use case diagram shown user interaction. Easy to find different kind of user and company categories. Actor in this project is Organization, buyer, seller and website administrator.

Table 3.1: Describe the diagram with Business directory and E-Commerce:

<b>Name of use case</b>	<b>Relation with website work</b>
1. Primary Actor	User
2. Secondary Actor	Website authorization
3. Third Actor	Seller/Customer
4. Pre-condition	Register & log in.
5. Statement	Without login customer can entire that page.
6. Post Condition	All rules are followed by the actor then the actor shall be login and see the product and Group of company and multiple brand. Any user can registered then sell and purchase the product. Gain knowledge about the sheera.co



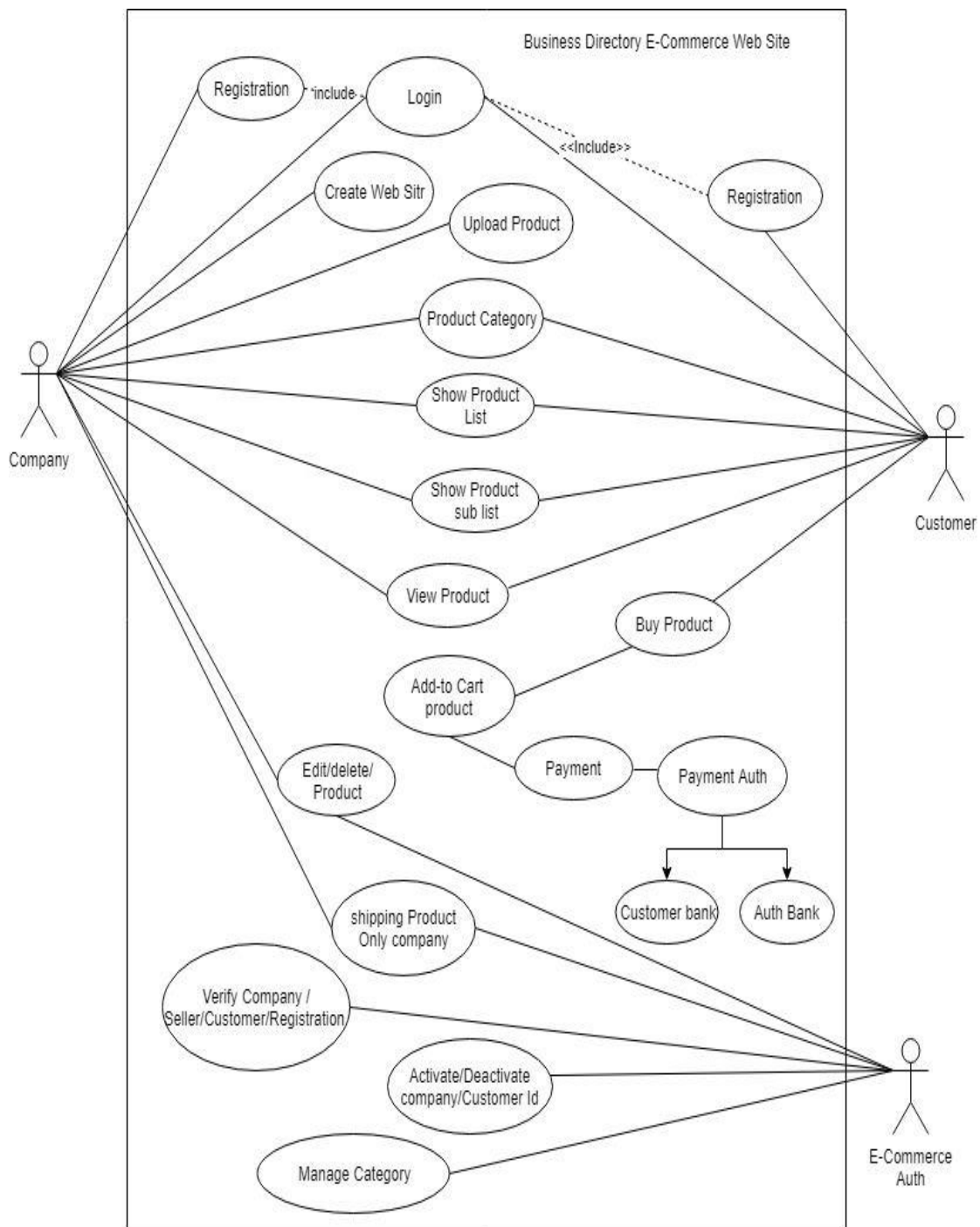


Figure 3.2: Online Business listing and complete solution E-commerce Use case diagram

Table 3.2: Online Business listing and complete solution E-commerce use case diagram

Name (Use Case)	Develop E-Commerce list
1. Primary Actor	Website developer.
2. Secondary Actor	Seller/Customer
3. Third Actor	Authors of E-Commerce
4. Pre-Condition	Developer must be good knowledge about this.
5. Description	Take care of website as like a child .

### 3.4 Design Requirements:

#### User design requirement:

- + “Beboshabd.com” Searching web site.
- + Register in this website.
- + Login with user name, mail, & Pin.
- + Customer can able to see the web site fullform.
- + See the home page.
- + Then able to see by scrolling.
- + Then user can view all products.
- + Any kind of product finding by using searching option.
- + Click the product category will able to show any type of product.
- + Clicking on the company category will bring up the entire company category after choosing any company from there.
- + By the click all products will show all brand products.
- + By clicking menu bar and see all product categories.
- + Clicking “Add” to button then create product list.
- + Click the buy now button then purchase the product.
- + Clicking on the latest product will show all exclusive products.
- + Clicking on the product will show the product details.
- + Users can message between themselves.
- + Reviewing and rating of all products.
- + Color Option: The color option will be given from where the buyer will be able to choose the preferred color and the quantity will be chosen by himself.

#### Contact design requirement:

- Wants to contact, start the messaging.
- User can contact with telephone.
- Also use mail for connect.
- User can use What Sapp, Face book and twitter.

## **CHAPTER 4**

### **DESIGN SPECIFICATION**

#### **4.1 Front end Design:**

- ❖ Log in page.
- ❖ Registration page.
- ❖ Home page.
- ❖ Menu bar.
- ❖ Dropdown button page.
- ❖ Product list.
- ❖ Contact panel.
- ❖ Messaging panel.
- ❖ Reviewing and rating.
- ❖ Add to card and Buy now button.
- ❖ Product image.
- ❖ Image slider.
- ❖ Image color option.
- ❖ Footer section.
- ❖ Product details.
- ❖ Search button.
- ❖ Company banner and image slider.
- ❖ Add banner.
- ❖ Problem solving interface.
- ❖ Mobile & PC version.

My project front-end has designed by HTML, CSS, J-query script and JavaScript

#### **HTML:**

- HTML(Hypertext Markup Language)
- HTML is basically page design. Any type of page is designed with HTML.
- It is possible to design any web with HTML.
- HTML is the main building structure of a web page. The primary function of the website is to do with HTML.

- To work with HTML you need to install sublime text editor.
- The website design with html creates a beautiful environment.
- Any web template is created with HTML.
- The basic structure of the website is created with HTML.

### **CSS:**

- CSS(Cascading Style Sheets)
- Any web site is beautifully designed with CSS. The website is made with it.
- Any website and template can be created using CSS.
- Creating a beautiful environment for web site design using CSS.

### **J-query script:**

Any web site can be dynamic with j-query. This is done by doing mathematical calculation. All kinds of logical tasks are done, starting from the different image slider. J-query makes web page much smoother. Makes things a lot easier. A lot of work can be done at one go.

### **4.2 Back end Design:**

Back-end design is mainly work on how server application and database is works, update and maintain. End-user can't see anything. It should be support the front-end of the application. It's a very important part of a project.

- ❖ Administrator page.
- ❖ Rate ofion.
- ❖ Item listing.
- ❖ UI.
- ❖ Item adding.
- ❖ Delivery Item page.
- ❖ Requesting order page.

I am use various type language and apps to doing this project..

### **Administrator page:**

if they need to update, delete, insert the product, they can do so from the user panel.

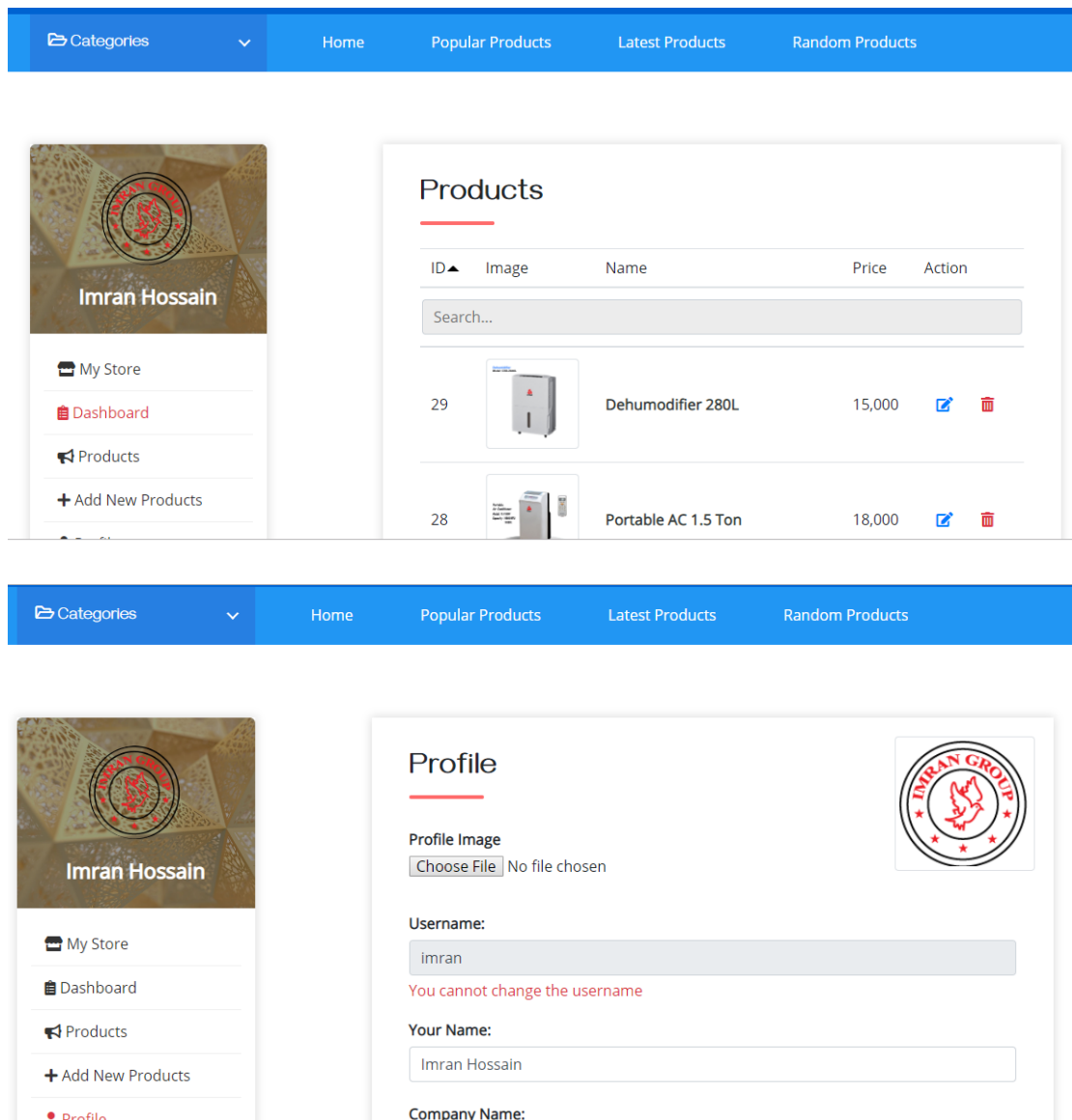


Figure 4.1: Administrator page

**Administration Panel:** Administration panel for the “Bebosha.com” buyer & seller from where the buyer or seller will be able to update their profile. That is, if they need to content for Bebosha.com, update, delete, insert the product, they can do so from the administration panel. Back-end page that only uses Beboshabd.com admin.

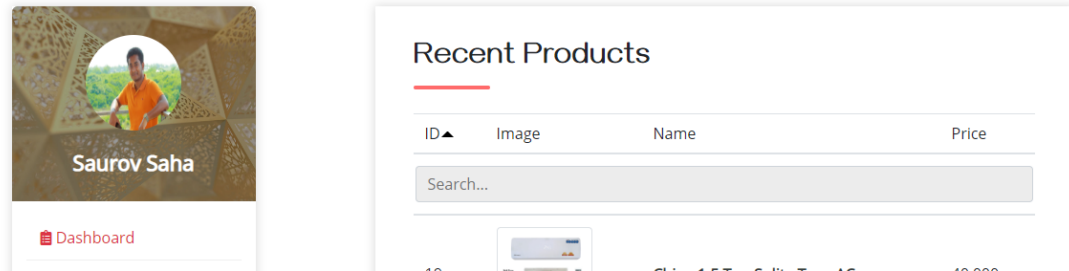
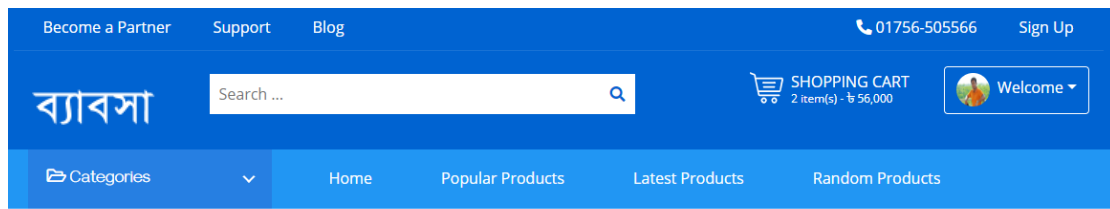


Figure 4.2 Administration dashboard.

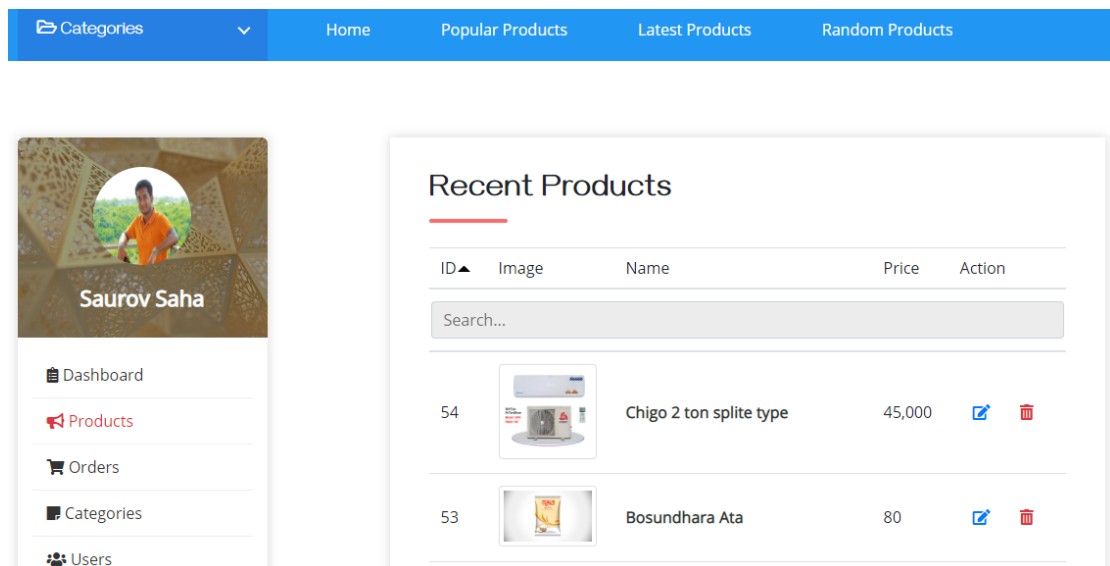


Figure 4.3: Administration Total product

The screenshot shows the administration dashboard for Saurov Saha. The top navigation bar includes 'Categories', 'Home', 'Popular Products', 'Latest Products', and 'Random Products'. The left sidebar contains 'Dashboard', 'Products', 'Orders', 'Categories', and 'Users'. The main content area is titled 'Recent Orders' and displays a table of recent orders.

ID	Products	Price
9	Portable AC 1.5 Ton (2),R-600 Gas (1)	44,000
8	Lion Cement (3),Shoktiman Cement(PCC) (2)	2,270
7	How do i place an order? (5)	6,115
6	Shoktiman Cement(PCC) (5),How do i place an order? (1)	3,523
5	New General (1),LG Dual Inverter 1.5 Ton AC (1)	125,000

Figure 4.4: Administration Recent Orders

The screenshot shows the administration dashboard for Saurov Saha. The top navigation bar includes 'ব্যাবসা' (Babasa), a search bar, 'SHOPPING CART' (2 item(s) - ৳ 56,000), and 'Welcome'. The left sidebar contains 'Dashboard', 'Products', and 'Orders'. The main content area is titled 'All Categories' and features an 'Add New' button and a table for managing categories.

ID	Name	Action
Search...		

Figure 4.5: Administration add categories



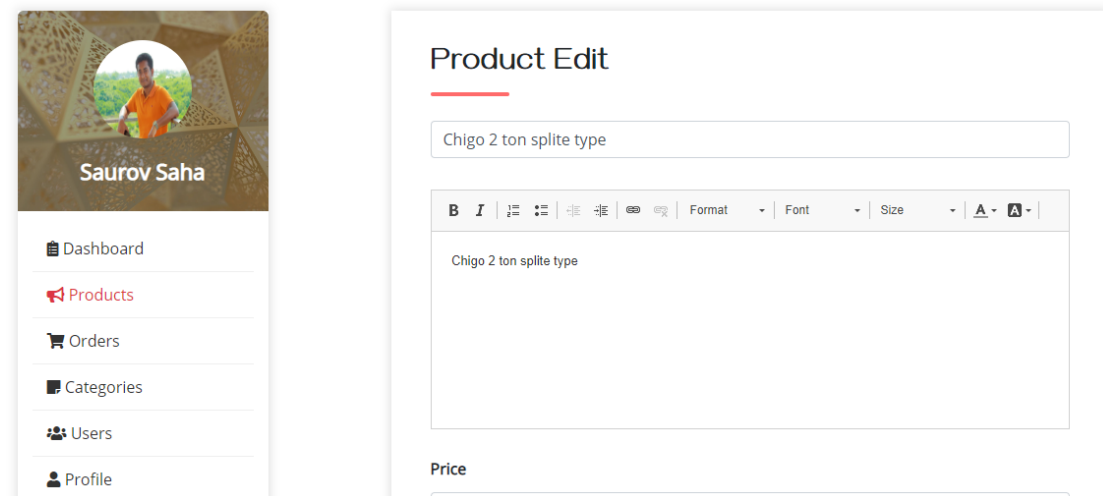


Figure 4.6: Administration add Product edit form

### PHP:

My website is design by PHP. It's a website developing language. Connecting database (mysql) using PHP. PHP language use to make a dynamic and high security website. PHP called for hypertext pre-processor. Logical and stronger website is make by this language.

### 4.3 Design Interaction and UX:

UX design is a important thing and it called giant umbrella of User Experience. It's like a main thing of any business.

Customers are register on this platform, they are available to buying product. When customer chose any product they are also saw which company are posted this product and also saw the company information. If customer wants to more information of product or company, they are availed to live chat of vendor hotlines.

If customer buying more product at a time they are adding all product in cart.

### 4.4 Implementation Requirement:

Reach the final moment I am doing lots of hard working. Dong this project I am using marching language, text editor and various application. Also need to search in online for my own helping to solved my problem and finishes my job.

**Visual Studio Code:**

Visual studio is source code editor that can be used with a variety of programming language. This allows it to operate as a language. Visual studio code can be extended via plug-in available those central repository. This includes additions to the editor and language support. A notable feature is the availability to create extension that add support new language themes, debuggers perform static code analysis. Visual studio code has support for almost every major programming language [10]. Several are included by default for example, JavaScript, Type Script, CSS and HTML-5 but other language extension can be found and download for free form the visual studio code. The Visual Studio Code Editor is the source code editor. It is language editor software where a website is designed using different types of tags. Visual studio code editor is enough to create a website. It supports many types of programming language. This is a platform that uses a fully responsive website. It works as any language editor. It creates an environment in which to do any job beautifully. To create a website, we can use a different text editor [10].

**Adobe Photo Shop:**

Website sketch is designed using adobe Photoshop. The design of the website is created using the various tools of adobe Photoshop. Its unique tools feature is different. Which are used to create user interface designs. It takes the right size of the website. That is, the size of the header, content and footer. Determines Even the height and width of each place is taken.

## CHAPTER 5

### IMPLIMENTATION AND TESTING

#### 5.1 Database Implementation:

I am used database in my website. I am done my website using various code editor. For relational database management system MYSQL is the best for this. MYSQL store data on MYSQL own database server. All tables are creating by using MYSQL database. All type data edit or other to doing this I have to go in my MYSQL database. I am store all type of data in my MYSQL data base. Also save my website data in that data base.

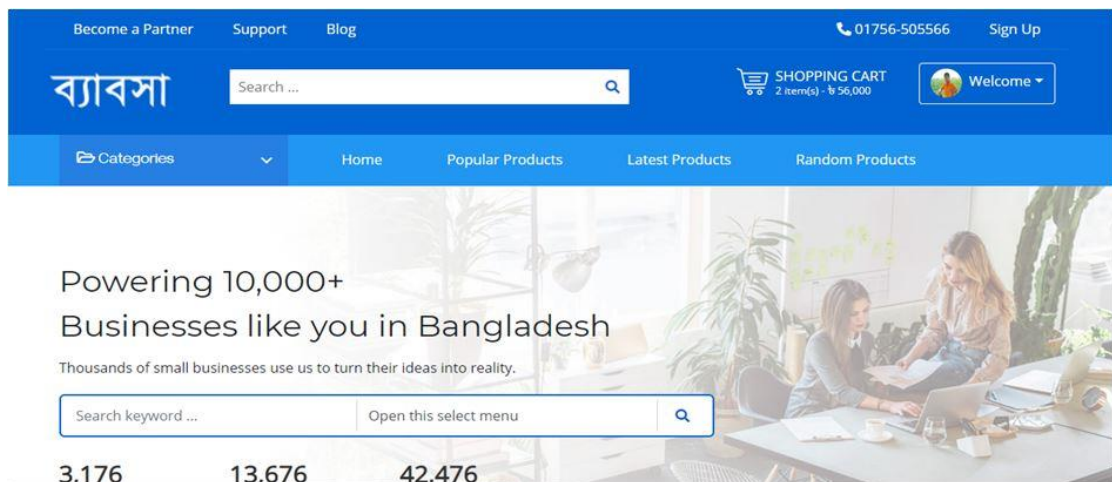
#### 5.2 Implementation of Front end Design:

**Homepage:** When login Beboshabd.com website shall be searching product/saw the product. Website has categories for products. All company categories and manufactured categories. Everyone can see the product of his choice but he cannot buy or sell. They can buy products as long as they account

```
<div class="manu-bg">
  <div class="manu-bar">
    <ul>
      <li><a href="company_pro.html"> <span><i class="fas fa-list-ul"></i></span>Company Catagories</a>
      </li>
      <li><a href=""><span><i class="fas fa-building"></i></span>Product Catagories</a></li>
      <li><a href="allproduct.html"><span><i class="fab fa-product-hunt"></i></span>All Products</a></li>
      <li><a href=""><span><i class="fas fa-plane-arrival"></i></span>Letest Products</a></li>
      <li><a href=""><span><i class="fas fa-mug-hot"></i></span>Hot Products</a></li>
      <li><a href=""><span><i class="fas fa-random"></i></span>Random</a></li>
    </ul>
  </div>
</div>

<div class="content">
  <div class="content-2">
    <div class="left-content">
      <h2>About Us</h2>
    </div>
    <div class="right-content">
      <h2>How it Works?</h2>
    </div>
  </div>
</div>
```

Figure 5.1: Font-end design for Beboshsha.com html code



### Why Choose us?



#### SHEERA Companies

We provides best companies in bangladesh to gives you 100% original products



#### SHEERA Delivery

Most fastest delivery all over the country with our own delivery chain network



#### SHEERA Rates

Enjoy best deals & discounts will gives you more freedom to buy almost anything.

### Featured Companies

	<p><b>Best Electronics Company Ltd</b> Surma Tower, 4th Floor, Doynik Bangla, Dhaka</p>	<a href="#">View</a>
	<p><b>Akij Cement Company Limited</b> Akij Tower, Tejgaon Dhaka</p>	<a href="#">View</a>
	<p><b>Anwar Cement Company Limited</b> Anwar Tower, 4th Floor, Doynik Bangla, Dhaka</p>	<a href="#">View</a>
	<p><b>Hatil</b> Uttara, Plot:04, Road:4, Dhaka</p>	<a href="#">View</a>

### Featured Reviews




	<p>★★★★☆ Lorem ipsum dolor sit amet, consectetur adipiscing elit. Ab animi minima quisquam tempore tenetur.</p> <p><b>Abdur Rahim</b></p>
	<p>★★★★☆ Lorem ipsum dolor sit amet, consectetur adipiscing elit. Ab animi minima quisquam tempore tenetur.</p> <p><b>Abdur Rahim</b></p>
	<p>★★★★☆ Lorem ipsum dolor sit amet, consectetur adipiscing elit. Ab animi minima quisquam tempore tenetur.</p>

Figure 5.1: Font end design for Bebosha.com

**All Product page:** This web page for them when seller registers on the Beboshabd.com website. When created, they can add, delete, and modify products on that page. That is, they have to control their pages.

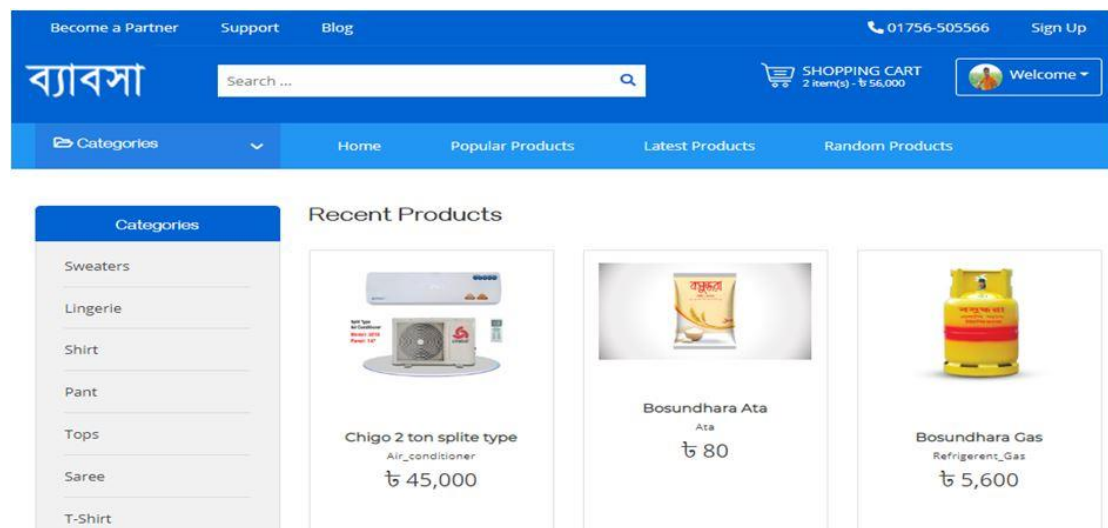
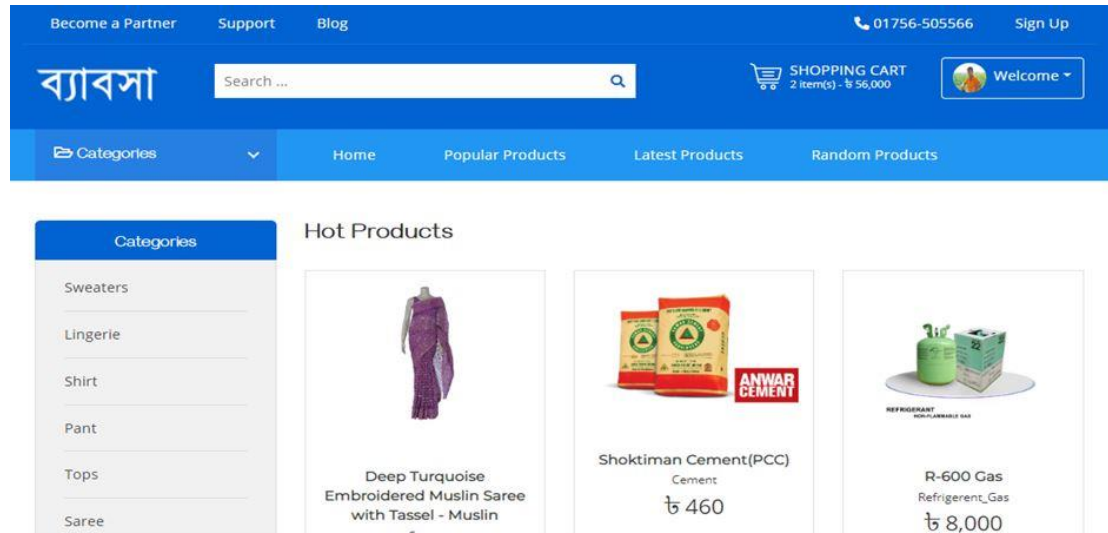


Figure 5.2: Front end design for product view

**Product details:** If anyone wants to buy the product, then click on the product. Clicking on the product will show the details of the product. The customer can monitor all product sites and buy the product of their choice by looking at the product's brand name, product rating and customer.



## Hatil Chair

Chair

₹ 25,000

Add to Cart

HATIL's newly added slim and trendy sofa designs does this job better than anyone else by allowing greater flexibility. Our dining room furniture also addresses this issue very smartly.

```

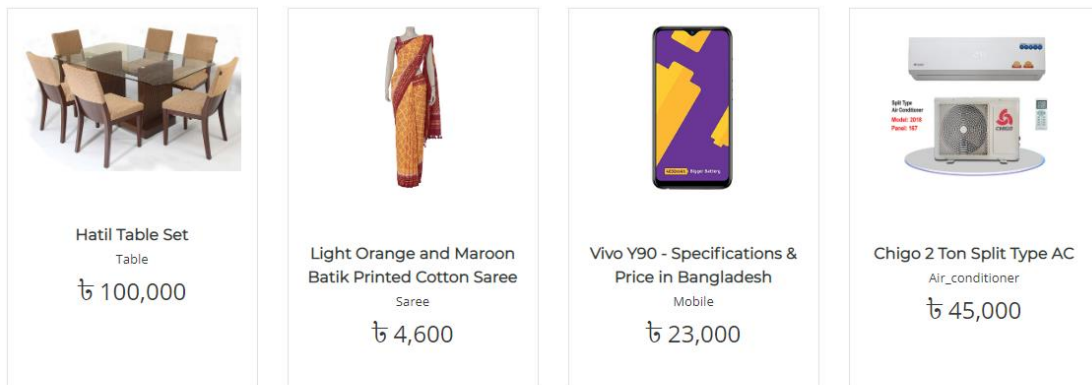
<div class="left-side">
  <div class="wm-zoom-container my-zoom-1">
    <div class="wm-zoom-box">
      
    </div>
  </div>
  <script src="jquery-1.9.1.min.js"></script>
  <script src="jquery.wm-zoom-1.0.min.js"></script>
  <script type="text/javascript">
    $(document).ready(function(){
      $('.my-zoom-1').wMZoom();
      $('.my-zoom-2').wMZoom({
        config : {inner : true}
      });
    });
  </script>
  <div class="modeling">
    <div class="box9"></div>
    <div class="box10"></div>
    <div class="box11"></div>
    <div class="box12"></div>
    <div class="box13"></div>
    <div class="box14"></div>
  </div>

```

Figure 5.3: Beboshabd.com product details

**Related product:** When the buyer clicks on a product, the brand related products of that product will show the following page. So that he can see all the brand products or is interested in buying all kinds of products.

## Related Products



```

<div class="content2">
  <div class="same-brand">
    <h1 class="same_brand">This item is same Brand</h1>
    <a href="">
      <div class="product-img">
        
        <p>Use 50% to create a half page background image. Then use the following background</p>
        <div class="star2">
          <i class="fas fa-star"></i>
          <i class="fas fa-star"></i>
          <i class="fas fa-star"></i>
          <i class="fas fa-star-half-alt"></i>
          <i class="far fa-star"></i>
          <i class="koto-star">34</i>
        </div>
        <p class="price">₳ 2500 - ₳ 3000</p>
      </div>
    </a>
    <a href="">
      <div class="product-img">
        
        <p>Use 50% to create a half page background image. Then use the following background</p>
        <div class="star2">
          <i class="fas fa-star"></i>
          <i class="fas fa-star"></i>
          <i class="fas fa-star"></i>
          <i class="fas fa-star-half-alt"></i>
          <i class="far fa-star"></i>
          <i class="koto-star">34</i>
        </div>
      </a>
    </div>
  </div>

```

Figure 5.4: All product View

**Customer Registration Page:** Customer wants to buy goods or sell products, then the customer select the buyer option , you have to select the buyer option and submit it. After registering, an account will be created in the name of the buyer. From there he will be able to purchase the product.

## Please Choose Account Type

User Account
 Business Account

---

### Signup

Sign Up

Figure 5.5: Bebosha.com site buyer registration form

**Seller Registration Page:** If a seller wants to join the Bebosha.com web site then the seller option has to be selected. Then you have to register as a seller. Then submit a site will be created in the name of the seller. There he can add, delete and modify products as he likes.

```

<form>
  <div class="container">
    <label for="uname"><b>Email</b></label>
    <input type="text" placeholder="Enter Email" name="uname" required>

    <label for="uname"><b>Company Name</b></label>
    <input type="text" placeholder="Company Name" name="uname" required>

    <label for="uname"><b>License No:</b></label>
    <input type="text" placeholder="Number" name="uname" required >

    <label for="uname"><b>Contact First Name</b></label>
    <input type="text" placeholder="First Name" name="uname" required>

    <label for="uname"><b>Contact Last Name</b></label>
    <input type="text" placeholder="Last Name" name="uname" required>

    <label for="uname"><b>Phone Number</b></label>
    <input type="text" placeholder="Phone Number" name="uname" required>

    <label for="uname"><b>Office Phone</b></label>
    <input type="text" placeholder="Office Phone" name="uname" required>

    <label for="uname"><b>Address</b></label>
    <input type="text" placeholder="Please add Your Company Location" name="uname" required>

    <label for="uname"><b>Business Type</b></label>
    <select class="business_type" name="option">

```

Figure 5.6: Bebosha.com seller/company registration form html code



---

## Please Choose Account Type

User Account

Business Account

### Business Signup

Sign Up

Figure 5.6: Bebosha.com seller/company registration form

```
<div class="container">
  <label for="uname"><b>Email</b></label>
  <input type="text" placeholder="Enter Email" name="uname" required>

  <label for="uname"><b>Company Name</b></label>
  <input type="text" placeholder="Company Name" name="uname" required>

  <label for="uname"><b>License No:</b></label>
  <input type="text" placeholder="Number" name="uname" required >

  <label for="uname"><b>Contact First Name</b></label>
  <input type="text" placeholder="First Name" name="uname" required>

  <label for="uname"><b>Contact Last Name</b></label>
  <input type="text" placeholder="Last Name" name="uname" required>

  <label for="uname"><b>Phone Number</b></label>
  <input type="text" placeholder="Phone Number" name="uname" required>
```

Figure 5.7: HTML code for Registration form

**Buyer/Seller Log in Page:** Anyone wants to login to the Beboshabd.com Web site, he has to decide if he / she is a seller / buyer then click on the seller button. Or if there is a buyer then you have to click on the buyer button. If anyone wants to be both buyer and seller by clicking both buttons.

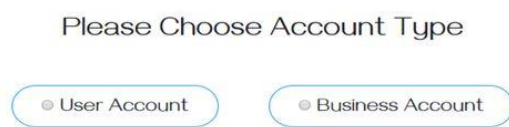
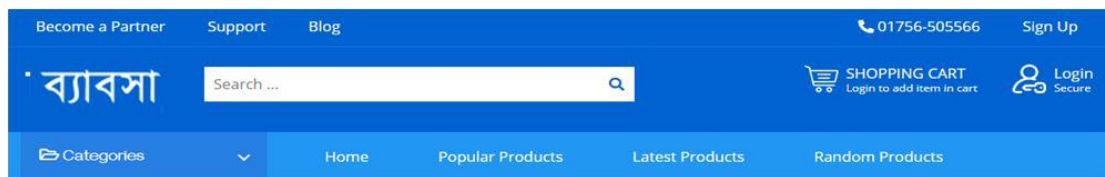
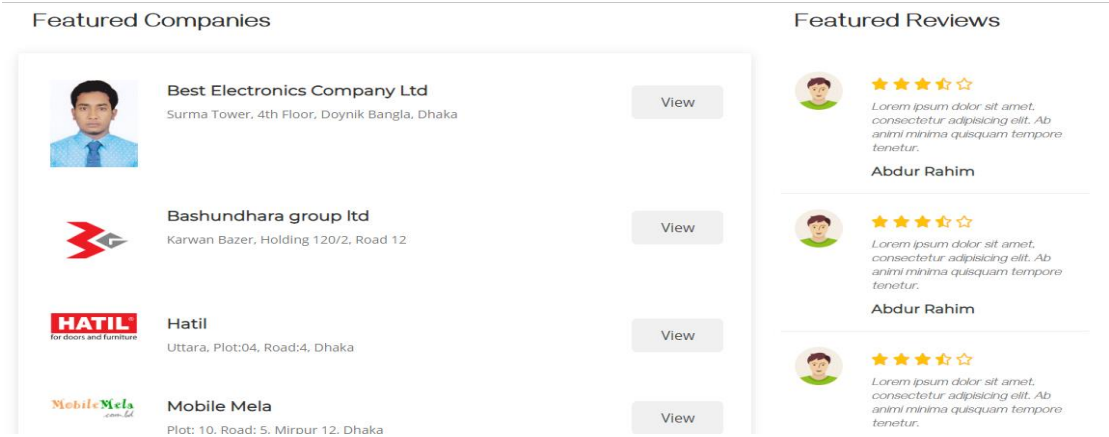


Figure 5.8: Buyer and seller create account design

**Rating:** If consumers want to connect with themselves, there is a message option for them. By clicking there they will be able to talk to all the buyer sellers together. The option to message will be on both front-end and back-end pages.



```

<div class="column-80">
  <div class="all-rating">
    <span class="heading">User Rating</span>
    <span class="fa fa-star checked"></span>
    <span class="fa fa-star checked"></span>
    <span class="fa fa-star checked"></span>
    <span class="fa fa-star checked"></span>
    <span class="fa fa-star"></span>
    <p>4.1 average based on 254 reviews.</p>
    <hr style="border:3px solid #f1f1f1">







    <div class="row">
      <div class="side">
        <div>5 star</div>
      </div>
      <div class="middle">
        <div class="bar-container">
          <div class="bar-5"></div>
        </div>
      </div>
      <div class="side right">
        <div>150</div>
      </div>
      <div class="side">
        <div>4 star</div>
      </div>
      <div class="middle">
        <div class="bar-container">
          <div class="bar-4"></div>
        </div>
      </div>
    </div>
  </div>
</div>

```

Figure 5.9: Product rating details/code

**Add to cart:** The buyer can buy many products at once. It does not have to be paid every time you make a purchase. If the buyer wants, they can buy many of the products at once by clicking on the Add to card button. Clicking on the Add to card will create a list of products and then you will have to pay together

## Cart

ID	Image	Product Name	Price	Quantity	Total Price	<a href="#">Clear Cart</a>
130		Hatil Sofa Set	₹60,000	<input type="text" value="1"/>	₹60,000	
131		Hatil Table Set	₹100,000	<input type="text" value="1"/>	₹100,000	
132		Teal and Fuchsia Appliqué Cut-Work Muslin Saree with Tassel ...	₹4,500	<input type="text" value="1"/>	₹4,500	
<a href="#">Continue Shopping</a>			Grand Total	₹164,500	<a href="#">Checkout</a>	

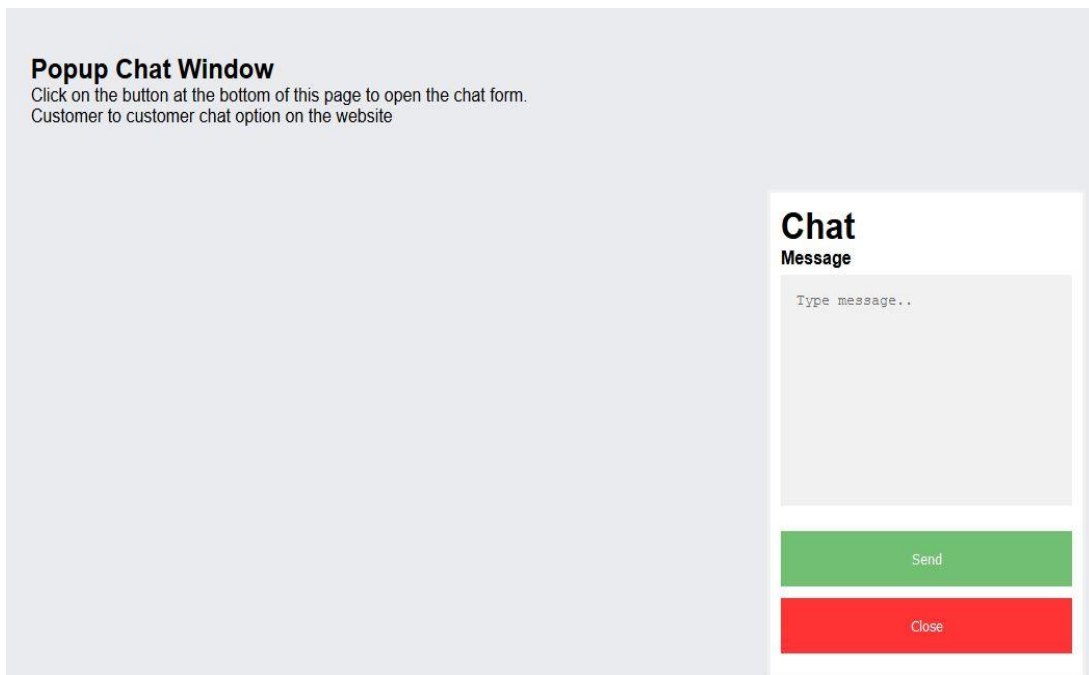
```
<div class="pro_details">
  <h1>Women Vintage Sleeveless O Neck Evening
    Dress Printing Party Prom Swing Dresses</h1>

  <div class="brand">
    <p class="brand_name">Brand:</p>
    <p class="name">Arong | More Cloth from Smart</p>
  </div>

  <div class="rev">
    <div class="rating">
      <p>Rating:</p>
    </div>
    <div class="star">
      <a href=""><i class="fas fa-star"></i></a>
      <a href=""><i class="fas fa-star"></i></a>
      <a href=""><i class="fas fa-star"></i></a>
      <a href=""><i class="fas fa-star-half-alt"></i></a>
      <a href=""><i class="far fa-star"></i></a>
    </div>
    <div class="review">
      <p class="bar"></p>
      <p>| 120 Customer reviews</p>
    </div>
  </div>
  <div class="money">
    <p class="minus">₹ 5000</p>
  </div>
</div>
```

Figure 5.10: Product cart and buy design

**Message option:** If consumers want to connect with themselves, there is a message option for them. By clicking there they will be able to talk to all the buyer sellers together. The option to message will be on both front-end and back-end pages.



```

<div class="chat-popup" id="myForm">
  <form action="/action_page.php" class="form-container">
    <h1>Chat</h1>

    <label for="msg"><b>Message</b></label>
    <textarea placeholder="Type message.." name="msg" required></textarea>

    <button type="submit" class="btn">Send</button>
    <button type="button" class="btn cancel" onclick="closeForm()">Close</button>
  </form>
</div>

<script>
  function openForm() {
    document.getElementById("myForm").style.display = "block";
  }

  function closeForm() {
    document.getElementById("myForm").style.display = "none";
  }
</script>
</div>

```

Figure 5.11: Buyer and seller communication system

**5.3 Implementation of Interaction :**

We are very different from other online websites. We have made this website an easy way to open it up. It is very easy to manipulate and user interface. Some of the key

feature of our web site is to follow some instruction to enter our web site. To get access to our web site, first you have to register, then the login page will come, then the logout option will be logged from there. If you forget the password, you will have the forgot password option and you must confirm the password. To use our web site, internet connection will be required. Currently everyone is connected with online so our website will get popularity. Because everyone is useful to use online shopping

#### **5.4 Testing Implementation**

When my project fully completes, then time to test this. But in that time I am a new in type of project. So, I can't do the proper testing. But my supervisor help me out of this testing problem.

#### **5.5 Test Results and Reports**

All projects have final output. It's the main think of every project. This website is trusted and high security website. Where a user can login with valid email and phone number to register and a business account it's to be same but have some different. Like, lenience no, office address etc.

## CHAPTER 6

### CONCLUSION AND FUTURE SCOPES

#### 6.1 Conclusion:

Business directory and e-commerce website is one of the largest sites in Bangladesh.

Now a day's ecommerce is a key component in much business. Lots of business are stand for this online business. Day by day people can make his life easy, in that case online business which called e-commerce is one of them.

#### 6.2 Future Scope:

In future, e-commerce is key system where people create his own business and also use for himself.

##### Reasons

- Notification alert can added in future, where every update can arrived in user.
- Online business makes profit for country and growth GDP
- Women can easily use e-commerce site.
- Take Online business in strong position in my country.
- E-commerce is useful in scalable systems for security
  - ❖ E-commerce payments,
  - ❖ Supply-chain management
  - ❖ Sales force, data warehousing, customer relations
  - ❖ Integrating all of this with existing back-end operations.

## REFERENCE

- [1] Medium.com, “18 Major Benefits of e-commerce business”, Available online: <https://medium.com/@briannawillsss/18-major-benefits-of-e-commerce-business-for-retailers-customers-in-201563c5fc87f679> [Last access: May-2019]
- [2] shopify.com, “Sell online with shopify”, Available online: [https://www.shopify.com/free-trial?term=%2Becommerce%20%2Bbusiness&Network=Search&SiteTarget=&mt=b&adid=339186622760&device=c&test=&adpos=1t1&CampaignId=1741083524&gclid=EAIAIQobChMI692c9ffg4wIVy4RwCh2BbQWVEAAYASAAEgIUJfD\\_BwE](https://www.shopify.com/free-trial?term=%2Becommerce%20%2Bbusiness&Network=Search&SiteTarget=&mt=b&adid=339186622760&device=c&test=&adpos=1t1&CampaignId=1741083524&gclid=EAIAIQobChMI692c9ffg4wIVy4RwCh2BbQWVEAAYASAAEgIUJfD_BwE) [last access: July-2019]
- [3] Amazon.com, “How Amazon Works”, Available online: <https://money.howstuffworks.com/amazon.htm> [last access: July-2019]
- [4] “International journal of Advance Research in Computer Science and Software Engineering”, Available online: <http://www.ijarcse.com/index.php/ijarcse> [last access: July-2019]
- [5] YEXT.com, “Perfect Answers Everywhere”, Available online: <https://www.yext.com/> [Last access: July-2019]
- [6] “SRS-Online shopping.com”, Naresh Prajapati, Available online: <https://srs-onlineshopping.blogspot.com/> [Last access: July-2019]
- [7] “International society for Advance Research in Computer Science and Software Engineering”, Available online: <https://www.israjif.org/single.php?did=2277-128X,%202277-6451> [last access: July-2019]
- [8] “The Use Case Model and Description”, Available online: [https://sparxsystems.com/downloads/whitepapers/The\\_Use\\_Case\\_Model.pdf](https://sparxsystems.com/downloads/whitepapers/The_Use_Case_Model.pdf) [Last access: August-2019]
- [9] Case Study. Club, “Top 19 UX Designer Portfolio Websites in 2019”, and Available online: <https://www.casestudy.club/journal/ux-designer-portfolio> [Last access: August-2019]
- [10] Wikipedia.com, “Microsoft Visual Studio”, Available online: [https://en.wikipedia.org/wiki/Microsoft\\_Visual\\_Studio](https://en.wikipedia.org/wiki/Microsoft_Visual_Studio) [Last access: August-2019]



## Plagiarism report of Akib

### ORIGINALITY REPORT

**18%**

SIMILARITY INDEX

**13%**

INTERNET SOURCES

**1%**

PUBLICATIONS

**15%**

STUDENT PAPERS

### PRIMARY SOURCES

<b>1</b>	<b>Submitted to Daffodil International University</b> Student Paper	<b>6%</b>
<b>2</b>	<b>Submitted to University of Southern California</b> Student Paper	<b>2%</b>
<b>3</b>	<b>en.wikipedia.org</b> Internet Source	<b>2%</b>
<b>4</b>	<b>www.yext.com</b> Internet Source	<b>2%</b>
<b>5</b>	<b>www.shopify.hk</b> Internet Source	<b>2%</b>
<b>6</b>	<b>www.slideshare.net</b> Internet Source	<b>1%</b>
<b>7</b>	<b>services.amazon.com</b> Internet Source	<b>1%</b>
<b>8</b>	<b>medium.com</b> Internet Source	<b>1%</b>
<b>9</b>	<b>Submitted to University of Adelaide</b> Student Paper	<b>&lt;1%</b>