

Final Year Project Report
On
Bachelorhouse Rental Management System



DAFFODIL INTERNATIONAL UNIVERSITY

Dhaka, Bangladesh
Nov 2019

Final Year Project Report
On
Bachelorhouse Rental Management System

By
IFRAT HASNAT
Id: 161-15-710
NISHAT TASNIM
Id: 161-15-696
DEBABRATA CHAKRABORTY
Id: 161-15-674

In partial fulfillment of the requirements for the degree of Bachelor of
Science in Computer Science and Engineering (CSE)

Supervised By
Tasfia Anika Bushra
Lecturer
Department Of Computer Science and Engineering



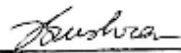
DAFFODIL INTERNATIONAL UNIVERSITY

Dhaka, Bangladesh
Nov 2019

DECLARATION

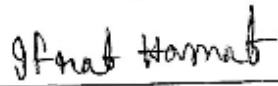
We hereby declare that, the project report entitled “**BACHELORHOUSE RENTAL MANAGEMENT SYSTEM**” is done by us under the guidance of **TASFIA ANIKA BUSHRA**, Lecturer, CSE, Daffodil International University and has not been submitted earlier for the award of any degree or diploma to this or any other university.

Supervised by:

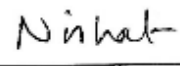


Tasfia Anika Bushra
Lecturer
Department of CSE
Daffodil International University


Submitted by



Md. Ifrat Hasnat
ID: 161-15-710
Department of CSE
Daffodil International University



Nishat Tasnim
ID: 161-15-696
Department of CSE
Daffodil International University



Debabrata Chakraborty
ID: 161-15-674
Department of CSE
Daffodil International University

CERTIFICATE OF APPROVAL

The project titled “**Bachelorhouse Rental Management System**” submitted by **Md. Ifrat Hasnat, Id: 161-15-710, Nishat Tasnim, Id: 161-15-696, Debabrata Chakraborty, Id: 161-15-674** to Department of Computer Science and Engineering, Daffodil International University has been approved as satisfactory for the partial fulfillment of the requirements for the degree Bachelor in Science (B.Sc) in Computer Science and Engineering.

BOARD OF EXAMINERS

Dr. Syed Akhter Hossain Chairman

Professor and Head

Department of Computer Science and Engineering

Faculty of Science & Information Technology

Daffodil International University

Dr. S M Aminul Haque Internal Examiner

Associate Professor & Associate Head

Department of Computer Science and Engineering

Faculty of Science & Information Technology

Daffodil International University

Saif Mahmud Parvez Internal Examiner

Lecturer

Department of Computer Science and Engineering

Faculty of Science & Information Technology

Daffodil International University

Dr. Mohammad Shorif Uddin External Examiner

Professor

Department of Computer Science and Engineering

Jahangirnagar University

ACKNOWLEDGEMENT

At first, we would like to show our gratitude to almighty Allah. After, we got so many supports from everyone through the completion of our project; there is no word enough to thank them.

We would like to give special thanks and gratification to Supervisor **Tasfia Anika Bushra, Lecturer**, Department of CSE Daffodil International University, Dhaka for monitoring, providing the constant data and information, being a constant source of inspiration, valuable guidance especially for solving the problems and made our journey possible.

We really grateful to Dr. Syed Akhter Hossain, Professor, and Head, Department of CSE, for his kind help to implement our project and also to other faculty members and the staff of CSE department of Daffodil International University for being with our journey.

Lastly, we are thankful to our parents and family members for all their supportive behavior and trust.

ABSTRACT

The project “**Bachelorhouse Rental Management System**” deals with online house/room/flat rent for all the bachelors. This is so tough nowadays for bachelors to find their desire room for living. Since usually, house owners feel insecure sometimes to rent a house to the bachelors. For that reason, they have to suffer a lot to find a suitable living area according to their choice. Our purpose was to make an easy way to find the desired house with desired location for the bachelors. This system represents the every facility which will provide a hassle free action. Moreover, everyone can search their desired option from anywhere through location, category, and prices. Landlord will have to be registered user then they can post an ad with photos, price range, and a short description. The ad will be posted by users on the website; bachelors can browse them from any place and contact with them through email or phone number. It will save valuable time as well as trouble to find a desired option for bachelors. We have used HTML, CSS, PHP, JAVASCRIPT, MYSQL, Bootstrap etc to implement this system. In future, we will try to make an android app also which will provide some exciting features as well. We have many more plans to make our website better and enhanced day by day. By adding some strong content, information, adding more houses there will be a huge development of our proposed system.

TABLE OF CONTENTS

CONTENT	PAGE
Title page	i
Declaration	ii
Approval	iii
Acknowledgement	iv
Abstract	v
Table of Contents	v
List of Figures	ix
List of Table	x

CHAPTER 11-3

Introduction	1
1.1 Introduction	1
1.2 Motivation	1-2
1.3 Objectives	2
1.4 Expected Outcome	3
1.5 Chapter Layout	3

CHAPTER 2

Background	4
2.1 Introduction	4
2.2 Comparative Studies	4
2.3 Scope of the Problem	5
2.4 Challenges	

CHAPTER 3	6-19
Requirement Specification	6
3.1 Use case modeling	6
3.2 Requirement and Analysis	11
3.2.1 User Requirement	11
3.2.2 Functional Requirement	11
3.3 Data Flow Diagram	13
3.4 Business Process Modeling	16
3.5 Logical Data Model	17
3.6 Sequence Diagram	18-19
3.7 Design Requirements	19
CHAPTER 4	20-28
Design Specification	20
4.1 Front-end Design	20
4.2 Back-end Design	20
CHAPTER 5	29-32
Implementation & Testing	29
5.1 Implementation of database	29
5.2 Implementation of front-end design	30
5.3 Testing Implementation	30
5.4 Test Reports	31-32

CHAPTER 6	33
Discussion and Conclusion	33
6.1 Discussion and Conclusion	33
6.2 Scope for Future	33
REFERENCE	34
APPENDIX	35
Plagiarism Result	36-38

LIST OF FIGURE

FIGURES	PAGE NO
Figure 3.1: Use Case Diagram	6
Figure 3.2: Use Case Description of Landlord	9
Figure 3.3: Use Case Description of Customer (Tenant)	10
Figure 3.4: Context Diagram-Bachelorhouse Rental Management System	13
Figure 3.5: Level 1 -Bachelorhouse Rental Management System	14
Figure 3.6:Level 2 -Bachelorhouse Rental Management System	15
Figure 3.7:Business Process Model	16
Figure 3.8:Entity-Relationship Model	17
Figure 3.9:Sequence Diagram-1	18
Figure 3.10:Sequence Diagram-2	19
Figure 4.1: Home Page	21
Figure 4.2: Search Page	21
Figure 4.3: Category page	22
Figure 4.4: Register Option	23
Figure 4.5: Login Option	24
Figure 4.6: User Approval	24
Figure 4.7: User Activation	25
Figure 4.8: Update User	25
Figure 4.9: User Profile	26
Figure 4.10: Feedback Section	26
Figure 4.11: Contact Us	27
Figure 4.12: Admin Dashboard	27
Figure 4.13: Manage Category	28
Figure 4.14: Manage Enquiries	28
Figure 5.1: Admin database	29

LIST OF TABLE

TABLES	PAGE NO
Table 3.1: Use Case Description of Admin	6
Table 3.2: Use Case Description of Admin (Manage House)	7
Table 3.3: Use Case Description of Admin (View House)	7
Table 3.4: Use Case Description of Admin (Delete House)	8
Table 3.5: Use Case Description of Admin (Manage Category)	8
Table 3.6: Use Case Description of Admin (Add Category)	8
Table 3.7: Use Case Description of Admin (Delete Category)	9
Table 3.8: Use Case Description of Landlord (Login)	10
Table 3.9: Use Case Description of Landlord (Add House)	10
Table 3.10: Use Case Description of Customer (Tenant)	11
Table 3.11: Use Case Description of Customer (View House Information)	11
Table 5.1: Test Case Evaluation	31

CHAPTER 1

INTRODUCTION

1.1 Introduction

In our digitalized society, house rent management has become very useful factor. Our “**Bachelorhouse Rental Management System**” can provide the facilities from any place with desired cost. The main foundation of the system is based on the Landlords and the Tenants. Admin has to approve a valid user, delete a category. Users can add their flat details or room. The customer we have the general access to the website, view the rent details, can contact with a landlord. In this case, it will help to save valuable time, reduce the distress and also save unwanted money waste. This system is best applicable for the above reasons making House rental an easy process.

In our day to day life, people are coming from another district or another place for their study purpose or job that badly in need of a better living system. We have seen these single people especially bachelors to face many difficulties as most of the owner doesn't will to rent to this bachelor.

As a result, our motive was to simplify these people's life easier and hassle-free simply clicking sitting their place.

1.2 Motivation

Choosing for a standard living is a human right. The background of our Bangladesh says, most of the people are depended on the internet. So, we believe that there is a demand for an online system that answers customers query related finding room and other type of accommodation.

In this technological world, everything is growing rapidly, so it is necessary to make dynamic access to our system.

Considering this situation, we tried to make our website more dynamic where everyone can access from anywhere anytime. So we made “**Bachelorhouse Rental Management System**” where every person can get all kinds of information for rent using internet browsing of our site.

1.3 Objectives

Here, we have included our objectives. We are hoping to fulfill our goal after completing our project. Those are followed by:

- To deal with Online System in an easy way and productive mannered
- Examine the problems of the present systems
- Finding out a better solvency than the existing one
- Exploring existing application
- To generate the Software Design Document of the system
- Designing and implementing a reliable and effective online house rent system.
- Build the whole project plan.
- Test properly before releasing the software.
- To analyze the requirement specifications of the system
- Recheck and repair (if necessary) any part of the proposed system before going for the final approach.

1.4 Expected Outcome

This application will provide user excellent services. Tenants can see the accommodation address and services are offering the service providers. They can contact the service provider via email and phone number. There have many outcomes given below:

- ✓ Reduce harassment for bachelors
- ✓ Time and money will be save also
- ✓ Tenants can find their desired room/flat from any location sitting on their house.
- ✓ Helps to find suitable apartments according to their cost.

1.5 Chapter Layout

The report is divided into 6 sections, which are followed by:

- Chapter one conclude the project introduction.
- Chapter two includes a background part.
- Chapter three discusses all the required specifications.
- Chapter four is about design specifications.
- Chapter five describes the implementation and testing part.
- Lastly, chapter six includes the conclusion and possible scope for the future of our project.

CHAPTER 2

BACKGROUND

2.1 Introduction

We have come into a digitalized world, yet there are many lacking in information about accommodation. If we want to rent a house, we need to search it manually which kills our time also our money. Moreover, it is more difficult when it comes to a bachelor. It's very tough to get a desired house/room for bachelors nowadays as most landlords don't want to rent.

As a result, we tried to make a bachelor's life hassle-free by making a web application especially for them. Our application will provide all the information and assistance to them to find out a suitable accommodation. User can get all kinds of flat/room information and confirm booking all of this from a single application.

2.2 Comparative Studies

There are many websites related to house rent, but we have done something different. We have made this web application, especially for every bachelor. The proposed rental system maintenance is easier for all users. It is a very faster system and user-friendly. Users can easily register and create her/his profile, login. This online rental system provides any kind of house rent also customers would be able to easily find or choose rent information according to their choice. Example: Flat, Room, Seat.

2.3 Scope of the Problem

- Admin will delete any irrelevant posts submitted by any user.
- It is an open platform where users can interact with each other by commenting globally.
- Users can post by creating an account and logging in.

2.4 Challenges

- Admin has to define whether a user will get access or not.
- Admin has to maintain the whole database and saved the unauthorized access.
- Posts are individually shown to all.
- There is no privacy when it comes to submitting a review or comments.

CHAPTER 3

REQUIREMENT SPECIFICATION

3.1 Use Case Modeling

A use case model describes how the user interacts with the system. It is also a list of action done by the user. There are a number of elements such as: An actor, an event, a use case. The major element is the actor.

We have three actors in our projects, they are:

- Admin
- Landlord/User
- Tenant/Customer

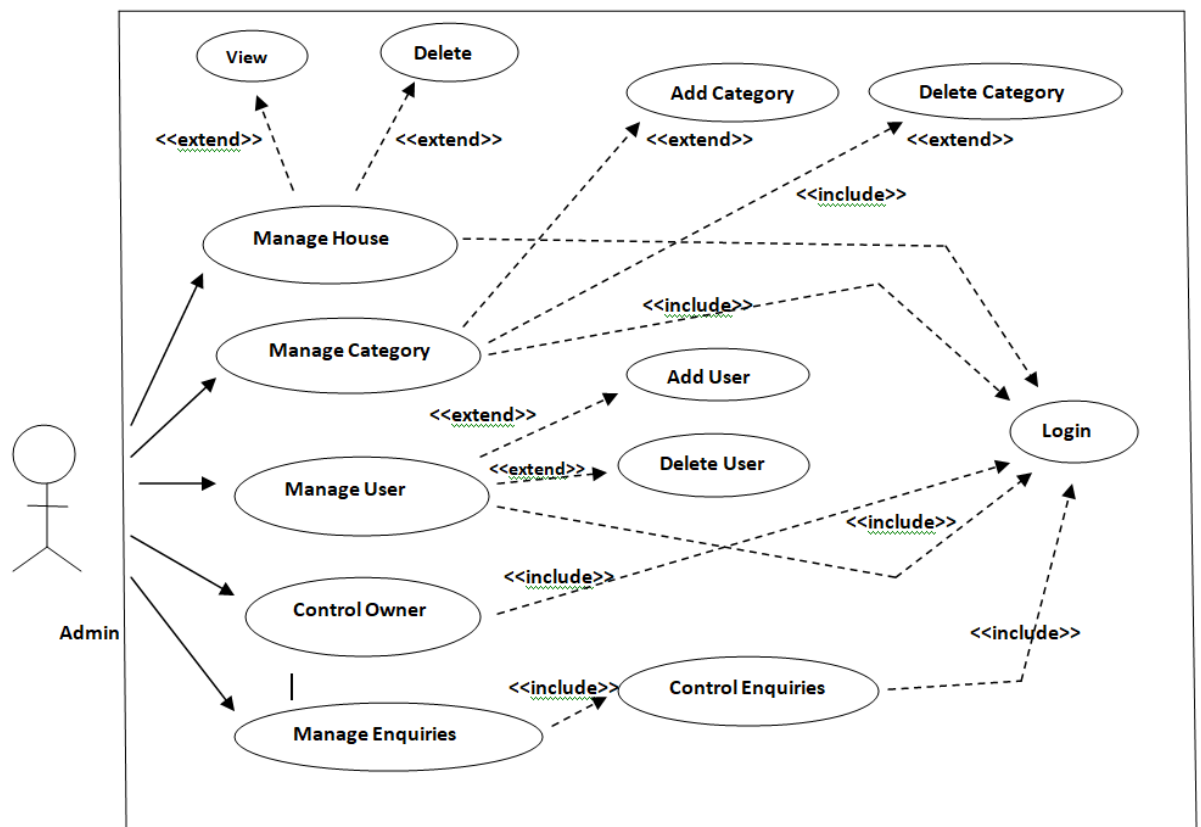


Figure 3.1: Use Case Diagram of Admin

Table 3.1: Use Case Description of Admin

Use case name	Login
Precondition	None
Actor	Admin
Primary path	<ul style="list-style-type: none">• Email Address• Password• Click on login
Exceptional path	Mandatory field are missing. Show “Please fill out this field”

Table 3.2: Use Case Description of Admin (Manage House)

Use case name	Manage House
Precondition	Login
Actor	Admin
Primary path	<ul style="list-style-type: none">• View House• Delete House
Exceptional path	Mandatory field are missing. Show “Required”

Table 3.3: Use Case Description of Admin (View House)

Use case name	View House
Precondition	Login
Actor	Admin
Primary path	<ul style="list-style-type: none">• Rent houses• Booking
Exceptional path	Mandatory field are missing. Show “Required”

Table 3.4: Use Case Description of Admin (Delete House)

Use case name	Delete House
Precondition	Login
Actor	Admin
Primary path	<ul style="list-style-type: none">• Rent house• Booking
Exceptional path	Mandatory field are missing. Show “Required”

Table 3.5: Use Case Description of Admin (Manage Category)

Use case name	Manage category
Precondition	Login
Actor	Admin
Primary path	<ul style="list-style-type: none">• Add category• Delete Category
Exceptional path	Mandatory field are missing. Show “Required”

Table 3.6: Use Case Description of Admin (Add Category)

Use case name	Add Category
Precondition	Login
Actor	Admin
Primary path	<ul style="list-style-type: none">• Create Category• Category Title• Submit category
Exceptional path	Mandatory field are missing. Show “Not created”

Table 3.7: Use Case Description of Admin (Delete Category)

Use case name	Delete Category
Precondition	Login
Actor	Admin
Primary path	<ul style="list-style-type: none">• Select category• Press category
Exceptional path	Mandatory field are missing. Show “Error”

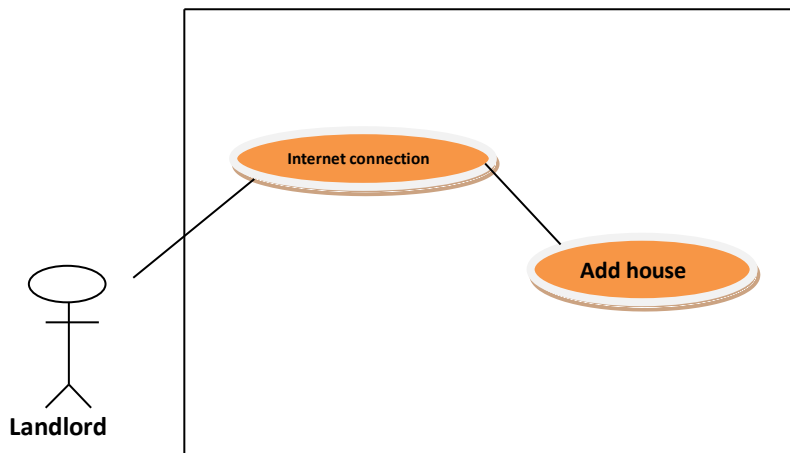


Figure 3.2: Use case description of Landlord

Table 3.8: Use Case Description of Landlord (Login)

Use case name	Login
Precondition	None
Actor	Landlord
Primary path	<ul style="list-style-type: none"> • Email Address • Password
Exceptional path	Mandatory field are missing. Show “Please fill out this field”

Table 3.9: Use Case Description of Landlord (Add house)

Use case name	Add house
Precondition	Login
Actor	Landlord
Primary path	<ul style="list-style-type: none"> • Add house
Exceptional path	

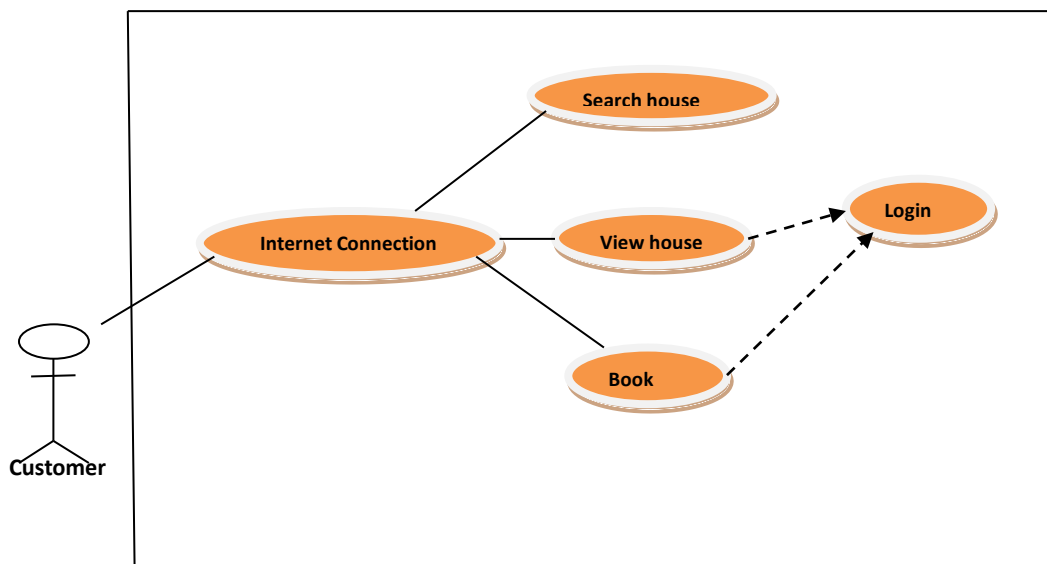


Figure 3.3: Use case description of Customer (Tenant)

Table 3.10: Use Case Description of Customer (Tenant)

Use case name	Search house
Precondition	None
Actor	Customer
Primary path	<ul style="list-style-type: none">• Rent house• Booking
Exceptional path	

Table 3.11: Use Case Description of Customer (View house information)

Use case name	View house information
Precondition	None
Actor	Customer
Primary path	<ul style="list-style-type: none">• Rent house• Booking
Exceptional path	

3.2 Requirement and analysis

Requirement analysis tries to determine the user expectations, needs or condition. It works as a team to analyze the document, validation. Requirement analysis can be categorized in two ways: Functional and Non-Functional.

3.2.1 User Requirement

- ✓ A user should use the system easily.
- ✓ A user should use the system as it is handy, compatible and secure.
- ✓ The system need to be quick in processing transaction.
- ✓ Visitors should be able to have easy access to the website.

- ✓ The management system should not be demoting while increasing the data.

3.2.2 Functional Requirement

This task is necessary as it fixes the behavior of the function of a system. It tells a developer what requirement he should follow to build a website with some interactive elements and necessary capabilities.

There we have included some typical functional requirements below:

- ✓ Administrator should have permission to approve user, manage category.
- ✓ Administrator should be able to manage to delete houses, delete category, fraud user.
- ✓ Permits the Administrator to edit data in the database.
- ✓ Manager should be able to search data.

3.3 Data Flow Diagram

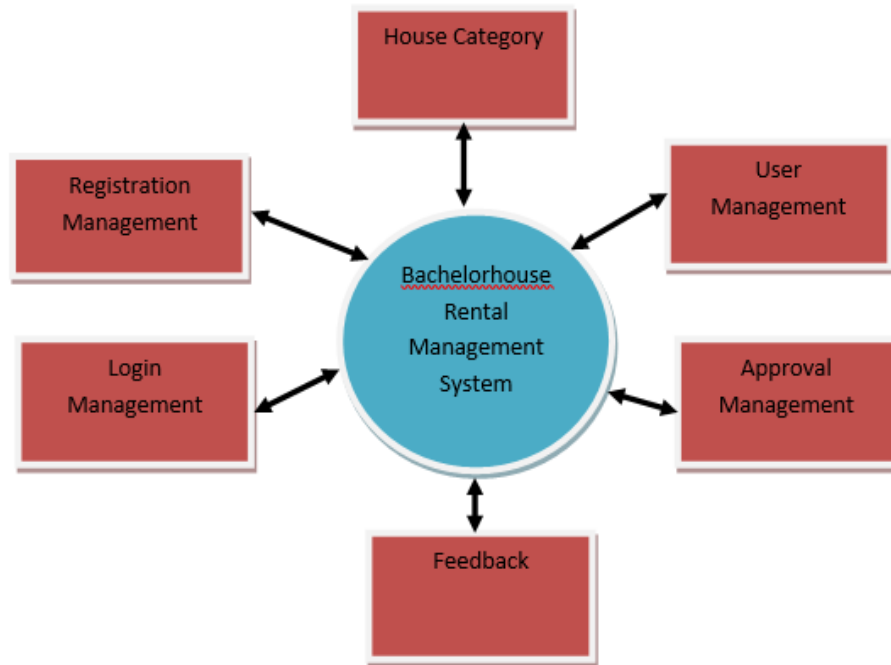


Figure 3.4: Context Diagram-Bachelorhouse Rental Management System

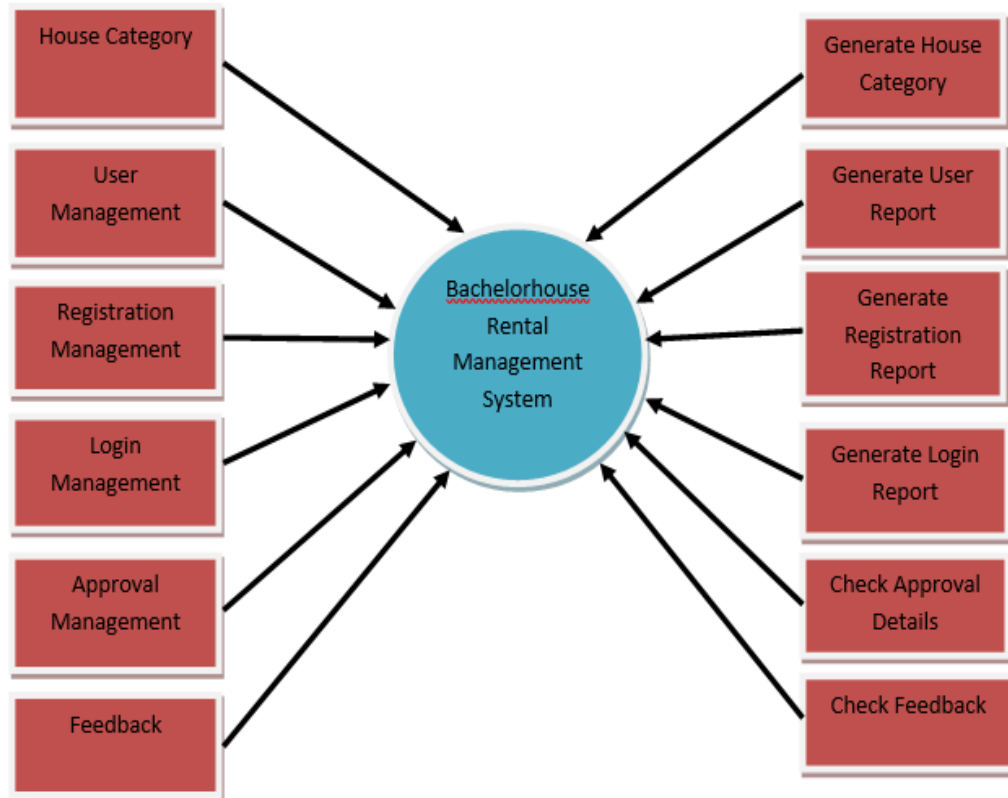


Figure 3.5: Level 1 -Bachelorhouse Rental Management System

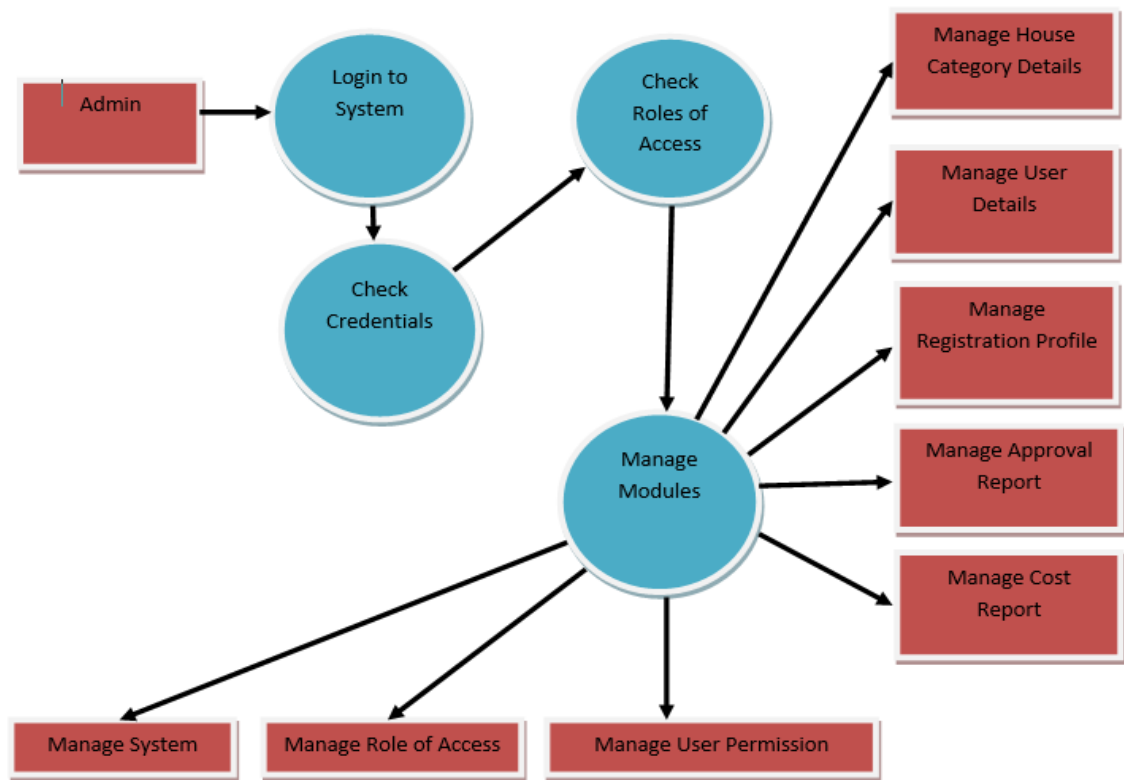


Figure 3.6: Level 2-Bachelorhouse Rental Management System

3.4 Business Process Modeling

Business process modeling is a tool for representing a company's business process in a digital way. It is part of the Business Process Management discipline. It helps to reduce the redundancies, inefficiencies. It provides consistency to the organization. This model also helps to check the miscommunication.

Business process modeling uses some methodology, like Flowchart techniques, UML diagram, Data-flow diagram, Gantt charts, Role activity diagrams, Workflow techniques, Function modeling, etc. To describe our process we have used model. There are two business process models:

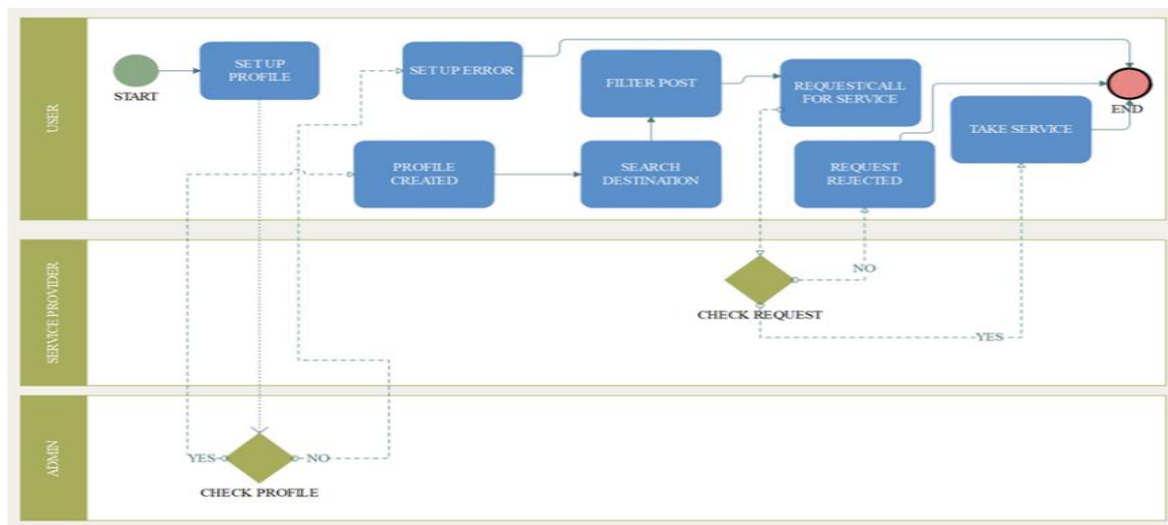


Figure 3.7: Business Process Model

3.5 Logical Data Model

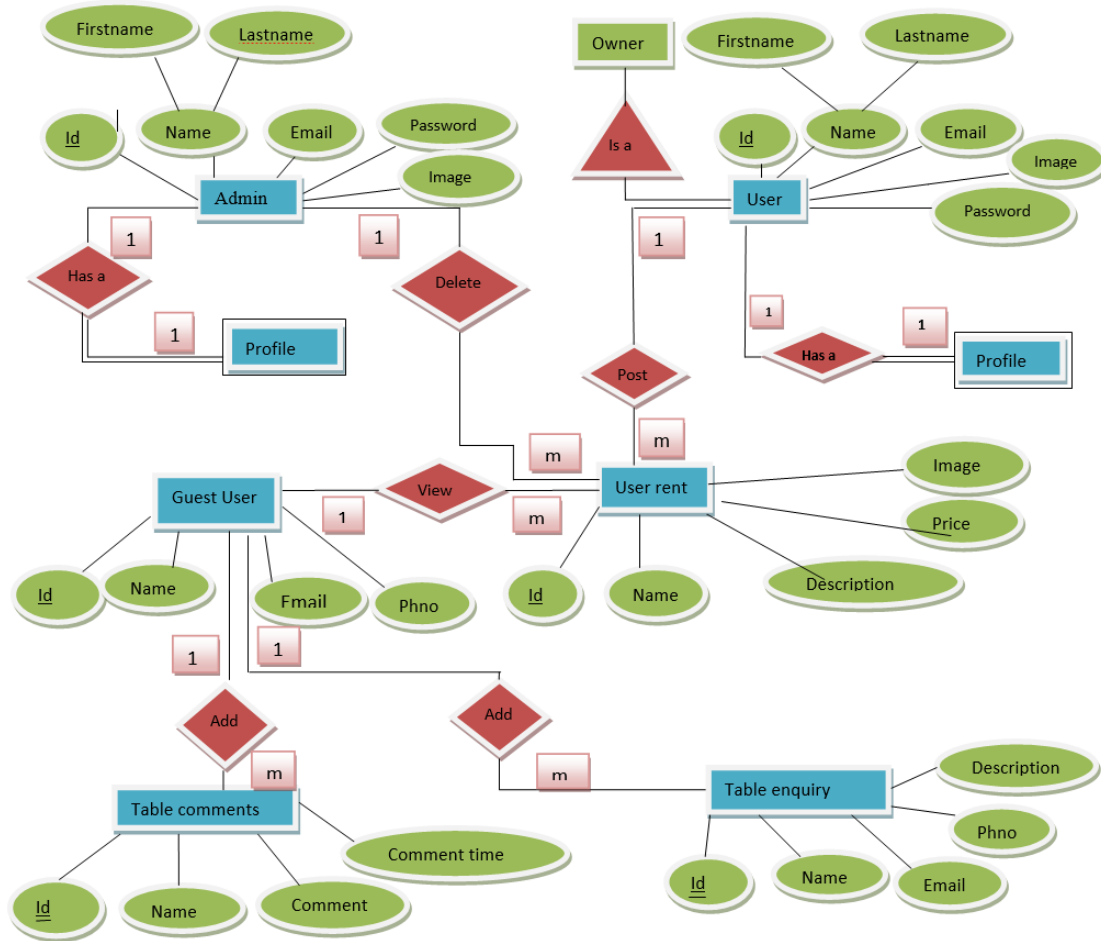


Figure 3.8: Entity-Relationship Model

3.6 Sequence Diagram

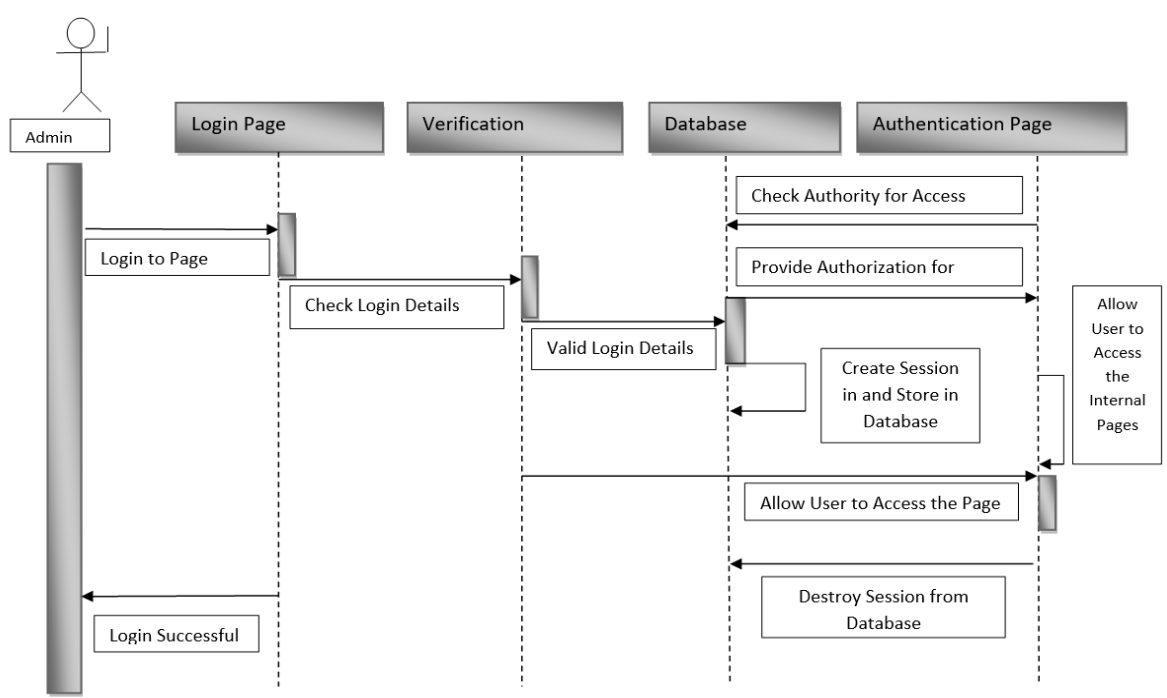


Figure 3.9: Sequence Diagram-1

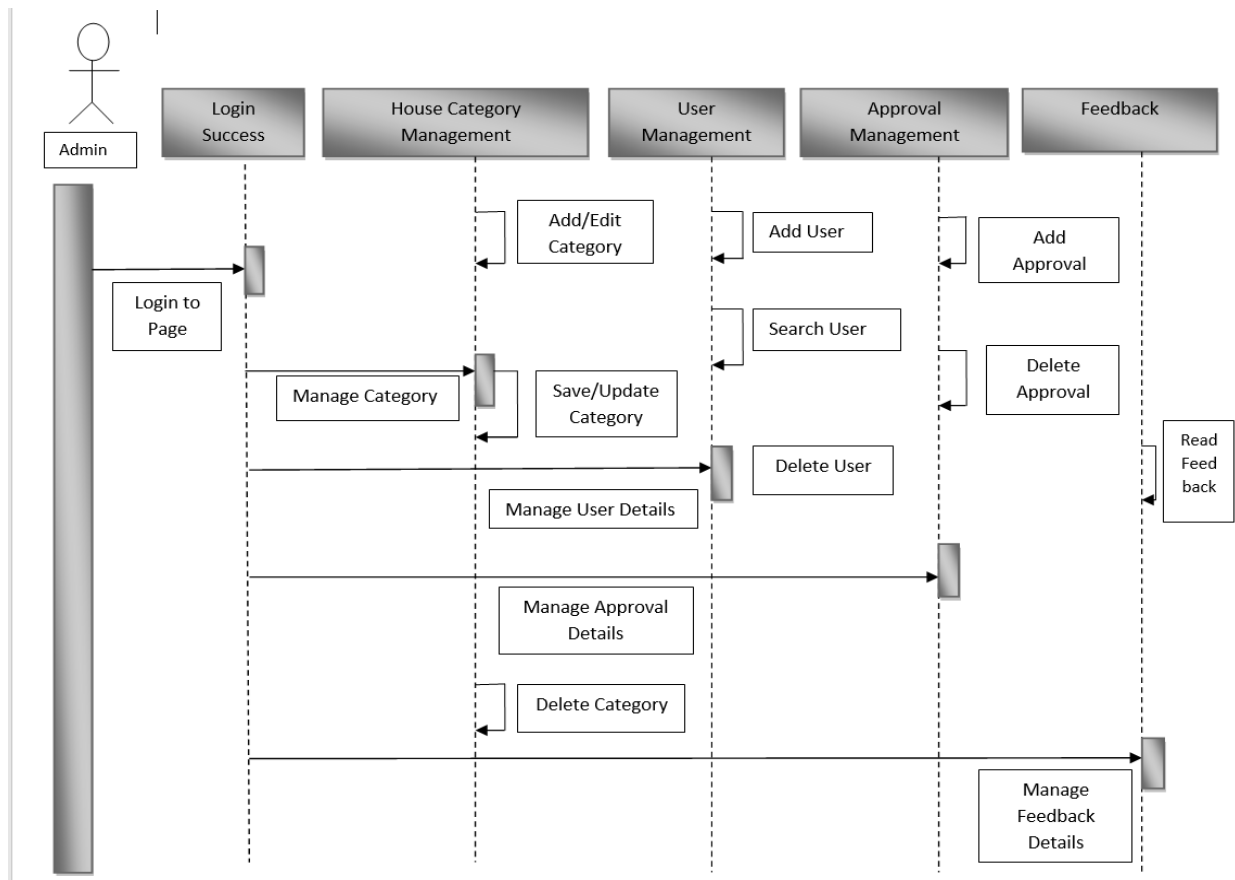


Figure 3.10: Entity Sequence Diagram-2

3.7 Design Requirements

- We have three type of users: Admin, User, Customer
- User will create an account.
- Customer searches their desired location.
- Customers can see all the house information provided by owners and get all the information.
- Admin control the access from landlords.
- Admin can delete a post.
- Every user can view all posts.

CHAPTER 4

DESIGN SPECIFICATION

4.1 Front-end Design

Front-end design converts data into graphical interface. It helps the user to interact easily with the system. We have used HTML, CSS, JavaScript, and Bootstrap here to design our system.

There have search option also we can registration and login by using signup and login option. In the search option user can search easily houses of their desired location.

4.2 Back-end Design

The back-end design is a technology that receives the client's request and holds the logic to send a response back to the client. So, the system provides the request-response cycle. It has three principles: the server, the app, the database. It also includes the database, which has permission to manage the data and persistently store.

It is also known as CMS which refers Content Management System and it is hidden to the general users except for the admin or the developers. Some of the languages used to build up the back-end design, SQL, PHP, Java, Python, Ruby and JavaScript. At last, back-end design can be said the foundation of a website, if it doesn't work properly then the whole system will be failed.

We have attached some of our designs below:

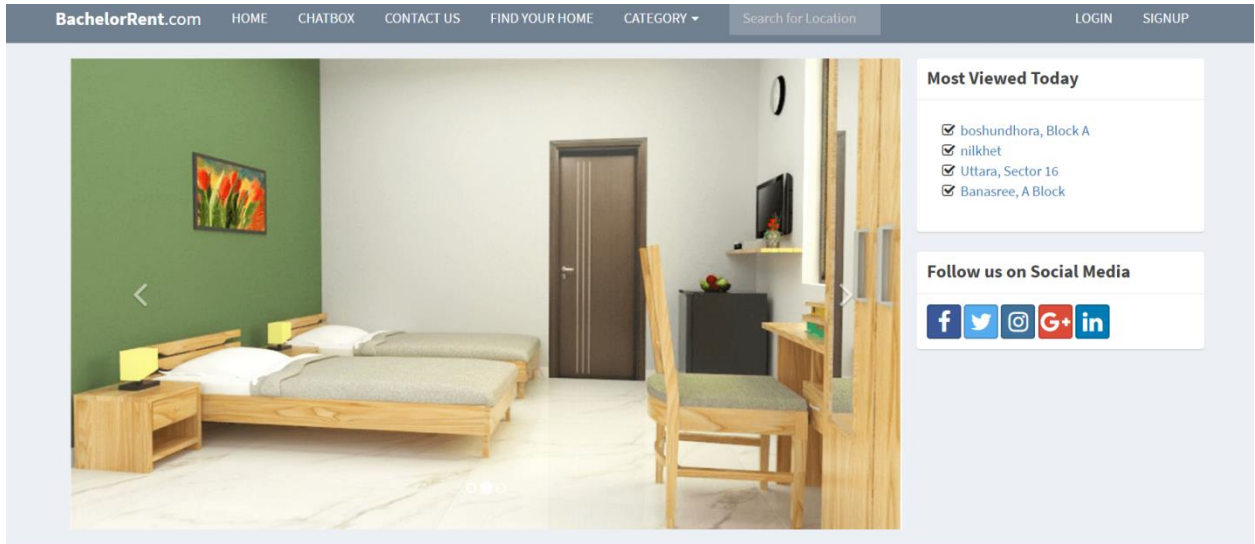


Figure 4.1: Home Page

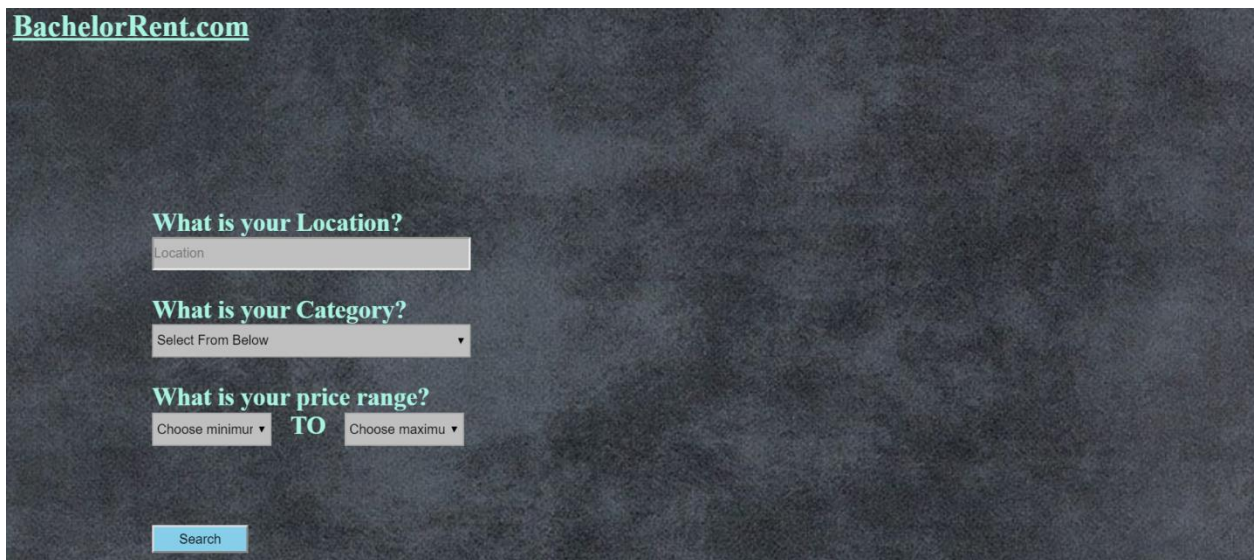


Figure 4.2: Search Page

BachelorRent.com HOME CHATBOX CONTACT US FIND YOUR HOME CATEGORY Search for Location LOGIN SIGNUP

Flat
Room
Seat

Most Viewed Today

North badda, Dhaka

Follow us on Social Media

[f](#) [t](#) [@](#) [G+](#) [in](#)

Flat


Banasree, B Block
৳ 21,500.00


North badda, Dhaka
৳ 16,500.00


boshundhora, Block A
৳ 18,600.00


Figure 4.3: Category


Register a new membership



Nishat 


Nawar 

nishat2@gmail.com 

..... 

..... 

 I'm not a robot 
reCAPTCHA
Privacy - Terms

 Sign Up

[I already have a membership](#)


 [Home](#)

Figure4.4: Register Option

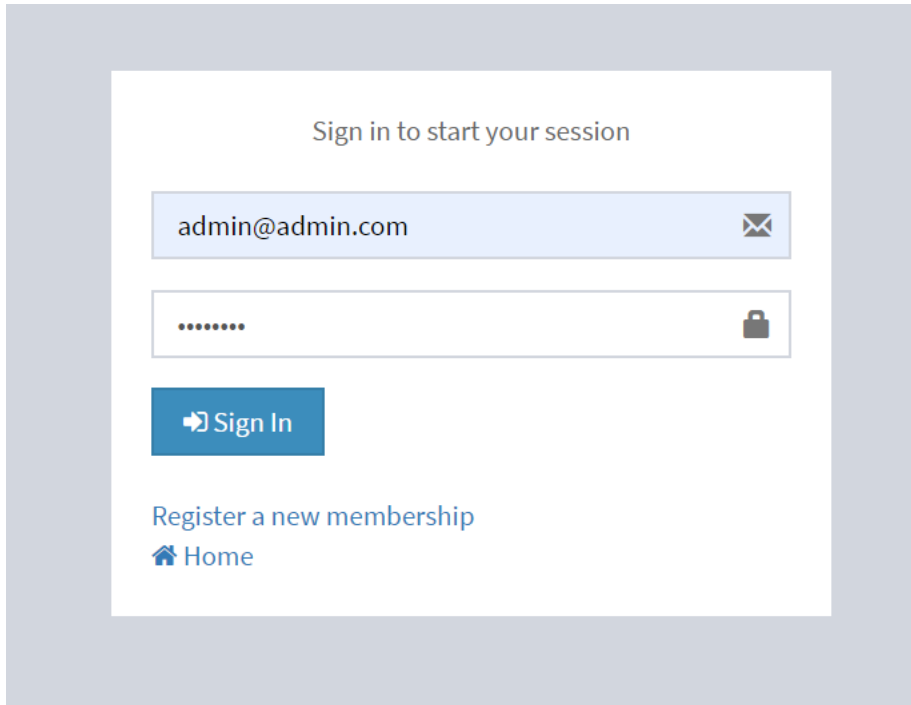


Figure 4.5: Login Option

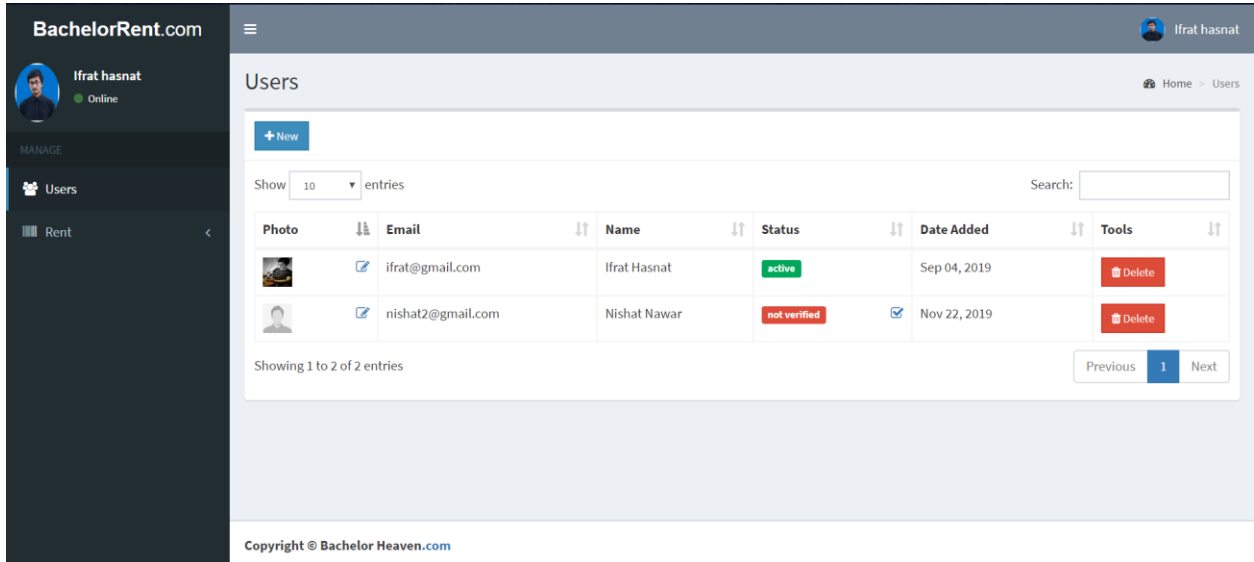


Figure 4.6: User approval

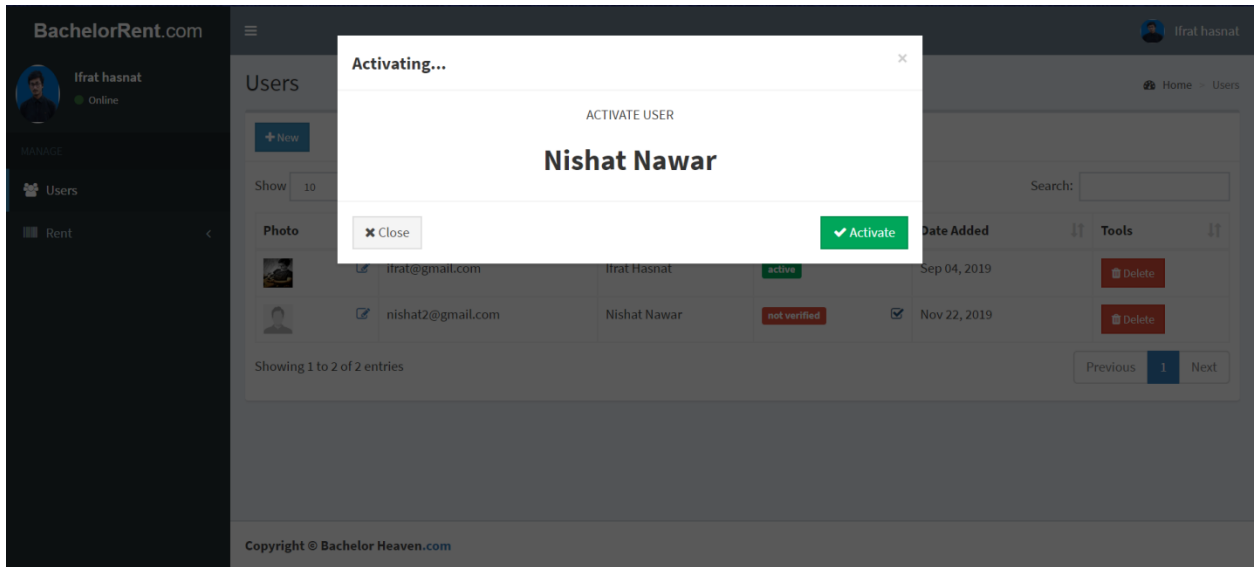


Figure 4.7: User Activation

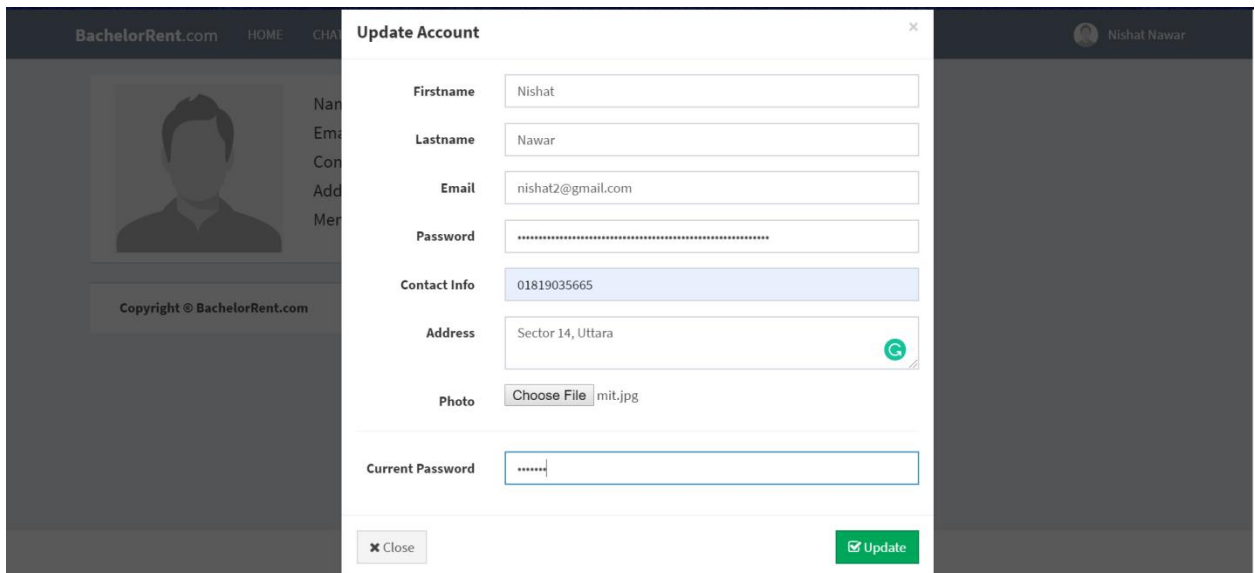


Figure 4.8: Update User

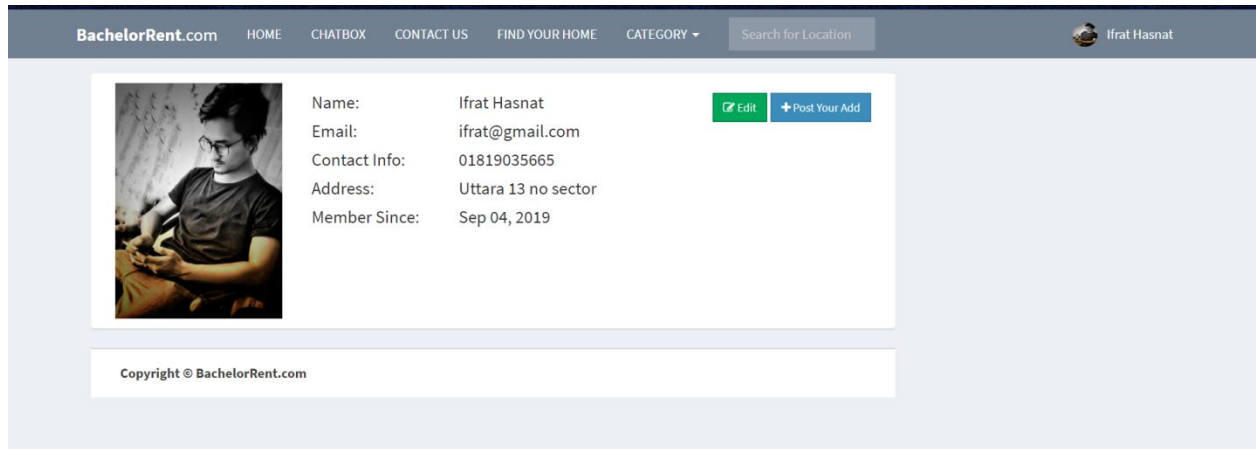


Figure 4.9: User Profile

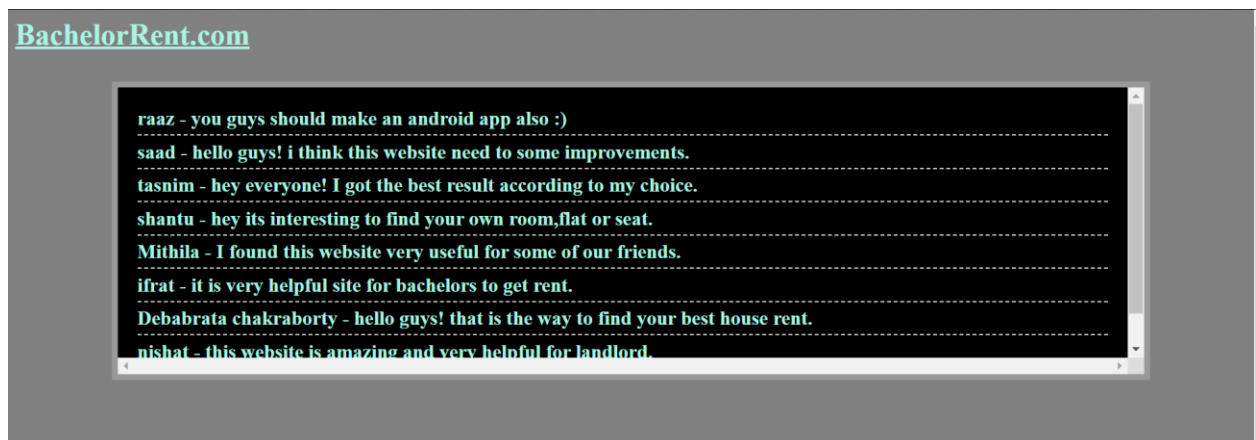


Figure 4.10: Feedback section

BachelorRent.com

if you have any query, please contact us.

Fill up the form

Full name
Full Name

Email
Valid Email id

Mobile No
11 Digit mobile No

Subject
Subject

Description
Description

Submit

Figure 4.11: Contact Us

BachelorRent.com ifrat hasnat

Rent List Home > Rent > User rent

Show 10 entries Search:

Location	Photo	Description	Price	Tools
Banani Model town		View	₹ 19,500.00	Delete
Banani, DOHS		View	₹ 11,000.00	Delete
Banasree, A Block		View	₹ 2,800.00	Delete
Banasree, B Block		View	₹ 21,500.00	Delete
Baridhara		View	₹ 11,500.00	Delete
boshundhora, Block A		View	₹ 18,600.00	Delete
Boshundhora, Block B		View	₹ 2,800.00	Delete

Figure 4.12: Admin Dashboard

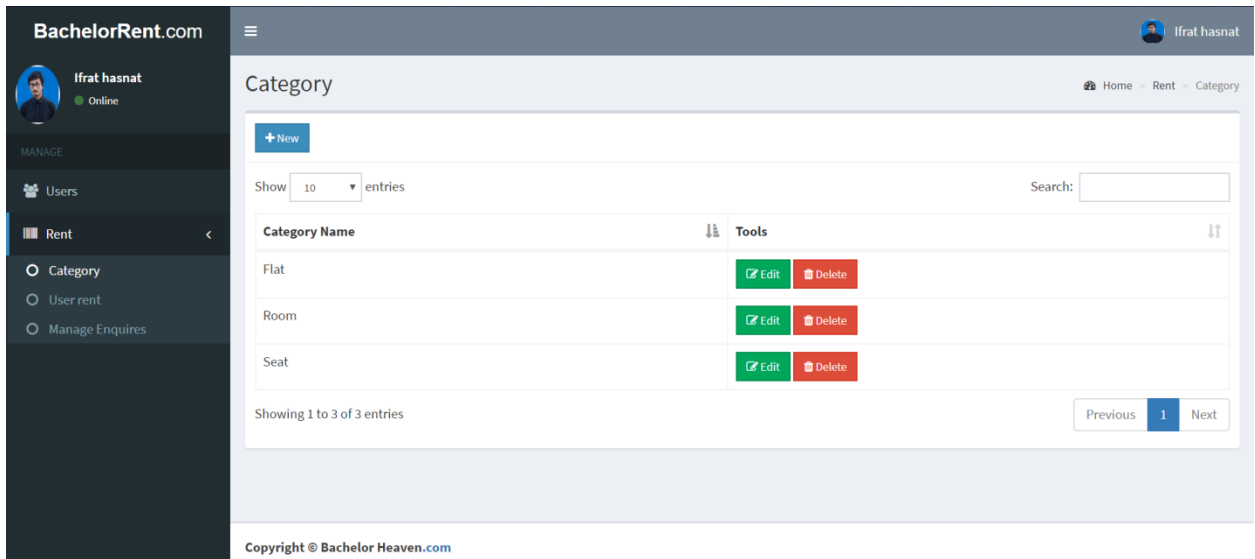


Figure 4.13: Category

Manage Enquiries

ID	Name	Mobile No./ Email	Subject	Description	Posting date	Action
#ID-5	ifrat	ssssssss / admin@admin.com	ssssssssssssssssssss	ssssssssssss	2019-09-26 01:46:44	Read
#ID-6	saad	0181903566 / ifrathasnat2@gmail.com	rent	flat	2019-09-26 18:32:34	Read
#ID-7	hasnat	9999 / ifrat@gmail.com	rent	kssss	2019-09-26 18:37:54	Read
#ID-8	Anisur Rahman shantochakraborty506@gmail.com	99999 / aaa	aaa	http://localhost/Bachelors/rentwatch.php?product=mirpur	2019-10-26 20:24:27	Read
#ID-9	Tasfia	0111111111 / bjj@goru.com	problem	jjckdkjk	2019-10-28 13:05:03	Read

Figure 4.14: Manage enquiries

CHAPTER 5

IMPLEMENTATION & TESTING

5.1 Implementation of database

Database contains the collection of information which helps us to access the data, manage and update them. This information is organized logically so that it can be retrieved easily. Here, we have used some migration table relates the data types, attribute and the contents.

We have used relational model where we can see if a user has permission to put the data directly. We used phpMyAdmin for DBMS. There we have some tables in our DBMS given below:

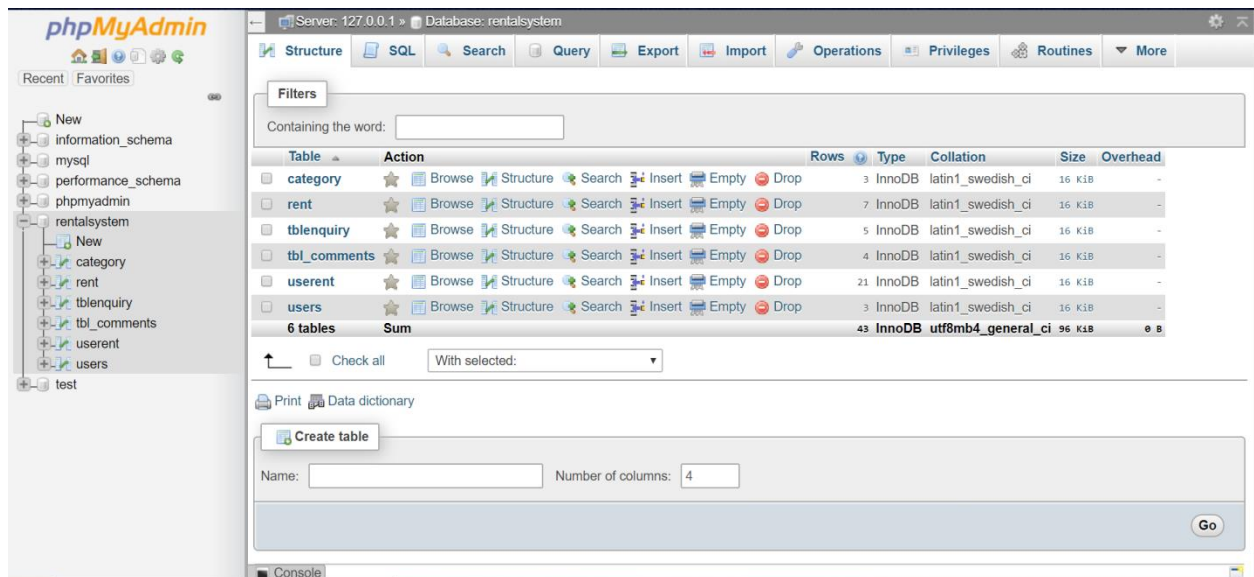


Figure 5.1: Admin database

The table contains information of user such as title description, image and date that users saved. The controller will be responsible for data monitoring, enhancing, implementing and also validates data. After validation the controller pass the model to the database.

5.2 Implementation of Front-end Design

Front-end design has to be easy so that every user can access without any hassle. Our goal was for the general people to get an easy access. In this era of technology, we have many devices like, smart phone, laptop, notebook, tablets form where everyone is using internet.

For this reason, we intended to make the website responsive so that the user has not to face any difficulties to browse from anywhere anytime.

And we took help from HTML, CSS, JavaScript and JQuery technologies to make our website User interface. Some factors were followed for implementing the front-end design:

- We have three types of users: Admin, Landlord and Renter.
- Every landlord has to be registered user to ad their post.
- Landlord can login using their registered account.
- Users can update their profile and for this, they have to enter the password for safety.

5.3 Testing Implementation

It is process of testing the specification of technology. The process verifies the specification is implementable or not. The process assists to enhance characteristics and excellence of implementation.

There we have some steps for implementation testing:

- 1) Requirement gathering
- 2) Requirement sharing
- 3) Designing
- 4) Test case scenario
- 5) Development phase
- 6) Testing phase
- 7) Business analyst review
- 8) Release

After all these steps, a user is said to be released his application as he fulfilled all the requirements.

Table 5.1: Test Case Evaluation

Test Case	Test Input	Expected outcome	Obtained outcome	Pass/Fail	Tested on
Registration	User name, Email,Password, RepeatPassword	Showrestriction toFill all thefields	Fields must befilled by data	Pass	06-03- 18
Login	User name, Password	Successfully Login	Successfully Login	Pass	06-03- 18
Password	Incorrectpassword or empty field	Warning the Incorrectpassword orfield is empty	Show warning	Pass	06-03- 18

5.4 Testing Reports

Test Report is a documentation of some data received from an experiment in an organized manner and it is very important because it describes the operating conditions. When the execution cycle is completed, a test report is mandatory to show the activities and give e result upon that.

Being a tester, we should know the result whether a system is ready to implement or not.

Some different types of testing given here:

- Unit testing
- System testing
- Usability
- Smoke
- Functionality
- Scalability
- Performance
- Localization
- Beta testing
- System interoperability

- Disaster recovery
- Acceptance

We can know the system capacity through testing whether it causes any issues of performance downfall or not. Finally, after getting the testing result we can come up with these decisions:

- Excellent User Interface for interaction
- Good skilled application
- The system is more quickly admitting by the user
- Very user-friendly and more beneficial for the renters

CHAPTER 6

DISCUSSION & CONCLUSION

6.1 Discussion and Conclusion

In this record, we analyzed how important it is if the system is more dynamic. We have seen the main user of our system is general people, so it will be more useful for them if we make this more dynamic and user-friendly.

A user-friendly system becomes popular swiftly and thus benefits the developer and its users both. We have to depend on many websites for our day to day life every day to reduce our distress also save our valuable time.

As a result, we have come up with a decision to implement such a web application for finding or posting a new home to rent or sell also interact with the ad more easily.

Admin will build a community between the user and renter to get the genuine customer and desired rent respectively. It will be a very efficient way for both owner and tenant to give and take a rental. It will also reduce paperwork and save time. Afterward, we will keep upgrading our system gradually and progressively.

6.2 Scope for Future

The purpose of this project is to make an easy way to find a house for our bachelor as they suffer most while getting rent. Our effort was for this software to establish a platform for the user and the renter to interact easily and make them believe that our technology is a blessing for us and making our life easier.

There is a future scope of this facility that many more features such as:

- We intend to implement an artificial intelligence.
- We will bring some new features and upgrade gradually.
- Having a plan to implement a more attractive and interactive User Interface.
- Add more features.

REFERENCE

1. [1]Comparative Studies
Available on: Date, C. and Darwen, H. (1996). A guide to the SQL standard. 4th ed. Reading, Massachusetts [etc.]: Addison-Wesley. Access time: 01.04.19 at 10.30 am
2. [3]Design Requirements
Available on: Rossi, F.,Beek, P. and Walsh, T. (2006). Handbook of Constraint Programming. [online] Access time: 06.04.19 at 8pm
3. [2] Test Reports
Elsevier.<http://www.informatik.uniulm.de/pm/fileadmin/pm/home/fruehwirth/Papers/FAL.pdf>
Access time: 02.04.19 at 7 pm
4. [2] Front-end Design
Available on: Seedhouse, D. (1986), Foundation for Health Achievement, Health Policy, vol. 7, issue, 3. Access time: 01.04.19 at 3 pm
5. [3] Requirement and Analysis
Available on: Ambrose, P. and Barlow, J. (1987), Housing Provision and House Building in Western Europe: Increasing Expenditure, Declining Output, Housing Markets and Policies under Fiscal Austerity, London, Greenwood Press. Access time: 06.04.19 at 1.00 am
6. [2] Design Requirements
Available on: Macoloo, G. (1994), The changing nature of financing low income urban housing development in Kenya, Housing Studies, vol. 9, Issue 2, pages 189- 281. Access time: 02.04.19 at 12.30 pm
7. [4] Challenges
Available on: Cooper, M. (1998), Ideas to develop a literature review, vol. 3, page, 39. Access time: 06.04.19 at 1pm
8. [5] Comparative Studies
Available on: Hancock, T. (1998), Caveat partner: Reflection of Partnership with the private sector, Health promotion international, vol. 13, no 3 Access time: 07.04.19 at 2pm
9. [1] Testing Reports
Available on: Erguden, S. (2001), Low cost housing policies and constraints in developing countries, International conference on spatial development for sustainable development, Nairobi. Access time: 06.04.19 at 8pm

APPENDIX

We had started this journey to make an online rental system for all bachelors for easy interaction with every landlord. We followed some models to complete our project with the help of Google, researching about our system and also get help from our respective teachers. It will be a very helpful process with no doubt for communication between the tenant and the user. The user will get more facilities to have genuine renter for their flat. We have tried to create a good understanding and a good relationship among them so that they can solve the rental issues and find what they were looking for.

Lastly, we ensure that our “**Bachelorhouse Rental Management System**” will be an effective and helpful way to find the desired rent for all the bachelors also we will bring new features and upgrade the whole system day by day.

161-15-696

ORIGINALITY REPORT

16%

SIMILARITY INDEX

6%

INTERNET SOURCES

0%

PUBLICATIONS

15%

STUDENT PAPERS

PRIMARY SOURCES

1

Submitted to Daffodil International University
Student Paper

10%

2

dspace.daffodilvarsity.edu.bd:8080
Internet Source

1%

3

pdfs.semanticscholar.org
Internet Source

1%

4	Submitted to St. Petersburg High School Student Paper	1%
5	Submitted to KDU College Sdn Bhd Student Paper	1%
6	Submitted to University of Greenwich Student Paper	<1%
7	Submitted to Universiti Tunku Abdul Rahman Student Paper	<1%
8	doowop-net.com Internet Source	<1%
9	Submitted to Singapore Institute of Technology Student Paper	<1%

10 Submitted to Brunel University <1%
Student Paper

11 Submitted to Regis University <1%
Student Paper

12 Submitted to University of Nottingham <1%
Student Paper

13 Submitted to The University of Manchester <1%
Student Paper

Exclude quotes On Exclude matches < 10 words
Exclude bibliography On