



Daffodil
International
University

Faculty of Engineering

Department of Textile Engineering

**“Analysis of Technical Package for
Apparel Production”**

Course Code: 4214 Course Title: Project (Thesis)

Submitted By

Subroto Kumar Saha

Faisal Ahmed

I'd: 161-23-207

I'd: 161-23-208

Supervised By

Sharmin Akter

Lecturer

Department of Textile Engineering (PC)

Faculty of Engineering

Daffodil International University.

A thesis submitted in partial fulfillment of the requirements for the degree of
Bachelor of Science in Textile Engineering.

Advance in Apparel Manufacturing Technology

December, 2019

ACKNOWLEDGEMENT

First of all, we are grateful to **Allah** who gives us sound mind & sound health to accomplish **the thesis paper named “Analysis of Technical Package for Apparel Production”** successfully.

The continued support and care of **our parents** must be remembered with due respect.

Our special thanks go to professor **Mohammad Hosain Reza, Associate Head,** ^[6] **Department of Textile Engineering, Daffodil Intentional University,** for his encouragement and valuable suggestions. ^[3] Being working with him we have not only earned valuable knowledge but also was inspired by his innovativeness which helped to enrich my experience to a greater extent. His ideas & way of working was truly remarkable.

We are warmly congratulated on recognizing the people who are willing to promote, praise, help and believe in the tasks of merchandising, which we have done during our stay. We would like to take the opportunity to thank our internship supervisor **Sharmin Akter,** ^[3] **Lecturer, Department of Textile Engineering, Daffodil International University,** for providing us guidelines, help in assisting our report. With her positive personality, she still helped us. We ^[4] will always be always thankful for her extraordinary reinforcement.

We would like to thank the management of **BEXIMCO Industrial Park** ^[3] for giving us the opportunity to perform the internship successfully and also their valuable suggestions. Our heartfelt thanks to **Khalid Shahrrior, General Manager, Human Resources & Compliance.**

We would like to take the opportunity to thank **Mr. Mishfaqur Rahman Chy Russell, Sr. General Manager, Department of Marketing, Head Office, BEXIMCO Industrial Park,** ^[4] for being our on-site supervisor & providing our time to time information, suggestion as well as procedures to work with my thesis topic.

We also want to thank our **Reporting Boss, Chethan Melegowda, Manager, Department of Marketing, Head Office, BEXIMCO Industrial Park,** for being so cooperative in our thesis work.

We want to thank our **Team Leader, Engr Shahriar Shatil, Executive, Merchandising (MICHAEL KORS), Department of Marketing, Head Office, BEXIMCO Industrial Park,** for helping us to get accustomed with all the activities and also ^[4] for creating a friendly environment & assist us with the information of my project.

In conclusion, we would like to express our ^[4] gratitude to all the managers and non-managerial workers who helped us during the internships and to all the people who have made an impact on our entire report.

DECLARATION

We hereby declare that, this thesis paper has been done by us under the supervision of **Sharmin Akter**,^[3] **Lecturer, Department of Textile Engineering, Daffodil International University** and also^[5] certify that this work contains no material which has been accepted of any degree or diploma in our name in any university or other institution and to the best of our knowledge and belief contains no material previously published or written by another person except where due reference had been made in the note. We certify also that no work will be used in the future without the approval of the International University Daffodil in a submission on our behalf^[3] for any other degree or diploma in a University or other institution.

Supervised by,

Sharmin Akter

Lecturer

Department of Textile Engineering
Daffodil International University.

Submitted by,

Subroto Kumar Saha

I'd: 161-23-207

Section: PC-A

Department of Textile Engineering
Daffodil International University.

Faisal Ahmed

I'd: 161-23-208

Section: PC-A

Department of Textile Engineering
Daffodil International University.

TABLE OF CONTENT

Serial no.	Name of the Topic		Page no.	Remarks
01.	INTRODUCTION		01	
	1.1	INTRODUCTION	02	
	1.2	MOTIVE	03	
	1.3	DESTINATION		
02.	LITERATURE REVIEW		04	
	2.1	INDICATION	05	
	2.2	PROCESS OF MANUFACTURING OF APPAREL		
	2.3	SEQUENCE OF PRODUCTION OF CLOTHES	06	
	2.4	SAMPLING	08	
	2.5	PROCESS FLOW CHART OF SAMPLING	09	
	2.6	ORDER OF SAMPLING	10	
	2.7	DEFINITION OF TECHNICAL PACKAGE		
	2.8	USES OF A TECHNICAL PACKAGE	11	
	2.9	DEFINITION OF GARMENT SPECIFICATION SHEET	12	
	2.10	DIFFERENCE BETWEEN SPEC SHEET AND TECH PACK		
	2.11	PROCEDURE OF MAKING SPECIFICATION SHEET	13	
	2.12	COMMON SOURCES IN SPECIFICATION SHEET	14	
03.	MATERIALA & METHODS		15	
	3.1	INITIATIVE	16	
	3.2	PROCESS FLOW CHART OF DESIGN OF A TECHNICAL PACKAGE	17	
	3.3	TECHNICAL PACKAGE OF A KNIT GARMENT	18	
	3.4	TECHNICAL PACKAGE OF A WOVEN GARMENT	24	
	3.5	MERCHANT’S RESPONSIBILITY AFTER RECEIVING TECHNICAL PACKAGE	34	
	3.5.1	Necessary of Technical Package for Merchant	35	
	3.6	PRODUCTION PROCEDURE OF BUYER “MICHAEL KORS”	44	
04.	RESULTS & DISCUSSION		50	
	4.0	PREFACE	51	

4.1	COMPONENTS OF TECHNICAL PACKAGE		51	
	4.1.1	STYLE NUMBER OF TECHNICAL PACKAGE	52	
	4.1.2	GARMENT TECHNICAL DESIGN OR FLAT SKETCH	55	
	4.1.3	FABRIC SPECIFICATION	56	
	4.1.4	COLOR SPECIFICATION	58	
	4.1.5	TRIM SPECIFICATION	61	
	4.1.6	ARTWORK	63	
	4.1.7	SEAM AND STITCH SPECIFICATION AND PLACEMENT	69	
	4.1.8	LABEL SPECIFICATION	70	
	4.1.9	FOLDING & PACKAGING SPECIFICATION	72	
		4.1.9.1 Standard Packing As per “MICHAEL KORS” Recommended		
	4.1.10	TESTING METHODS	73	
		4.1.10.1 Standard of Testing As per “MICHAEL KORS” Recommended		
	4.1.11	POINT OF MEASUREMENT (POM)	74	
	4.1.12	SIZE SET MEASUREMENT SHEET	85	
	4.1.13	IMPORTANCE OF A TECHNICAL PACKAGE	89	
05.	CONCLUSION		90	
	5.1	CONCLUSION	91	
##	REFERENCE		92	

LIST OF TABLES

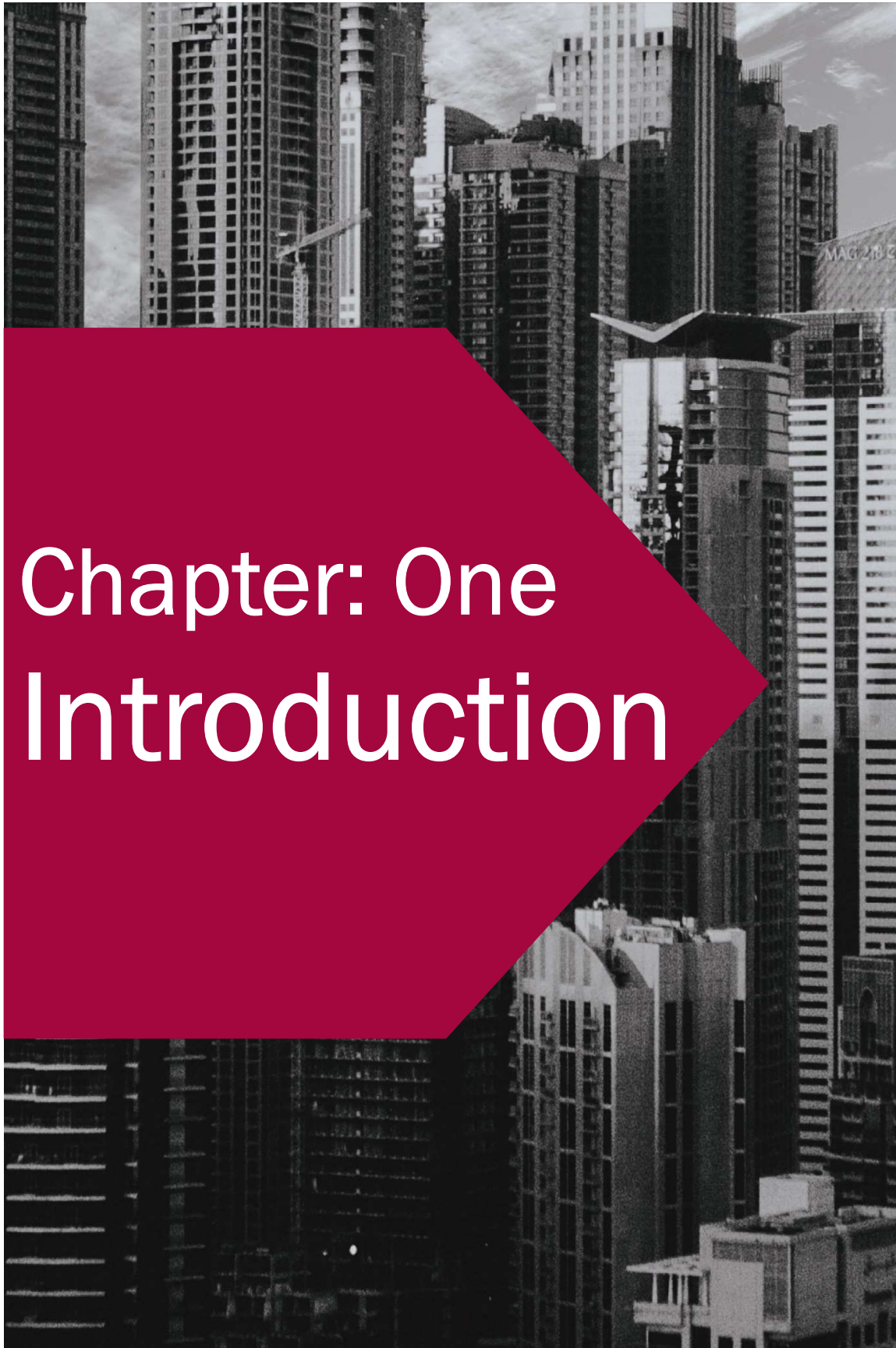
Serial no.	Name of the Table	Page no.	Remarks
3.5.1	KNIT FABRIC BOOKING LIST	37	
3.5.2	WOVEN FABRIC BOOKING LIST	38	
3.5.3	BULK ZIPPER BOOKING CHART	39	
3.5.4	MOCK OFF TRACKING CHART	40	
3.5.5	KNIT SAMPLE TRACKING CHART	41	
3.5.6	WOVEN SAMPLE TRACKING CHART	42	
3.6.1	SHIPMENT TOLERANCE AND PLANTS	49	
4.1.1.1	LIST STYLE NO. THAT WE WORK ON (KNIT)	53	
4.1.1.2	LIST STYLE NO. THAT WE WORK ON (WOVEN)	54	
4.1.3.1	KNIT PRODUCT FABRIC INSPECTION	56	
4.1.3.2	WOVEN PRODUCT FABRIC INSPECTION	57	
4.1.4.1	COLOR CODE FROM PANTONE BOOK WHICH IS SENT FROM BUYER	58	
4.1.4.2	STYLE WISE KNIT FABRIC COLOR NAME AND CONSTRUCTION CODE	59	
4.1.4.3	STYLE WISE WOVEN FABRIC COLOR NAME AND CONSTRUCTION CODE	60	
4.1.11.1	STANDARD OF POM AS PER “MICHAEL KORS” RECOMMENDED	77	

LIST OF FIGURES

Serial no.	Name of the Figure	Page no.	Remarks
3.3.1	PRODUCT OVERVIEW	18	
3.3.2	SKETCH OVERVIEW	19	
3.3.3	ARTWORK	20	
3.3.4	BILL OF MATERIAL	21	
3.3.5	COLOR DETAILS	22	
3.3.6	MEASUREMENT CHART	23	
3.4.1	PRODUCT OVERVIEW	24	
3.4.2	SKETCH OVERVIEW	25	
3.4.3	ARTWORK	26	
3.4.4	ARTWORK OF FABRIC	27	
3.4.5	ARTWORK OF STITCH	28	
3.4.6	BILL OF MATERIALS	29	
3.4.7	BILL OF MATERIALS	30	
3.4.8	COLOR DETAILS	31	
3.4.9	MEASUREMENT CHART	32	
3.6.1	<i>Mock Off Design</i>	44	
4.1.1.1	A Style No. In A Tech Pack (KNIT)	35	
4.1.1.2	A Style No. In A Tech Pack (WOVEN)		
4.1.2.1	Sketch of Knit & Woven Tops and Knit Bottom	55	
4.1.5.1	Trims Used in Knit Tops	61	
4.1.5.2	Trims Used in Knit Bottom	62	
4.1.5.3	Trims Used in Woven Tops		
4.1.6.1	All Over Camo Print in Body Fabric (Sapphire Blue)	63	
4.1.6.2	All Over Print in Body Fabric (Husk)	64	
4.1.6.3	Stripe in All over in The Fabric	65	
4.1.6.4	Embroidery logo Artwork	66	
4.1.6.5	Print Logo Tape Artwork		
4.1.6.6	MK HD LOGO Artwork	67	
4.1.6.7	MK Collar Cuff Tipping Artwork		
4.1.6.8	MK Polo Shirt Artwork	68	
4.1.6.9	MK Bottom Artwork		
4.1.7.1	Sketch of Stitch & Seam Placement	69	
4.1.8.1	Knit Full Sleeve Labeling Information in Tech Pack	70	
4.1.8.2	Knit Bottom Labeling Information in Tech Pack		
4.1.8.3	Knit Arm logo QZ Labeling Information in Tech Pack	71	
4.1.8.4	Woven Top Labeling Information in Tech Pack		
4.1.9.1	Demo of Packaging System	72	
4.1.11.1	Point of Measurement of Knit Shirt	74	
4.1.11.2	Point of Measurement of Woven Shirt	75	
4.1.12.1	Graded Measurement Sheet for Knit Tops (V-Neck)	85	
4.1.12.2	<i>Graded Measurement Sheet for Knit Tops (Polo Shirt)</i>	86	
4.1.12.3	<i>Graded Measurement Sheet for Woven Tops (Shirt)</i>	87	

ABSTRACT

Bangladesh is an emerging economy of the world. High capacity garments industry and integrated primary industry is playing the leading role in building the growing economy. In fact, Bangladesh has become somewhat like a hub for the world apparel industry. The ‘made in Bangladesh’ tag has also brought glory for Bangladesh, making it a prestigious brand across the globe. According to McKinsey report Bangladesh is the next hot spot, next China. To continue the glory, it is very important to start appropriately with the requirements of buyer. And buyers provide their requirements as a technical package. In this study 159 technical packages have been analyzed to find out the different components for easy understanding to get the order. It was found that all the necessary things required to prepare a sample are clearly stated in technical packages.



Chapter: One Introduction

1.1 INTRODUCTION

Within today's global clothing industry, apparel that is domestically made is often manufactured in other countries. The technical kit, a series of forms that defines the specifications of the clothing, is critical to ensuring the correct and cost-effective implementation of a given design. Apparel Management Development and the Technical Package provide the fundamentals of production management and provide clear instructions for developing each production package part. Tech pack is the technical package short form of the clothing. The universal type of mode and the fashion industries is Tech Packages. It explains all the details of a particular clothing, which a team of people who speak a different language must communicate, understand, discuss and bring alive. The software package or tech package is the report used during the whole process of clothing production. Tech Pack is a written guidance for a style which contains all specific information on the provision of certain clothing. It is the information package or a complete information package to develop and execute the samples. Technical packs are electronic images of designs showing the related views, dimensions, materials and other details necessary for design development. It is the best base for the transmission of an original design. A well-developed software kit will significantly reduce manufacturing and production time, costs and in effect the organization's reputation for good quality clothing. This incorporates all the specifics of a particular clothing style. The paper is usually prepared by the author and finished in consultation with dealers and then sent to the bulk sampling department or the manufacturing department for the Bulk manufacturing reference and guide. At the beginning of an export order, it is sent by the buyer to the clothes merchandisers.

1.2 MOTIVE

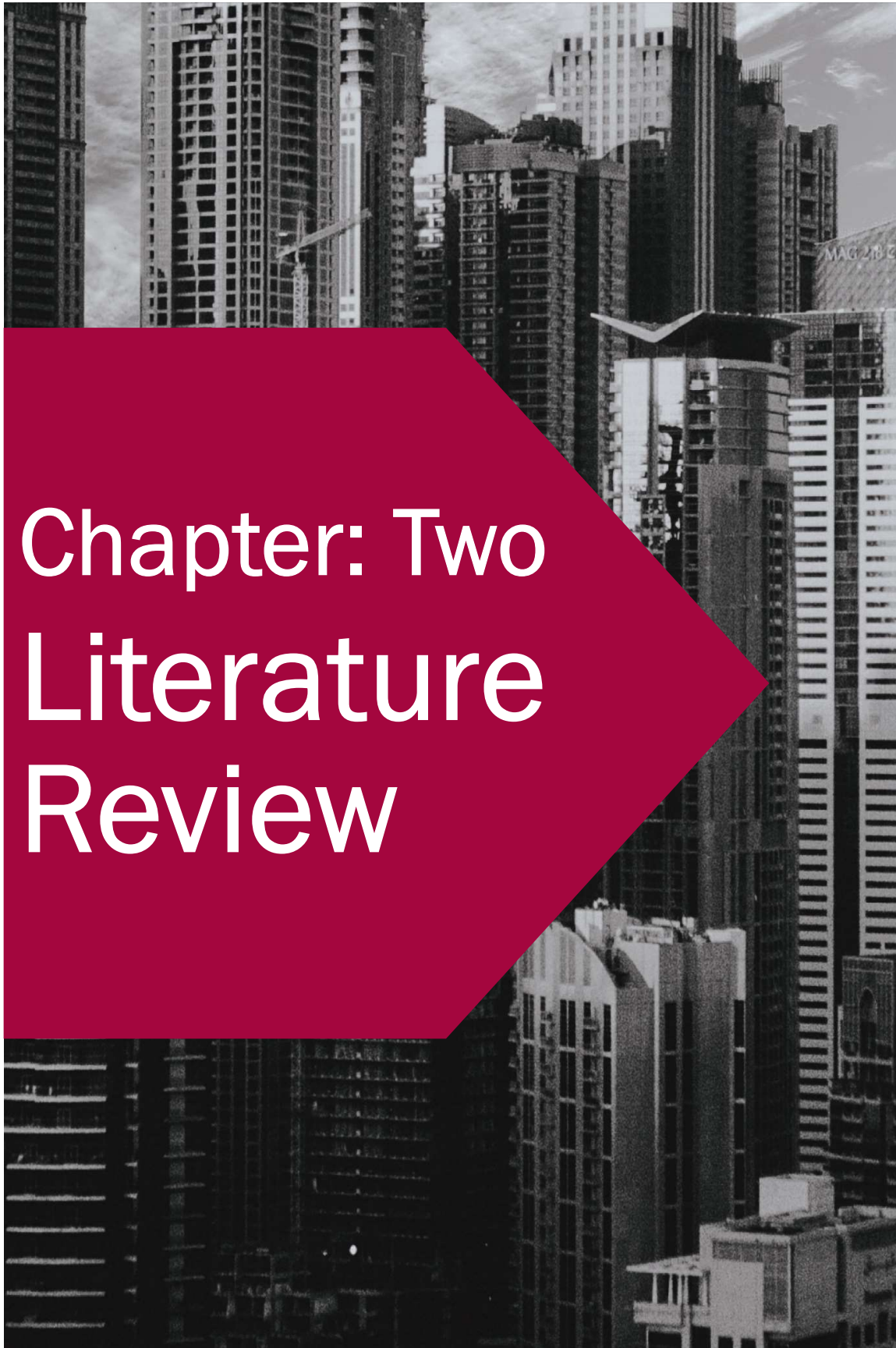
- ☐ To know about right decision in right time in right place. ^[2]
- ☐ To know about a developed tech pack, which is reducing the changes of misunderstanding between buyer and supplier.
- ☐ To aware about how to ^[2]reduce errors and save time in production, reduce issues with communication, and ultimately save money and frustration.
- ☐ To know about clear instructions on construction, stitching, materials and fit.
- ☐ Each little and significant detail in terms of technology package for a clothing manufacturer, to ensure that the item is created correctly.
- ☐ To aware about how ^[2]tech packs makes the production process smoother and faster.
- ☐ To know about estimate ^[2]resources required for construction of a particular style.
- ☐ A tech pack is so detailed and so precise that any manufacturer can submit all over the world and they can produce the clothing they want without further details.

1.3 DESTINATION

In order to ensure that the bearing we built is manufactured according to our exact specification and to reduce the risk of costly errors. This reduces the risk of an error occurring during testing and processing of bulk. It can enhance our working relationship with your manufacturer and pave the way for a strong future relationship.

A thoroughly thought-out technology package ensures accurate costing early. The manufacturer can also split the costs into materials, components and labor costs with your tech pack. All this information helps us to decide if fundamental changes to our selection must be made before we start making trends, collecting and sampling.

A design with a comprehensive package reduces sampling lead times, avoids mistakes and ultimately helps market the product more quickly. At any time, a tech pack can be referenced. Some elements of this product may wish to make minor changes in the next series.



Chapter: Two Literature Review

2.1 INDICATION

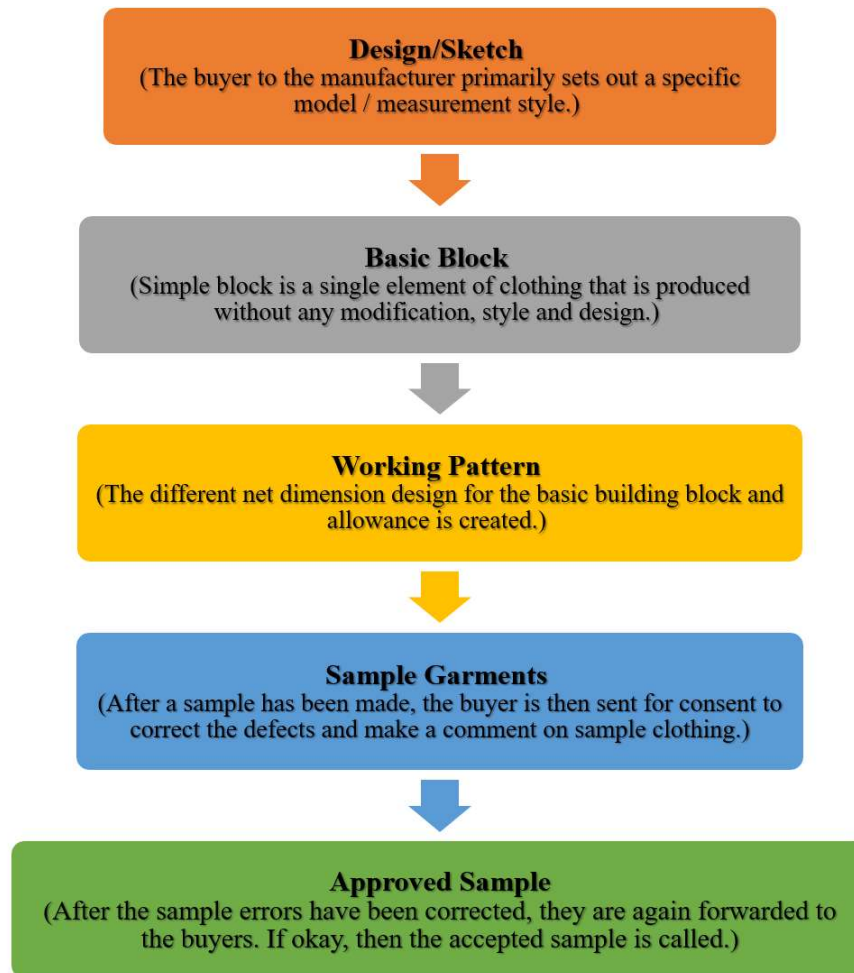
The clothing industry is one of the world's largest industries. For many parts of the global economy it is one of the most important sources of revenue. In terms of income generation and job creation, it plays a crucial role in developing a country economy. The clothing industry is one of the strong sources of industrial work for millions. Due to global procurement and a high level of price competition, the industry is undergoing dramatic changes. As preferred demographic factors change, consumer behavior and disposable income increase (Curtin, R. T. 1982). The world's exports of garments, which exceeded \$108 billion (1990), have dramatically increased to \$453 billion in 2004, a rise of 138% over the last 14 years (He, L. 2011). Their growth was also positive (De Mooij, M., 2013). A total of 50% of international exports of apparel from Asian countries (Gereffi, G., & Memedovic, O. 2003). To succeed in the industry, it is important to understand its structure and to update its market knowledge, product trends and a well-developed technique package for clothing production, including the manufacture side and the retail side of its products. The driving seat of the production clothing is held in technological packages. This research shows the importance and effectiveness of innovative packaging in the clothing industry.

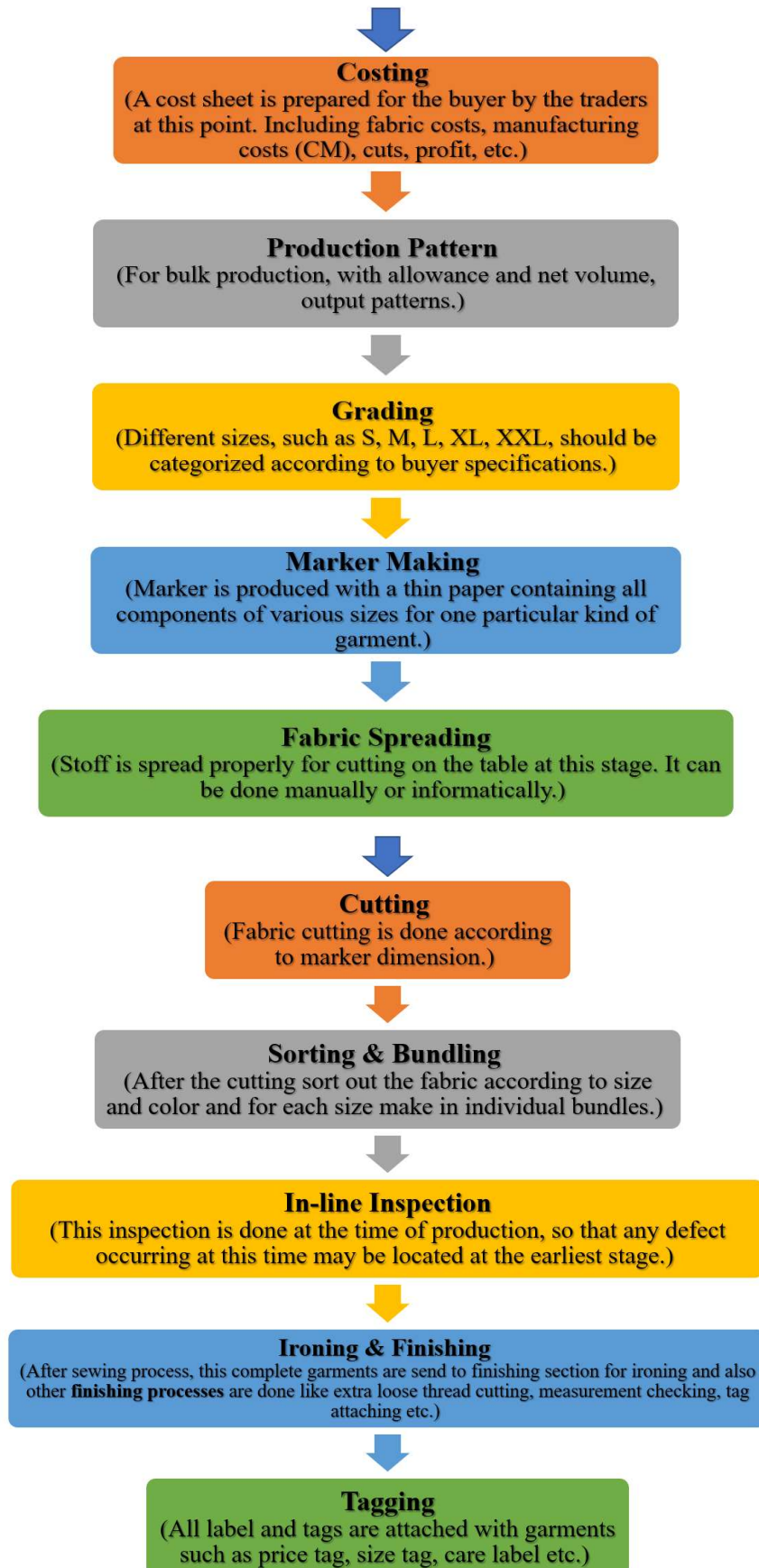
2.2 PROCESS OF MANUFACTURING OF APPAREL

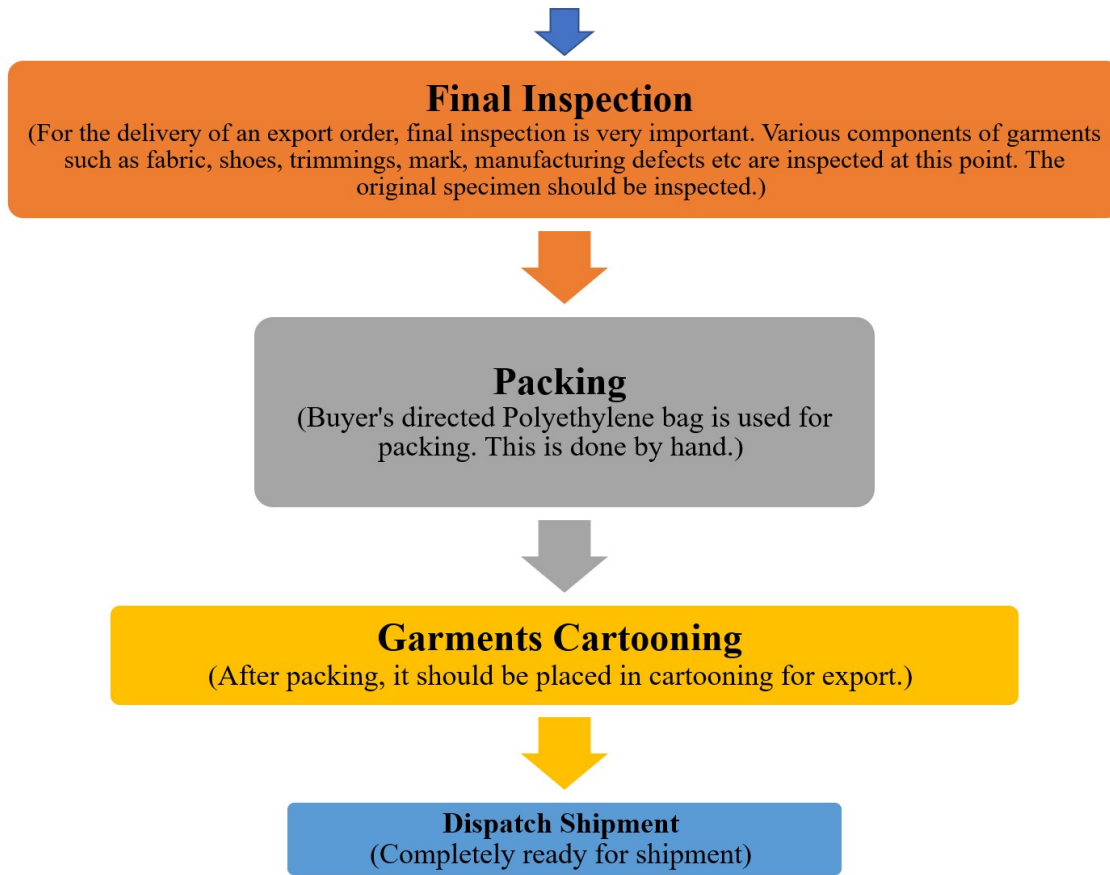
To make a full garment, some steps and techniques rely on it. The cycle of production of clothing starts with receipt of orders and finishes when finished clothing is dispatched. When we illustrate, this includes numerous manufacturing phases such as Product Design, Stoff Selection and Testing, Material Manufacture, Degreeing, Marking, Dissemination, Cutting, Bundling, Sewing, Pressing or Folding, Finishing & Detailing, Tining & Washing, Que. This flow chart helps to understand how raw materials are transported from one phase to another until they are solved into the appropriate clothing.

Many processing phases or sequences are involved in the manufacturing technology for the large-scale production of bearings. I shall list here the flowchart of manufacturing of garments, which you should obey while making a garment.

2.3 SEQUENCE OF PRODUCTION OF CLOTHES





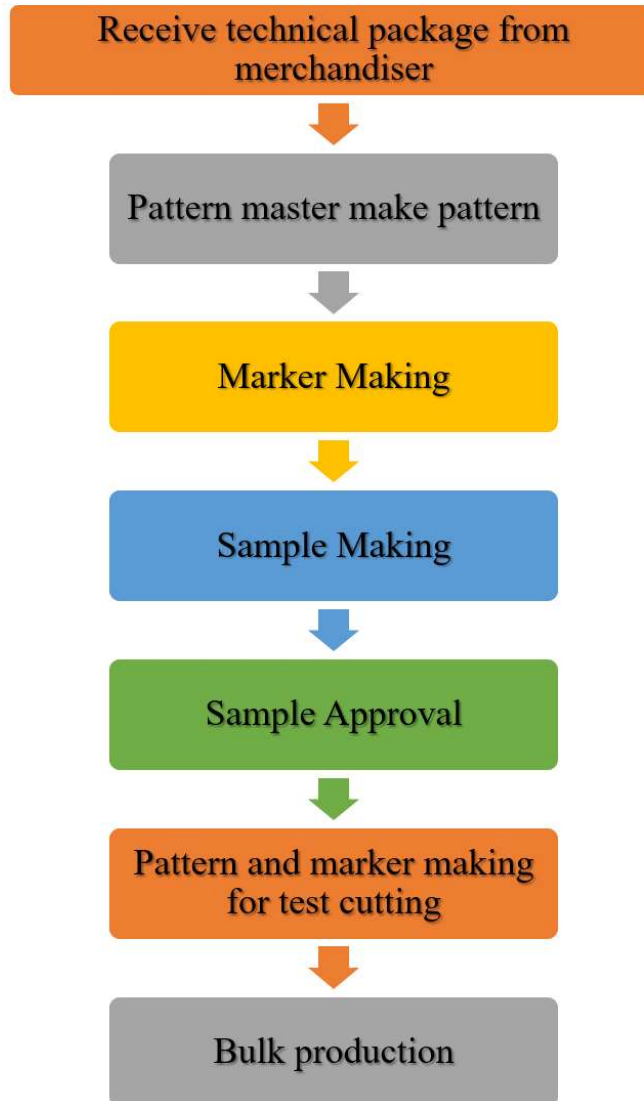


2.4 SAMPLING

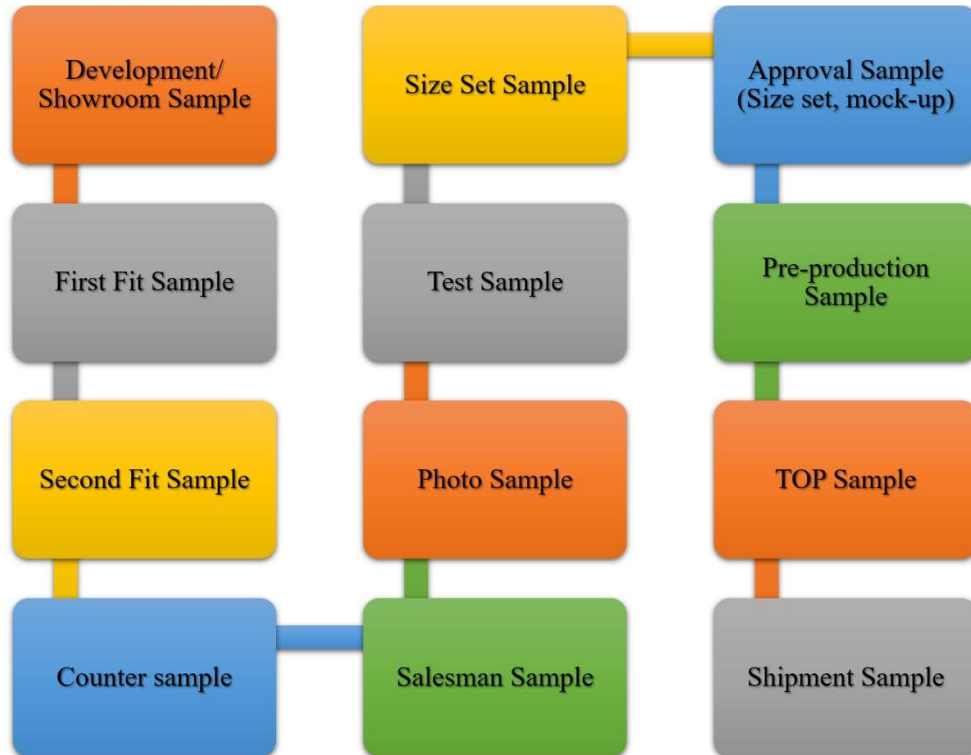
Sample is the reference garments corresponds to-

- ☐ The artwork done by designer/ developer
- ☐ Particular PO
- ☐ Any revision to the style work
- ☐ Conform with any particular requirement, etc.

2.5 PROCESS FLOW CHART OF SAMPLING



2.6 ORDER OF SAMPLING



2.7 DEFINITION OF TECHNICAL PACKAGE

A technical package contains all of the product's technical information. It is a crucial document in the production of new collections for designers and production teams, as it helps to convey more directly to your producer.

Nevertheless, most developers still forget the report and ignore it as unimportant, leading to communication problems and costly mistakes and delays to be avoided. Read on to see why and what you need for this package is so important. Login to the Supply compass and build them in minutes to create your own tech packs for free.

2.8 USES OF A TECHNICAL PACKAGE

☐ Quotes

The business will be able to pay more accurately more efficiently if merchant send out a detailed technical package and an application for an initial quote, which means less uncertainty and more leverage over cash flow.

☐ Communication

Technical packages simplify and explain interaction between the merchant and his/her supplier, through mistakes and misunderstandings. For production abroad and through time zones and cultures they are even more relevant.

☐ Project manual

A merchant usually has a single contact point in a company that takes care of the whole of his/her order; design, procurement, testing and manufacturing. Those items, however, passes through a large number of different people and departments in the factory during this process and they must all operate from the same file. If not all of the revisions and details are missing or misinterpreted, his/her tech pack will essentially be an instruction manual that will provide clarity, consistency and cohesion throughout the production process.

☐ Contract

The tech pack is a deal between merchant and his/her supplier and is signed together with his/her samples.

2.9 DEFINITION OF GARMENT SPECIFICATION SHEET

A garment specification sheet or spec sheet is a written report with a product design description, a technical diagram / sketch and a product measurement.

Specification sheeting is a product blueprint, sometimes referred to as the technical package or tech package. 1 Specification sheet of clothing is an important manufacturing document. The main aim of supplying the manufacturer with clothing specification sheets is to promote all manufacturing processes for clothing.

At the beginning of an apparel export order, the buyer supplies it to the clothes dealers and usually receive the soft copy (PDF file) of the buyer's cleaning sheet of garments.

2.10 DIFFERENCE BETWEEN SPEC SHEET AND TECH PACK

BESIS	SPEC SHEET	TECH PACK
CATEGORIZATION	A spec sheet is only a part of the entire design technical kit.	The spec sheet is included.
INFORMATION	The details of a specific style are provided in the manufacturer of clothing, which needs to prepare patterns for gradient measurement and gradation between sizes.	Specify factory specifics, drying and cleaning treatment, prints, etc. aside from the details of the particular sheets in the clothing style.

2.11 PROCEDURE OF MAKING SPECIFICATION SHEET

- Adobe Illustrator can be used by artists as a technical drawing or as a technical artist.
- Writing details need a thorough understanding of the price and quality of the product, the enterprise and the target market. Eg–If all shoulder seams are to be sealed, additional expenses should be measured for supplies (tape), work and machine attachments.
- Someone with the experience of patterns or patterns will take part in calculating and ranking.
- The tech kit should include photos and technical drawings. Digital templates that can help organize all of the data can also be found.
- Documentation of the style such as ratings, textiles, fit commentary can be found in separate work sheets in Excel. Everything in a single document must be available.
- Tech packs should also include all labels or packaging details which can be inserted in the excellence sheet in a separate tab.
- Many companies make use, if they have their staff to make a specification sheet, of a database that includes information on the products, market test items, accumulated experience and knowledge.

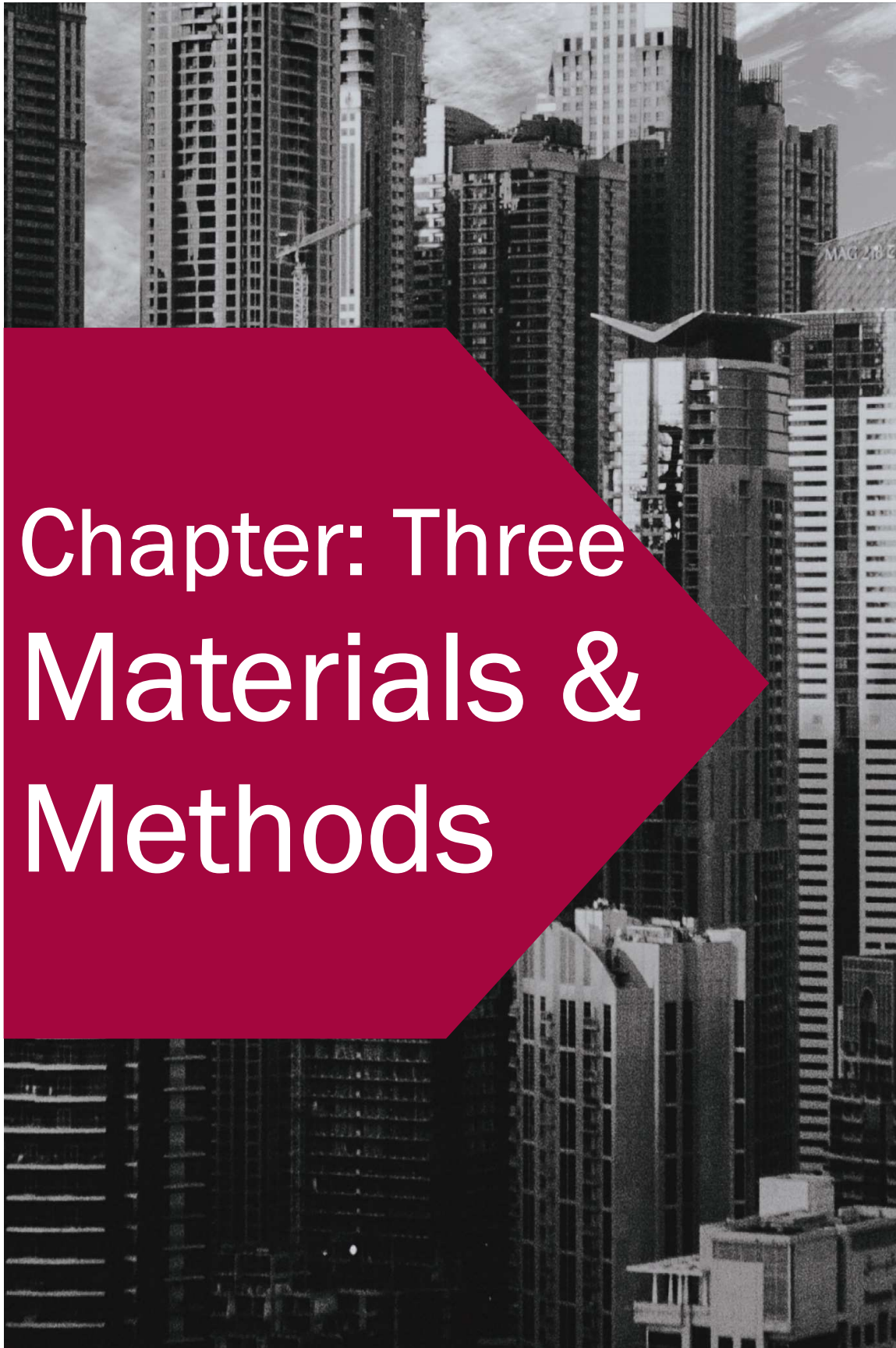
2.12 COMMON SOURCES IN SPECIFICATION SHEET

- A large amount of information is contained in textbooks and reference books relating to design, development, flat design and manufacturing. For examples. Some text books include yarn size, yarn twist, and weight information for a wide variety of basic materials. The elementary knowledge of the components of the garment may be referred to in this information.

- Standard test methods often help to write requirements on the functionality, quality and performance of the materials, as they describe the information to be gathered in the test and the form and type of information to document after completion of the test.

- The goods and the materials from which they are produced are excellent sources of information.

- The experience of the people involved in making the fabric also provides an excellent source of information. Training also requires considerable experience and the personal use of textile materials.



Chapter: Three Materials & Methods

3.1 INITIATIVE

Tech Pack is a guide for the manufacturing process. This is a graphic and written report that indicates the design, exercise, manufacturing process, measuring and sizing of clothing. In order to achieve the desired result, the buyer coordinate the tech-pack with the manufacturing seller. The product quality is tested during the entire manufacture cycle in a tech-pack.

In order to ensure the correct execution of garment patterns in finished garments, the specification sheets provide major details. It helps to generate reliable specimens that increase time to turn and facilitate interaction at all levels of production and quality control. Software includes detailed technical charts, construction notes, measuring finished fabric, product yields and trim information. The size and information provided is typically customized to suit the needs of the company.

Once tech-pack is frozen for any style, the manufacturing department must be able to proceed with the manufacturing process without having to refer to the designer for any production aspect. The merchandisers can therefore proceed and ensure that the required material as per the tech pack is delivered in the right amount at the right time by the production department.

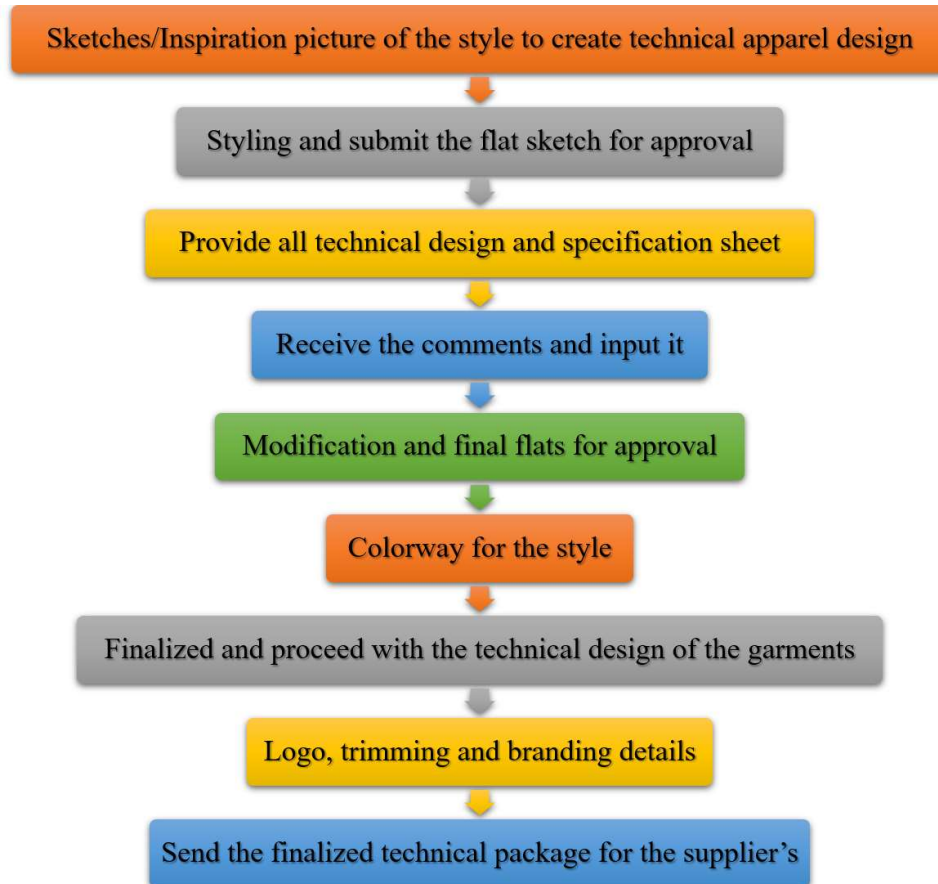
Generally, the buyer offers the tech-pack to the merchant or manufacturer with internal design and product design capabilities and then the tech-pack is prepared by the design and technical team and approved by the buyer.

Basically, we work with the **American Buyer**, named **“MICHAEL KORS”**. The logo of **MICHAEL KORS** is given below:



MICHAEL KORS

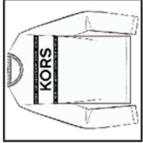
3.2 PROCESS FLOW CHART OF DESIGN OF A TECHNICAL PACKAGE



First of all, for designing a technical package, have to create a sketch of a garment product with a particular style number. Then that style with the sketch will be submitted and if it approved then should be make a particular specification sheet or and Point of Measurement (POM) sheet for that style. In the technical package, there needed the Bill of Material (BOM) for knowing about the products fabric details, trims as well as accessories. Then receive the comment about the spec sheet and bill of material sheet and keep it to modify and finally flats should be approved. After that, colorway of the style will be measured with a standard and that is “PANTONE BOOK”. Then from the book the specified in the technical package about the colorway of that product. After finalized and proceed with the technical package of the garments. Then logo trimming and branding details will be included in the technical package. And, lastly, send the finalized technical package to the supplier’s.

3.3 TECHNICAL PACKAGE OF A KNIT GARMENT

3.3.1 PRODUCT OVERVIEW



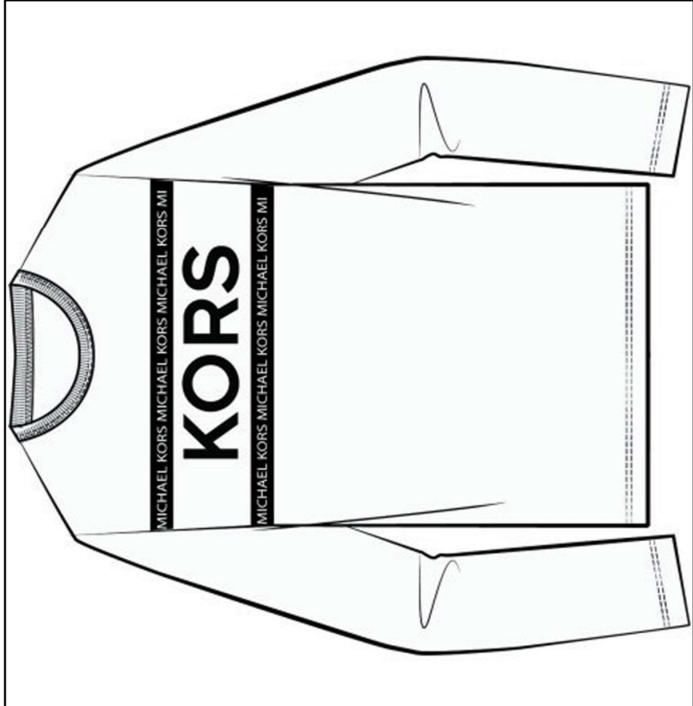
Style: KF05JS7FV4
Season: F0
Body #: 5JS7
Fabric Code: FV4
Fabric: COTTON JERSEY

MICHAEL KORS

Brand: Michael Kors Mens
Division: Mens MMK Cut-ups

Agent: MMK
Factory:
Design Status: Not Approved
Product Status: Showroom

Description: MK TAPE LS TEE
Product Type: Knits Top
Size Range:



Delivery Period: Delivery 1

Fabric Content: 100% Cotton

Construction / Yarn Size:

Sweater Construction:

Sweater Gauge:

Garment Wash:

NO WASH

Color Number	Color Name	Proto Sample
001	Black	No
030	Heather Grey	No
100	White	No

© 2014 and all other rights to the property of Michael Kors and its affiliates. This document and its contents are strictly confidential and for authorized recipients only. Unauthorized disclosure, copying, distribution or use is strictly prohibited.

09/12/2019 02:23:18PM
Page 1 of 5

3.3.2 SKETCH OVERVIEW

Sketch Overview

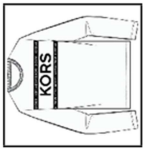
	Style: KF05JS7FV4	Description: MK TAPE LS TEE	Agent: MMK	MICHAEL KORS
Season: F0			Factory:	Brand: Michael Kors Mens
Body #: 5JS7			Design Status: Not Approved	Division: Mens MMK Cut-ups
Fabric Code: FV4			Product Status: Showroom	
Fabric: COTTON JERSEY				
		Product Type: Knits Top		
		Size Range:		



© 2014 and all other rights to the property of Michael Kors and its affiliates. This document and its contents are strictly confidential and for authorized recipients only. Unauthorized disclosure, copying, distribution or use is strictly prohibited.

09/12/2019 02:23:18PM
Page 2 of 5

3.3.3 ARTWORK







Artwork	
	<p>Style: KF05JS7FV4 Season: F0 Body #: 5JS7 Fabric Code: FV4 Fabric: COTTON JERSEY</p>
<p>Description: MK TAPE LS TEE Product Type: Knitls Top Size Range:</p>	<p>Agent: MMK Factory: Design Status: Not Approved Product Status: Showroom</p>
<p>MICHAEL KORS Brand: Michael Kors Mens Division: Mens MMK Cut-ups</p>	

Comment:

6JS7 KORS LOGO ARTWORK & PITCH SHEET

- CENTERED AT CF BETWEEN THE TWO MK LOGO TAPES, 5" DOWN FROM CF NK SEAM

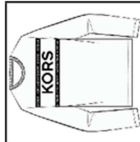


	PLASTISOL PRINT
	GROUND
	BLACK
	WHITE
	HEATHER GREY
	BLACK

© 2014 and all other rights to the property of Michael Kors and its affiliates. This document and its contents are strictly confidential and for authorized recipients only. Unauthorized disclosure, copying, distribution or use is strictly prohibited.

09/12/2019 02:23:18PM
Page 3 of 5

3.3.4 BILL OF MATERIAL



Style: KF05JS7FV4
Season: F0
Body #: 5JS7
Fabric Code: FV4
Fabric: COTTON JERSEY

Bill of Materials

DESCRIPTION: MK TAPE LS TEE

AGENT: MMK
FACTORY:
DESIGN STATUS: Not Approved
PRODUCT STATUS: Showroom

BRAND: Michael Kors Mens
DIVISION: Mens MMK Cut-ups

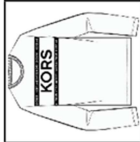
MICHAEL KORS

Image	Type	Fabric Code	Article #	Name	Description	Supplier	Size	Qty	Placement	Comments
	Knit	FV4	REF J27	KNT-213084	COTTON JERSEY			0.0	ALL BODY	
Trim										
	Flat Knit Rib		PER FTY	FKR-100004	1x1 RIB TRIM		cm	0.0	NECK	
	Tape/Cord		ZW-JPT003	TC-100555	PRINTED SOLID NYLON TAPE W 'MICHAEL KORS' - ZW-JPT003		1/2 IN	0.0		
	Thread		standard	TH-100008	Standard thread		N/A tex	0.0	ALL THREADS	
Label										
	Care Label		TMK3000CU	CL-900009	CARE LABEL FOR OFF PRICE - TMK3000CU			1.0		
	Hangtag		MKC-743C	HT-100094	NEW VERSION OF MKC-743 CUT UPS HANG TAG - MKC-743C	SML		1.0		
	Main Label		MKC-112	ML-1000109	MENS COLLECTION SIZE COO LABEL	SML		1.0		
	Main Label		MKC-742	ML-880063	MENS COLLECTION MAIN LABEL 3 - TOP SEWN LABEL (FOR CUT N SEW)			1.0		

© 2014 and all other rights to the property of Michael Kors and its affiliates. This document and its contents are strictly confidential and for authorized recipients only. Unauthorized disclosure, copying, distribution or use is strictly prohibited.

09/12/2019 02:23:18PM
Page 4 of 5

3.3.5 COLOR DETAILS



Style: KF05JS7FV4
Season: F0
Body #: 5JS7
Fabric Code: FV4
Fabric: COTTON JERSEY

Color Details

Description: MK TAPE LS TEE

Agent: MMK
Factory:

Design Status: Not Approved
Product Status: Showroom

Product Type: Knits Top
Size Range:

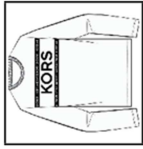
MICHAEL KORS

Brand: Michael Kors Mens
Division: Mens MMK Cut-ups

TYPE	Article #	Name	Black 001	Heather Grey 030	White 100				
Fabric									
Knit	REF-J27	KNT-213084	Black	Heather Grey	White				
Trim									
Flat Knit Rib	PER FTY	FKR-100004	Black	Heather Grey	White				
Tape/Cord	ZW-JPT003	TC-100555	WHITE WITH BLACK TEXT	BLACK WITH WHITE TEXT	BLACK WITH WHITE TEXT				
Thread	standard	TH-100008	dftm	dftm	dftm				
Label									
Care Label	TMK3000CU	CL-900009							
Hangtag	MKC-743C	HT-100094							
Main Label	MKC-112	ML-1000109							
Main Label	MKC-742	ML-880063							

© 2014 and all other rights to the property of Michael Kors and its affiliates. This document and its contents are strictly confidential and for authorized recipients only. Unauthorized disclosure, copying, distribution or use is strictly prohibited. 09/12/2019 02:23:18PM Page 5 of 5

3.3.6 MEASUREMENT CHART



Style: KF05JS7FV4
Season: FO
Body #: 5JS7
Fabric Code: FV4
Fabric: COTTON JERSEY

Description: MK TAPE LS TEE
Product Type: Knits Top
Size Range: XS-XXXL

Agent: MMK
Factory:
Design Status: Not Approved
Product Status: Fit

MICHAEL KORS
Brand: Michael Kors Mens
Division: Mens MMK Cut-ups

Current Measurements

POM	Description	POM Comments	Tol(-)	Tol(+)	Current Measurement
POM-400001	BL - Front length from HPS to bottom		3/8	3/8	28 1/2
POM-400004	AB - Shoulder slope		1/4	1/4	2 1/4
POM163552	Shoulder seam forward (Evenly)		1/8	1/8	3/4
POM-400003	AB - Across shoulder		3/8	3/8	17 1/2
POM-400009	AB - Across front 7" from HPS		3/8	3/8	15 1/4
POM-400016	AB - Across back 7" from HPS		3/8	3/8	16
POM-400026	AB - Chest width- 1" below armhole		1/2	1/2	21
POM102655	Bottom opening width		1/2	1/2	20 1/2
POM154841	Bottom and sleeve hem height	To seam	1/8	1/8	7/8
POM-400119	NK - Neck width- HPS to HPS	To seam	1/8	1/8	7
POM-400127	NK - Front neck drop from HPS	To seam	1/8	1/8	4 1/2
POM-400133	NK - Back neck drop from HPS	To seam	1/8	1/8	1/2
POM315914	TR - Neck Trim height	1x1 rib	1/8	1/8	3/4
POM-400463	TR - Inside Neck Trim binding height		1/8	1/8	3/8
POM-400166	SL - Sleeve length from CB neck- 3 points- long		3/8	3/8	35 1/2
POM-400171	AH - Armhole straight		1/4	1/4	9
POM-400186	SL - Cap height		1/4	1/4	6 1/4
POM-400189	SL - Muscle width 1" below armhole		1/4	1/4	7 1/2
POM221043	Forearm 8" from cuff opening		1/4	1/4	5 1/2
POM-400204	SL - Sleeve opening width- long		1/4	1/4	4 1/2
POM234050	Logo Placement from HPS		1/8	1/8	7 3/4

© 2014 and all other rights to the property of Michael Kors and its affiliates. This document and its contents are strictly confidential and for authorized recipients only. Unauthorized disclosure, copying, distribution or use is strictly prohibited.

10/07/2019 04:10:30PM
Page 1 of 1

3.4 TECHNICAL PACKAGE OF A WOVEN GARMENT

3.4.1 PRODUCT OVERVIEW

Style: KS04CE985V
Season: SO
Body #: 4CE9
Fabric Code: 85V
Fabric: PRINTED COTTON

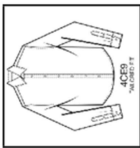
Product Overview

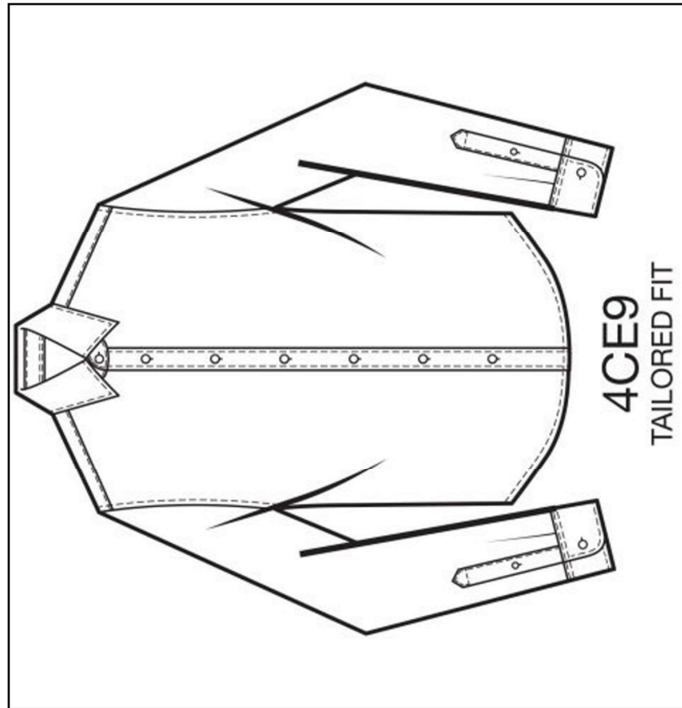
Description: LS TONAL PAISLEY
Agent: MMK
Factory:
Design Status: Not Approved
Product Status: Showroom

Brand: Michael Kors Mens
Division: Mens MMK Cut-ups

Product Type: Wovens Shirt
Size Range:

MICHAEL KORS





Delivery Period: Delivery 1

Fabric Content: 100% Cotton

Construction / Yarn Size:
164X90 60X60+30D

Sweater Construction:

Sweater Gauge:

Garment Wash:

NO WASH

Color Number	Color Name	Proto Sample
436	Chambray	No
625	Winter Red	No

© 2014 and all other rights to the property of Michael Kors and its affiliates. This document and its contents are strictly confidential and for authorized recipients only. Unauthorized disclosure, copying, distribution or use is strictly prohibited.

03/21/2019 10:08:16AM
Page 1 of 8

3.4.2 SKETCH OVERVIEW

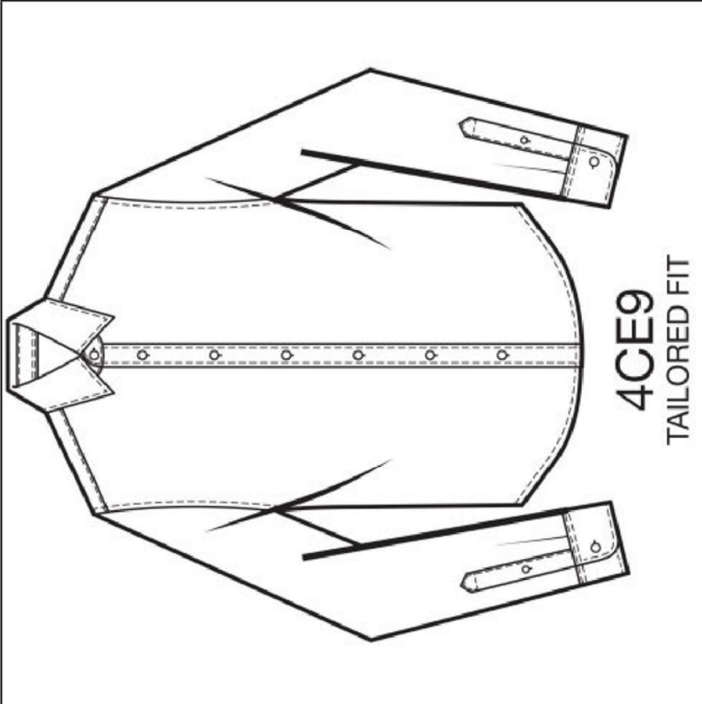
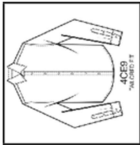
Sketch Overview

MICHAEL KORS
Brand: Michael Kors Mens
Division: Mens MMK Cut-ups

Agent: MMK
Factory:
Design Status: Not Approved
Product Status: Showroom

Style: KS04CE985V
Description: LS TONAL PAISLEY
Product Type: Womens Shirt
Size Range:

Season: S0
Body #: 4CE9
Fabric Code: 85V
Fabric: PRINTED COTTON



Hem Finish
Sleeve Finish
Fashioning

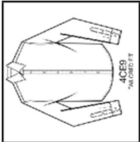
Neck Trim
Collar Trim
Placket Trim

4CE9
TAILORED FIT

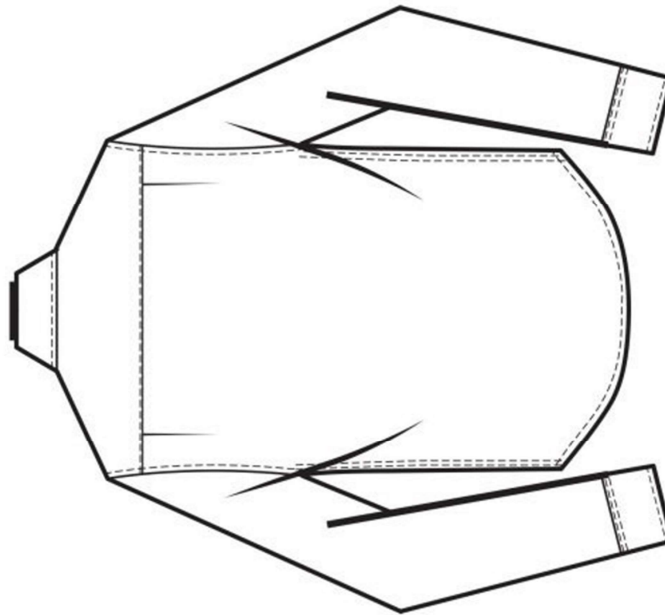
© 2014 and all other rights to the property of Michael Kors and its affiliates. This document and its contents are strictly confidential and for authorized recipients only. Unauthorized disclosure, copying, distribution or use is strictly prohibited.

03/21/2019 10:08:18AM
Page 2 of 8

3.4.3 ARTWORK

Artwork	
	style: KS04CE985V
Season: S0	Description: LS TONAL PAISLEY
Body #: 4CE9	Agent: MMK
Fabric Code: 85V	Factory:
Fabric: PRINTED COTTON	Design Status: Not Approved
	Product Status: Showroom
	Product Type: Wovens Shirt
	Size Range:
MICHAEL KORS	
Brand: Michael Kors Mens	
Division: Mens MMK Cut-ups	

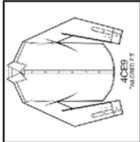
Comment:




© 2014 and all other rights to the property of Michael Kors and its affiliates. This document and its contents are strictly confidential and for authorized recipients only. Unauthorized disclosure, copying, distribution or use is strictly prohibited.

03/21/2019 10:08:18AM
Page 3 of 8

3.4.4 ARTWORK OF FABRIC

ARTWORK	
	Style: KS04CE985V
Season: S0	Description: LS TONAL PAISLEY
Body #: 4CE9	Agent: MMK
Fabric Code: 85V	Factory:
Fabric: PRINTED COTTON	Design Status: Not Approved
	Product Status: Showroom
	Product Type: Wovens Shirt
	Size Range:
	Brand: Michael Kors Mens
	Division: Mens MMK Cut-ups

Comment:

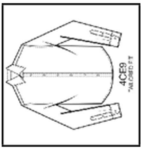


© 2014 and all other rights to the property of Michael Kors and its affiliates. This document and its contents are strictly confidential and for authorized recipients only. Unauthorized disclosure, copying, distribution or use is strictly prohibited.

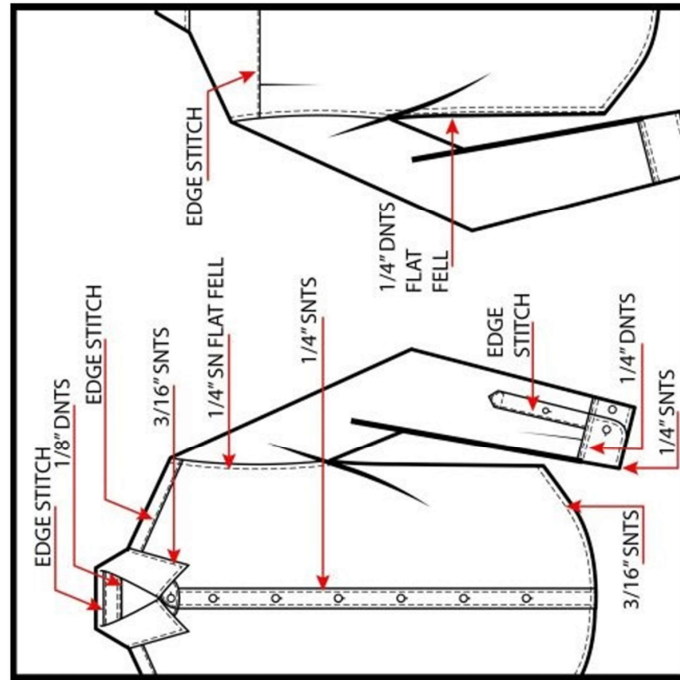
03/21/2019 10:08:18AM
Page 4 of 8

3.4.5 ARTWORK OF STITCH

MICHAEL KORS	
Brand: Michael Kors Mens Division: Mens MMK Cut-ups	
Agent: MMK Factory:	
Design Status: Not Approved Product Status: Showroom	
Artwork	
Style: KS04CE985V	Description: LS TONAL PAISLEY
Season: S0	
Body #: 4CE9	Product Type: Womens Shirt
Fabric Code: 85V	Size Range:
Fabric: PRINTED COTTON	



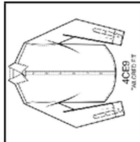
Comment:



© 2014 and all other rights to the property of Michael Kors and its affiliates. This document and its contents are strictly confidential and for authorized recipients only. Unauthorized disclosure, copying, distribution or use is strictly prohibited.

03/21/2019 10:08:18AM
Page 5 of 8

3.4.6 BILL OF MATERIALS



Style: KS04CE985V
Season: S0
Body #: 4CE9
Fabric Code: 85V
Fabric: PRINTED COTTON



Bill of Materials

DESCRIPTION: LS TONAL PAISLEY

MICHAEL KORS

Agent: MMK
Factory:
Design Status: Not Approved
Product Status: Showroom

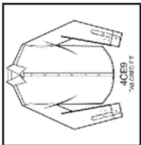
Brand: Michael Kors Mens
Division: Mens MMK Cut-Ups

Image	Type	Fabric Code	Article #	Name	Description	Supplier	Size	Qty	Placement	Comments
	Woven	4AZ		WN-223006	END ON END			0.0	INSIDE COLLAR SHAWL, SLEEVES, CUFFS, INTERIOR, PLACKET	
	Woven	85V	REF#65J	WN-227337	PRINTED COTTON			0.0	BODY	
Trim										
	Button		TMK-276	BU-10060	OFF PRICE BUTTON	ITS	14 ligne	3.0	SLEEVE PLACKETS	1 EXTRA
	Button		TMK-276	BU-10060	OFF PRICE BUTTON	ITS	18 ligne	10.0	CF. CUFFS	1 EXTRA
	Collar Stay		MKC2054	Col-100009	PLAIN PLASTIC COLLAR STAY - MKC2054	Esquel	64MM	2.0	COLLAR POINTS	WHITE
	Thread		standard	TH-100008	Standard thread		N/A tex	0.0	ALL THREADS	
Label										
	Care Label		TMK3000CU	CL-900009	CARE LABEL FOR OFF PRICE - TMK3000CU			1.0		
	Fit Label		MKC-984	FL-100010	MENS COLLECTION TAILORED FIT LABEL	SML		1.0		
	Hangtag		MKC-743C	HT-100094	NEW VERSION OF MKC-743 CUT UPS HANG TAG - MKC-743C	SML		1.0		
	Main Label		MKC-112	ML-1000109	MENS COLLECTION SIZE COO LABEL	SML		1.0		
	Main Label		MKC-740	ML-880062	MENS COLLECTION MAIN LABEL 2 (FOR SHIRTS SWEATER BOTTOMS)	SML		1.0		

© 2014 and all other rights to the property of Michael Kors and its affiliates. This document and its contents are strictly confidential and for authorized recipients only. Unauthorized disclosure, copying, distribution or use is strictly prohibited.

03/21/2019 10:08:18AM
Page 6 of 8

3.4.7 BILL OF MATERIALS



Style: KS04CE985V
Season: S0
Body #: 4CE9
Fabric Code: 85V
Fabric: PRINTED COTTON

Description: LS TONAL PAISLEY
Product Type: Wovens Shirt
Size Range:

Agent: MMK
Factory:
Design Status: Not Approved
Product Status: Showroom

MICHAEL KORS


Brand: Michael Kors Mens
Division: Mens MMK Cut-ups

Image	Type	Fabric Code	Article #	Name	Description	Supplier	Size	Qty	Placement	Comments
	MiscLabel		MKC-837	ML-100011	MENS COLLECTION MICHAEL KORS LABEL	SML		1.0		

© 2014 and all other rights to the property of Michael Kors and its affiliates. This document and its contents are strictly confidential and for authorized recipients only. Unauthorized disclosure, copying, distribution or use is strictly prohibited.

03/21/2019 10:08:18AM
Page 7 of 8

3.4.8 COLOR DETAILS



Color Details

Style: KS04CE985V **Description:** LS TONAL PAISLEY

Season: S0 **Agent:** MMK

Body #: 4CE9 **Factory:**

Fabric Code: 85V **Product Type:** Wovens Shirt

Fabric: PRINTED COTTON **Size Range:**

MICHAEL KORS

Brand: Michael Kors Mens

Division: Mens MMK Cut-ups

Design Status: Not Approved **Product Status:** Showroom

TYPE	Article #	Name	Chambrey 436	Winter Red 625						
Fabric										
Woven		WN-223006	Ash Melange	Ash Melange						
Woven	REF#65J	WN-227337	Chambrey	Winter Red						
Trim										
Button	TMK-276	BU-10060	SMOKE TMK-276	SMOKE TMK-276						
Button	TMK-276	BU-10060	SMOKE TMK-276	SMOKE TMK-276						
Collar Stay	MKC2054	Col-100009	-	-						
Thread	standard	TH-100008	dtn	dtn						
Label										
Care Label	TMK3000CU	CL-900009								
Fit Label	MKC-984	FL-100010								
Hangtag	MKC-743C	HT-100094								
Main Label	MKC-112	ML-1000109								
Main Label	MKC-740	ML-880062								
Misc Label	MKC-837	ML-100011								

© 2014 and all other rights to the property of Michael Kors and its affiliates. This document and its contents are strictly confidential and for authorized recipients only. Unauthorized disclosure, copying, distribution or use is strictly prohibited. 03/21/2019 10:08:18AM Page 8 of 8

3.4.9 MEASUREMENT CHART

Style: KF94CE976V
Season: F9
Body #: 4CE9
Fabric Code: 76V
Fabric: Printed Cotton

Graded Increments

Agent: MMK
Factory:
Design Status: Not Approved
Product Status: Fit



MICHAEL KORS
Brand: Michael Kors Mens
Division: Mens MMK Cut-Ups

POM	Description	POM Comments	ToI(-)	ToI(+)	XS	S	M	L	XL	XXL	XXXL
POM-400001	BL - Front length from HFS to bottom	CLASSIC FIT BLOCK -Based on 4CCR	1/4	1/2	-3/8	-3/8	30 1/2	3/4	3/4	3/4	3/4
POM-400000	BL - Length from CB neck to bottom		1/4	1/2	-1/4	-1/4	31 1/2	5/8	5/8	5/8	5/8
POM-400286	YK - Shoulder Seam forward @ neck		1/8	1/8	0	0	1	0	0	0	0
POM-400025	AB - Chest circumference- 1" below armhole		3/8	5/8	-2	-2	45 1/2	3	3	3	3
POM-400054	WA - Waist placement from HFS		1/8	1/8	-1/4	-1/4	18 1/2	1/4	1/4	1/4	1/4
POM-400056	WA - Waist circumference center- relaxed/straight		3/8	3/4	-2	-2	43 1/2	3	3	3	3
POM-400113	BO - Bottom opening width- straight		3/8	3/4	-2	-2	43 3/4	3	3	3	3
POM102551	Hem height		0	0	0	0	3 1/6	0	0	0	0
POM-400004	AB - Shoulder slope		1/8	1/8	0	0	2 1/4	0	0	0	0
POM-400003	AB - Across shoulder		1/4	1/4	-1/2	-1/2	18 1/2	3/4	3/4	3/4	3/4
POM-400009	AB - Across front 7" from HFS (mens)		1/4	1/4	-1/2	-1/2	15 1/2	3/4	3/4	3/4	3/4
POM219982	AB - Across back 7" from HFS	Meas. W/pleats closed	1/4	1/4	-1/2	-1/2	17 1/2	3/4	3/4	3/4	3/4
POM-400153	PK-CF Top Placket width	W/ 7/8" under placket width (stitch)	0	0	0	0	1 1/4	0	0	0	0
POM-400117	BL - Front shirt tail curve height		1/8	1/8	0	0	1 3/4	0	0	0	0
POM-400118	BL - Back shirt tail curve height		1/8	1/8	0	0	3 1/4	0	0	0	0
POM-400119	NK - Neck width- HFS to HFS	TFC-100 = Tailored fit collar	1/8	1/4	-1/4	-1/4	6 1/4	1/4	1/4	1/4	1/4
POM-400127	NK - Front neck drop from HFS	TFC-100	1/8	1/8	-1/8	-1/8	3 13/16	1/8	1/8	1/8	1/8
POM-400133	NK - Back neck drop from HFS	TFC-100	0	0	-1/8	-1/8	5/8	1/8	1/8	1/8	1/8
POM-400137	CL - Collar height @ CB	TFC-100	0	0	0	0	1 5/8	0	0	0	0
POM-400138	CL - Collar band length- CF to CF	TFC-100	1/4	1/4	-3/4	-3/4	16 1/2	3/4	3/4	3/4	3/4
POM-400140	CL - Collar band height @ CB	TFC-100	0	0	0	0	1 1/8	0	0	0	0
POM102550	COLLAR STAND HEIGHT AT CF	TFC-100	0	0	0	0	3/4	0	0	0	0
POM-400143	CL - Collar spread	TFC-100	1/8	1/8	0	0	3 1/2	0	0	0	0
POM-400144	CL - Collar point	TFC-100	1/8	1/8	0	0	2 1/2	0	0	0	0
POM-400145	CL - Tie space	TFC-100	1/8	1/8	0	0	1/4	0	0	0	0
POM-400166	SL - Sleeve length from CB neck- 3 points- long		1/4	1/2	-3/4	-3/4	35 1/2	1	1	1	1
POM-400168	AH - Armhole circumference- contoured		1/4	1/2	-3/4	-3/4	21 1/2	1 1/8	1 1/8	1 1/8	1 1/8
POM-400186	SL - Cap height		1/8	1/8	-1/8	-1/8	5 3/4	1/4	1/4	1/4	1/4

© 2014 and all other rights to the property of Michael Kors and its affiliates. This document and its contents are strictly confidential and for authorized recipients only. Unauthorized disclosure, copying, distribution or use is strictly prohibited. 01/30/2019 05:36:05PM Page 9 of 10

Graded Increments

Style: KF94CE976V
Season: F9
Body #: 4CE9
Fabric Code: 76V
Fabric: Printed Cotton

Description: LS ROSE PRINT
Agent: MMK
Factory:

Product Type: Wovens Shirt
Size Range: XS-XXXL

MICHAEL KORS

Brand: Michael Kors Mens
Division: Mens MMK Cut-Ups

Design Status: Not Approved
Product Status: Fit



POM	Description	POM Comments	Tol(-)	Tol(+)	XS	S	M	L	XL	XXL	XXXL
POM-400188	SL - Muscle circumference 1" below armhole		1/4	1/2	-5/8	-5/8	16 1/4	3/4	3/4	3/4	3/4
FOM278190	SL - Elbow circumference 12" from sleeve opening	SPEC ADDED --UPDATED 1/9/2018	1/4	1/4	-1/2	-1/2	13 3/4	5/8	5/8	5/8	5/8
POM-400201	SL - Sleeve opening circumference- long		1/4	1/4	-1/4	-1/4	9 1/4	3/8	3/8	3/8	3/8
POM-400208	CU - Cuff height from join seam	Round cuff corner	1/8	1/8	0	0	2 1/2	0	0	0	0
POM-400210	PK - Sleeve placket length at center		1/8	1/8	0	0	6 1/2	0	0	0	0
POM-400210	PK - Sleeve placket length at side		1/8	1/8	0	0	6	0	0	0	0
POM-400211	PK - Sleeve placket width		1/8	1/8	0	0	1	0	0	0	0
POM-400212	PK - Sleeve placket box height		1/8	1/8	0	0	7/8	0	0	0	0
POM-400213	PK - Sleeve placket box width		0	0	0	0	7/8	0	0	0	0
POM-400214	PL - Sleeve pleat placement from edge		1/8	1/8	0	0	1 5/8	0	0	0	0
POM-400215	PL - Sleeve pleat depth		1/8	1/8	0	0	1/2	0	0	0	0
POM-400217	PL - Sleeve pleat #		0	0	0	0	1	0	0	0	0
POM238312	sleeve placket placement from inseam		1/8	1/8	-	-1/4	2	0	0	1/4	0
FOM-400261	TR - Button spacing- 1st button from neck seam		1/8	1/8	0	0	2 1/2	0	0	0	0
FOM-400263	TR - Button spacing- remaining buttons		1/8	1/8	-1/8	-1/8	3 5/8	1/8	1/8	1/8	1/8
FOM-400289	YK - Yoke height @ CB		1/8	1/8	0	0	3	0	0	0	0
FOM239656	Knife pleat placement on Back Yoke from AH		1/8	1/8	-1/8	-1/8	2 3/4	1/8	1/8	1/8	1/8
FOM239725	YK - Knife Pleat Depth	On Back yoke seam	0	0	0	0	1/2	0	0	0	0

© 2014 and all other rights to the property of Michael Kors and its affiliates. This document and its contents are strictly confidential and for authorized recipients only. Unauthorized disclosure, copying, distribution or use is strictly prohibited.

01/30/2019 05:36:05PM
Page 10 of 4

3.5 MERCHANT’S RESPONSIBILITY AFTER RECEIVING TECHNICAL PACKAGE

Mainly, merchant’s responsibility is from tech pack receiving to product shipment. Firstly, merchant receive the tech packs from the buyer. Then he figures out from the tech packs, what types of product should be made. That means is it men’s or women’s product, knit or woven product. In the tech pack, merchant analysis the sketch, style no., style name, product type, product status, GSM, fabric content, rib content, color name, Embroidery/ Print location, Contrast, testing requirement, washing requirement, stitch arrangement, artworks, finishing requirement, trim content, label content etc.

After that, he lists it out from the tech pack that DPI, Style No., Style Description, Image, Contrast, Fabric Quality, Color, Fabric Booking Code and some buyer recommended samples like, Fabric Swatch, Thread/Embroidery/Print Mock up, Development Sample/SRS, Fit Sample, Counter Sample, Test Sample, Photo Sample, PP Sample, Approval Sample, Sign Sample, TOP Sample, Shipment Sample etc.

Next, he booking the fabric and accessories and also the buyer recommended poly, sticker, hangtag, hanger and all the things related to the production. In the meantime, he gets shipment date from the buyer also the L/C and after getting this, he makes his TNA report. After some days, the pre-booked fabric and accessories is come and then he takes it to the sample room for making the perfect sample.

Firstly, he makes development sample or SRS sample from the sample room. In he gives those to the buyer. Once the approved, the merchant makes the costing of those product and negotiate with the buyer about the price. After approving the costing, then the sample room makes the fit sample. If fit not approved from the buyer, then 2nd fit sample also be made. From every particular sample, the made counter sample also for the sample room as well as the merchant.

In the meantime, merchant makes the mockup from sample room and give it to the buyer. Then sample room make the test sample which is tested from SGS. Then the made the pp sample which should be in appropriate fabric, trims and accessories. If approve the pp from the buyer,

then by doing pp meeting, bulk production of those product is started. During bulk production, some samples should be collecting from the bulk and give it to the buyer, which is named TOP sample, that means Top of Production Sample.

During running the bulk production, merchant should follow up the whole process. With merchant, a trusted person is assigned in the inspection room, who is given approval of all the sampling process by inspection. Because any silly mistake can break the trust of the buyer. Then by FOB method, the shipment will be gone. And then in due date, the L/C is showing at the bank, then the expected amount of the shipment should be collected. After receiving the product, buyer comment on it and then the session of that product is ended.

So, as we can see that the process of receiving the tech pack to deliver the product to the buyer is the responsibility of a merchant. And a merchant’s important role is to be honest and punctual. Also, his most valuable work is “Follow Up”. That’s all a merchant should be done.

3.5.1 Necessary of Technical Package for Merchant

There are 7 main advantages showing traders why technology packages are a must to create a fashion product.

1. Get error-free samples

The software pack will tell how you build the sample and what is included in your model marker or factory. The better the more info. Take nothing as a matter of course. Don't leave a chance at all. A complete and easy-to-read technology package increases your sample's chance to fit your original vision.

2. Get accurate price quotations

Because the software kit is more comprehensive, it will be much easier for your company to calculate how much time the project will take and therefore how much it is going to cost. In other words, the smaller your tech kit, the more accurate your price estimate is.

3. It keeps your manufacturer accountable

Once your production begins, you and your producer will sign your tech package into a de facto reference contract. You can always refer to the technical kit to show the errors and how to repair them, if, for example, your plant turns on materials or trim and create something that does not validate your instructions.

4. It’s a reference point for quality control

Your tech pack is the master document your QA process uses. You will test the measurement points against the tolerances you have built into your engineering battery for every round of samples. If you deviate from your tolerance, your manufacturer will have to inform you of the changes that you need. The marks, construction, materials, and seams must also be reviewed.

5. It tracks change requests

It's possible that your ideal sample will take several rounds to complete regardless of how reliable your tech pack is. You will have to request modifications to your manufacturer during fit sample reviews. You must keep track of what has been done and what needs to be done. All these changes must be archived and organized in various tech package versions.










6. It saves you time and money

It takes time and effort to build a full software kit. An investment that completely pays off given how much time, cash and headaches you save. It includes waste on inaccurate specimens, development costs and logistics samples. The pitfalls are easily avoided in all phases of the consumer production process by using an in-depth tech pack that monitors everything.

7. It helps you collaborate in teams

You can combine various roles within your supply chain with your tech pack. It is possible for designers, product creators, customers and quality control planers to work together to create better products more efficiently from a single report to a collaborative environment. For example, a designer may not know exactly what a skirt measures, but may only estimate where it is going to reach the leg and convey it in the tech pack. This scenario can be extended to a number of things, such as pocket trim specifics and final information, which are vital to the final design. The pattern maker could then fill in the gap and provide specific steps with this engineering packing as an intermediate.

3.5.1 Knit Fabric Booking List

MK		Michael Kors										
MICHAEL KORS		SP20 - Knit Fabric Sample Tracking Chart										
SL	Image	Style	Style Name	Details	GSM	Fabric Content	Flat knit collar-cuff	2x2/1x1 Rib	160gsm, 100%cotton,S/J contrast	Color Name	Fabric Code	
1		KF95HSW4UR	SOLID POCKET TEE	Emb DTM	155	55% cotton 45% poly,Birds eye pique	No			MIDNIGHT-rcv	MIDNIGHT	218/9/19
				Solid color pique fabric in neck						BLACK	BLACK	218/9/19
				Pocket S/J fabric						ATLANTIC-rcv	ATLANTIC	218/9/19
										MERLOT-rcv	MERLOT	218/9/19
2		KF05JPJ4UR	LS W SOLID POCKET TEE	Emb in White, S/J pocket, Solid color pique fabric in neck	155	55% cotton 45% poly,Birds eye pique	No	MIDNIGHT-rcv	Midnight	MIDNIGHT	218/9/19	
3		KU85FGW4UR	BIRDSEYE TRIM POLO	Emb DTM	155	55% cotton 45% poly,Birds eye pique	DTM color	No	No	BLACK	218/9/19	
				Collar-cuff DTM						MIDNIGHT	218/9/19	
				3HC chambray-S91210						ATLANTIC	218/9/19	
										DK CHAMBRAY	218/9/19	
										MERLOT	218/9/19	
4		KF05JPW4UR	PIQUE W MK EMB HOODY	Emb contrast	155	55% cotton 45% poly,Birds eye pique	No	No	No	ATLANTIC	218/9/19	
				Hood is single part in 2 cut construction						BURNT ORANGE	218/9/19	
										SHIP BLUE	218/9/19	
										MERLOT	218/9/19	
										DK CHAMBRAY	218/9/19	
										BLACK	218/9/19	
5		GF95HTH6VG	LS BD KNIT SHIRT WPKT	Emb DTM on pocket	210	65% cotton, 35% polySolid pique	No	No	No	MIDNIGHT	40/10/19	
				Contrast Indigo Chambray S91210						ATLANTIC	217/10/19	
										BLACK	40/10/19	
				Side Dog house						BURNT ORANGE	247/10/19	
										DK CHAMBRAY	40/10/19	
										MERLOT	40/10/19	
6		KF05JPU6VG	LS 8TTN DWN KNIT SHIRT	Emb DTMon chest	210	65% cotton, 35% polySolid pique	No	No	No	MIDNIGHT	40/10/19	
				Contrast Indigo Chambray S91210						ATLANTIC	217/10/19	
										BLACK	40/10/19	
				Side Dog house						DK CHAMBRAY	40/10/19	
7		KF95JOL81B	LS 8TTN DOWN PKT SHIRT	Emb DTM on pocket	180	100% cotton, Interlock	No	No	No	BLACK	237/9/19	
				Contrast Indigo Chambray and side dog house						MIDNIGHT	237/9/19	
										MERLOT	237/9/19	
8		KF05JRB8NU	MK SOFT CREW	Print on chest	240	100% Cotton, Double knit	No	2x2 rib with tipping	Sea green	ATLANTIC	109/10/19	
				S/J in binding - contrast					Chambray	DK CHAMBRAY	110/10/19	
									Storm	BLACK	111/10/19	
				2x2 rib tipping					Pep red	MERLOT	112/10/19	
									Dark Chambray	MIDNIGHT	40/11/19	
9		KS85FJ351V	TIPPED V NECK	Heat seal on chest	215	100% cotton,Y/D Stripe pique	No	No	No	MIDNIGHT	81/10/19	
										BLACK	82/10/19	
										HEATHER GREY	83/10/19	

3.5.2 Woven Fabric Booking List

SP20 Woven Fabric Tracking Chart



MICHAEL KORS

SL	Style #	Picture	Fabric Picture	Body Code	Fabric Code	Style Description	Color Name
1	KS04CE9857			4CE9	857	LS PAISLEY PRINT	CHAMBRAY
2	KS04CE985B			4CE9	85B	LS FLORAL PRINT	CHAMBRAY
3	GS04CE985U			4CE9	85U	LS STRETCH TONAL PAISLEY	Winter Red
4	GS04CE985M			4CE9	85M	LS PRINTED PATCHWORK	MIDNIGHT
5	KS04CE986W			4CE9	86W	LS EXTRA GEO PRINT	WHITE
6	GS04CE985U			4CE9	85U	LS STRETCH TONAL PAISLEY	CHAMBRAY
7	KS04CE985N			4CE9	85N	LS ASHER CHECK	MIDNIGHT
8	KS04CE985W			4CE9	85W	LS PRINTED FLORAL CHK	RASPBERRY
9	KS04CE985Z			4CE9	85Z	LS RIPPLE FLORAL	BLACK
10	GS04CE9860			4CE9	860	LS CAMO PRINT	OLIVE
11	KS04CE9886			4CE9	886	LS FLORAL SEERSKR PRINT	MIDNIGHT
12	GS04CE9886			4CE9	886	LS FLORAL SEERSKR PRINT	MIDNIGHT
13	KS04CE986C			4CE9	86C	LS CHAMBRAY DOT	DK CHAMBRAY
14	KS04CE9855			4CE9	855	LS BROOKLYN PLAID	MIDNIGHT

3.5.3 Bulk Zipper Booking Chart



MICHAEL KORS

SP20 Style wise Bulk Zipper Booking

Type	MK article code	Name	Description	Ykk BD code	Spec
Zipper code	MKC2010	ZR-100174	STANDARD COIL ZIPPER TEETH ALL SIZES - MKC2010	Item: C1FC-56 DA8MKR70 V3 P16 KENSIN N-ANTI P-TB Item code: 3133265	Zipper size: No. 05 Slider Finishing: Gun metal Top & Bottom: Plastic
Zipper Puller	MKC2038	ZP-100137	METAL ANGULAR TEAR DROP ZIPPER PULL WITH 'MK' LOGO - GUNMETAL - V3 finish MKC2038		
Zipper Tape	MKC2029	ZR-100176	STANDARD YKK POLYESTER TAPE - SIZE DEPENDENT ON TEETH GAUGE - MKC2029		

MKC2038- Zipper	
Garment colot	Ash milange
Zipper tape	DTM
Zipper puller color	GUNMETAL- V3 V3
Total	6180

Black	Midnight	White
DTM	DTM	DTM
GUNMETAL- V3 V3	GUNMETAL- V3 V3	NICKEL - C5 C5
9888	3708	4944

Zipper Length	8.5"	9"	9.5"	Total	Remarks
Gmt Size	S	M, L & XL	XXL		
Tape & Zipper teeth Color	Black	9888		9888	qty in pcs
	Midnight	618	3090	3708	
	White		4944	4944	
Ash Melange		6180		6180	











Each Color Bulk samples needs to be delivered to Head office, sample quantity added to above bulk
 8.5" = 25 pcs
 9" = 25 pcs

3.5.4 Mock Off Tracking Chart

MICHAEL KORS										MICHAEL KORS		
SP 20 Knit Thread Mock Off, Emb. Mock Off, Print Mock Off										MICHAEL KORS		
Sl.	DPI	Style	Color	BKL Fabric Code	Sweing Thread Code	Thread Mock Off Status	Button	Emb. Thread Code	Heat Seal Off Status	Emb. Mock Off Status	Print Mock Off Status	
1	901844	GS05J9CFV4	Chambray	27/9/19	C7225	RCV	Smoke	R-1+001#3	RCV	RCV	RCV	
2	901845	KR75FGW51V	Black	75/9/19	C0097	RCV	Smoke	Heat Seal	RCV	RCV	RCV	
3	901848	GS05FGW49H	Pistachio		63URH	RCV	Natural	TBA	RCV	RCV	RCV	
			White		C1750	RCV	Natural	W0010	RCV	RCV	RCV	
4	901849	K585FJ351V	Midnight		C7900	RCV	Smoke	TBA	RCV	RCV	RCV	
			Black		C0097	RCV	Smoke		RCV	RCV	RCV	
			Midnight		C7900	RCV	No Button	Heat Seal	RCV	RCV	RCV	
5	901847	KS05J8Z4UR	Marine Blue	74/9/19	71NRH	RCV			RCV	RCV	RCV	
			White		C1750	RCV	Natural	Hrat Seal	RCV	RCV	RCV	
6	901846	HS05JIN4UR	Midnight	42/9/19	C7900	RCV	Smoke		RCV	RCV	RCV	
			Black	42/9/19	C0097	RCV	Smoke	W0011	RCV	RCV	RCV	
			White		C1750	RCV	Natural	W0010	RCV	RCV	RCV	
			Ocean		C7533	RCV	Natural	W263	RCV	RCV	RCV	
7	901851	KS05J9K6KF	Black	R-19/396	C0097	RCV			RCV	RCV	RCV	
			White		C1750	RCV	No Button		RCV	RCV	RCV	
8	901850, 2, 3-60	KS05J9K6US, KS95H6X6US, KS95H6W6US, KS95H6V6US	Heather Grey		C9131	RCV			RCV	RCV	RCV	
			Black		C0097	RCV		No. Emb.	RCV	RCV	RCV	
			White		C1750	RCV			RCV	RCV	RCV	
			Heather Grey		C9131	RCV	No Button		RCV	RCV	RCV	
			Midnight		C7900	RCV			RCV	RCV		

Emb. Mockup Cutting Size: Width: 5.5" and Length: 4"
 Thread Mock Off Size: 2.5" X 2.5"
 Print Mock Off Size: As per the Size of Print Area

3.5.5 Knit Sample Tracking Chart

DPI	Style	Style Description	Image	Season - SP20				MMX PP and All PP, Testing Request				TOP						
				Halfmoon	Contrast	Emb/Print	Fabric Quality	Color	BKL Code	Fabric cutting swatch 6x6	MMX PP with 12x12 fab. cutting Quantity	PP Quantity	MMX TOP	Stranmart	Ross	MMI	MK Ref.	Testing Quantity
901844	GS05J9CFV4	PRINTED FLORAL POLO		Yes	No	Emb at chest	100% cotton, S/J-AOP, 160gsm	Chambray-AOP	27/9/19		5							4
901848	KS05FGW49H	ICE CREAM PRINT POLO		Yes	No	Emb at chest	100% cotton, S/J-AOP, 160gsm	Pistachio White Midnight			6							4
901845	KR75FGW51V	BIRDSEYE STRIPED POLO			Solid pique	Heat seal at chest	100% cotton, Y/D Stripe pique, 215gsm	Black	75/9/19		5				K-3	K-3		4
901849	KS85FJ351V	TIPPED VNECK		No	No	Heat seal at chest	100% cotton, Y/D Stripe pique, 215gsm	Black Midnight Marine Blue	74/9/19		5				K-3	K-3		4
901847	KS05J8Z4UR	KORS PALM LOGO POLO		No	No	Heat seal at chest	55%ctn45% poly, birds eye pique, 155gsm	White Midnight	42/9/19		6							4
901846	HS05J1N4UR	BASIC PIQUE POLO		No	No	Emb at chest	55%ctn45% poly, birds eye pique, 155gsm	Black White Ocean	42/9/19		5				H-3			4
902108	KS05J9S6US	TONAL CAMO PANEL CREW		No	Yes- S/J	Print in Chest	60%ctn40% poly, fleece, 240gsm	Black			5							4
901851	KS05J9K6KF	KORS HD STRIPED CREW		No	Yes- S/J	Print in chest	60%ctn40% poly, fleece, 240gsm	Black White Heather Grey	R-19/396	4	6							4
901850	KS05J9K6US	KORS HD STRIPED CREW		No	Yes- S/J	Print in chest	60%ctn40% poly, fleece, 240gsm	Black White Heather Grey			5							4
901852	KS95H6W6US	MIK CREW		No	Yes- S/J	Print in chest	60%ctn40% poly, fleece, 240gsm	Black Heather Grey			5							4

3.5.6 Woven Sample Tracking Chart

SP20 Stainmart, MK and MMI TOP Sample Request									
SL.	MK and MMI TOP	Picture	Fabric Picture	Body Code	Fabric Code	Color	Style Description	SAMPLE REQUIRED	Thread Mockup
1	HR94CE97RL			4CE9	7RL	Deep wine	LS TONAL PAISLEY	5	5pcs
2	HR94CE97PT			4CE9	7PT	Mulberry Purple	LS BOBBI PRINT	5	5pcs
3	KR94CE9772			4CE9	772	Black	LS GRIFF PRINT	4	5pcs
4	HR94CE9772			4CE9	772	Black	LS GRIFF PRINT	4	5pcs
5	KR94CE97PT			4CE9	7PT	Mulberry Purple	LS BOBBI PRINT	4	5pcs
6	HR94CE97PT			4CE9	7PT	Mulberry Purple	LS BOBBI PRINT	4	5pcs
7	GR94CE97PT			4CE9	7PT	Mulberry Purple	LS BOBBI PRINT	4	5pcs
8	KR94CE97PU			4CE9	7PU	Midnight	LS ROSE PRINT	4	5pcs
9	KR94CE97RG			4CE9	7RG	Ocean	LS ACHEN PRINT	4	5pcs
10	GR94CE97RK			4CE9	7RK	Midnight	LS DECLAN PRINT	4	5pcs
11	HR94CE97RL			4CE9	7RL	Deep wine	LS TONAL PAISLEY	4	5pcs
12	KS94CEB6SV			4CEB	6SV	White	SS TOSSED MK PRINT	4	5pcs
13	KR94CEB7PU			4CEB	7PU	Midnight	SS ROSE PRINT	4	5pcs
14	HR94CEB7PU			4CEB	7PU	Midnight	SS ROSE PRINT	4	5pcs



MICHAEL KORS

15	KR94CEB7RC			4CEB	7RC	White	SS BALEN PRINT	4	5pcs
16	GR94CEB7RC			4CEB	7RC	White	SS BALEN PRINT	4	5pcs
17	KR94CEB7RG			4CEB	7RG	Mulberry purple	SS ACHEN PRINT	4	5pcs
18	GR94CEB7RG			4CEB	7RG	Ocean	SS ACHEN PRINT	4	5pcs
19	GR94CEB7RK			4CEB	7RK	Midnight	SS DECLAN PRINT	4	5pcs
20	HR94CEB7RK			4CEB	7RK	Midnight	SS DECLAN PRINT	4	5pcs
21	KR94CEB7SJ			4CEB	7SJ	Midnight	SS TITUS PRINT	4	5pcs
22	GR94CDT6PD			4CDT	6PD	Midnight	SS GINGHAM W F/KNIT	4	5pcs
23	HR94CDT6PD			4CDT	6PD	Sea Coral	SS GINGHAM W F/KNIT	4	5pcs
24	HR94CJ08LR			4CJ0	8LR	Marine Blue	SLIM AVERY CHECK	9	5pcs
25	HR94CJ086C			4CJ0	86C	Indigo	SLIM DOT ON CHAMBRAY	4	5pcs

3.6 PRODUCTION PROCEDURE OF BUYER

“MICHAEL KORS”

L/D & Y/D (submit for MMI approval)

1 each colorway 3 sets in size 2"x2" then stick on attached 1/d submission form for MMI approval.

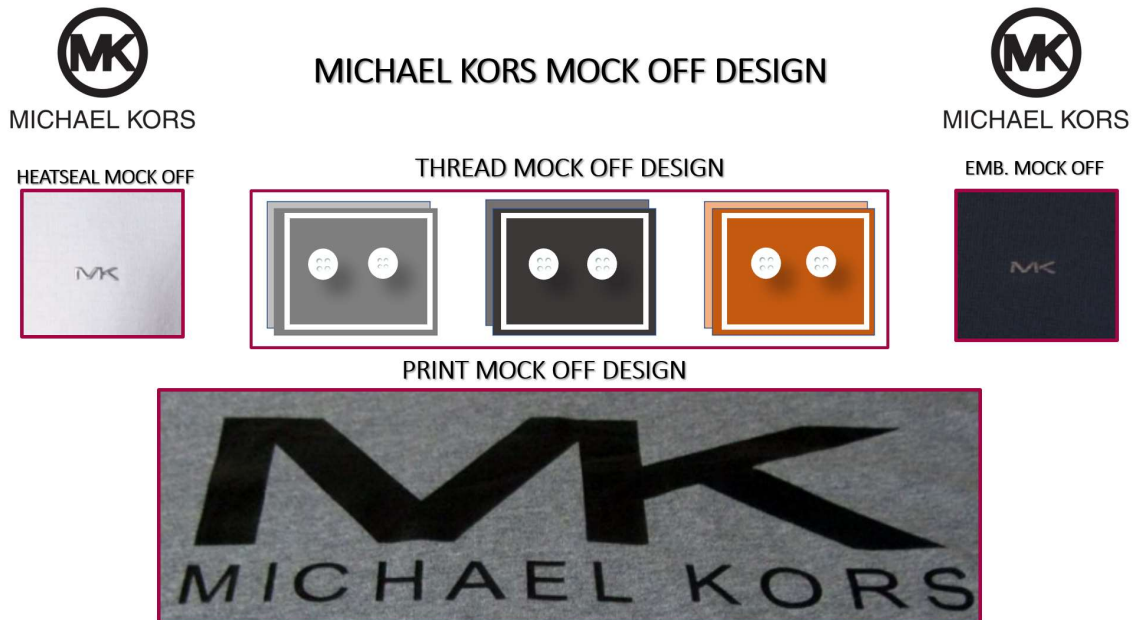
Bulk lot / Trim fabric (submit for MK approval)

1 each colorway 4sets in A4 size then stick on attached dip & fabric submit sheet for MMI review before send for MK approval.

Sewing thread (submit for MMI approval)

Each colorway 2sets in 5"x5" sewing mock up for MMI approval.

3.6.1 Mock Off Design



SAMPLE SUBMIT

Fit sample (submit for MK approval)

1. Submit 2pcs in size M per style along with paper pattern for MMI
2. It is factory responsibility measure the sample and make sure in Tol before send out MK measure guideline is attached on the e-mail for your perusal.

PP sample (submit for MMI internal approval or MK if request)

1. 2pcs in size M per style along with paper pattern for MMI, MMI will send back 1 pc with pink tagged sample to factory Incant for inspection after pp approval.
2. PP sample must be made up with bulk fabric / trim (no available fabric / trim is allowed on PP sample).
3. PP sample need MMI QA review before send out and input their comment on "new format —HK PP top comment".

Top sample (submit Mk approval according Lop request chart, balance approval by MMI)

1. 2pcs in size M per styles or based on MK top request chart.
2. TOP sample must be select by our QA from bulk production in production floor during 1" in line inspection.
3. TOP sample need MMI QA review before send out and input their comment on "new format -HK PP top comment " excel chart.

PACKING (SHIRT FOLD FOR POLO, HALF FOLD FOR JACKET)

Here below is the picture we are packing the garment for MK brand [or your reference
You can refer to attached packing step.



SPECIAL HANGTAG

We are now pre-ticket for a fraction of special account, they all need pre-ticket special
hangtag along with MK UPC hangtag and special hangtag face onward as below picture.



- ❑ Steinamrt - flat fold
- ❑ SOF -flat fold
- ❑ Tj-marmaxx- pre-pack
- ❑ Marshalls pre-pack
- ❑ Burlington pre-pack

PRE-PACK ACCOUNT

1. Prepack ratio please refer to attachment "PPK CHART SHEET "
Prepack A- means that is for "TJ-Marmaxx" (request special hangtag)
Prepack AM —means that is for "MARSHALLS" (request special hangtag)
Prepack CB — means for "Burlington" (**no special hangtag**)
Prepack AR — means for " Ross" (**no special hangtag**)
2. No need individual polybag but a master polybag is needed
3. Prepack stickers: need to have 1 pc stick on the polybag (2" to the top and 2" to right edge) and 1 pc stick at longer side carton (no need UPC stickers, but have this prepack stickers on the carton to replace MK UPC stickers), see below picture for reference.



4. SOF hangtag barcode have to match back MK UPC hangtag, any unmatching barcode absolutely can't use on bulk production, see below picture,



INSPECTION


Inspection (MMI will assign QA in factory to conduct inspection)

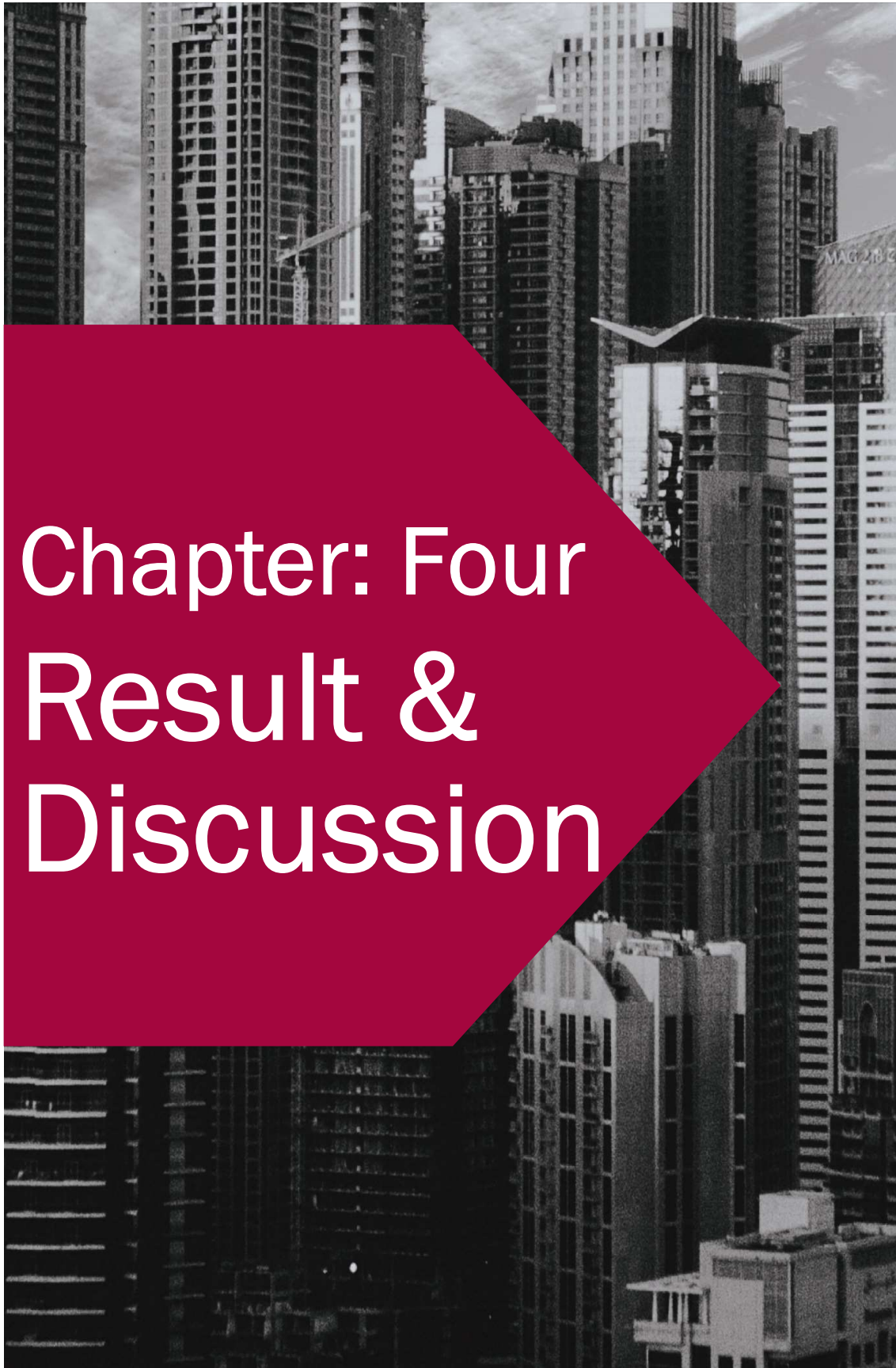
1. send QC application form to MIMI merchandise team pre-book QA on every Thursday (see e-mail attachment).
Factory has allowed per-book QA conduct in line and final in the same time.
1st in line - MMI QA will conduct 1st in line after factory pre-book.
2. 2nd in line have to conduct after 1st in line finished and factory not allow conduct 1st and 2nd in line in the same day or the next day.
3. Final - factory need to finished 80% garment before pre-book QA conduct final, QA spot check the bulk garment 30% of order quantity per style, defective rate less than 2%, QA will issue passed report and release shipment otherwise QA request 2nd final with 100% inspection.
4. Any defect point rejected by QA, it is request send back the defect garment to MMI manager review/ approval, factory not allow ship out goods before MMI or MK approval defect sample.

SHIPMENT TOLERANCE AND PLANTS

We are shipping products to 5 countries/8 plants for Men's knit cut up, packing method please refer to attachment trim packing chart which provide by MK.

3.6.1 Shipment Tolerance and Plants

Shipping Plant				 MICHAEL KORS
Country	Account	Plant	Shipment Tol	Special Request
USA	EACHES	41	±5%	
	OUTLET	3	±5%	
	ROSS	41	±5%	
	SOF	41	-3% / + 5%	Support Ticket ID
	STEINAMRT	41	-3% / + 5%	Style from "H" and support ticket ID
	TJ-MARMAXX	41	±0% (Exceptional case need approval by MK)	Flat fold solid color solid size
	MARSHALLS	41	±0% (Exceptional case need approval by MK)	Flat fold solid color solid size
	POE-TJ-MARMAXX	39	±0% (Exceptional case need approval by MK)	Pre-pack support ticket ID
	POE-MARSHALLS	39	±0% (Exceptional case need approval by MK)	Pre-pack support ticket ID
EUROPE		28	±5%	Red sticker on carton and polybag
CHINA		49	±5%	
JAPAN		24	±5%	
CANADA		50	±5%	
CANADA		53	±5%	



Chapter: Four Result & Discussion

4.0 PREFACE

We mainly work on 26 particular style technical packages which is for knit tops and bottom and 24 style tech packs of woven tops of spring’20 season, 26 different style tech packs knit garments and 26 style technical packages which is for woven garments and that was at development stage of Summer’20 season. And also 31 style tech packs of knit garments, also 26 style tech packs of woven tops which also was in development stage of Fall’20 Season. So, we work with total 159 style technical packages in the industry.

4.1 COMPONENTS OF TECHNICAL PACKAGE

Even before applying for a garment sample, the spec sheet is made. Based on the feedback received after analysis of the sample, the specification sheet can be revised. Feedback on the specification sheet help change content, manufacturing, and details in the spec sheet before the wardrobe reaches mass production. A spec sheet is therefore garment's blueprint which includes all the necessary details, such as:

- ❑ Style no.
- ❑ Garment technical design or flat sketch
- ❑ Fabric specification
- ❑ Color specification
- ❑ Trim specification
- ❑ Artwork
 - ❑ *All Over Print in Body Fabric*
 - ❑ *Print logo design & Placement*
 - ❑ *Embroidery logo design & Placement*
- ❑ Seam and stitch specification and placement
- ❑ Label Specification
- ❑ Folding & Packaging Specification
- ❑ Testing methods
- ❑ Point of measurement
- ❑ Size Set Measurement sheet
- ❑ Necessary technical data related to garment construction

In addition to the tech-pack buyer, the following things depend on purchaser and circumstances are provided:

- ☐ Sample of the garment developed by buyer for reference
- ☐ Scan copy of the printed fabric
- ☐ Trim sample
- ☐ Hard pattern
- ☐ Soft copy of pattern


4.1.1 STYLE NUMBER OF TECHNICAL PACKAGE

Style No. is very important from the merchant's point of view. The style number for the product is unique and can be numeric or alpha-numeric. Style number also assists in showing a product category or grouping that includes the brand and the season. Style no. refers to the customer and sends it, one of the most popular communication methods of clothes merchandising. Style no. indicates the specific style, season, year, year, color and reference no. The key significance of style no. is that every time the whole garment is not expected to be defined when writing mails or telephone calls. Only style no. will serve the purpose of both buyer and merchandiser. Such as, “KS04CE985V” depicts “K” is the **brand name** – “MICHEAL KORS”, “S0” is the **spring Season**, “4CE9” is define the **body** and “85V” is the **fabric code** for the style.

4.1.1.1 A Style No. In A Tech Pack (KNIT)











Product Overview			
	Style: KF05JS7FV4 Season: F0 Body #: 5JS7 Fabric Code: FV4 Fabric: COTTON JERSEY	Description: MK TAPE LS TEE Product Type: Knits Top Size Range:	Agent: MMK Factory: Design Status: Not Approved Product Status: Showroom
			MICHAEL KORS Brand: Michael Kors Mens Division: Mens MMK Cut-ups

4.1.1.2 A Style No. In A Tech Pack (WOVEN)

Product Overview			
	Style: KS04CE985V Season: S0 Body #: 4CE9 Fabric Code: 85V Fabric: PRINTED COTTON	Description: LS TONAL PAISLEY Product Type: Wovens Shirt Size Range:	Agent: MMK Factory: Design Status: Not Approved Product Status: Showroom
			MICHAEL KORS Brand: Michael Kors Mens Division: Mens MMK Cut-ups




















4.1.1.1 List Style no. That We Work on (Knit)

During internship, we are work on the following style no. and here we now listed out that the meaning of different particular style.

SL	Image	Style	Style Name	GSM	Fabric Content
1		KF95HSW4UR	SOLID POCKET TEE	155	55% cotton 45% poly, Birds eye pique
2		KF05JPJ4UR	LS W SOLID POCKET TEE	155	55% cotton 45% poly, Birds eye pique
3		KU85FGW4UR	BIRDSEYE TRIM POLO	155	55% cotton 45% poly, Birds eye pique
4		KF05JPW4UR	PIQUE W MK EMB HOODY	155	55% cotton 45% poly, Birds eye pique
5		GF95HTH6VG	LS BD KNIT SHIRT W PKT	210	65% cotton, 35% poly Solid pique
6		KF05JPU6VG	LS BTTN DWN KNIT SHIRT	210	65% cotton, 35% poly Solid pique
7		KF95J0L81B	LS BTTN DOWN PKT SHIRT	180	100% cotton, Interlock
8		KF05JRB8NU	MK SOFT CREW	240	100% Cotton, Double knit
9		KS85FJ351V	TIPPED V NECK	215	100% cooton, Y/D Stripe pique
10		KR75FGW51V	BIRDSEYE STP POLO	215	100% cooton, Y/D Stripe pique

4.1.1.2 List Style no. That We Work on (Woven)

We focus on the following style no during this internship, and here we have now mentioned the significance of various styles.

Sl	Style #	Picture	Fabric Picture	Body Code	Fabric Code	Style Description
1	KF04CE98UD			4CE9	8UD	LS MEL DOT
2	KF04CE98UE			4CE9	8UE	LS KORS LOGO
3	KF04CE98UH			4CE9	8UH	LS LIB FLORAL
4	KF04CE98UK			4CE9	8UK	LS ETHAN
5	KF04CE98UL			4CE9	8UL	LS BRODY
6	KF04CE98UN			4CE9	8UN	LS YATES DOT
7	KF04CE98UP			4CE9	8UP	LS GEO PRINT
8	KF04CE98UR			4CE9	8UR	LS FLO
9	KF04CE98UU			4CE9	8UU	LS TRM RED DOT
10	KF04CE98UW			4CE9	8UW	LS MK LOGO

4.1.2 GARMENT TECHNICAL DESIGN OR FLAT SKETCH

Product design means perspective and Flat Sketch means the technical sketch of the necessary apparel or products. These should include front, back and side views. The exact layout and measurement of the required product or clothing is presented in this view. Sketches in black and white must be technical. Such as, In the buyer “MICHEAL KORS”, we work on **knit & woven tops and also knit bottom**. The sketch of those products which is including in the technical package is given below.











4.1.2.1 Sketch of Knit & Woven Tops and Knit Bottom



4.1.3 FABRIC SPECIFICATION

The production merchandiser's fabric specification is critical. The specifications for the fabric containing EPI, PPI, fiber content, mixing specifications, fabric design, GSM, width may, with the help of the supplier and the sourcing department, be given by the buyer or proposed by the production seller. If the buyer does not indicate fabric size, Merchandiser must immediately reply to the buyer. Light and shade card shall be sent to the buyer separately or together with the light design software kit. In addition to this information, the buyer can also scan the print structure according to the style and situation. the fabric swatch is available. The purchaser will also define the methods for measuring materials such as speed, strength calculation, etc. Now, in below, giving some style wise fabric specification of knit and woven products of “MICHEAL KORS”.

4.1.3.1 Knit Product Fabric Inspection

Sl no.	Style	Style Discription	Image	Fabric Quality
1	GS05J9CFV4	PRINTED FLORAL POLO		100% cotton, S/J- AOP, 160gsm
2	KS05FGW49H	ICE CREAM PRINT POLO		100% cotton, S/J- AOP, 160gsm
3	KR75FGW51V	BIRDSEYE STRIPED POLO		100% cotton, Y/D Stripe pique, 215gsm
4	KS85FJ351V	TIPPED VNECK		100% cotton, Y/D Stripe pique, 215gsm
5	KS05J8Z4UR	KORS PALM LOGO POLO		55%ctn45% poly, Birds eye pique, 155gsm
6	KS05J9K6KF	KORS HD STRIPED CREW		60%ctn40%poly, Fleece, 240gsm
7	KS95H6W6US	MK CREW		60%ctn40%poly, Fleece, 240gsm
8	KS95H6V6US	FZ HD JKT W/ HOOD		60%ctn40%poly, Fleece, 240gsm
9	KS05J9H6US	HIGH GLOSS MK SHORT		60%ctn40%poly, Fleece, 240gsm
10	KS05JLM6US	VERT MESH KORS SHORT		60%ctn40%poly, Fleece, 240gsm

4.1.3.2 Woven Product Fabric Inspection

SL	Style #	Picture	Fabric Picture	Style Description	Content	Construction
1	KF04CE98UD			LS MEL DOT	100% cotton	110x80,40CVC x 40CVC
2	KF04CE98UE			LS KORS LOGO	100% cotton	142x72,40x40
3	KF04CE98UH			LS LIB FLORAL	100% cotton	142x72,40x40
4	KF04CE98UK			LS ETHAN	100% cotton	142x72,40x40
5	KF04CE98UL			LS BRODY	100% cotton	142x72,40x40
6	KF04CE98UN			LS YATES DOT	100% cotton	142x72,40x40
7	KF04CE98UP			LS GEO PRINT	100% cotton	142x72,40x40
8	KF04CE98UR			LS FLO	100% cotton	142x72,40x40
9	KF04CE98UU			LS TRM RED DOT	100% cotton	142x72,40x40
10	KF04CE98UW			LS MK LOGO	100% cotton	142x72,40x40

4.1.4 COLOR SPECIFICATION

It refers to the specific color of certain clothing. The specific color, shape and color name and code should be clear. The color should be standardization by “PANTONE BOOK”. From the buyer, merchant get the color code of that book and then he/she booked fabric with that color standard. E.G. The buyer “MICHEAL KORS” gives the merchant a amount of color standard which is given in the bellow.

4.1.4.1 Color Code from Pantone Book Which is Sent from Buyer

SL.	Color Name	Std	Color from Pantone Book
1	ATLANTIC	Pantone 19-4726	
2	DK CHAMBRAY	Pantone 18-4028	
3	BURNT ORANGE	Pantone 18-1454	
4	SHIP BLUE	Pantone 18-4140	
5	HUSK	Pantone 18-1022	
6	POP RED	Pantone 18-1663	
7	SEA GREEN	Pantone 16-5106	
8	MIDNIGHT	Pantone 19-3923	
9	MERLOT	Pantone 19-1724	
10	WHITE	Pantone 11-0601	
11	CHAMBRAY	Pantone 14-4115	
12	STORM	Pantone 18-0000	
13	NICKEL ARCHOMA	Pantone 658-410	
14	BATTLESHIP	Pantone 18-0201	
15	CYPRUS	Pantone 19-0417	
16	OLIVE	Pantone 19-0403	
17	SAPPHIRE BLUE	Pantone 19-4053	
18	INDIGO	Pantone 19-3920	
19	GREYHOUND	Pantone 18-4006	
20	SAFETY ORANGE	Pantone 15-1360	









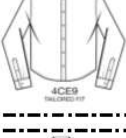











The color names which is belong to the style no. that is also given by buyer. And that is contain in the first page of the tech pack. There also AOP fabric included, which is define “All Over Print”. Such as,

4.1.4.2 Style wise Knit Fabric Color Name and Construction Code

SL	Style	Style Name	2x2/1x1 Rib	160gsm, 100%cotton,S/J contrast	Color Name	Fabric Code
1	KF95HSW4UR	SOLID POCKET TEE	Neck self fabric with tipping	No	MIDNIGHT	218/9/19
					BLACK	218/9/19
					ATLANTIC	218/9/19
					MERLOT	218/9/19
2	KF05JPJ4UR	LS W SOLID POCKET TEE	Neck self fabric with tipping	Midnight	MIDNIGHT	218/9/19
3	KU85FGW4UR	BIRDSEYE TRIM POLO	No	No	BLACK	218/9/19
					MIDNIGHT	218/9/19
					ATLANTIC	218/9/19
					DK CHAMBRAY	218/9/19
					MERLOT	218/9/19
4	KF05JPW4UR	PIQUE W MK EMB HOODY	No	No	ATLANTIC	218/9/19
					BURNT ORANGE	218/9/19
					SHIP BLUE	218/9/19
					MERLOT	218/9/19
					DK CHAMBRAY	218/9/19
					BLACK	218/9/19
5	GF95HTH6VG	LS BD KNIT SHIRT W PKT	No	No	MIDNIGHT	40/10/19
					ATLANTIC	40/10/16
					BLACK	40/10/17
					BURNT ORANGE	40/10/18
					DK CHAMBRAY	40/10/19
					MERLOT	40/10/20
					SHIP BLUE	40/10/21

6	KF05JS46KF (AOP)	ALL OVER MK CREW	DK CHAMBRAY	DK CHAMBRAY -5kg	DK CHAMBRAY - pigment	55/11/19	
			Black	Black -5kg	Black	55/11/19	
7	KF05JJH6US	LOGO FLEECE SHORT	No	S/J in all color -5kg	HUSK	HUSK - pigment	55/11/19
					HUSK	HUSK -5kg	
8	KF05JPKFV4 (AOP)	LOGO POCKET TEE	1x1 rib DTM		BLACK -AOP-15kg-Dischargeable	BLACK	10/9/19
					BLACK -AOP-15kg-Dischargeable	WHITE	55/9/19
					MIDNIGHT -AOP-15kg-Dischargeable	HEATHER GREY	11/9/19
					SEA GREEN -AOP-15kg- pigment	MIDNIGHT	BKL-46308
					POP RED -AOP-15kg- pigment	BLACK	3/10/19
					MIDNIGHT	145/10/19	
					SEA GREEN	3/10/19	
					POP RED	3/10/19	
					HEATHER GREY	41/10/19	
9	KF05JPRFV4	MK WOVEN POCKET TEE	1x1 rib	No		108/10/19	
					MIDNIGHT	3/10/19	
10	KF05JPSFV4 (AOP)	PRINTED MINI DOT POLO	No	No	MIDNIGHT-Dischargeable	3/10/19	

4.1.4.3 Style wise Woven Fabric Color Name and Construction Code

Sl	Style #	Picture	Fabric Picture	Color Name
1	KF04CE98UZ			SHIP BLUE
2	KF04CE98VA			POP RED
3	KF04CE98VB			BLACK
4	KF04CE98VF			MIDNIGHT
5	KF04CE990E			BLACK
6	KF04CE990F			SHIP BLUE
7	KF04CE98UX			MIDNIGHT
8	KF04CK48UF			SHIP BLUE
9	KF04CK48UG			MIDNIGHT
#	KF04CK48UM			SEA GREEN

4.1.5 TRIM SPECIFICATION

The specification of the trims includes information on all the trimmings, including: zips, buttons, thread, lace, other trimming, interfaces and product labels. The cutting spots contain button color, size, raw material etc. Labels features such as woven or printed jacquard with a unique design. The spec involves the rotation, color, shape, type of fiber, origin and value of the fabric in the thread. For zipper, form of zipper, size, raw material, specifications for color fastness. GSM, shrinkage requirements, etc., are the criteria for interfacing raw material. The cuts are equally important as samples can be developed. There in the tech pack, in trims table, used “DTM” Thread color which means, “Dye to Match”. Now, in below, the different knit & woven tech packs are given, where various types of trims are used.

4.1.5.1 Trims Used in Knit Tops

Color Details					
	Style: KF05JS7FV4	Description: MK TAPE LS TEE	Agent: MMK	MICHAEL KORS	
	Season: F0		Factory:		
	Body #: 5JS7		Design Status: Not Approved		
	Fabric Code: FV4	Product Type: Knits Top	Product Status: Showroom		
Fabric: COTTON JERSEY	Size Range:		Brand: Michael Kors Mens	Division: Mens MMK Cut-ups	

TYPE	Article #	Name	Black 001	Heather Grey 030	White 100						
Fabric											
Knit	REF J27	KNT-213084	Black	Heather Grey	White						
Trim											
Flat Knit Rib	PER FTY	FKR-100004	Black	Heather Grey	White						
Tape/Cord	ZW-JPT003	TC-100555	WHITE WITH BLACK TEXT	BLACK WITH WHITE TEXT	BLACK WITH WHITE TEXT						
Thread	standard	TH-100008	dtm	dtm	dtm						
Label											
Care Label	TMK3000CU	CL-900009									
Hangtag	MKC-743C	HT-100094									
Main Label	MKC-112	ML-1000109									
Main Label	MKC-742	ML-880063									


Bill Of Materials					
	Style: KF05JSH6KF	Description: ARM LOGO QZ	Agent: MMK	MICHAEL KORS	
	Season: F0		Factory:		
	Body #: 5JSH		Design Status: Not Approved		
	Fabric Code: 6KF	Product Type: Knits Top	Product Status: Concept		
Fabric: FLEECE	Size Range:		Brand: Michael Kors Mens	Division: Mens MMK Cut-ups	

Image	Type	Fabric Code	Article #	Name	Description	Supplier	Size	Qty	Placement	Comments
Fabric										
	Knit	6KF		KNT-217761	FLEECE			0.0	BODY	
Trim										
	Flat Knit Rib		as per fty	FKR-100012	2x2 rib		N/A cm	0.0	CUFFS AND HEM	
	Thread		standard	TH-100008	Standard thread		N/A tex	0.0	ALL THREADS	
	Zipper		MKC2010	ZR-100174	STANDARD COIL ZIPPER TEETH- ALL SIZES - MKC2010	YKK	SG STANDARD COIL - CE	1.0	CF ZIPPER	
	Zipper		MKC2029	ZR-100176	STANDARD YKK POLYESTER TAPE - SIZE DEPENDENT ON TEETH GAUGE - MKC2029	YKK	TAPE SIZE DEPENDENT ON TEETH GAUGE	1.0	CF ZIPPER	
	Zipper Pull		MKC2038	ZP-100137	METAL ANGULAR TEAR DROP ZIPPER PULL WITH MK LOGO - MKC2038	YKK	DA-5G COIL REVERSE COIL	0.0	CF ZIPPER	

4.1.5.2 Trims Used in Knit Bottom


Bill Of Materials										
	Style: KF05JJH6US	Description: LOGO FLEECE SHORT	Agent: MMK	MICHAEL KORS						
	Season: F0	Product Type: Knits Top	Factory:							
	Body #: 5JH	Size Range:	Design Status: Not Approved							Brand: Michael Kors Mens
	Fabric Code: 6US	Fabric: poly cotton fleece	Product Status: Showroom							Division: Mens MMK Cut-ups

Image	Type	Fabric Code	Article #	Name	Description	Supplier	Size	Qty	Placement	Comments
Fabric										
	Knit	0VZ	ZHAO WEN/ART# 30/1 JERSEY	KNT-213772	30 SINGLES JERSEY	Zhaowen		0.0	@ INSIDE WAISTBAND	
Trim										
	Elastic			EL-10001	Standard Elastic Quality		in	0.0	@ INSIDE WAISTBAND	FACTORY SOURCED
	Elastic		MKC2497	EL-100053	ELASTIC WITH MICHAEL KORS LOGO JACQUARDED IN WITH STRIPE - MKC2497	NICE TRIMS	1 1/4in	1.0	ELASTIC TAPE W LOGO APPLIED OVER WEARER'S LEFT SIDE SEAM	
	Elastic		MKC2473	EL-100055	ELASTIC WITH JACQUARDED CENTER STRIPE - MKC2473	NICE TRIMS	1 1/4	1.0	ELASTIC TAPE APPLIED OVER WEARER'S RIGHT SIDE SEAM	
	Misc Trim		as per fly	MT-210108	2x2 RIB		N/A cm	0.0	WAISTBAND	
	Tape/Cord		MKC2326	TC-100363	COTTON ROUND BRIADED DRAWCORD WITH STANDARD CLEAR SHRINK WRAP TIP - MKC2326	NICE TRIMS	5MM	0.0	DRAWCORD @ WB	
	Thread		standard	TH-100008	Standard thread		N/A tex	0.0	ALL THREADS	

4.1.5.3 Trims Used in Woven Tops




Bill Of Materials										
	Style: KS04CE985V	Description: LS TONAL PAISLEY	Agent: MMK	MICHAEL KORS						
	Season: S0	Product Type: Wovens Shirt	Factory:							
	Body #: 4CE9	Size Range:	Design Status: Not Approved							Brand: Michael Kors Mens
	Fabric Code: 85V	Fabric: PRINTED COTTON	Product Status: Showroom							Division: Mens MMK Cut-ups

Image	Type	Fabric Code	Article #	Name	Description	Supplier	Size	Qty	Placement	Comments
Fabric										
	Woven	4AZ		WN-223006	END ON END			0.0	INSIDE COLLAR STAND, UNDER CUFFS, INTERIOR PLACKET	
	Woven	85V	REF#65J	WN-227337	PRINTED COTTON			0.0	BODY	
Trim										
	Button		TMK-276	BU-10060	OFF PRICE BUTTON	ITS	14 lgne	3.0	SLEEVE PLACKETS	1 EXTRA
	Button		TMK-276	BU-10060	OFF PRICE BUTTON	ITS	18 lgne	10.0	CF, CUFFS	1 EXTRA
	Collar Stay		MKC2054	Col-100009	PLAIN PLASTIC COLLAR STAY - MKC2054	Esquel	64MM	2.0	COLLAR POINTS	WHITE
	Thread		standard	TH-100008	Standard thread		N/A tex	0.0	ALL THREADS	

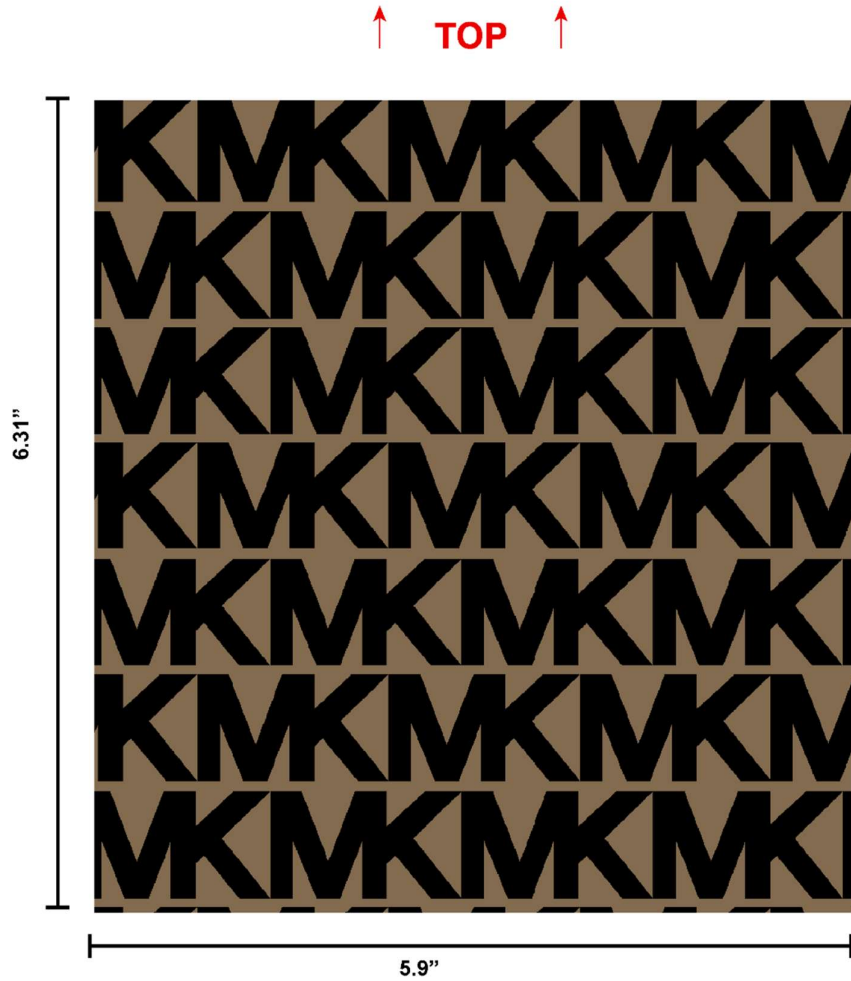
4.1.6 ARTWORK

Artwork can be any particular part of a garment. Fabric, Print, Embroidery artwork can be seen in a tech pack usually. Also, the artwork can be for the Rib also. If there any tipping in body fabric or in the rib then the measurement of the tipping can be included in the artwork. In fabric, a particular place should be printed or embroidery needed. Then by following the artwork, it can be decided that what types of print as well as embroidery is needed in the garment. There also Heat seal included if buyer recommend that. In below, now given various types of artwork that is initially used in the body fabric.

4.1.6.1 All Over Camo Print in Body Fabric (Sapphire Blue)



4.1.6.2 All Over Print in Body Fabric (Husk)



FA19_MKLogo
#2Husk Multi 6.31" x 5.9"

Husk Color



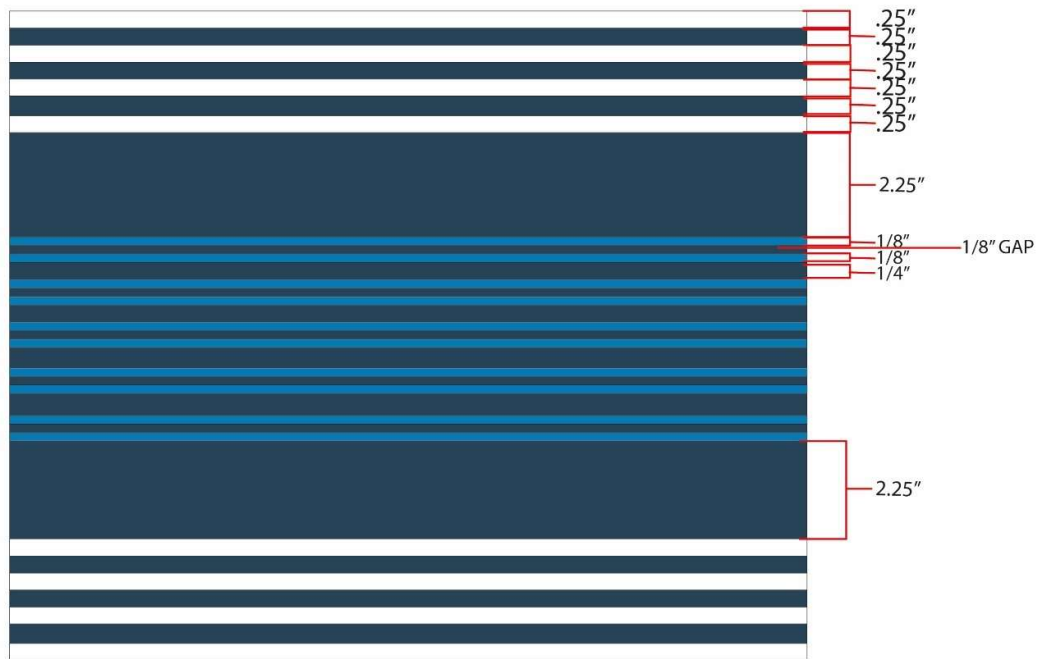
① HUSK
PANTONE
18-1022



② BLACK

4.1.6.3 Stripe in All over in The Fabric

90T STRIPE LAYOUT



COLORWAY	COL. 1	COL. 2	COL. 3
MIDNIGHT	MIDNIGHT	WHITE	CHAMBRAY
HEATHER GREY	HEATHER GREY	WHITE	BLACK
ATLANTIC	ATLANTIC	BLACK	ASH MELANGE
MERLOT	MERLOT	HEATHER GREY	BLACK

4.1.6.4 Embroidery logo Artwork

5JPW MICHAEL KORS EMB LOGO ARTWORK & PITCH SHEET

- CENTERED AT CF



GROUND	EMBROIDERY COLOR
ATLANTIC	WHITE
BLACK	WHITE
BURNT ORANGE	WHITE
MERLOT	WHITE
SHIP BLUE	BLACK
DARK CHAMBRAY	WHITE

4.1.6.5 Print Logo Tape Artwork

ELASTIC TAPE LAYOUT
W/ PRINTED 'MICHAEL KORS'

5J9R ELASTIC TAPE PITCH SHEET



TAPE	1	2
BLACK	BLACK	WHITE
WHITE	WHITE	BLACK

4.1.6.6 MK HD LOGO Artwork

5JRB MK HD LOGO ARTWORK & PITCH SHEET

-WEARER'S LEFT CHEST-



GROUND	HEI PRINT
ATLANTIC	ATLANTIC
BLACK	BLACK
MERLOT	MERLOT
DARK CHAMBRAY	DARK CHAMBRAY
MIDNIGHT	MIDNIGHT

4.1.6.7 MK Collar Cuff Tipping Artwork

FALL 20 -5JHV HEM/CUFF TIPPING LAYOUT

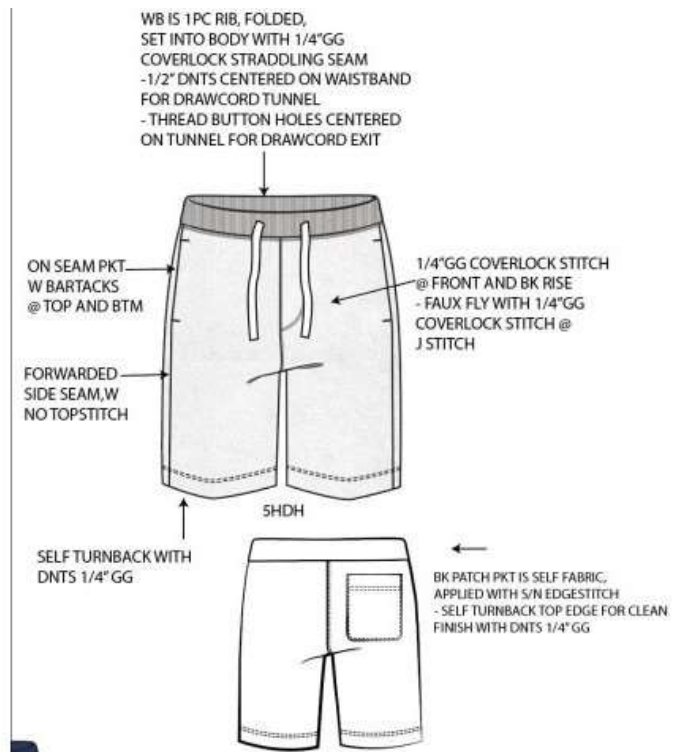


BODY	COL. 1	COL. 2
MIDNIGHT	WHITE	DARK CHAMBRAY 18-4028
BLACK	WHITE	STORM 18-0000
MERLOT	WHITE	POP RED 18-1663
DARK CHAMBRAY	WHITE	CHAMBRAY 14-4115
ATLANTIC	WHITE	SEA GREEN 16-5106

4.1.6.8 MK Polo Shirt Artwork



4.1.6.9 MK Bottom Artwork



4.1.7 SEAM AND STITCH

SPECIFICATION AND PLACEMENT

The sewing details of the product manufacturers are of particular importance, the sewing specs provide detailed information on the stitches and seams of the product and the assembly order. The merchant sees the seam and SPI class, stitch class, and class specified by the purchaser and provides the IE department with the information needed to determine the operating decomposition and the consumption of thread before clothing. With the aid of 2D or 3D photographs of stitches and seams the interaction between supplier, plant manager and sewing operator can be illuminated.

The spec may include detailed descriptions or pictures of specific design fields of the product in addition to basic stitch and seam details. For instance, a pattern that is unique to the brand of knit bottom often stitches the back pocket on bottom. The stitching pattern can include a drawing, including the number of stitches on the pocket from corner to corner or the stitches on luxury bottom. In every pair of that bottom the color of the thread, the length of the stitch and other details are defined.


4.1.7.1 Sketch of Stitch & Seam Placement



4.1.8 LABEL SPECIFICATION

Label is the chart which is used as trims of a garment, keeps the all kind of information about the product is given. It is attaching inside the garment. Sometimes it is used in front part of the garment for decorative purpose. There are several tag styles, including the main label, care sign, size label, care label, fit label and so on. Tag specifics also include label positioning, as required by the buyer.

4.1.8.1 Knit Full Sleeve Labeling Information in Tech Pack

Bill Of Materials											
		Style: KF05JS7FV4	Description: MK TAPE LS TEE			Agent: MMK	MICHAEL KORS				
		Season: F0				Factory:					
		Body #: 5JS7				Design Status: Not Approved					
		Fabric Code: FV4	Product Type: Knits Top			Product Status: Showroom					
		Fabric: COTTON JERSEY	Size Range:			Brand: Michael Kors Mens	Division: Mens MMK Cut-ups				
Image	Type	Fabric Code	Article #	Name	Description	Supplier	Size	Qty	Placement	Comments	
Fabric											
	Knit	FV4	REF J27	KNT-213084	COTTON JERSEY			0.0	ALL BODY		
Trim											
	Flat Knit Rib		PER FTY	FKR-100004	1x1 RIB TRIM		cm	0.0	NECK		
	Tape/Cord		ZW-JPT003	TC-100555	PRINTED SOLID NYLON TAPE W MICHAEL KORS - ZW-JPT003		1/2 IN	0.0			
	Thread		standard	TH-100008	Standard thread		N/A tex	0.0	ALL THREADS		
Label											
	Care Label		TMK3000CU	CL-900009	CARE LABEL FOR OFF PRICE - TMK3000CU			1.0			
	Hangtag		MKC-743C	HT-100094	NEW VERSION OF MKC-743 CUT UPS HANG TAG - MKC-743C	SML		1.0			
	Main Label		MKC-112	ML-1000109	MENS COLLECTION SIZE COO LABEL	SML		1.0			
	Main Label		MKC-742	ML-880063	MENS COLLECTION MAIN LABEL 3 - TOP SEWN LABEL (FOR CUT N SEW)			1.0			

4.1.8.2 Knit Bottom Labeling Information in Tech Pack

Bill Of Materials											
		Style: KF05JJH6US	Description: LOGO FLEECE SHORT			Agent: MMK	MICHAEL KORS				
		Season: F0				Factory:					
		Body #: 5JJH				Design Status: Not Approved					
		Fabric Code: 6US	Product Type: Knits Top			Product Status: Showroom					
		Fabric: poly cotton fleece	Size Range:			Brand: Michael Kors Mens	Division: Mens MMK Cut-ups				
Image	Type	Fabric Code	Article #	Name	Description	Supplier	Size	Qty	Placement	Comments	
Fabric											
	Knit	0VZ	ZHAO WEN/ARTW	KNT-213772	30 SINGLES JERSEY	Zhaowen		0.0	@ INSIDE WAISTBAND		
	Knit	6US		KNT-217958	poly cotton fleece			0.0	BODY		
Label											
	Care Label		TMK3000CU	CL-907009	CARE LABEL FOR OFF PRICE - TMK3000CU			1.0			
	Hangtag		MKC-743C	HT-107094	NEW VERSION OF MKC-743 CUT UPS HANG TAG - MKC-743C	SML		1.0			
	Main Label		MKC-112	ML-1000109	MENS COLLECTION SIZE COO LABEL	SML		1.0			

4.1.8.3 Knit Arm logo QZ Labeling Information in Tech Pack


Bill Of Materials			
	Style: KF05JSH6KF	Description: ARM LOGO QZ	Agent: MMK
	Season: F0		Factory:
	Body #: 5JSH		Design Status: Not Approved
	Fabric Code: 6KF	Product Type: Knits Top	Product Status: Concept
	Fabric: FLEECE	Size Range:	Brand: Michael Kors Mens
			Division: Mens MMK Cut-ups
			MICHAEL KORS

Image	Type	Fabric Code	Article #	Name	Description	Supplier	Size	Qty	Placement	Comments
Fabric										
	Knit	6KF		KNT-217761	FLEECE			0.0	BODY	
Trim										
	Flat Knit Rib		as per fty	FKR-100012	2x2 rib		N/A cm	0.0	CUFFS AND HEM	
	Thread		standard	TH-100008	Standard thread		N/A tex	0.0	ALL THREADS	
	Zipper	MKC2010	ZR-100174		STANDARD COIL ZIPPER TEETH- ALL SIZES - MKC2010	YKK	5G STANDARD COIL - CE	1.0	CF ZIPPER	
	Zipper	MKC2029	ZR-100176		STANDARD YKK POLYESTER TAPE - SIZE DEPENDENT ON TEETH GAUGE - MKC2029	YKK	TAPE SIZE DEPENDENT ON TEETH GAUGE	1.0	CF ZIPPER	
	Zipper Pull	MKC2038	ZP-100137		METAL ANGULAR TEAR DROP ZIPPER PULL WITH 'MK LOGO -	YKK	DA -5G COIL/REVERSE	0.0	CF ZIPPER	
Label										
	Care Label		TMK3000CU	CL-900009	CARE LABEL FOR OFF PRICE - TMK3000CU			1.0		
	Hangtag		MKC-743C	HT-100094	NEW VERSION OF MKC-743 CUT UPS HANG TAG - MKC-743C	SML		1.0		
	Main Label		MKC-112	ML-1000109	MENS COLLECTION SIZE COO LABEL	SML		1.0		
	Main Label		MKC-742	ML-880063	MENS COLLECTION MAIN LABEL 3 - TOP SEWN LABEL (FOR CUT N SEW)			1.0		

4.1.8.4 Woven Top Labeling Information in Tech Pack


Bill Of Materials			
	Style: KS04CE985V	Description: LS TONAL PAISLEY	Agent: MMK
	Season: S0		Factory:
	Body #: 4CE9		Design Status: Not Approved
	Fabric Code: 85V	Product Type: Wovens Shirt	Product Status: Showroom
	Fabric: PRINTED COTTON	Size Range:	Brand: Michael Kors Mens
			Division: Mens MMK Cut-ups
			MICHAEL KORS

Image	Type	Fabric Code	Article #	Name	Description	Supplier	Size	Qty	Placement	Comments
Fabric										
	Woven	4AZ		WN-223006	END ON END			0.0	INSIDE COLLAR, STAND, UNDER CUFFS, INTERIOR FLACKET	
	Woven	85V	REF#85L	WN-227337	PRINTED COTTON			0.0	BODY	
Label										
	Care Label		TMK3000CU	CL-900009	CARE LABEL FOR OFF PRICE - TMK3000CU			1.0		
	Fit Label		MKC-984	FL-100010	MENS COLLECTION TAILORED FIT LABEL	SML		1.0		
	Hangtag		MKC-743C	HT-100094	NEW VERSION OF MKC-743 CUT UPS HANG TAG - MKC-743C	SML		1.0		
	Main Label		MKC-112	ML-1000109	MENS COLLECTION SIZE COO LABEL	SML		1.0		
	Main Label		MKC-740	ML-880062	MENS COLLECTION MAIN LABEL 2 (FOR SHIRTS, SWEATER, BOTTOMS)	SML		1.0		

4.1.9 FOLDING & PACKAGING SPECIFICATION

This involves how the garment can be folded or hung up and how the product and any required material like fabrics, cardboard and poly bags should be packed.

4.1.9.1 Standard Packing As per “MICHAEL KORS” Recommended

1. No individual polybag packing, but only packed qty by proportion accordingly to the po requested into the big polybag. (you can refer to photo I & 2 as below).

For example:

Prepack A- means it is "TJMAXX" order, total 6pcs into one big polybag, the proportion and breakdown is based on the prepack request


Prepack AM — mean it is "MARSHALLS" order

Prepack CB — means it is "Burlington" order

Prepack AR — means it is " Ross" order

2. Can have the shipping mark information printed into the " brown paper stickers" and then stick to the carton A/B/C/D side, pls refer to photo 9(or print the shipping mark information directly onto the carton is also Ok). Shipping mark details should refer to the QC file.
3. Prepack Stickers: need to have 1 pcs stick on the polybag (2" to the top and 2" to right edge) and 1 pcs stick at longer side carton (no need UPC stickers, but have this prepack stickers on the carton, same position as the UPC stickers), pls refer to photo 2 & 8.
4. For the hangtag/seal & string & plastic string, pls must follow back what requested by Collection and cut up. The plastic string below was only for cut up line.

4.1.9.1 Demo of Packaging System



4.1.10 TESTING METHODS

It includes the test process for measuring the reduction in percentage or other dimensional changes of the products used in the product.

4.1.10.1 Standard of Testing As per “MICHAEL KORS” Recommended

FABRIC / GARMENT TEST

Fabric test (SGS is the only one recognized testing lab)

1. Please refer LO attached testing manual for testing items, factory need to add MMI merchandise team on test report recipient list.
2. Every different quality request to do full test for either color, balance color to do color additional test is fine.

Fabric Test

Color Fastness to Chlorine Bleaching

Color Fastness to Non-Chlorine Bleaching

Fabric Weight Per Unit Area

Flammability Test of Clothing Textiles

Garment Test

Dimensional Stability to Washing

Dimensional Stability to Dry cleaning

Appearance After Laundering

Appearance After Dry Cleaning

Spirality After Washing

Spirality After Dry Cleaning

Color Fastness to Actual Laundering

Color Fastness to D cleaning (Actual)

Fiber Content

4.1.11 POINT OF MEASUREMENT (POM)

An important issue from a merchant point of view is measuring. This respect occurs most of the misunderstanding. Measurements must be tested when it comes to garments quality, so the buyer recommends that the measurement point should either be pictured or coded in a tech-pack. The buyer shall give the instructions, e.g. use of the flexible measuring strip; the measurement should be carried out by keeping cloth flat on the table, etc. Whether merchant or value persons lack it, it will not be appropriate to buyer, once measurements are made.

4.1.11.1 Point of Measurement of Knit Shirt


	Style: KF05JPU6VG Season: F0 Body #: 5JPU Fabric Code: 6VG Fabric: pique	Description: LS BTTN DWN KNIT SHRT Product Type: Knits Top Size Range: XS-XXXL	Agent: MMK Factory: Design Status: Not Approved Product Status: Fit	MICHAEL KORS
	Brand: Michael Kors Mens Division: Mens MMK Cut-ups			

POM	Description	POM Comments	Tol(-)	Tol(+)	Current Measurement
POM-400001	BL - Front length from HPS to bottom		1/2	1/2	28 3/4
POM-400004	AB - Shoulder slope		1/4	1/4	2 1/2
POM152458	Shoulder Forward		1/8	1/8	3/4
POM-400003	AB - Across shoulder		3/8	3/8	18
POM-400009	AB - Across front 7" from HPS		3/8	3/8	15 1/2
POM-400016	AB - Across back 7" from HPS		3/8	3/8	16
POM-400026	AB - Chest width- 1" below armhole		1/2	1/2	21
POM102667	Bottom opening width		1/2	1/2	21
POM105286	BOTTOM OPENING HEM HEIGHT		1/8	1/8	1/4
POM143062	Front Shirt tail curve height		1/8	1/8	2
POM143063	Back Shirt Tail Curve Height		1/8	1/8	2 3/4
POM-400119	NK - Neck width- HPS to HPS		1/8	1/8	7 1/4
POM-400127	NK - Front neck drop from HPS		1/8	1/8	4
POM-400133	NK - Back neck drop from HPS		1/8	1/8	1/2
POM-400137	CL - Collar height @ CB		1/8	1/8	2
POM126068	Collar stand height at CF		1/8	1/8	7/8
POM-400144	CL - Collar point		1/8	1/8	2 1/4
POM126069	Collar stand length , center front to center front		1/4	1/4	18
POM126070	Collar spread		1/8	1/8	4
POM126067	collar stand height at CB		1/8	1/8	1
POM-400145	CL - Tie space		1/8	1/8	1/4
POM-400153	PK - Placket width		1/8	1/8	1 1/8
POM-400166	SL - Sleeve length from CB neck- 3 points- long		3/8	3/8	35 1/2
POM-400171	AH - Armhole straight		1/4	1/4	9 1/4
POM-400186	SL - Cap height		1/8	1/8	6 1/2
POM-400189	SL - Muscle width 1" below armhole		1/4	1/4	7 1/2

Current Measurements					
	Style: KF05JPU6VG	Description: LS BTTN DWN KNIT SHRT	Agent: MMK	MICHAEL KORS Brand: Michael Kors Mens Division: Mens MMK Cut-ups	
	Season: F0		Factory:		
	Body #: 5JPU		Design Status: Not Approved		
	Fabric Code: 6VG	Product Type: Knits Top	Product Status: Fit		
	Fabric: pique	Size Range: XS-XXXL			


POM	Description	POM Comments	Tol(-)	Tol(+)	Current Measurement
POM-400193	SL - Forearm width 8" from sleeve opening		3/16	3/16	5 3/4
POM-400204	SL - Sleeve opening width- long		1/8	1/8	4 1/2
POM-400208	CU - Cuff height from join seam		1/8	1/8	2 1/8
POM-400210	PK - Sleeve placket length		1/8	1/8	6
POM-400211	PK - Sleeve placket width		1/8	1/8	3/4
POM-400212	PK - Sleeve placket box height		1/16	1/16	5/8
POM-400213	PK - Sleeve placket box width		1/16	1/16	5/8
POM-400281	TR - Button spacing- 1st button from neck seam		1/8	1/8	2 1/2
POM132750	Remaining buttons spacing / btn center to center		1/8	1/8	3 1/2
POM233351	Logo placement from HPS		1/4	1/4	8 1/2
POM233352	Logo placement from CF		1/8	1/8	3 1/2
POM280045	Side seam patch width	@hem	0	0	7/8
POM280046	Side seam patch height at CF	@hem	0	0	3/4
POM280048	Side seam patch height at sides	@hem	0	0	1/2

4.1.11.2 Point of Measurement of Woven Shirt

Graded Measurements					
	Style: KF94CE976V	Description: LS ROSE PRINT	Agent: MMK	MICHAEL KORS Brand: Michael Kors Mens Division: Mens MMK Cut-ups	
	Season: F9		Factory:		
	Body #: 4CE9		Design Status: Not Approved		
	Fabric Code: 76V	Product Type: Wovens Shirt	Product Status: Fit		
	Fabric: Printed Cotton	Size Range: XS-XXXL			


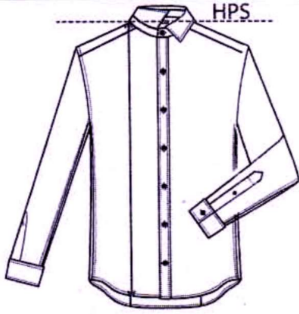


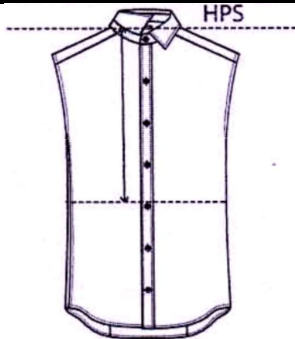
POM	Description	POM Comments	Tol(-)	Tol(+)	XS	S	M	L	XL	XXL	XXXL
POM-400001	BL - Front length from HPS to bottom	CLASSIC FIT BLOCK -based on 4CCR	1/4	1/2	29 3/4	30 1/8	30 1/2	31 1/4	32	32 3/4	33 1/2
POM-400000	BL - Length from CB neck to bottom		1/4	1/2	31	31 1/4	31 1/2	32 1/8	32 3/4	33 3/8	34
POM-400286	YK - Shoulder Seam forward @ neck		1/8	1/8	1	1	1	1	1	1	1
POM-400025	AB - Chest circumference- 1" below armhole		3/8	5/8	41 1/2	43 1/2	45 1/2	48 1/2	51 1/2	54 1/2	57 1/2
POM-400054	WA - Waist placement from HPS		1/8	1/8	18	18 1/4	18 1/2	18 3/4	19	19 1/4	19 1/2
POM-400056	WA - Waist circumference center- relaxed/straight		3/8	3/4	39 1/2	41 1/2	43 1/2	46 1/2	49 1/2	52 1/2	55 1/2
POM-400113	BO - Bottom opening width- straight		3/8	3/4	39 3/4	41 3/4	43 3/4	46 3/4	49 3/4	52 3/4	55 3/4
POM102551	Hem height		0	0	3/16	3/16	3/16	3/16	3/16	3/16	3/16
POM-400004	AB - Shoulder slope		1/8	1/8	2 1/4	2 1/4	2 1/4	2 1/4	2 1/4	2 1/4	2 1/4
POM-400003	AB - Across shoulder		1/4	1/4	17 1/2	18	18 1/2	19 1/4	20	20 3/4	21 1/2
POM-400009	AB - Across front 7" from HPS (mens)		1/4	1/4	14 1/2	15	15 1/2	16 1/4	17	17 3/4	18 1/2
POM219982	AB - Across back 7" from HPS	Meas. W/pleats closed	1/4	1/4	16 1/2	17	17 1/2	18 1/4	19	19 3/4	20 1/2
POM-400153	PK -CF Top Placket width	W/ 7/8" under placket width (stitch)	0	0	1 1/4	1 1/4	1 1/4	1 1/4	1 1/4	1 1/4	1 1/4
POM-400117	BL - Front shirt tail curve height		1/8	1/8	1 3/4	1 3/4	1 3/4	1 3/4	1 3/4	1 3/4	1 3/4
POM-400118	BL - Back shirt tail curve height		1/8	1/8	3 1/4	3 1/4	3 1/4	3 1/4	3 1/4	3 1/4	3 1/4
POM-400119	NK - Neck width- HPS to HPS	TFC-100 =Tailored fit collar	1/8	1/4	5 3/4	6	6 1/4	6 1/2	6 3/4	7	7 1/4
POM-400127	NK - Front neck drop from HPS	TFC-100	1/8	1/8	3 9/16	3 11/16	3 13/16	3 15/16	4 1/16	4 3/16	4 5/16
POM-400133	NK - Back neck drop from HPS	TFC-100	0	0	3/8	1/2	5/8	3/4	7/8	1	1 1/8
POM-400137	CL - Collar height @ CB	TFC-100	0	0	1 5/8	1 5/8	1 5/8	1 5/8	1 5/8	1 5/8	1 5/8
POM-400138	CL - Collar band length- CF to CF	TFC-100	1/4	1/4	15	15 3/4	16 1/2	17 1/4	18	18 3/4	19 1/2
POM-400140	CL - Collar band height @ CB	TFC-100	0	0	1 1/8	1 1/8	1 1/8	1 1/8	1 1/8	1 1/8	1 1/8
POM102550	COLLAR STAND HEIGHT AT CF	TFC-100	0	0	3/4	3/4	3/4	3/4	3/4	3/4	3/4
POM-400143	CL - Collar spread	TFC-100	1/8	1/8	3 1/2	3 1/2	3 1/2	3 1/2	3 1/2	3 1/2	3 1/2
POM-400144	CL - Collar point	TFC-100	1/8	1/8	2 1/2	2 1/2	2 1/2	2 1/2	2 1/2	2 1/2	2 1/2
POM-400145	CL - Tie space	TFC-100	1/8	1/8	1/4	1/4	1/4	1/4	1/4	1/4	1/4
POM-400186	SL - Sleeve length from CB neck- 3 points- long		1/4	1/2	34	34 3/4	35 1/2	36 1/2	37 1/2	38 1/2	39 1/2
POM-400188	AH - Armhole circumference- contoured		1/4	1/2	20	20 3/4	21 1/2	22 5/8	23 3/4	24 7/8	26
POM-400186	SL - Cap height		1/8	1/8	5 1/2	5 5/8	5 3/4	6	6 1/4	6 1/2	6 3/4


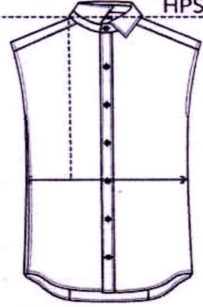

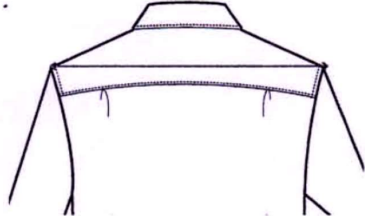
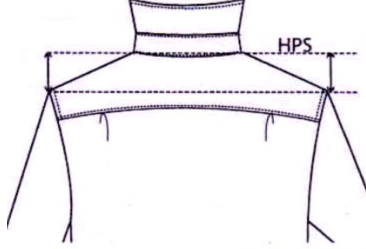
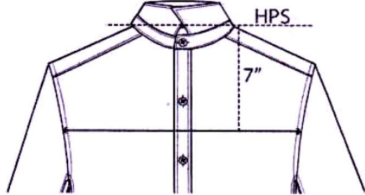
© 2014 and all other rights to the property of Michael Kors and its affiliates. This document and its contents are strictly confidential and for authorized recipients only. Unauthorized disclosure, copying, distribution or use is strictly prohibited.


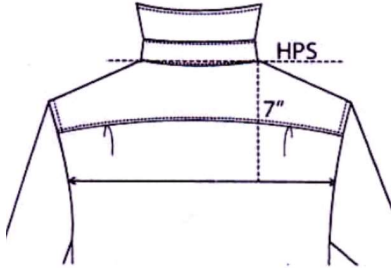
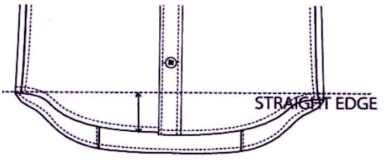
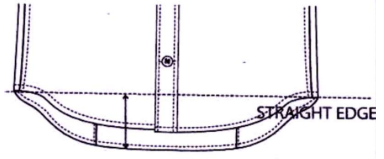
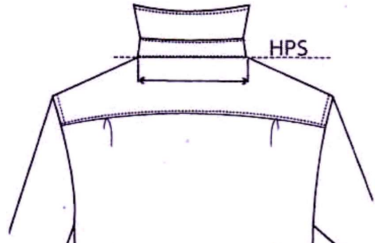
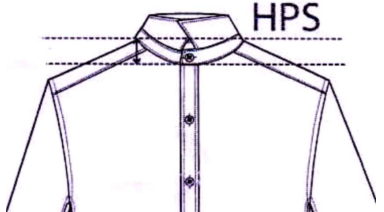
	Style: KF94CE976V	Description: LS ROSE PRINT	Agent: MMK	MICHAEL KORS
	Season: F9	Product Type: Womens Shirt	Factory:	
	Body #: 4CE9	Size Range: XS-XXXL	Design Status: Not Approved	Division: Mens MMK Cut-ups
	Fabric Code: 76V		Product Status: Fit	
	Fabric: Printed Cotton			


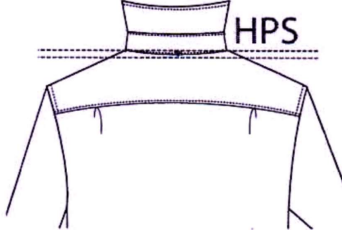
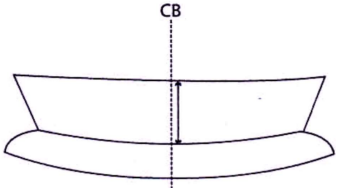
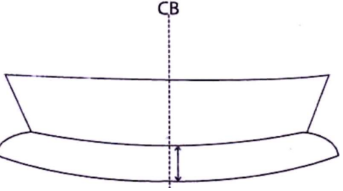
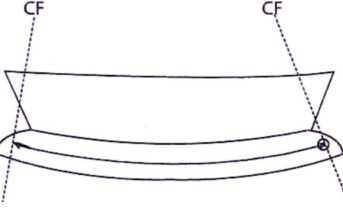
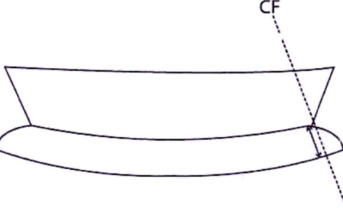
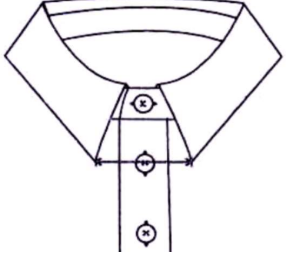
POM	Description	POM Comments	Tol(-)	Tol(+)	XS	S	M	L	XL	XXL	XXXL
POM-400188	SL - Muscle circumference 1" below armhole		1/4	1/2	15	15 5/8	16 1/4	17	17 3/4	18 1/2	19 1/4
POM278190	SL - Elbow circumference 12" from sleeve opening	SPEC ADDED --UPDATED 1/9/2018	1/4	1/4	12 3/4	13 1/4	13 3/4	14 3/8	15	15 5/8	16 1/4
POM-400201	SL - Sleeve opening circumference- long		1/4	1/4	8 3/4	9	9 1/4	9 5/8	10	10 3/8	10 3/4
POM-400208	CU - Cuff height from join seam	Round cuff corner	1/8	1/8	2 1/2	2 1/2	2 1/2	2 1/2	2 1/2	2 1/2	2 1/2
POM-400210	PK - Sleeve placket length at center		1/8	1/8	6 1/2	6 1/2	6 1/2	6 1/2	6 1/2	6 1/2	6 1/2
POM-400210	PK - Sleeve placket length at side		1/8	1/8	6	6	6	6	6	6	6
POM-400211	PK - Sleeve placket width		1/8	1/8	1	1	1	1	1	1	1
POM-400212	PK - Sleeve placket box height		1/8	1/8	7/8	7/8	7/8	7/8	7/8	7/8	7/8
POM-400213	PK - Sleeve placket box width		0	0	7/8	7/8	7/8	7/8	7/8	7/8	7/8
POM-400214	PL - Sleeve pleat placement from edge		1/8	1/8	1 5/8	1 5/8	1 5/8	1 5/8	1 5/8	1 5/8	1 5/8
POM-400215	PL - Sleeve pleat depth		1/8	1/8	1/2	1/2	1/2	1/2	1/2	1/2	1/2
POM-400217	PL - Sleeve pleat #		0	0	1	1	1	1	1	1	1
POM238312	sleeve placket placement from inseam		1/8	1/8	1 3/4	1 3/4	2	2	2	2 1/4	2 1/4
POM-400261	TR - Button spacing- 1st button from neck seam		1/8	1/8	2 1/2	2 1/2	2 1/2	2 1/2	2 1/2	2 1/2	2 1/2
POM-400263	TR - Button spacing- remaining buttons		1/8	1/8	3 3/8	3 1/2	3 5/8	3 3/4	3 7/8	4	4 1/8
POM-400289	YK - Yoke height @ CB		1/8	1/8	3	3	3	3	3	3	3
POM239656	Knife pleat placement on Back Yoke from AJH		1/8	1/8	2 1/2	2 5/8	2 3/4	2 7/8	3	3 1/8	3 1/4
POM239725	YK - Knife Pleat Depth	On Back yoke seam	0	0	1/2	1/2	1/2	1/2	1/2	1/2	1/2


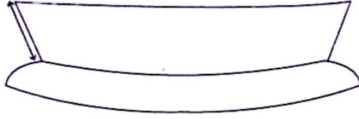
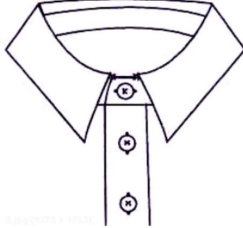
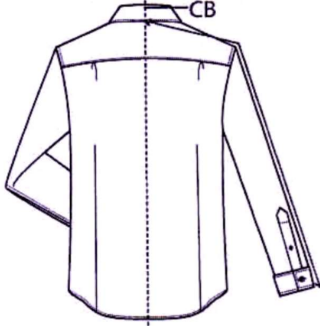
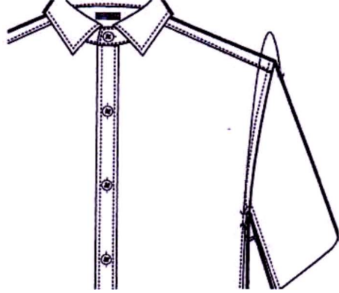
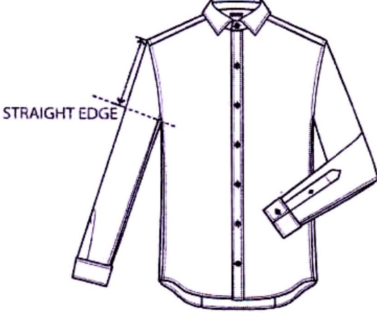
4.1.11.1 Standard of POM As per “MICHAEL KORS” Recommended





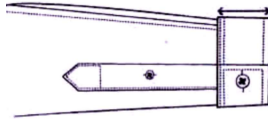
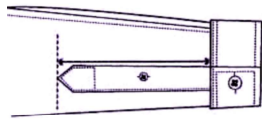
 MICHAEL KORS	<h2 align="center">WOVEN TOPS</h2> <h3 align="center">MEASUREMENT GUIDE</h3>	
<p>POM1: Front Length - From HPS With garment lying flat measure vertically from the high point of shoulder to the hem edge of the bottom opening.</p>		
<p>POM2: Back Length- From CB to Bottom With garment lying flat measure vertically from the center back neck seam down to the bottom edge of hem.</p>		
<p>POM3: Chest Circumference 1" Below Armhole With garment lying flat measure straight across body 1" below armhole from side seam to side seam. Twice the distance measured.</p>		
<p>POM4: Waist Placement- From HPS</p>		


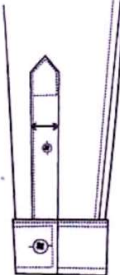
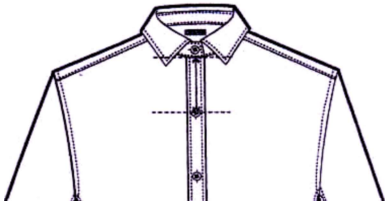



 MICHAEL KORS	<h2>WOVEN TOPS</h2> <h3>MEASUREMENT GUIDE</h3>	
<p>POM5: Waist Circumference- Relaxed/Straight With garment lying flat measure vertically from the high point of shoulder to the specified distance (dependent on shirt fit), measure from side seam to side seam across. Twice the distance measured.</p>		
<p>POM6: Bottom Opening Circumference- Straight With garment lying flat measure straight across from side seam to side seam. Twice the distance measured.</p>		
<p>POM7: Across Shoulder Width With garment lying flat measure straight across from natural shoulder seam to natural shoulder seam.</p>		
<p>POM8: Shoulder Slope With garment laying fiat measure from high point shoulder or imaginary line down to shoulder armhole seam.</p>		
<p>POM9: Across Front- From 7" Below HPS With all closures fastened and garment lying flat. At a distance of 7" from the front high point shoulder, measure straight across from armhole seam to armhole seam.</p>		


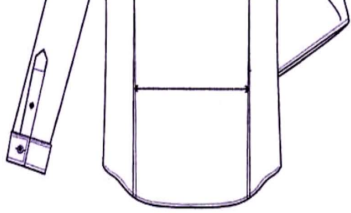
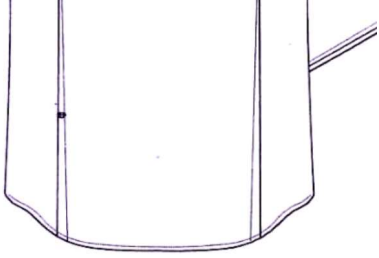
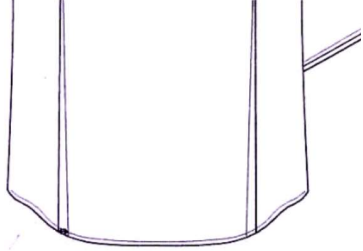
 MICHAEL KORS	WOVEN TOPS MEASUREMENT GUIDE	
<p>POM10: Across Back- From 7" Below HPS</p> <p>With all closures fastened and garment lying flat. At a distance of 7" from the back high point shoulder, measure straight across from armhole seam to armhole seam.</p>		
<p>POM11: Front Shirt Tail Curve Height</p> <p>With all closures fastened and garment lying flat. Place a straightedge along the bottom of the side seams. Measure from that line down the CF to the front edge.</p>		
<p>POM12: Back Shirt Tail Curve Height</p> <p>With all closures fastened and garment lying flat. Place a straight edge along the bottom of the side seams. Measure from that line down the CF to the back edge.</p>		
<p>POM13: Neck Width- From HPS to HPS</p> <p>With garment laying fiat- measure across neck opening from high point shoulder to high point shoulder.</p>		
<p>POM14: Front Neck Drop- From HPS to Front Neck Seam</p> <p>Locate imaginary line across neck opening through the high points of shoulder. Measure down from imaginary line to front neck seam.</p>		

 MICHAEL KORS	WOVEN TOPS MEASUREMENT GUIDE	
<p>POM15: Back Neck Drop- From HPS to Back Neck Seam Locate imaginary line across neck opening through the high points of shoulder. Measure down from imaginary line to back neck seam.</p>		
<p>POM16: Collar Height- At Center Back Measure straight down collar outer edge to neckband seam at Center Back.</p>		
<p>POM17: Collar Band Height- At Center Back Measure straight down collar band outer edge to neckband seam at Center Back.</p>		
<p>POM18: Collar Band Length- From CF to CF With collar opened and lying flat- measure from buttonhole to button through middle of band- following the shape of neckband.</p>		
<p>POM19: Collar Band Height- At Center Front Measure straight down collar band outer edge to neckband seam at Center Front.</p>		
<p>POM20: Collar Spread With garment lying flat- measure straight across from collar point to collar point.</p>		

 MICHAEL KORS	WOVEN TOPS MEASUREMENT GUIDE	
<p>POM21: Collar Point Measure from collar set seam to collar point at outside edge of collar.</p>		
<p>POM22: Tie Space With garment lying flat, closed and button at end of buttonhole, measure gap between collar edges at point where collar meets neckband or neck-seam.</p>		
<p>POM23: Sleeve Length- From Center Back Neck With garment laying fiat- measure CB to shoulder. Pivot and measure to cuff/hem end/ edge of sleeve.</p>		
<p>POM24: Armhole Circumference- Contoured Measure along the armhole seam on front. Double the measurement.</p>		
<p>POM25: Cap Height With garment lying flat- place a straight edge from underarm joining seams to top of sleeve, perpendicular to the top of sleeve edge. Measure from the ruler edge to the natural shoulder.</p>		

 MICHAEL KORS	<h2 style="text-align: center;">WOVEN TOPS</h2> <h3 style="text-align: center;">MEASUREMENT GUIDE</h3>	
<p>POM26: Muscle Circumference-1" From Below Armhole With garment lying flat- measure 1" away from armhole straight across sleeve, forming a perpendicular line with fold/grain. Twice the distance measured.</p>		
<p>POM27: Forearm Circumference-6" From Sleeve Opening With garment laying fiat- measure 6" away from sleeve opening straight across sleeve, forming a perpendicular line with fold/grain. Twice the distance measured.</p>		
<p>POM28: Sleeve Opening Circumference With all closures fastened and with sleeve lying flat. Measure straight across from side edge to edge. Twice the distance measured.</p>		
<p>POM29: Cuff Height Measure from sleeve/cuff join seam straight down to bottom of cuff.</p>		
<p>POM30: Sleeve Placket Length Measure from the top point of the sleeve placket (includes dog house) to the cuff set seam.</p>		

 MICHAEL KORS	WOVEN TOPS MEASUREMENT GUIDE	
POM31: Sleeve Placket Width Measure straight across sleeve placket edge to edge.		
POM32: Button Spacing: 1st Button from Neck Seam Measure from neck seam to center of the 1st Button on front body placket.		
POM33: Yoke Height- At Center Back Measure from center back neck seam to edge of yoke seam.		
POM34: Shoulder Seam Forward Measure from shoulder fold to shoulder seam at center of shoulder. Seam should be parallel to shoulder seam.		
POM35: Dart Placement from Center Back Measure from CB neck seam to the start of the back-dart point. POM36: Dart Distance at Waist Measure from waistline, the distance between the darts.		

 MICHAEL KORS	WOVEN TOPS MEASUREMENT GUIDE	
POM36: Dart Distance at Waist Measure from waistline, the distance between the darts.		
POM37: Dart Depth- At Waist From waist point at back, measure dart depth at that point.		
POM38: Dart Depth- At Bottom Opening From bottom opening, measure dart depth.		

4.1.12 SIZE SET MEASUREMENT SHEET

In tech pack purchaser the different sizes of the wear are listed. The purchaser cannot give the tech pack the size-size breakdown of the order. The customer size requirement also includes age, size range, size type, etc. In below, given the graded spec sheet of “MICHAEL KORS”.

4.1.12.1 Graded Measurement Sheet for Knit Tops (V-Neck)


Graded Measurements											
Style: KS85FJ351V Season: R9 Body #: 5F13 Fabric Code: 51V Fabric: TBD		Description: TIPPED VNECK Agent: MM/K Factory: Design Status: Not Approved Product Status: Showroom		MICHAEL KORS Brand: Michael Kors Mens Division: Mens MM/K Cut-Ups							
POM	Description	POM Comments	Toil(-)	Toil(+)	XS	S	M	L	XL	XXL	XXXL
POM-400001	BL - Front length from HPS to bottom		1/2	1/2	27 3/4	28 1/8	28 1/2	29 1/4	30	30 3/4	31 1/2
POM-400004	AB - Shoulder slope		1/8	1/4	2 1/4	2 1/4	2 1/4	2 1/4	2 1/4	2 1/4	2 1/4
POM229299	Shoulder seam forward		1/8	1/8	3/4	3/4	3/4	3/4	3/4	3/4	3/4
POM-400003	AB - Across shoulder		3/8	3/8	16 3/4	17 1/4	17 3/4	18 1/2	19 1/4	20	20 3/4
POM-400009	AB - Across front 7" from HPS (mens)		3/8	3/8	14 1/4	14 3/4	15 1/4	16	16 3/4	17 1/2	18 1/4
POM-400016	AB - Across back 7" from HPS		3/8	3/8	14 3/4	15 1/4	15 3/4	16 1/2	17 1/4	18	18 3/4
POM-400026	AB - Chest width- 1" below armhole		1/2	1/2	19	20	21	22 1/2	24	25 1/2	27
POM102655	Bottom opening width		1/2	1/2	18 1/2	19 1/2	20 1/2	22	23 1/2	25	26 1/2
POM154641	Bottom and sleeve hem height		1/8	1/8	7/8	7/8	7/8	7/8	7/8	7/8	7/8
POM-400119	NK - Neck width- HPS to HPS	To seam	1/8	1/8	6 1/4	6 1/2	6 3/4	7	7 1/4	7 1/2	7 3/4
POM-400127	NK - Front neck drop from HPS	To seam	1/8	1/8	6 1/4	6 3/8	6 1/2	6 5/8	6 3/4	6 7/8	7
POM-400133	NK - Back neck drop from HPS	To seam	1/8	1/8	1/2	1/2	1/2	1/2	1/2	1/2	1/2
POM-400463	TR - Trim height		1/8	1/8	5/8	5/8	5/8	5/8	5/8	5/8	5/8
POM126115	sleeve length from CB, 3 points		3/8	3/8	16 3/4	17 1/4	17 3/4	18 3/8	19	19 5/8	20 3/4
POM-400171	AH - Armhole straight		1/4	1/4	8 1/4	8 5/8	9	9 5/8	10 1/4	10 7/8	11 1/2
POM-400186	SL - Cap height		1/4	1/4	6 1/4	6 3/8	6 1/2	6 3/4	7	7 1/4	7 1/2
POM-400189	SL - Muscle width 1" below armhole		1/4	1/4	6 1/2	6 7/8	7 1/4	7 3/4	8 1/4	8 3/4	9 1/4
POM126116	sleeve opening width		1/4	1/4	6	6 3/8	6 3/4	7 1/4	7 3/4	8 1/4	8 3/4
POM221992	Logo placement from HPS		1/4	1/4	8	8 1/4	8 1/2	8 3/4	9	9 1/4	9 1/2
POM221993	logo placement form CF		1/4	1/4	3	3 1/4	3 1/2	3 3/4	4	4 1/4	4 1/2

4.1.12.2 Graded Measurement Sheet for Knit Tops (Polo Shirt)

Graded Measurements

Style: GR95FGW4UR Description: BIRDSEYE TRIM POLO Agent: MMK
 Season: R9 Factory: Brand: Michael Kors Mens
 Body #: 5FGW Design Status: Not Approved Division: Mens Collection Cut-ups
 Fabric Code: 4UR Product Type: Knits Top Product Status: Showroom
 Fabric: PIQUE OXFORD(NEW) Size Range: XS-XXXL

MICHAEL KORS



POM	Description	POM Comments	Tol(+)	Tol(-)	XS	S	M	L	XL	XXL	XXXL
POM-400001	BL - Front length from HFS to bottom		1/2	1/2	27 3/4	28 1/8	28 1/2	29 1/4	30	30 3/4	31 1/2
POM-400004	AB - Shoulder slope		1/4	1/4	2 1/4	2 1/4	2 1/4	2 1/4	2 1/4	2 1/4	2 1/4
POM207484	Shoulder seam forward		1/8	1/8	3/4	3/4	3/4	3/4	3/4	3/4	3/4
POM-400003	AB - Across shoulder		3/8	3/8	16 1/2	17	17 1/2	18 1/4	19	19 3/4	20 1/2
POM-400009	AB - Across front 7" from HFS (mens)		3/8	3/8	14 1/4	14 3/4	15 1/4	16	16 3/4	17 1/2	18 1/4
POM-400016	AB - Across back 7" from HFS		3/8	3/8	14 3/4	15 1/4	15 3/4	16 1/2	17 1/4	18	18 3/4
POM-400028	AB - Chest width, 1" below armhole		1/2	1/2	19	20	21	22 1/2	24	25 1/2	27
POM102867	Bottom opening width		1/2	1/2	18 1/2	19 1/2	20 1/2	22	23 1/2	25	26 1/2
POM105285	BOTTOM HEM HEIGHT		1/8	1/8	7/8	7/8	7/8	7/8	7/8	7/8	7/8
POM-400119	NK - Neck width- HFS to HFS		1/8	1/8	7 1/4	7 1/2	7 3/4	8	8 1/4	8 1/2	8 3/4
POM-400127	NK - Front neck drop from HFS		1/8	1/8	3 3/4	3 7/8	4	4 1/8	4 1/4	4 3/8	4 1/2
POM-400133	NK - Back neck drop from HFS		1/8	1/8	1/2	1/2	1/2	1/2	1/2	1/2	1/2
POM-400137	CL - Collar height @ CB		1/8	1/8	2	2	2	2	2	2	2
POM-400138	CL - Collar band length- CF to CF		1/4	1/4	16 1/2	17 1/4	18	18 3/4	19 1/2	20 1/4	21
POM-400140	CL - Collar band height @ CB		1/8	1/8	1	1	1	1	1	1	1
POM102865	Collar band height @ CF		1/8	1/8	7/8	7/8	7/8	7/8	7/8	7/8	7/8
POM-400143	CL - Collar spread		1/8	1/8	4	4	4	4	4	4	4
POM-400144	CL - Collar point		1/8	1/8	2 3/8	2 3/8	2 3/8	2 3/8	2 3/8	2 3/8	2 3/8
POM-400145	CL - Tie space		1/8	1/8	1/4	1/4	1/4	1/4	1/4	1/4	1/4
POM121563	Placket Length, including 3/8" box stitch at bottom		1/4	1/4	5 3/4	5 3/4	5 3/4	5 3/4	5 3/4	5 3/4	5 3/4
POM-400153	PK - Placket width		1/8	1/8	1	1	1	1	1	1	1
POM-400164	SL - Sleeve length from CB neck- 3 points- short		3/8	3/8	16 3/4	17 1/4	17 3/4	18 3/8	19	19 5/8	20 1/4
POM-400171	AH - Armhole straight		1/4	1/4	8 1/4	8 5/8	9	9 5/8	10 1/4	10 7/8	11 1/2
POM-400186	SL - Cap height		1/4	1/4	6 1/4	6 3/8	6 1/2	6 3/4	7	7 1/4	7 1/2
POM-400189	SL - Muscle width 1" below armhole		1/4	1/4	6 1/2	6 7/8	7 1/4	7 3/4	8 1/4	8 3/4	9 1/4
POM108427	sleeve opening width -short		1/4	1/4	6	6 3/8	6 3/4	7 1/4	7 3/4	8 1/4	8 3/4
POM106276	SLEEVE RIB HEIGHT		1/8	1/8	3/4	3/4	3/4	3/4	3/4	3/4	3/4
POM-400261	TR - Button spacing- 1st button from neck seam	to button center	1/8	1/8	1 3/4	1 3/4	1 3/4	1 3/4	1 3/4	1 3/4	1 3/4
POM-400263	TR - Button spacing- remaining buttons	button center to center	1/8	1/8	2	2	2	2	2	2	2

4.1.12.3 Graded Measurement Sheet for Woven Tops (Shirt)

Style: KF94CE976V
Season: F9
Body #: ACE9
Fabric Code: 76V
Fabric: Printed Cotton

Agent: MMK
Factory:
Design Status: Not Approved
Product Status: Fit



Graded Increments

MICHAEL KORS
 Brand: Michael Kors Mens
 Division: Mens MMK Cut-ups

POM	Description	POM Comments	ToI(-)	ToI(+)	XS	S	M	L	XL	XXL	XXXL
POM-400001	BL - Front length from HPS to bottom	CLASSIC FIT BLOCK -based on 4CCR	1/4	1/2	-3/8	-3/8	30 1/2	3/4	3/4	3/4	3/4
POM-400000	BL - Length from CB neck to bottom		1/4	1/2	-1/4	-1/4	31 1/2	5/8	5/8	5/8	5/8
POM-400266	YK - Shoulder Seam forward @ neck		1/8	1/8	0	0	1	0	0	0	0
POM-400025	AB - Chest circumference- 1" below armhole		3/8	5/8	-2	-2	45 1/2	3	3	3	3
POM-400054	WA - Waist placement from HPS		1/8	1/8	-1/4	-1/4	18 1/2	1/4	1/4	1/4	1/4
POM-400056	WA - Waist circumference center- relaxed/straight		3/8	3/4	-2	-2	43 1/2	3	3	3	3
POM-400113	BO - Bottom opening width- straight		3/8	3/4	-2	-2	43 3/4	3	3	3	3
POM102551	Hem height		0	0	0	0	3/16	0	0	0	0
POM-400004	AB - Shoulder slope		1/8	1/8	0	0	2 1/4	0	0	0	0
POM-400003	AB - Across shoulder		1/4	1/4	-1/2	-1/2	18 1/2	3/4	3/4	3/4	3/4
POM-400009	AB - Across front 7" from HPS (mens)		1/4	1/4	-1/2	-1/2	15 1/2	3/4	3/4	3/4	3/4
POM219982	AB - Across back 7" from HPS	Meas. W/pleats closed	1/4	1/4	-1/2	-1/2	17 1/2	3/4	3/4	3/4	3/4
POM-400153	PK - CF Top Placket width	W/7/8" under placket width (stitch)	0	0	0	0	1 1/4	0	0	0	0
POM-400117	BL - Front shirt tail curve height		1/8	1/8	0	0	1 3/4	0	0	0	0
POM-400118	BL - Back shirt tail curve height		1/8	1/8	0	0	3 1/4	0	0	0	0
POM-400119	NK - Neck width- HPS to HPS	TFC-100 = Tailored fit collar	1/8	1/4	-1/4	-1/4	6 1/4	1/4	1/4	1/4	1/4
POM-400127	NK - Front neck drop from HPS	TFC-100	1/8	1/8	-1/8	-1/8	3 13/16	1/8	1/8	1/8	1/8
POM-400133	NK - Back neck drop from HPS	TFC-100	0	0	-1/8	-1/8	5/8	1/8	1/8	1/8	1/8
POM-400137	CL - Collar height @ CB	TFC-100	0	0	0	0	1 5/8	0	0	0	0
POM-400138	CL - Collar band length- CF to CF	TFC-100	1/4	1/4	-3/4	-3/4	16 1/2	3/4	3/4	3/4	3/4
POM-400140	CL - Collar band height @ CB	TFC-100	0	0	0	0	1 1/8	0	0	0	0
POM102550	COLLAR STAND HEIGHT AT CF	TFC-100	0	0	0	0	3/4	0	0	0	0
POM-400143	CL - Collar spread	TFC-100	1/8	1/8	0	0	3 1/2	0	0	0	0
POM-400144	CL - Collar point	TFC-100	1/8	1/8	0	0	2 1/2	0	0	0	0
POM-400145	CL - Tie space	TFC-100	1/8	1/8	0	0	1/4	0	0	0	0
POM-400166	SL - Sleeve length from CB neck- 3 points- long		1/4	1/2	-3/4	-3/4	35 1/2	1	1	1	1
POM-400168	AH - Armhole circumference- contoured		1/4	1/2	-3/4	-3/4	21 1/2	1 1/8	1 1/8	1 1/8	1 1/8
POM-400186	SL - Cap height		1/8	1/8	-1/8	-1/8	5 3/4	1/4	1/4	1/4	1/4



style: KF94CE976V
Season: F9
Body #: 4CE9
Fabric Code: 76V
Fabric: Printed Cotton

MICHAEL KORS

Brand: Michael Kors Mens
Division: Mens MMK Cut-ups

Graded Increments

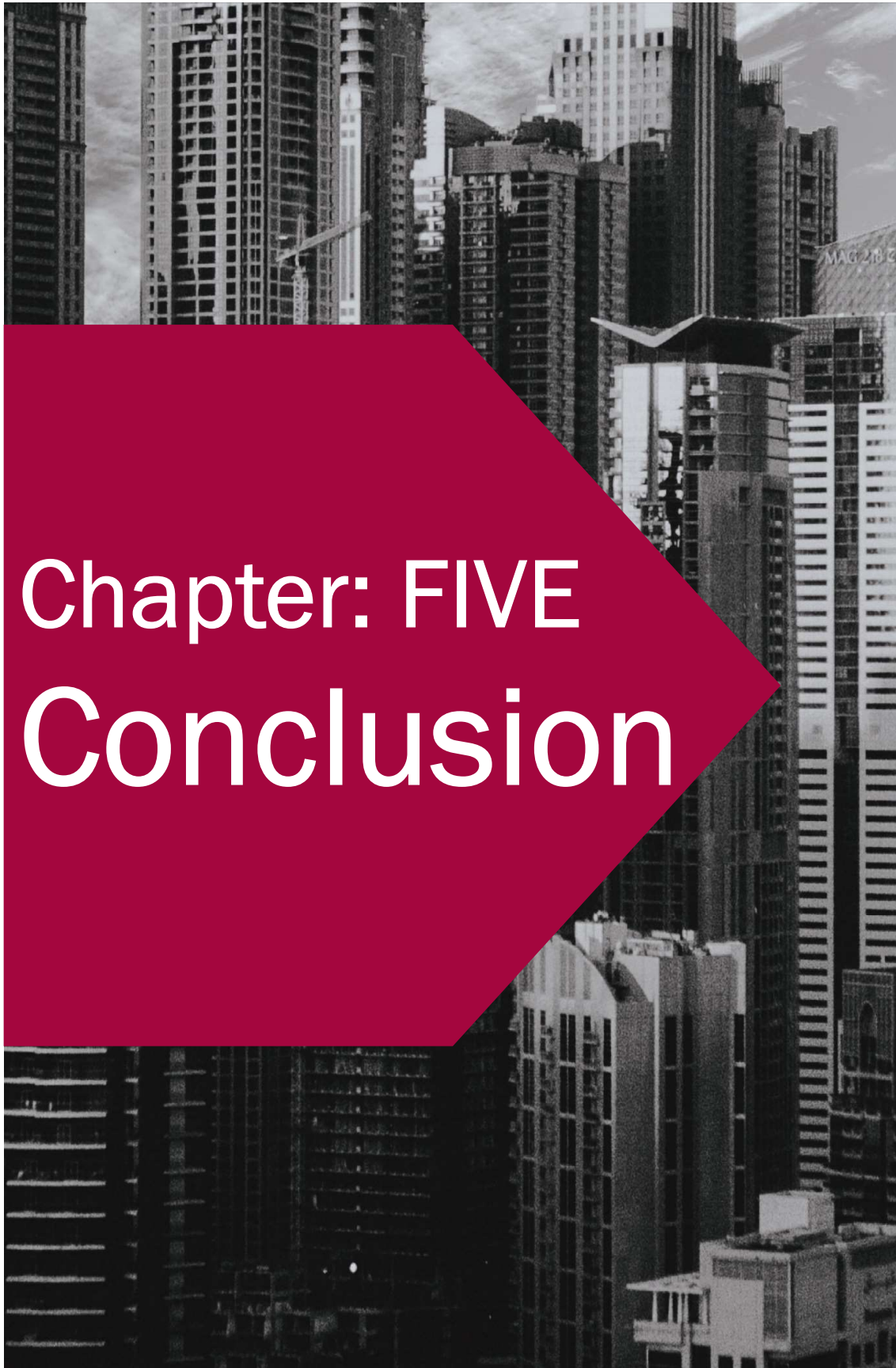
Description: LS ROSE PRINT
Agent: MMK
Factory:
Design Status: Not Approved
Product Status: Fit

Product Type: Wovens Shirt
Size Range: XS-XXXL

POM	Description	POM Comments	Tol(-)	Tol(+)	XS	S	M	L	XL	XXL	XXXL
POM-400188	SL - Muscle circumference 1" below armhole		1/4	1/2	-5/8	-5/8	16 1/4	3/4	3/4	3/4	3/4
POM278190	SL - Elbow circumference 12" from sleeve opening	SPEC ADDED --UPDATED 1/9/2018	1/4	1/4	-1/2	-1/2	13 3/4	5/8	5/8	5/8	5/8
POM-400201	SL - Sleeve opening circumference- long		1/4	1/4	-1/4	-1/4	9 1/4	3/8	3/8	3/8	3/8
POM-400208	CU - Cuff height from join seam	Round cuff corner	1/8	1/8	0	0	2 1/2	0	0	0	0
POM-400210	PK - Sleeve placket length at center		1/8	1/8	0	0	6 1/2	0	0	0	0
POM-400210	PK - Sleeve placket length at side		1/8	1/8	0	0	6	0	0	0	0
POM-400211	PK - Sleeve placket width		1/8	1/8	0	0	1	0	0	0	0
POM-400212	PK - Sleeve placket box height		1/8	1/8	0	0	7/8	0	0	0	0
POM-400213	PK - Sleeve placket box width		0	0	0	0	7/8	0	0	0	0
POM-400214	PL - Sleeve pleat placement from edge		1/8	1/8	0	0	1 5/8	0	0	0	0
POM-400215	PL - Sleeve pleat depth		1/8	1/8	0	0	1/2	0	0	0	0
POM-400217	PL - Sleeve pleat #		0	0	0	0	1	0	0	0	0
POM238312	sleeve placket placement from inseam		1/8	1/8	-	-1/4	2	0	0	1/4	0
POM-400261	TR - Button spacing- 1st button from neck seam		1/8	1/8	0	0	2 1/2	0	0	0	0
POM-400263	TR - Button spacing- remaining buttons		1/8	1/8	-1/8	-1/8	3 5/8	1/8	1/8	1/8	1/8
POM-400289	YK - Yoke height @ CB		1/8	1/8	0	0	3	0	0	0	0
POM239656	Knife pleat placement on Back Yoke from A/H		1/8	1/8	-1/8	-1/8	2 3/4	1/8	1/8	1/8	1/8
POM239725	YK - Knife Pleat Depth	On Back yoke seam	0	0	0	0	1/2	0	0	0	0

4.1.13 IMPORTANCE OF A TECHNICAL PACKAGE

- From the merchandiser's point of view, tech-pack is critical because it is clue to order processing without the tech-pack merchant.
- Tech-pack gives the way to create the specific style.
- Tech-pack offers a Quality Department guide for determining apparel quality.
- This makes the process both for manufacturing and performance departments more effective.
- Buyer shall specify all aspects of the manufacture of cloth such as the stitch and seam, size and construction details for clothing, graphical placemen. With the innovation pack maker, tech-pack is able to understand the buyer's demand.
- Tech-pack is designed so that many problems are solved before they occur.
- Samples are produced according to the tech-pack and therefore the production capacity will be checked with tech-pack.
- When data is not accurate or understandable in tech-pack, then this leads to poor print quality which directly affects buyer sales.
- Tech-pack includes processes, forms, authorization timetables, and obligations of the suppliers.
- When tech-pack is used successfully throughout the fashion value chain, everybody in the value chain will thrive.
- It is very difficult for designers to convert their perceptions into real 3D formats if they then communicate poorly.



Chapter: FIVE Conclusion

5.1 CONCLUSION

Through international trade, the clothing industry is a competitive business. In a global perspective, the industry is expected, estimated and generated a significant amount of revenue and jobs. Manufacturing clothing is one of the most requested companies in this field today. One of the most important steps an organization needs to take to successfully manufacture a product is the technological package. Software packs is for the manufacturer of clothing the most significant effective communication device. Manufacturing cannot be moved without a tech pack. To reach the desired result with the desired performance and esthetics, the buyer negotiations the software pack with the production merchant. The consistency of the material can be monitored during the entire production cycle by means of a tech pack.

The most important aspect of the process of export merchandising is tech-pack. Buyer provides a detailed tech-pack; merchant is expected to act accordingly. Tech-pack is a running style bible that provides all the necessary style information. It's impossible to move further without a tech-pack. If there is any doubt in tech-pack, it should be communicated to buyer immediately. Merchandiser will carefully read the tech-pack, testing, production, design, fit and measurement requirements. It is recommended that merchandiser should recognize the technicalities of tech-pack, tech-pack problems should be explained at the early stages of order.



Reference

1. Dhanoa, A., & Dhanoa, A. (2018, June 28). Dissecting the Garment Specification Sheet. Retrieved from <https://www.thefashionenterprise.com/magazine/dissecting-garment-specification-sheet/>.
2. IOSR Journals. (n.d.). Retrieved from <http://www.iosrjournals.org/>.
3. Free Essay Examples, Research Papers and Writing Tips. (n.d.). Retrieved from <http://www.studymode.com/>.
4. Handle Proxy. (n.d.). Retrieved from <http://hdl.handle.net/>.
5. Fashion merchandising: tech-pack. (2017, August 21). Retrieved from <https://www.textiletoday.com.bd/fashion-merchandising-tech-pack/>.
6. How to Make a Garment Specs sheet. (n.d.). Retrieved from <https://tohproblemkyahai.com/how-to-make-a-garment-specsheet/>.
7. Rammandala, C. (2018, February 22). Apparel Product Specification Sheet and Its Importance in Product Development. Retrieved from <https://www.onlineclothingstudy.com/2018/02/apparel-product-specification-sheet-and.html>.
8. Rita, A. A., & Mahamud, S. (2016). Effectiveness of Technical Packages for the Apparel Production Process in the Global Apparel Industry. *IOSR Journal of Business and Management*, 18(09), 47–51. doi: 10.9790/487x-1809024751
9. Sashi. (1970, January 1). Apparel Technical Package Development Construction Details. Retrieved from <https://clothingtechpack.blogspot.com/2017/05/apparel-technical-package-development.html>.
10. SupplyCompass. (n.d.). What is a Tech Pack? (A Practical Guide). Retrieved from <https://www.supplycompass.com/blog/what-is-a-tech-pack>.
11. Techpacker. (2019, June 19). What is a tech pack? Retrieved from <https://www.techpacker.com/blog/what-is-a-techpack/#point4>.
12. Walker, C. (n.d.). What is a garment tech pack or spec sheet? Retrieved from <https://www.thaisonspgarment.com/FAQ/what-is-a-garment-tech-pack.html>.