

Development of Schedule Notifying Application for DIU

BY

Md. Hasan Morshed Bappy
ID: 151-15-460

AND

Mokabbir Alam Sani
ID: 151-15-240

Md.Tareq Rahman
ID:151-15-236

This Report Presented in Partial Fulfillment of the Requirements for the
Degree of Bachelor of Science Computer Science and Engineering

Supervised By

Tanvir Rahman
Senior Lecturer
Department of CSE
DaffodilInternational University

Co-Supervised By

Bulbul Ahmed
Lecturer
Department of CSE
Daffodil International University



DAFFODIL INTERNATIONAL UNIVERSITY
DHAKA, BANGLADESH
6thApril2019

APPROVAL

This Project titled “Development of Schedule Notify Application for DIU” submitted by Md. Hasan Morshed Bappy ID No: 151-15-460, Mokabbir Alom sani ID No:151-15-240 and Md.Tareq Rahman ID No:151-15-236, to the Department of Computer Science and Engineering, Daffodil International University has been accepted as satisfactory for the partial fulfillment of the requirements for the degree of Bachelor of Science in Computer Science and Engineering and approved as to its style and contents. The presentation has been held on 6th April 2019.

BOARD OF EXAMINERS

Dr. Syed Akhter Hossain
Professor and Head

Department of Computer Science and Engineering
Faculty of Science & Information Technology
Daffodil International University

Chairman

Dr. S M Aminul Haque
Assistant Professor & Associate Head

Department of Computer Science and Engineering
Faculty of Science & Information Technology
Daffodil International University

Internal Examiner

Saif Mahmud parvez
Lecturer

Department of Computer Science and Engineering
Faculty of Science & Information Technology
Daffodil International University

Internal Examiner

Dr. Mohammad Shorif Uddin External Examiner

Professor
Department of Computer Science and Engineering
Jahangirnagar University

DECLARATION

We hereby declare that, this project has been done by us under the supervision of **Tanvir Rahman, Lecturer, Department of CSE** Daffodil International University. We also declare that neither this project nor any part of this project has been submitted elsewhere for award of any degree or diploma.

Supervised by

Tanvir Rahman
Senior Lecturer
Department of CSE
Daffodil International University

Co-Supervised by:

Bulbul Ahmed
Lecturer
Department of CSE
Daffodil International University

Submitted by:

Md. Hasan Morshed Bappy
ID: 151-15-460
Department of CSE
Daffodil International University

Mokabbir Alom sani
ID: 151-15-240
Department of CSE
Daffodil International University

Md. Tareq Rahma
ID: 151-15-236
Department of CSE
Daffodil International University

ACKNOWLEDGEMENT

First we express our heartiest thanks and gratefulness to almighty God for His divine blessing makes us possible to complete the final year project successfully.

We really grateful and wish our profound our indebtedness to **Tanvir Rahman Lecturer**, Department of CSE Daffodil International University, Dhaka. Deep Knowledge & keen interest of our supervisor in the field of “Development of Schedule Notify Application for DIU” to carry out this project. Hisendless patience ,scholarly guidance ,continual encouragement , constant and energetic supervision, constructive criticism , valuable advice ,reading many inferior draft and correcting them at all stage have made it possible to complete this project.

We would like to express our heartiest gratitude to **Dr. S.M. Aminul Haque, Assistant Professor and Associate Head**, Department of CSE, for his kind help to finish our project and also to other faculty member and the staff of CSE department of Daffodil International University.

We would like to thank our entire course mate in Daffodil International University who took part in this discuss while completing the course work.

Finally, we must acknowledge with due respect the constant support and patients of our parents.

ABSTRACT

Daffodil International University is a renowned university in Bangladesh. All of the academic activities of this university are being properly maintained in a strict time manner. A predefined semester schedule is available prior to every semester. As the university follows trimester system, the time frame for each activity is very tight and rigid. For this reason, students may have a quiz, presentation or assignment within every two or three days apart from two examinations (Mid Term and Final). The same workloads are also present for the faculty members too. For this reason, sometimes it become very difficult to cope with the schedule. To solve these problems an application can be a solution which can notify us in an efficient way prior to every event.

TABLE OF CONTENTS

CONTENTS PAGE

Title page	i
Approval	
ii	
Declaration	iii
Acknowledgement	
iv	
Abstract	v

CHAPTER

CHAPTER 1: INTRODUCTION 1

1.1 Introduction	1
1.2 Motivation	
1.3 Objectives	
1.4 Expected Outcome	

CHAPTER 2: BACKGROUND 2-3

2.1 Introduction	2
2.2 Related work	2
2.3 Comparative Studies	2
2.4 Scope of the Problem	3
2.5 Challenges	3

CHAPTER 3: REQUIREMENT SPECIFICATION 4-22

3.1 Business Process Model	4
----------------------------	---

3.2 Requirement Collection and Analysis:	5
3.2.1 Student Requirement	5
3.2.2 Teacher Requirement	Error! Bookmark not defined.
3.2.3 Admin	6
3.2. Technical Requirement:	7
3.2.5 Requirement components	8
3.2.5.1 Hardware Requirement	8
3.2.5.2 Software Requirement	9
3.3 Use Case Modeling	9
3.3.1 Use Case Model	10
3.3.2 Use Case Description	11
3.4 Logical Data Model	20
3.5 Design Requirements	21
3.5.1 Job Seeker Requirement	21
3.5.2 Job Holder Requirement	21
3.5.3 Admin Requirement	22

CHAPTER 4: DESIGN SPECIFICATION **22-24**

4.1 Front-end Design:	22
4.1.1 Hypertext Markup Language:	22
4.1.2 Cascading Style Sheet:	23
4.1.3 JavaScript:	23
4.2 Back-end Design:	23

4.2.1 Hypertext Transfer Protocol:	24
4.2.2 Types of HTTP request:	24

CHAPTER 5:IMPLEMENTATION AND TESTING	24-36
5.1 Implementation of Database:	24
5.1.2 Entity Relationship Diagram:	25
5.2 Implementation of Front-end Design:	Error! Bookmark not defined.
5.2.1 Home Page:	26
5.2.2 Find Candidate:	27
5.2.3 Feature job:	27-28
5.2.4 Create Cv	28
5.2.5 Job Details Page	29
5.2.6 Skill Test	30
5.2.7 Live Contest:	24
5.2.8 view job apply	24
5.2.9 job holden position	24
5.2.10 See Candidate Cv	34
5.2.11 footer:	35
5.3 Implementation of interaction	35
5.4 Implementation of Testing	35
5.4.1 Main System Testing	36
5.4.1 Database Testing	36
5.5 Testing result and Report:	36

CHAPTER 6: CONCLUSION AND FUTURE SCOPE:	36-
37	
6.1 Discussion and Conclusion:	38
6.2 Scope for Further Developments:	

REFERENCES

LIST OF FIGURES

FIGURES PAGE

Figure 3.1 Business Process Modeling:	4
Figure 3.2 Use Case Models	10
Figure 3.3 Logical Data Model	20
Figure 5.1 E-R diagram	25
Figure 5.2 Home Page View for User	26
Figure 5.3 Find Candidate	27
Figure 5.4 Featured job	27
Figure 5.5 Create CV	28
Figure 5.6 Job Details	29
Figure 5.7 skill Test	30
Figure 5.8 Live Contest	31
Figure 5.9 View Job	32
Figure 5.10 Posting Job	33

Figure5.11 Candidate CV	34
Figure5.12 Footer	35

LIST OF TABLES

TABLE NAMEPAGE

Table 3.1 Hardware Requirement:	8
Table 3.2 Software Requirement:	9
Table 3.3 Use case 1:	11
Table 3.4 Use case 2:	11
Table 3.5 Use case 3:	12
Table 3.6 Use case 4:	12 -13
Table 3.7 Use case 5:	13
Table 3.8 Use case 6:	13-14
Table 3.9 Use case 7:	14

Chapter 1

Introduction

1.1 Introduction

This project is developed for an Development of Schedule Notify Application search Portal for the Placement Details for students. Student check the list which notification are available and teachers also check which notification are available. Student login to upload their information in the form of student portal.

1.2 Motivation

- Tight semester schedule:As the semester schedule is very tight, it is difficult to remember all of the academic tasks efficiently.
- Change or update:Sometimes the date and time of a particular task changes, then it creates a misunderstanding between faculty and students.
- Maintaining Deadline:It becomes very tough to maintain the deadline of individual tasks.
- Appointment with Advisor:It becomes very tough to maintain the deadline of individual tasks.

1.3 Objectives

- Provide the information of new notification.
- Reduce time & cost
- Easily find large amount of notification.
- Messaging system
- Get notification when new message is post
- Perform skill test also have live contest system

1.4 Expected Outcome

We develop this dynamic system with interactive design to find appropriate message for appropriate student and also teacher will be able to post their and find appropriate studente for this notification. Also communicate with each teacherfor this system.

Chapter 2

Background

2.1 Introduction

- To cope with tight semester scheduler
- To help both student and teacher reminder
- To maintain the appointment with advisor with timely manner

2.2 Related work

In the field of web there is lot of work already have been done. And there are some specialized Systems have been created by some portal. Some honorable mention are student portal. These portals offer the simplest out there choices so individuals will grab their dream notification from completely different sectors within the university. student and teacher receive both notification same time.

2.3 Comparative studies:

Purpose: The purpose of this paper was to compare the leading online notification portals University Student portal and teachers on the basis of their operational difficulties and features from the perspective of recruitment.

Design/Methodology/Approach: The paper presented a descriptive cross-sectional survey of the student . With the help of an in-depth interview of experts, operational difficulties and features were identified and their performance was compared using independent sample test.

Originality/Value: The paper will be of value to those interested in recruitment activities, recruitment consultancy as a business, and online student portals as a business. It is suitable for academics and practitioners alike.

2.4 Scope of the Problem:

The canvasser cares with an internet student Portal, Scopes for the system are as follows: -

- Maintain student and Teachers records
- To connected Global people

Teacher have to be compelled to advertise the notification and type all announcement details, conduct selection procedures and complete the formalities.

2.5 Challenges:

No correct feedback through the portal when leader viewed the profile. Though nowadays many people in the rural area of Bangladesh start to use the internet via mobile phone, In future we want to build it in the mobile application, so that the can also use this service. To reached people and collected their information isour main challenge.

Chapter 3

Requirement Specification

3.1 Requirement Collection and Analysis:

This is onlineportal System. This application is created and developed according to the requirement. Requirement of a system classified in two categories: Software and Hardware requirements. We got all the information for this system .We also make sure that this system is compatible with the computer hardware.

3.1.1 Student Requirement:

- Student if desires to register to the location, a click on Register button can offer him with a registration type. After filling all the small print within the registration type i.e. the mandatory ones which are marked by * has to be filled necessarily and the remaining may be left, the user has to submit it by clicking on submit button. Notification via message will be displayed.
- Only authorized person to access the appliance. When the user logs in to the system, the user must enter login details within the specific username and password fields. The user clicks on the login button and if id and pin number measure valid, then the user is given access to the appliance and user profile is displayed.
- If the user forgets the pin number, it can be retrieved by Option Forgot Password Button. A click on this button can let to a security question and if the solution is verified. The message with the correct pin number is provided

3.1.2 Teacher Requirement:

- Ability to form and edit a corporation profile.
- Ability to add a picture.
- Retrieve passwords reset by automated email.
- Post announcement with elaborated verbal description and Register and sign-up online for Memberships,
- Retrieve passwords by automated email.
- Update profile at any time.

3.1.3 Admin:

- Manage student and Admin has the responsibility to manage the leader module student further because the leader modules. This includes managing their account, usernames and passwords etc.
- Send Notification messages to whenever associate user subscribes to the location as a leader and jobseeker, the admin can have to be compelled to send them notification messages confirming their subscription.
- Administrator provides usernames and authentication to user's passwords to the users and also the admin has the duty to make user of the website as student or teacher depending on the type of registration made by the user
- Add New Services, associated with student or teacher.
- Send Message to student
- Provide Roles and Authentication to Users
- Ability to vary the planning and feel of your website by ever-changing model.
- Search message supported keywords, categories, locations etc.
- Create / Edit / Save as several icon sets as you prefer.
- Manage premium student
- Private labeled and totally integrated along with your existing internet site's look and feel

3.1.4 Technical and Legal Requirement:

The system should be design as to ensure that they continue to work efficiency that the observation with relevant legislation and to check that they are safe guarded from threats such as virus and hackers. The requirement are listed below:

- Data protection facilities and Security data transmission facilities.
- Protection facilities against hacker and cracker and Protection against virus.
- Protection Company or Candidate Data From Hacker

3.1.5 Requirement Components:

To carry out project we need hardware and software and those are given below:

3.1.5.1 Hardware Requirement:

To run this project minimum one pc and INTERNET connection need.

Processor	Intel Pentium/AMD processor(500 MHZ)
Motherboard	Any
Ram	512 or more
Lan	Any
AGP Card	Any
Sound Card	Any
Hard Disk	60GB
Floppy Disk(not mandatory)	1.44 MB
Casing	ATX
Monitor	Any Color Monitor
Keyboard	Any
Mouse	Any
CD ROM	52X

Table 3.1 Hardware Requirement.

3.1.5.2 Software Requirement:

Different Type of software need to developing and maintaining projected website.
Details Given below:

Software	Usage
Any version of windows operating system	To start up computer and coordinate all hardware components, application and customized software.
Browser	Any kind of web browser which support JavaScript.

Table 3.2 Software Requirement

3.2 Use Case Modeling and Description:

Use case diagram is a behavioral UML diagram type and frequently used to analyze various systems. They enable you to visualize the different types of roles in a system and how those roles interact with the system

3.3 Use Case Modeling

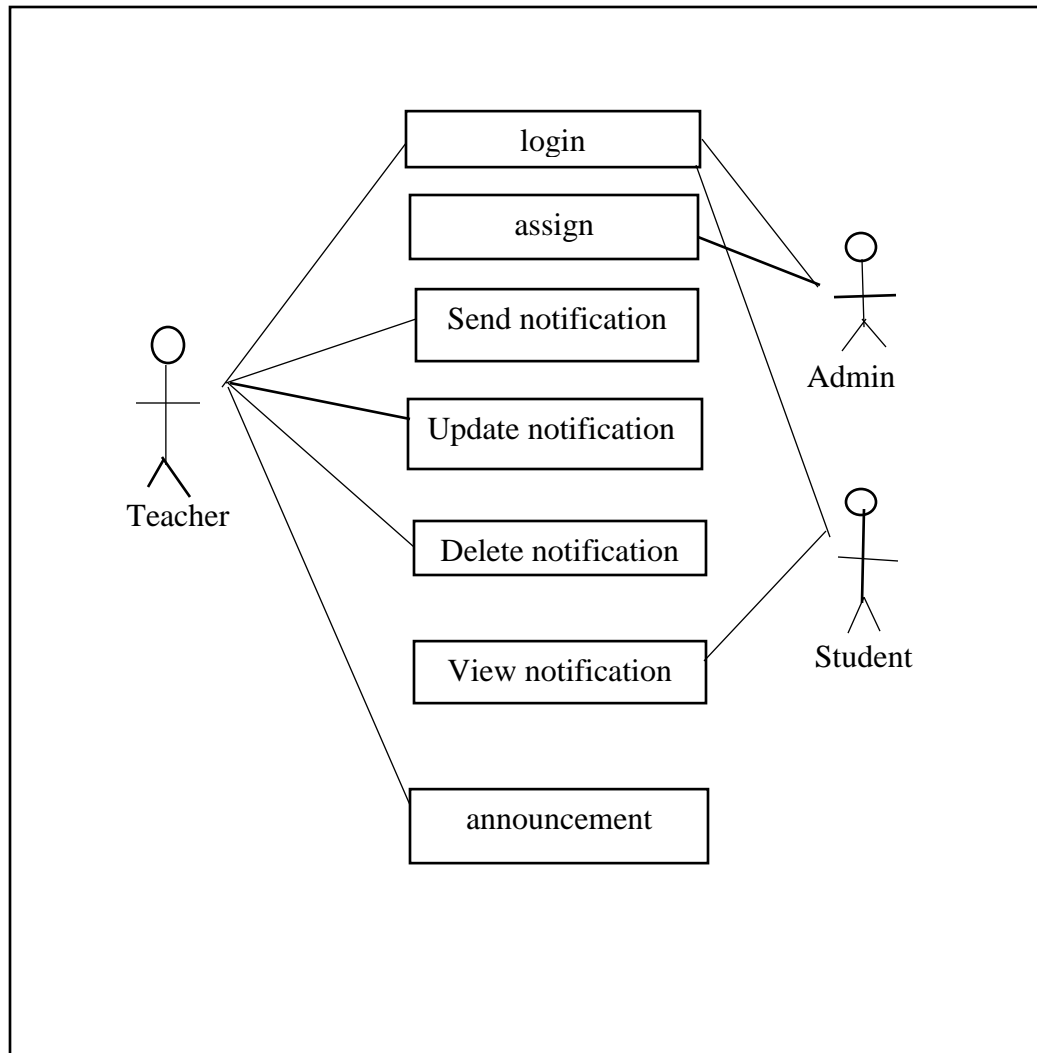


Figure 3.1 Use Case Model

3.3.2 Use Case Description:

Use Case Id:	1
Use Case Name:	Log In
Created By:	Bappy
Date Of Creation:	6-4-2019
Description:	This use case will allow user to log in the system. .
Primary Actor:	Student,Teacher,Admin
Secondary Actor:	None
Precondition:	None
Post condition:	The system will display the Log In page

Table 3.3 Use case 1

Use Case Id:	2
Use Case Name:	assign
Created By:	Bappy
Date Of Creation:	6-4-2019
Description:	studentcan easily create their cv and Edit Them.
Primary Actor:	Job seeker
Secondary Actor:	None
Precondition:	None
Post condition:	The system will display the CV page

Table 3.4 Use case 2

Use Case Id:	3
Use Case Name:	Send notification
Created By:	Bappy
Date Of Creation:	6-4-2019
Description:	This use case will allow user to search. Job seeker can easily search what he/she want in the system
Primary Actor:	Job seeker
Secondary Actor:	None
Precondition:	None
Post condition:	The system will show the search result

Table 3.5 Use case 3

Use Case Id:	5
Use Case Name:	Update notification
Created By:	Bappy
Date Of Creation:	6-4-2019
Description:	This use case will allow Job seeker to test Their Skill.
Primary Actor:	Job seeker
Secondary Actor:	System
Precondition:	None
Post condition:	None

Table 3.6 Use case 4

Use Case Id:	6
Use Case Name:	Delete notification
Created By:	Bappy
Date Of Creation:	6-4-2019
Description:	This use case will Job seeker to start to join live contest.
Primary Actor:	Job seeker
Secondary Actor:	system
Precondition:	Job seeker must have good internet Connection To attend the contest.
Post condition:	None

Table 3.7 Use case 5

Use Case Id:	7
Use Case Name:	View notification
Created By:	Bappy
Date Of Creation:	6-4-2019
Description:	This use case will allow Job seeker to view job and apply this.
Primary Actor:	Job seeker
Secondary Actor:	None
Precondition:	Log in
Post condition:	The System will display different job Vacancies.

Table 3.8 Use case 6

Use Case Id:	8
Use Case Name:	announcement
Created By:	Bappy
Date Of Creation:	6-4-2019
Description:	This use case allow Job seeker to apply different job.
Primary Actor:	Job seeker
Secondary Actor:	None
Precondition:	Job seeker must need to Log in
Post condition:	None

Table 3.9 Use case 7

2.5.1 Sequence Diagram:

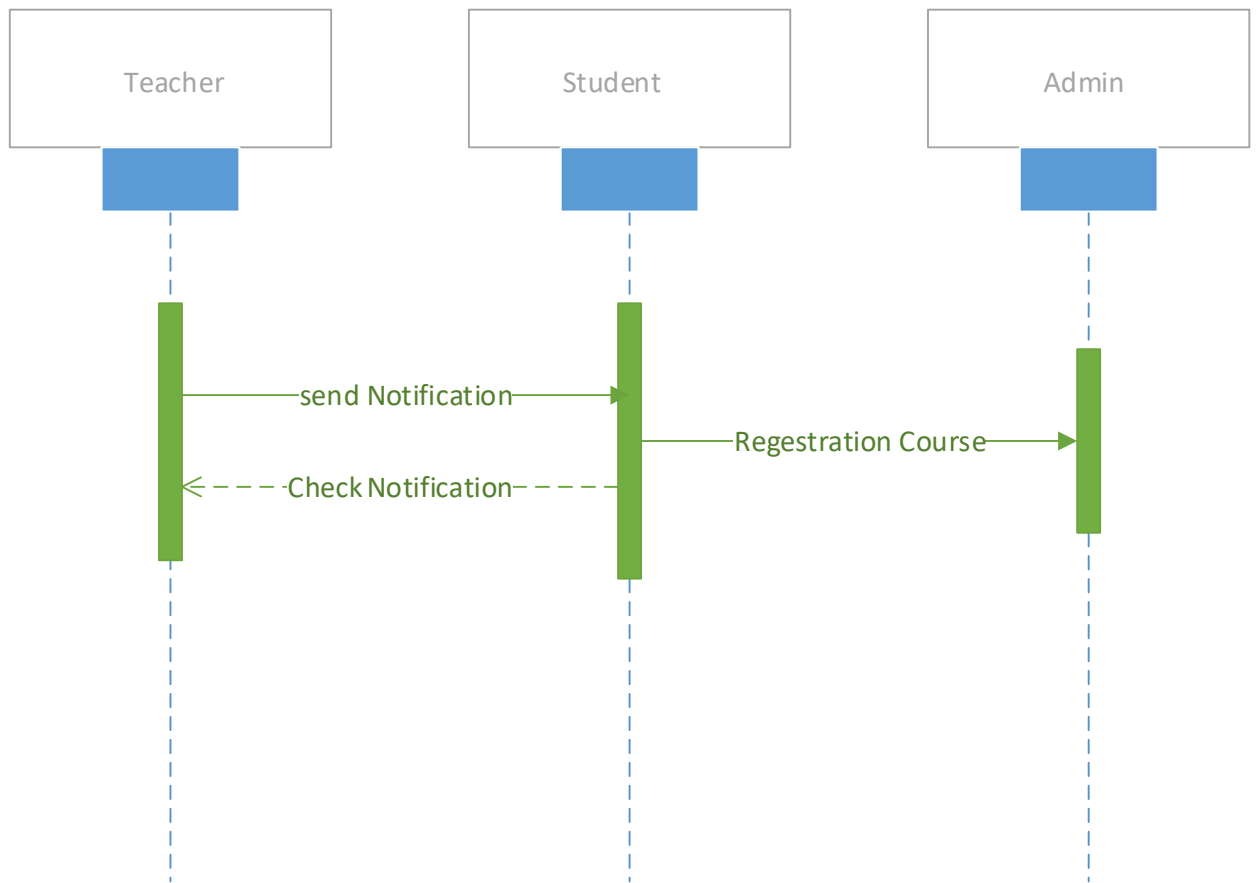


Figure 3.2 Sequence Diagram

Chapter 4

Design Specification

4.1 Front-end Design:

For finishing front-end improvement, we've utilized three primary languages in my project.

- HTML
- CSS
- Bootstrap structures
- JavaScript programming
- libraries like JQuery, Vue JS

4.1.1 Hypertext Markup Language:

HTML elements unit of measurement the building blocks of Web pages. With markup language constructs, pictures and alternative objects like interactive forms are also embedded into the rendered page. HTML provides a way to form structured documents by denoting structural linguistics for text like headings, paragraphs, lists, links, quotes and alternative things. HTML components square measure diagrammatical by tags, written exploitation angle brackets. Tags such as `` and `<input />` directly introduce content into the page. Other tags such as `<p>` surround and provide information about document text and may include other tags as sub-elements. Browsers do not display the HTML tags, but use them to interpret the content of the page[5].

4.1.2 Cascading Style Sheet:

It is a decent practice to isolate page structure from its plan. To do as such, CSS is utilized as a styling dialect. It characterizes format, shading, estimate and different traits of page components. CSS report is a content record containing an arrangement of CSS rules, where rule comprises of selector and presentation square. Each standard influences page content indicated in selector guiding either toward: All components of one kind in a DOM, e.g. all `` labels [10].

- Elements of an equivalent class or id (both are label traits). In CSS, these standards begin with a spot (.) and hash (#) for classes and ids, separately, e.g. ".list" and "#examplebtn".

4.1.3 JavaScript:

JS is interpreted programming language generally used at client side to control user input, control browser actions, load additional content to a browser and make changes to the DOM. In short, it gives functionality to a page [10]. JS code can be added to HTML document in two ways

- Inline JavaScript, JS code is written as content of HTML document between opening and closing<Script> tag.
- External JavaScript, JS code is written in external file and reference to the file is defined in <script> tag attribute. Any content enclosed by the <script> tag is not executed [6].

When HTML <script> element is reached, during parsing of HTML document, the JS code defined by the tag is immediately executed in a browser using built-in JS interpreter.

4.2 Back-end Design:

To find, save, or change data and serve it back to the user in front-end code, we've used

- Server-side languages- Laravel
- Tools like MySQL Server

4.2.1 Hypertext Transfer Protocol:

HTTP is a protocol describing how browsers and servers communicate with each other over the Internet in order to exchange data. The process works as follows:

- Establishment of a connection between client and WA server.
- If the connection is successful request is sent by the client. It is a message requesting data from a WA server. The data can be of various types - web pages, images, client-side scripts, confirmation of user authentication and more [10].
- The server then sends response which contains requested data together with a status code. There are several types of status codes depending on success or failure of the requested operations.
- Last step closes the connection by either both parties. Both, request and response, are text based messages, each message has three parts :
 - I. an initial line, defines mainly source of information,

- II. Header, zero or more lines specifying additional parameters of the request.
- III. An optional message body contains data sent by client/server.

4.2.2Types of HTTPrequest:

When user accesses the WA for the first time, browser sends an unconditional HTTP requests to a server. Server sends back the requested data and the browser may cache the data for later use, if the response's header allows it[10].

Chapter 5

Implementation and Testing

5.1 Implementation of Database:

The database implementation or deployment is the process of installation of database software, configuration and customization, running, testing, integrating with applications, and training the users [11]. Its different stages and processes are:

5.1.2 Entity Relationship Diagram:

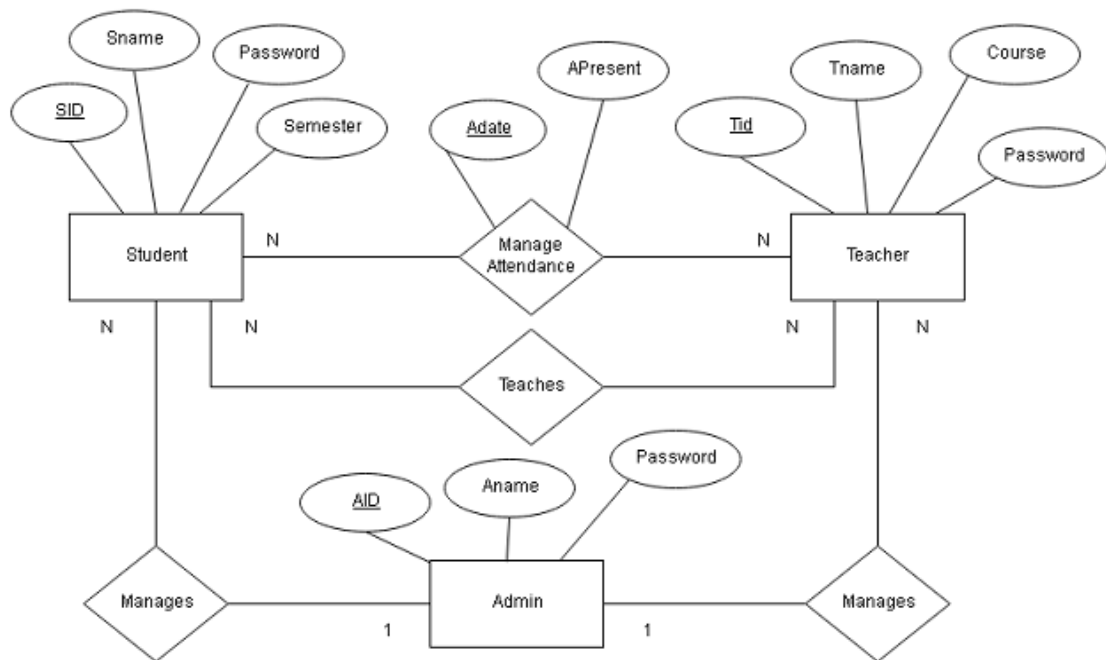


Figure 5.1 Database Design

5.2 Implementation of Front-end Design:

Improvement of the customer side of WA is called front-end advancement and front-end (FE) itself is then comprehended as each substance client can see and can connect within a program. It is typically a blend of Hypertext Markup Language (HTML), Cascading Style Sheet (CSS) and JavaScript (JS). Every one of these dialects is

deciphered and controlled by an internet browser bringing about a website page - interface client can cooperate with. Set of all accessible pages is called site [7].

5.2.1 Home Page:

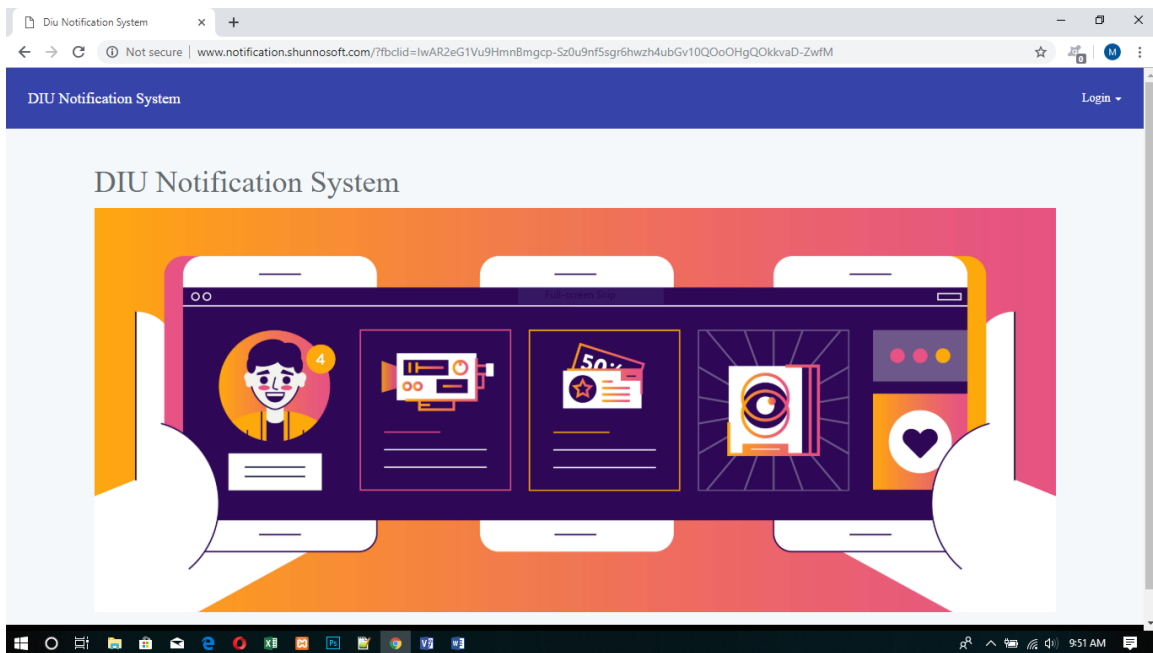


Figure 5.2 Home Page View for all User

5.2.2 Student

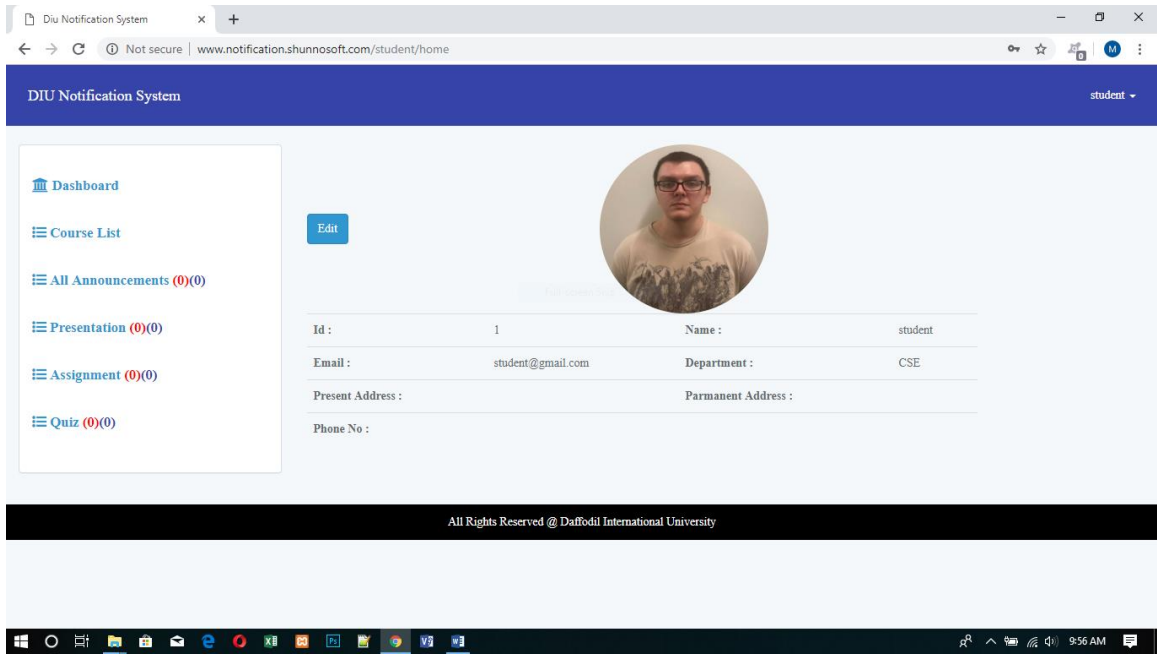


Figure 5.3 Student Page for User

5.2.3 Admin

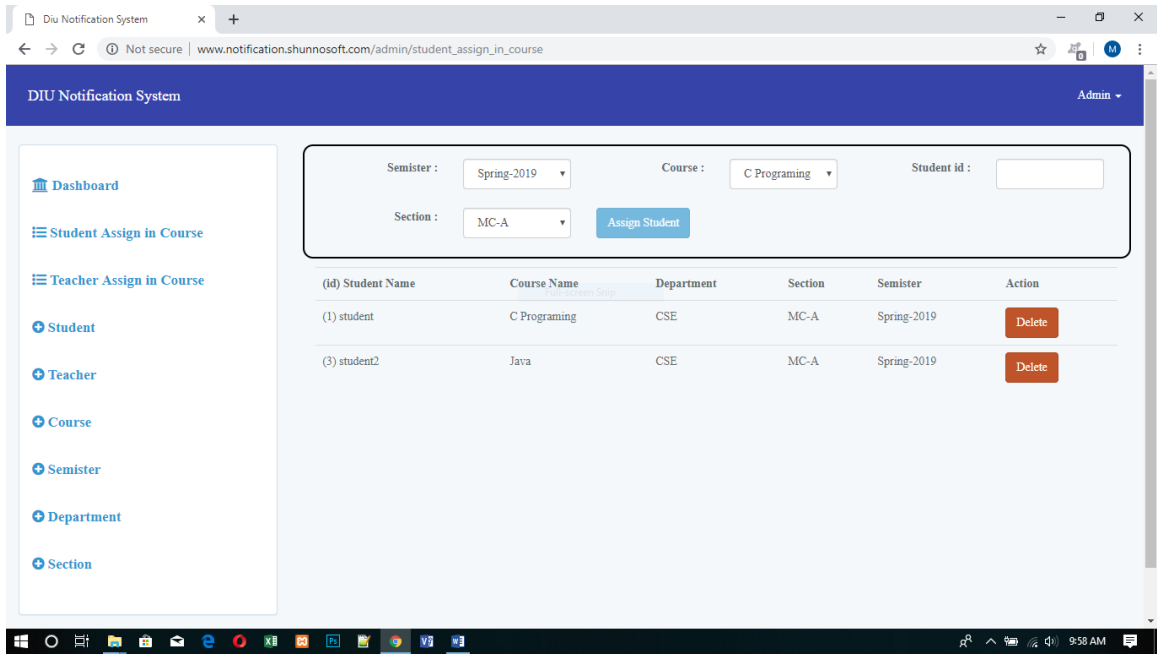


Figure 5.4 Admin manage the system

5.2.4 Teacher

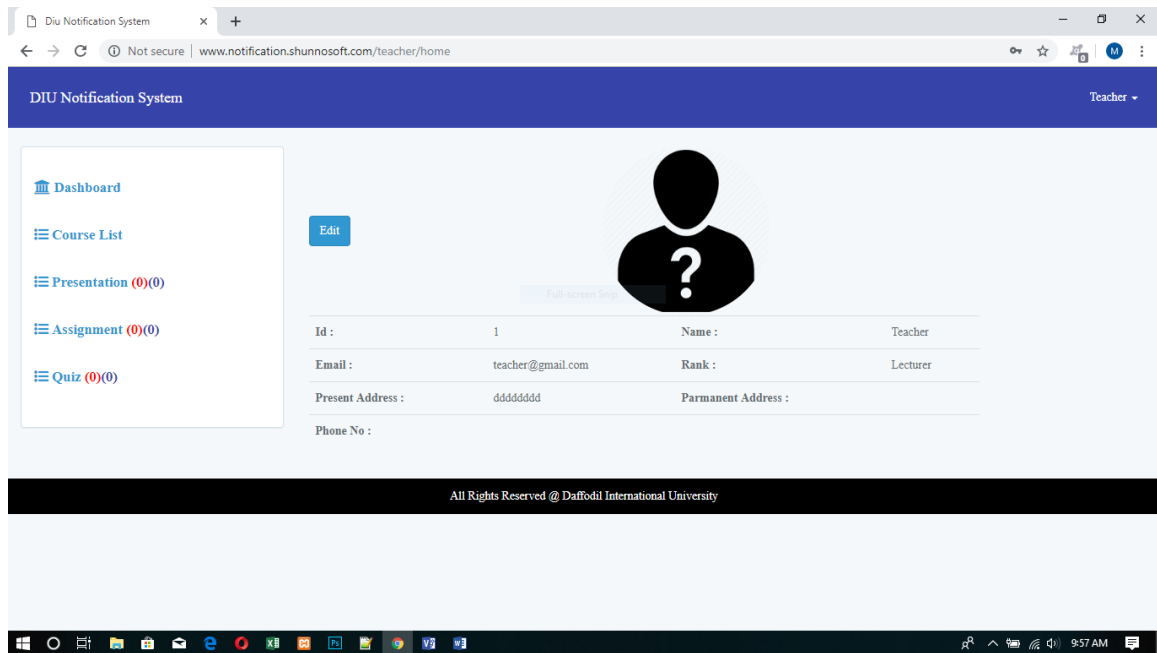


Figure 5.5 Teacher Information

5.3 Implementation of Interactions

Programming frameworks created as of late are ending up progressively intense, yet by and large they tend to desert the client to manage the multifaceted nature of the framework alone. Implementing the software design into the code and form design is the most significant part of the software [8]. This is the development phase of the application. In this phase codes are written and necessary requirements are assembled to build the software. There is a gigantic requirement for frameworks with individual, setting delicate help. The paper talks about the improvement of such an emotionally supportive network with exceptional spotlight on the UI. The augmentation of a current and complex program.

5.4 Implementation of Testing

5.4.1 Main System testing

Being the - landing page of the deployment entryway was tried for appropriate network to the database. Inappropriate advised linkage to the database was instantly corrected and confirmation was made to see that information were made enough recovered and exhibited without mistakes.

5.4.2 Database testing

Database testing was annoyed tested for network and capability. The test began with the plan organize, where activities were guaranteed that the right information representation was made.

5.5 Test Results and Reports

The performance of the system tested was very near the expected result .Throughout this structure, the advancement was done in modules. Every module was executed independently and tried. Extremely arrange involves troubleshooting, which was done and all blunder settled. The whole framework was coordinated by joining every module to work with the principle framework" At the finish of the combination, the whole framework was tried and confirmed Ok[6].

Chapter 6

Conclusion and Future Scope

6.1 Discussion and Conclusion

Online interfaces are basic parts of the web that give a worldly connect to fundamental data assets. This venture work has possessed the capacity to actualize one for occupation enlistment works out. Finally, it very well may be reasoned that the Job Portal System was a genuine learning knowledge. As the semester schedule of DIU is very tight, this application can help both the students and faculties to achieve a smooth conduction of every academic activities

6.2 Scope for Further Developments

This work had focused on improving the online student portals and tried to reduce some problems that existed in them by developing a knowledge system that also acts as a student portal. Thus, this portal can be more beneficial with further enhancements the services and features. A few areas of the future works are outlined below:

- In future we want to make an android version to reaches more people.
- A job seeker has the option to set the privacy level to control how much information is visible to employers through resume searches. The user has got to attack Privacy Level whereas posting or making CV and so check from an inventory of private/public/confidential resumes choice.
- We also create interview in our system .Future Expert recommendation for job-seekers in the way to prepare, manage - and succeed - in your next digital camera, Skype, Google haunt, or Face time interview.
- Need to improve technical support and skill content which help the job seeker
To increase his skill and job holderrequirement.
- Job notification alert direct phone
- To Make it global

REFERENCES

- [1] A. Samuel, "DESIGN AND IMPLEMENTATION OF WEB BASED RECRUITMENT PORTAL (A case study of Nigeria Civil Service Commission Enugu) BY NWAMAGHINNA BLESSING," 2016 10 12. [Online]. Available: http://www.academia.edu/14695018/DESIGN_AND_IMPLEMENTATION_OF_WEB_BASED_RECRUITMENT_PORTAL_A_case_study_of_Nigeria_Civil_Service_Commission_Enugu_BY_NWAMAGHINNA_BLESSING. [Accessed 20 august 2018].
- [2] S. Kher, "Designing a Database for an Online Job Portal," 15 November 2016. [Online]. Available: <http://www.vertabelo.com/blog/technical-articles/designing-a-database-for-an-online-job-portal>. [Accessed 12 june 2018].
- [3] A. I. Muqsit, "BDjobs," 1 july 2000. [Online]. Available: <http://www.bdjobs.com/>. [Accessed 1 june 2018].
- [4] indeed, "indeed.com," 17 6 2016. [Online]. Available: <https://www.indeed.com/about?from=careeradvice-US>. [Accessed 7 september 2018].
- [5] W. &. WHATWG, "Hypertext Markup Language (HTML)," 14 december 2017. [Online]. Available: <https://en.wikipedia.org/wiki/HTML>. [Accessed 4 september 2018].
- [6] M. A. S. J. Saluja, "JOB PORTAL SYSTEM," 6 February 2013. [Online]. Available: <https://www.slideshare.net/masterpiyush/documentation-18684935>. [Accessed 28 august 2018].
- [7] U. o. A. A. Rawalpindi, "Online job portal web based application, Projects for Computer Science. University of Arid Agriculture Rawalpindi," 4 june 2017. [Online]. Available: <https://www.docsity.com/en/online-job-portal-web-based-application/1982645/>. [Accessed 29 july 2018].
- [8] N. Researchers, "DESIGN AND IMPLEMENTATION OF AN ONLINE JOB PORTAL," 6 january 2011. [Online]. Available:

<https://nairaproject.com/projects/4131.html>. [Accessed 17 july 2018].

- [9] bdjobstoday, "IT Officer," bdjobstoday, 7 6 2015. [Online]. Available: http://www.bdjobstoday.com/jobs_today.php. [Accessed 1 septembet 2018].
- [10] C. C. Adam D'Angelo, "Which job is best in information technology?," Quora, 21 june 2010. [Online]. Available: <https://www.quora.com/Which-job-is-best-in-information-technology>. [Accessed 16 august 2018].
- [11] S. Paulo, "scielo," EDUCAÇÃO, 3 2 2015. [Online]. Available: http://www.scielo.br/scielo.php?script=sci_arttext&pid=S0100-40422015001001351. [Accessed 7 8 2018].