

**NEXT STOP: A NEW WEB PORTAL FOR FINDING UNIVERSITY
OF HOME AND ABROAD**

BY

**Md. Mahmudul Hasan
ID: 153-15-587**

**Salman Rahman
ID: 153-15-608**

AND

**Md. Maksudur Rahman
ID: 153-15-603**

This Report Presented in Partial Fulfillment of the Requirements for
the Degree of Bachelor of Science in Computer Science and
Engineering

Supervised By

Md. Mahfujur Rahman
Lecturer
Department of CSE
Daffodil International University

Co-Supervised By

Md. Tanvir Rahman
Lecturer
Department of CSE
Daffodil International University



**DAFFODIL INTERNATIONAL UNIVERSITY
DHAKA, BANGLADESH
August 2019**

APPROVAL

This Project titled “Next Stop : A new web portal for finding University of Home & Abroad”, submitted by Md Mahmudul Hasan ID No:153-15-587, Salman Rahman ID No:153-15-608 and Md Maksudur Rahman ID No:153-15-603 to the Department of Computer Science and Engineering, Daffodil International University, has been accepted as satisfactory for the partial fulfillment of the requirements for the degree of B.Sc. in Computer Science and Engineering and approved as to its style and contents. The presentation has been held on August 6, 2019.

BOARD OF EXAMINERS

Dr. Syed Akhter Hossain
Professor and Head

Department of Computer Science and Engineering
Faculty of Science & Information Technology
Daffodil International University

Chairman

Dr. S M Aminul Haque
Assistant Professor & Associate Head

Department of Computer Science and Engineering
Faculty of Science & Information Technology
Daffodil International University

Internal Examiner

Saif Mahmud Parvez
Lecturer

Department of Computer Science and Engineering
Faculty of Science & Information Technology
Daffodil International University

Internal Examiner

Dr. Mohammad Shorif Uddin
Professor

Department of Computer Science and Engineering
Jahangirnagar University

External Examiner

DECLARATION

We hereby declare that, this project has been done by us under the supervision of **Md. Mahfujur Rahman, Lecturer, Department of CSE** Daffodil International University. We also declare that neither this project nor any part of this project has been submitted elsewhere for award of any degree or diploma.

Supervised by

Md. Mahfujur Rahman
Lecturer
Department of CSE
Daffodil International University

Co-Supervised by:

Md. Tanvir Rahman
Lecturer
Department of CSE
Daffodil International University

Submitted by:

Md. Mahmudul Hasan
ID: 153-15-587
Department of CSE
Daffodil International University

Salman Rahman
ID: 153-15-608
Department of CSE
Daffodil International University

Md. Maksudur Rahman
ID: 153-15-603
Department of CSE
Daffodil International University

ACKNOWLEDGEMENT

First we express our heartiest thanks and gratefulness to almighty God for Her divine blessing makes us possible to complete the final year project successfully.

We really grateful and wish our profound our indebtedness to Md. Mahfujur Rahman Lecturer, Department of CSE Daffodil International University, Dhaka. Deep Knowledge & keen interest of our supervisor in the field of “Higher Study Portal” to carry out this project. His endless patience, scholarly guidance, continual encouragement, constant and energetic supervision, constructive criticism, valuable advice, reading many inferior draft and correcting them at all stage have made it possible to complete this project.

We would like to express our heartiest gratitude to Dr. S.M. Aminul Haque, Assistant Professor, Department of CSE, for his kind help to finish our project and also to other faculty member and the staff of CSE department of Daffodil International University.

We would like to thank our entire course mate in Daffodil International University who took part in this discuss while completing the course work.

Finally, we must acknowledge with due respect the constant support and patients of our parents.

August 6, 2019.

ABSTRACT

In the current situation of the whole world, there is a very tough competition in each field. The education sector is also one of them. The students who want to go abroad for conquering higher education degree like BSc, BBA, HONs, MSc, MBA, PHD etc. are in great disappointment for from where they get information? Next Stop will help each student to get all details information (requirement, available fund, residential info, application link etc.) with QS university ranking by country wise. Student can register in this website. On the other hand there is also a section for agency. If students want to go abroad through an agency, it will help a student to choose the best agency for him. This application require each agency's total information for completing its registration. Agency can post a gig with all requirements (total costing, requirements, tentative flight full description) for going abroad. User can rate agency so that user can find the best agency with highest ratings.

Table of Contents

PROPOSAL	i
DECLARATION	ii
ACKNOWLEDGEMENT	Error! Bookmark not defined.
ABSTRACT	iv
CHAPTER 1	1-2
1.1 Introduction.....	1
1.2 Motivation.....	1
1.3 Objectives.....	1
1.4 Expected Outcome	2
Chapter 2	3-4
2.1 Introduction.....	3
2.2 Related work	3
2.3 Comparative studies:.....	3
2.4 Scope of the Problem:	4
2.5 Challenges:.....	4
CHAPTER 3	5-9
3.1 Business Process Model:.....	5
3.2 Requirement Collection and Analysis:	6
3.2.1 Agency Requirement:	6
3.2.2 Student Requirement:.....	7
3.2.3 Admin:	7
3.2.4 Technical and Legal Requirement:	8
3.2.5 Requirement Components:.....	9
3.3 Use Case Modeling and Description:.....	10-24

3.3.1 Use Case Model:	11
3.3.2 Use Case Description:.....	12
3.4 Logical Data Model:	24
3.5 Design Requirements:.....	25
3.5.1 Agency Requirements:.....	25
3.5.2 Student requirements:	25
3.5.3 Admin Requirements:	25
CHAPTER 4.....	26-29
4.1 Front-end Design.....	26
4.1.1 Hypertext Markup Language	26
4.1.2 Cascading Style Sheet.....	26
4.1.3 JavaScript.....	27
4.2 Back-end Design.....	27
4.2.1 Hypertext Transfer Protocol	27
4.2.2 Types of HTTP Request:	28
4.3 Interaction Design and UX	28
4.4 Implementation Requirements	29
CHAPTER 5.....	30-41
5.1 Implementation of Database:	30
5.2 Implementation of Front-end Design:.....	31
5.2.1 Home Page:.....	31
5.2.2 Choice of Degree (Home Page)	32
5.2.3 Country list.....	32
5.2.4 University List	33
5.2.5 Department List	33
5.2.6 Course details page	34
5.2.7 Student Profile.....	35
5.2.8 View Application History for student.....	35
5.2.9 Agency Profile	36

5.2.10 View applicant	36
5.2.11 Agency Posts.....	37
5.2.12 Offer Details.....	38
5.2.13 Application Form	39
5.2.14 Admin Dashboard	40
5.2.15 Footer	40
5.3 Implementation of Interactions	41
5.4 Implementation of Testing	41
5.4.1 Main System testing.....	41
5.4.2 Database testing	41
5.5 Test Results and Reports.....	41
CHAPTER 6	42-43
6.1 Discussion and Conclusion	42
6.2 Scope for Further Developments	43

List of Table

Table

Table 3.1 Hardware Requirement	9-23
Table 3.2 Software Requirement	10
Table 3.3 Use case for Log in	12
Table 3.4 Use case for Create Profile	13
Table 3.5 Use case Download CV	13
Table 3.6 Use case for Rate Agency	14
Table 3.7 Use case for Comment Agency.....	14
Table 3.8 Use case for Apply to offer.....	15
Table 3.9 Use case for Message.....	15
Table 3.10 Use case for View history	16
Table 3.11 Use case for View profile	16
Table 3.12 Use case for Update profile.....	17
Table 3.13 Use case for Share posr.....	17
Table 3.14Use case for Reply message.....	18
Table 3.15 Use case for Reply comment	18
Table 3.16 Use case for Post offer	19
Table 3.17 Use case for Edit Offer	19
Table 3.18 Use case for View application	20
Table 3.19 Use case for Accept Application.....	20
Table 3.20 Use case for Reject application.....	21
Table 3.21 Use case for Add new Category.....	21
Table 3.22 Use case for Add new Information	22
Table 3.23 Use case for Accept agency	22
Table 3.24 Use case for reject agency.....	23

List of Figure

FIGURES

Figure 3.1: Business Process Modeling for Next Stop system.....	5-40
Figure 3.2 Next Stop's Use Case Model	11
Figure 3.3 Logical Data Model for Next Stop System	24
Figure 5.1 E-R Diagram for Next Stop System	30
Figure 5.2 Home Page View for all User.....	31
Figure 5.3 Degree category page for students.....	32
Figure 5.4 Country list	32
Figure 5.5 University lists.....	33
Figure 5.6 Department lists.....	33
Figure 5.7 Course details	34
Figure 5.8 Student profile	35
Figure 5.9 Application history	35
Figure 5.10 Agency dashboard	36
Figure 5.11 Agency dashboard	36
Figure 5.12 Offer lists	37
Figure 5.13 offer details	38
Figure 5.14 application from.....	39
Figure 5.15 admin dashboard.....	40
Figure 5.16 footer.....	40
REFERENCES.....	44

CHAPTER 1

Introduction

1.1 Introduction

This project is developed for searching desired course and information for students who want to go abroad for higher study. Student can check list of country wise university. Student will get the university link, requirement, application end date etc. Student also will get university professor list and available funds and scholarship. Even if he want to go through agency he can also select the best agency with student's review and ratings out of five.

1.2 Motivation

In Bangladesh, mostly after passing higher secondary certificate many student want to go abroad for achieving graduation degree. The number of post-graduation and PHD degree are also remarkable. But the student could not able to get the exact information "how to go abroad?". They contact with a agency physically for getting information about university, money, living, job opportunity, admission requirements and so on. It is a very time consuming process and they can be betrayed by false agency. This web application will help to find the best information and choose the best agency.

1.3 Objectives

- Provide the updated information of each universities of home and abroad.
- Reduce time and cost.
- Reduce tension.
- User friendly GUI and step by step information.
- Can see the recent viewed university and applied agency list.
- Provide QS rank based university list.
- Finding scholarship information.
- View application history by student.

- Commenting to agency' post.
- Rate agency.
- Competitive agency's GIGS with best offer
- Provide a blog, where student can know about the country environment and job opportunity from living students.

1.4 Expected Outcome

We make this dynamic system with amazing design to find information of student's desired university information and can view post of agency from Bangladesh. Student can also see recent university they viewed and applied agency list . Agency can post their offer in our platform so that the student can choose best offer from best agent by user rating and feed back.

Chapter 2

Background

2.1 Introduction

Technology brings the easiest method for getting information for higher study. But the newly passed of O-level/SSC, A-level/HSC fall in deep trouble for getting information for going study in abroad. Because they do not know the proper way for getting information. Student or their guardian go to a random agency for collecting information. By this way they can be betrayed by false agency. Next Stop will solve this problem. Next Stop is a web application in-built Laravel. It provides ability for searching information of universities , searching for scholarship, search for professor, ability to choose the best agency with the best offer for a student. The purpose of the application is to provide information of higher study of dream country.

2.2 Related work

In the field of web application lot of work already have been done. There are some specialized systems for searching data of university but there is no system like it. This application giving you agency, blog and information. These portal will give simplest way to choose each student to grab their dream university with best scholarship.

2.3 Comparative studies:

Purpose: The intension of this report to differentiate from two online site from Bangladesh. One is eduicon.com another is globalstudyconsultancy.com.bd on the basis of their information availability and features for going to study abroad.

Design/Methodology/Approach: The project displays huge information by deep-finding data from universities of the first and second world countries. It will help students to find their university details for going abroad very easily. They also can easily find the best agency and apply to their best offer.

Originality/Value: The project will be valued those who are interested for going to study abroad. Agency as a business. It will be suitable for academic and business purpose.

2.4 Scope of the Problem:

- Monitoring student profile.
- Tracking the false agency.
- Collecting all universities data.
- Collecting all professor lists.

Agency have to compelled to advertise or offer and all requirements details.
User can rate all agency with their live experience.

2.5 Challenges:

- Many student do not stay in urban area of Bangladesh. They have limitation in use of internet.
- University update their plan, course-curriculum and information in almost every year. It is a challenge for us continuous update of information.
- Tracking the false agency is a great challenge for us.
- Connecting student globally.

CHAPTER 3

Requirement Specification

3.1 Business Process Model:

A web project's business process model is to describe the graphical representation of a project's business process or workflows. As a means of consolidating dynamic improvements. This is basically made with different graphics methods, such as the flow chart, data flow diagram etc

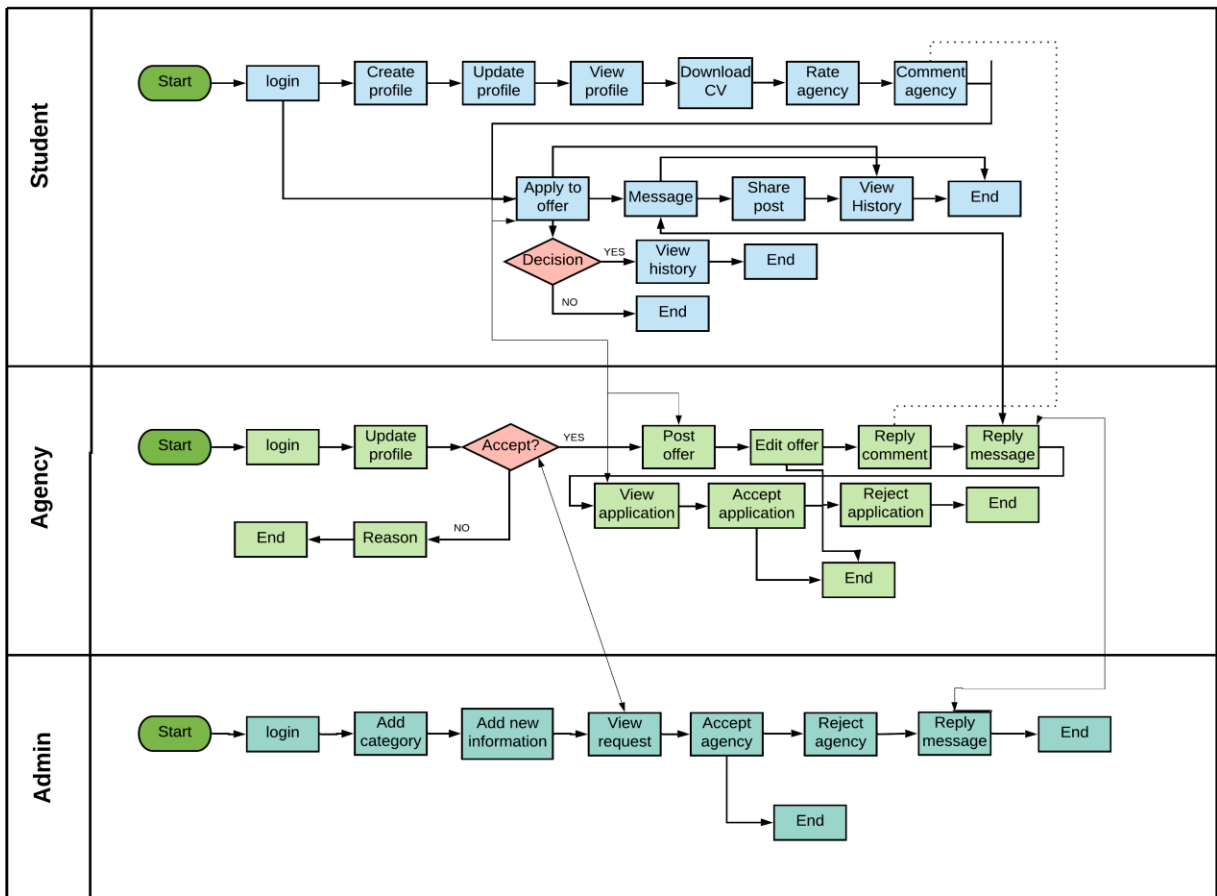


Figure 3.1: Business Process Modeling for Next Stop system

3.2 Requirement Collection and Analysis:

This is a Laravel based online web application. This application is created and developed according to the requirement. There are two requirement category for a system. One is hardware and another is software. We make sure that this application is compatible with the computer hardware. And it is a Bootstrap based very responsive site, user can see this site from any device.

3.2.1 Agency Requirement:

- Agency requires to register. Agency will click “Agency Login” button at the top right corner in the home page. If the agency already registered, agency can log in with user id and password. If agency is not registered, agency need to register by clicking “Sign Up” button and give all sign up information then agency can login.
- Only authorized agency can log in or access this application. When agency try to log in in the system. Agency has to give valid log in details with specific user name and password filled. If the log in data is not matched system will not allow him to log in and agency will be redirected to login page again.
- If the agency forgot the user name and password. Agency will click “Forgot password” and then return forgot password page. Agency give his email and then he has to click “Reset Password” button. A link will be send to his email account. By clicking the link and then by setting new password he can log in with new password in the system.
- After logging in the system agency has to update his profile which will be shown in his profile.
- Agency can post offer with full details of his offer.
- Can reply in comment.
- Can reply in user messages.
- Agency can also see the student who applied in his offer or gigs.
- Can see and write the blog post.

3.2.2 Student Requirement:

- Student requires to register. Student will click “Student Login” button at the top right corner in the home page. If the student already registered, student can log in with user id and password. If student is not registered, student need to register by clicking “Sign Up” button and give all sign up information then student can login.
- Only authorized student can log in or access this application. When student try to log in in the system. Student has to give valid log in details with specific user name and password filled. If the log in data is not matched system will not allow him to log in and agency will be redirected to login page again.
- If the student forgot the user name and password. Student will click “Forgot password” and then return forgot password page. Student give his email and then he has to click “Reset Password” button. A link will be send to his email account. By clicking the link and then by setting new password he can log in with new password in the system.
- Student can create profile with all academic details.
- Can view agency’s offer and agency details.
- Can rate and review agency.
- Can comment in agency’s offers/posts.
- Can see and write the blog post.
- Can share agency’s post and university’s information via social media.
- Student can view his latest visited university and agency’s offer he applied.
- Can subscribe to newsletter so that he can be notified to latest post of agency.
- Student can message to the agency and admin.
- Student can view his last applied history.

3.2.3 Admin:

- Admin can login in dashboard.

- Admin can add new category like country, university, department and course details.
- Admin can approve agency's sign up request.
- Admin can reply to the student and agency.
- Can edit and delete blog post.
- Admin can Add/Edit/Delete/Approve/Disapprove of any agency.
- Admin can change GUI, System Function, Design of the web application.
- Can reset password and delete an student/agency account.
- Admin can Update, Delete, Country, Category of an university in the list.
- Admin can manage student profile.
- Admin can added new admin with limited role.

3.2.4 Technical and Legal Requirement:

The system would be design to identify that the user to work efficiently with relevant regulation and to check that user are safe guard from Malware, virus and hacker attack The requirement are listed below:

- Facilities of data protection
- Facilities of security data transmission
- Facilities of protection from hacker and cracker.
- Protection Agency and Student Data.

3.2.5 Requirement Components:

To carry out project we need hardware and software and those are given below:

3.2.5.1 Hardware Requirement:

To run this project minimum one pc or a smart phone with INTERNET connection need.

Processor	Intel Pentium/AMD processor(500 MHZ)
Motherboard	Any
Ram	512 or more
Lan	Any
AGP Card	Any
Sound Card	Any
Hard Disk	60GB
Floppy Disk(not mandatory)	1.44 MB
Casing	ATX
Monitor	Any Color Monitor
Keyboard	Any
Mouse	Any
CD ROM	52X

Table 3.1 Hardware Requirement.

3.2.5.2 Software Requirement:

Different Type of software need to developing and maintaining projected website.
Details Given below:

Software	Usage
Any version of windows operating system	To start up computer and coordinate all hardware components, application and customized software.
Browser	Any kind of web browser which support JavaScript.

Table 3.2 Software Requirement

3.3 Use Case Modeling and Description:

Use case diagram is a behavioral UML diagram type and frequently used to analyze various systems. They enable you to visualize the different types of roles in a system and how those roles interact with the system

3.3.1 Use Case Model:



Figure 3.2 Next Stop's Use Case Model

3.3.2 Use Case Description:

Table 3.3 Use case for Log in

Use Case Id:	1
Use Case Name:	Log In
Created By:	Md Mahmudul Hasan
Date Of Creation:	20-2-2019
Description:	This use case will allow user to log in the system. Job seeker and jobholder can easily enter the system and see whatever want to see.
Primary Actor:	Agency, Student, Admin
Secondary Actor:	None
Precondition:	None
Post condition:	The system will display the Log In page

Table 3.4 Use case for Create Profile

Use Case Id:	2
Use Case Name:	Create Profile
Created By:	Md Mahmudul Hasan
Date Of Creation:	20-2-2019
Description:	This use case will allow user to Create account to the system. Student can easily create his profile.
Primary Actor:	Student
Secondary Actor:	None
Precondition:	None
Post condition:	The system will display the profile of the student.

Table 3.5 Use case Download CV

Use Case Id:	3
Use Case Name:	Download CV
Created By:	Md Mahmudul Hasan
Date Of Creation:	20-2-2019
Description:	This use case allow student to download their CV in PDF format
Primary Actor:	Student
Secondary Actor:	None
Precondition:	Student have to login then update his account with information.
Post condition:	None

Table 3.6 Use case for Rate Agency

Use Case Id:	4
Use Case Name:	Rate Agency
Created By:	Md Mahmudul Hasan
Date Of Creation:	20-2-2019
Description:	This use case will allow user to rate and review agency.
Primary Actor:	Student
Secondary Actor:	None
Precondition:	Students must have log in first to rate the agency.
Post condition:	The System will show the ratings of agency.

Table 3.7 Use case for Comment Agency

Use Case Id:	5
Use Case Name:	Comment Agency
Created By:	Mahmud Mahadi
Date Of Creation:	20-2-2019
Description:	This use case will allow student to comment agency's offer.
Primary Actor:	Student
Secondary Actor:	System
Precondition:	Students must have log in first to comment.
Post condition:	The system will store the store the comments

Table 3.8 Use case for Apply to offer

Use Case Id:	6
Use Case Name:	Apply to offer
Created By:	Md. Mahmudul Hasan
Date Of Creation:	20-2-2019
Description:	This use case will allow student to apply agency's offer.
Primary Actor:	Student
Secondary Actor:	System
Precondition:	Students must have log in first to comment.
Post condition:	None

Table 3.9 Use case for Message

Use Case Id:	7
Use Case Name:	Message
Created By:	Md Mahmudul Hasan
Date Of Creation:	20-2-2019
Description:	This use case will allow student to message agency and admin.
Primary Actor:	Student, Agency
Secondary Actor:	Admin, Agency
Precondition:	Students must have log in first to Message.
Post condition:	None

Table 3.10 Use case for View history

Use Case Id:	8
Use Case Name:	View History
Created By:	Md. Mahmudul Hasan
Date Of Creation:	20-2-2019
Description:	This case will allow student to see the university he visits and offer he applied to the agency.
Primary Actor:	Student
Secondary Actor:	Agency
Precondition:	Log in
Post condition:	The System will display visiting and applied universities.

Table 3.11 Use case for View profile

Use Case Id:	9
Use Case Name:	View Profile
Created By:	Md. Mahmudul Hasan
Date Of Creation:	20-2-2019
Description:	This case will allow student to view his profile.
Primary Actor:	Student
Secondary Actor:	None
Precondition:	Log in
Post condition:	The system will allow student. to see his profile

Table 3.12 Use case for Update profile

Use Case Id:	10
Use Case Name:	Update Profile
Created By:	Md. Mahmudul Hasan
Date Of Creation:	20-2-2019
Description:	This use case will allow student and agency to update their own profile.
Primary Actor:	Student, Agency
Secondary Actor:	Agency
Precondition:	Log in
Post condition:	The system will store the informations.

Table 3.13 Use case for Share posr

Use Case Id:	11
Use Case Name:	Share Post
Created By:	Md Mahmudul Hasan
Date Of Creation:	20-2-2019
Description:	This use case will allow Student and Agency to share the post via social media, mail etc.
Primary Actor:	Student, Agency
Secondary Actor:	None
Precondition:	Student and Agency must Log in first.
Post condition:	None

Table 3.14 Use case for Reply message

Use Case Id:	12
Use Case Name:	Reply Message
Created By:	Mahmudul Hasan
Date Of Creation:	20-2-2019
Description:	This use case will allow admin and agency to reply message of student and agency.
Primary Actor:	Student, Agency
Secondary Actor:	Admin
Precondition:	Student must have log in
Post condition:	None

Table 3.15 Use case for Reply comment

Use Case Id:	13
Use Case Name:	Reply Comment
Created By:	Md. Mahmudul Hasan.
Date Of Creation:	20-2-2019
Description:	This use case will allow Agency to reply comment from agency.
Primary Actor:	Agency
Secondary Actor:	Student
Precondition:	Student must have comment first.
Post condition:	The system will store the comments.

Table 3.16 Use case for Post offer

Use Case Id:	14
Use Case Name:	Post offer
Created By:	Md Mahmudul Hasan
Date Of Creation:	20-2-2019
Description:	This use case will allow user to post agency's new offer.
Primary Actor:	Agency
Secondary Actor:	Admin
Precondition:	Agency must have accept his account first by admin.
Post condition:	None

Table 3.17 Use case for Edit Offer

Use Case Id:	15
Use Case Name:	Edit Offer
Created By:	Md Mahmudul Hasan
Date Of Creation:	20-2-2019
Description:	This use case will allow agency to edit his offer or new features to his current offer.
Primary Actor:	Agency
Secondary Actor:	None
Precondition:	Agency must post an offer first.
Post condition:	System will store edited data.

Table 3.18 Use case for View application

Use Case Id:	16
Use Case Name:	View Application
Created By:	Md Mahmudul Hasan
Date Of Creation:	20-2-2019
Description:	This use case will allow agency to view application who applied to his offer.
Primary Actor:	Agency
Secondary Actor:	Student
Precondition:	Student must apply to his offer first.
Post condition:	System will save this applicant data for his offer.

Table 3.19 Use case for Accept Application

Use Case Id:	17
Use Case Name:	Accept Application
Created By:	Md Mahmudul Hasan
Date Of Creation:	20-2-2019
Description:	This use case will allow agency to accept one's application from his offer.
Primary Actor:	Agency
Secondary Actor:	Student
Precondition:	Student must apply to his offer first.
Post condition:	System will save this applicant data for his offer.

Table 3.20 Use case for Reject application

Use Case Id:	18
Use Case Name:	Reject application
Created By:	Md Mahmudul Hasan
Date Of Creation:	20-2-2019
Description:	This use case will allow job holder to see candidate Information.
Primary Actor:	Agency
Secondary Actor:	Student
Precondition:	Student must apply to his offer first.
Post condition:	None

Table 3.21 Use case for Add new Category

Use Case Id:	19
Use Case Name:	Add new Category
Created By:	Md Mahmudul Hasan
Date Of Creation:	20-2-2019
Description:	This use case will allow admin to add new category of educational category.
Primary Actor:	Admin
Secondary Actor:	None
Precondition:	Admin must Login first
Post condition:	None

Table 3.22 Use case for Add new Information

Use Case Id:	20
Use Case Name:	Add new Information
Created By:	Md Mahmudul Hasan
Date Of Creation:	20-2-2019
Description:	This use case will allow admin to add new information about university (like country, universities data , degree etc.)
Primary Actor:	Admin
Secondary Actor:	None
Precondition:	Admin must Login first
Post condition:	None

Table 3.23 Use case for Accept agency

Use Case Id:	21
Use Case Name:	Accept Agency
Created By:	Md. Mahmudul Hasan
Date Of Creation:	20-2-2019
Description:	This use case will allow user to accept agency's account to this system.
Primary Actor:	Admin
Secondary Actor:	Agency
Precondition:	Agency must update their information for his account.
Post condition:	System will save his data to database.

Table 3.24 Use case for reject agency

Use Case Id:	22
Use Case Name:	Reject agency
Created By:	Md. Mahmudul Hasan
Date Of Creation:	20-2-2019
Description:	This use case will allow user to accept and reject agency's account to this system.
Primary Actor:	Admin
Secondary Actor:	Agency
Precondition:	Agency must update their information for his account.
Post condition:	None

3.4 Logical Data Model:

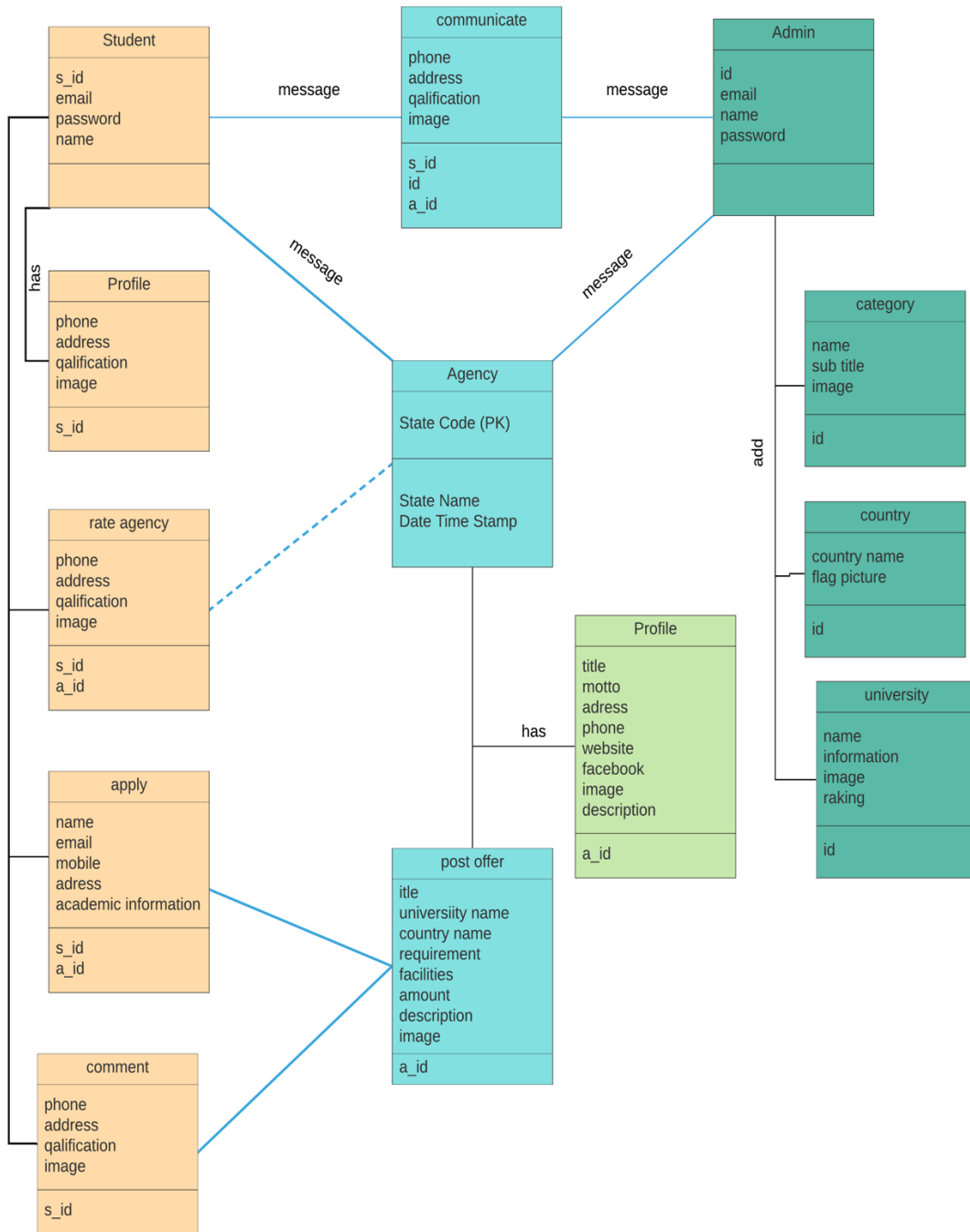


Figure 3.3 Logical Data Model for Next Stop System

3.5 Design Requirements:

3.5.1 Agency Requirements:

- Update profile, view profile, edit profile.
- Create offer, edit offer, delete offer.
- Reply comment and message.
- View applicant info.
- Download CV of applicant.
- Accept and reject application.
- Create share post.

3.5.2 Student requirements:

- Create account, view profile, edit profile.
- Upload and download CV.
- View offer from agency.
- Apply to offer, Comment to offer, message to admin and agency.
- View apply and visiting university.
- Rate and review agency.
- Share agency offer.

3.5.3 Admin Requirements:

In this system admin can add degree category, country, universities, department and all university details. Admin can update, delete, edit the information of universities, country, department etc. Admin can see student account and agency profile. Admin can also accept and reject agency's account.

CHAPTER 4

Design Specification

4.1 Front-end Design

For finishing front-end improvement, we've utilized three primary languages in my project.

- HTML
- CSS
- Bootstrap structures
- JavaScript programming
- libraries like JQuery

4.1.1 Hypertext Markup Language

HTML elements unit of measurement the building blocks of Web pages. With markup language constructs, pictures and alternative objects like interactive forms are also embedded into the rendered page. HTML provides a way to form structured documents by denoting structural linguistics for text like headings, paragraphs, lists, links, quotes and alternative things. HTML components square measure diagrammatical by tags, written exploitation angle brackets. Tags such as `` and `<input />` directly introduce content into the page. Other tags such as `<p>` surround and provide information about document text and may include other tags as sub-elements. Browsers do not display the HTML tags, but use them to interpret the content of the page.

4.1.2 Cascading Style Sheet

It is a decent practice to isolate page structure from its plan. To do as such, CSS is utilized as a styling dialect. It characterizes format, shading, estimate and different traits of page components. CSS report is a content record containing an arrangement of CSS rules, where rule comprises of selector and presentation square. Each standard influences page content indicated in selector guiding either toward: All components of one kind in a DOM, e.g. all `` labels .

- Elements of an equivalent class or id (both are label traits). In CSS, these standards begin with a spot (.) and hash (#) for classes and ids, separately, e.g. ".list" and "#examplebtn".

4.1.3 JavaScript

JS is interpreted programming language generally used at client side to control user input, control browser actions, load additional content to a browser and make changes to the DOM. In short, it gives functionality to a page . JS code can be added to HTML document in two ways

- Inline JavaScript, JS code is written as content of HTML document between opening and closing <Script> tag.
- External JavaScript, JS code is written in external file and reference to the file is defined in <script> tag attribute. Any content enclosed by the <script> tag is not executed.

When HTML <script> element is reached, during parsing of HTML document, the JS code defined by the tag is immediately executed in a browser using built-in JS interpreter.

4.2 Back-end Design

To find, save, or change data and serve it back to the user in front-end code, we've used

- Server-side languages- Laravel .
- Tools like MySQL Server .

4.2.1 Hypertext Transfer Protocol

HTTP is a protocol describing how browsers and servers communicate with each other over the Internet in order to exchange data. The process works as follows:

- Establishment of a connection between client and WA server.
- If the connection is successful request is sent by the client. It is a message requesting data from a WA server. The data can be of various types - web pages, images, client-side scripts, confirmation of user authentication and more .
- The server then sends response which contains requested data together with a status code. There are several types of status codes depending on success or failure of the requested operations.
- Last step closes the connection by either both parties. Both, request and response, are text based messages, each message has three parts :
 - I. an initial line, defines mainly source of information,
 - II. Header, zero or more lines specifying additional parameters of the request.
 - III. An optional message body contains data sent by client/server.

4.2.2 Types of HTTP Request:

When user accesses the WA for the first time, browser sends an unconditional HTTP requests to a server. Server sends back the requested data and the browser may cache the data for later use, if the response's header allows it.

4.3 Interaction Design and UX

it is the design of the interaction between users and products. In simply we can define it as how user is satisfied with our product design. We use light color for not to feel panic of long time use. Our all color combination is very attractive to user and hoping that user will not feel any problem with this design.

We focus all 5 dimension of interaction and user experience. The focused five dimension is:

1. Words

2. Visual Representation
3. Physical object and Spaces
4. Time
5. Behavior

4.4 Implementation Requirements

1. Laptop
2. Internet connection
3. Resource
4. University Information

CHAPTER 5

Implementation and Testing

5.1 Implementation of Database:

The database implementation or database expansion is a method of DB(database) software like mySQL, synapsis and customization, testing, implementing and integrating with application. Its different stages and processes are:

5.1.2 Entity Relationship Diagram:

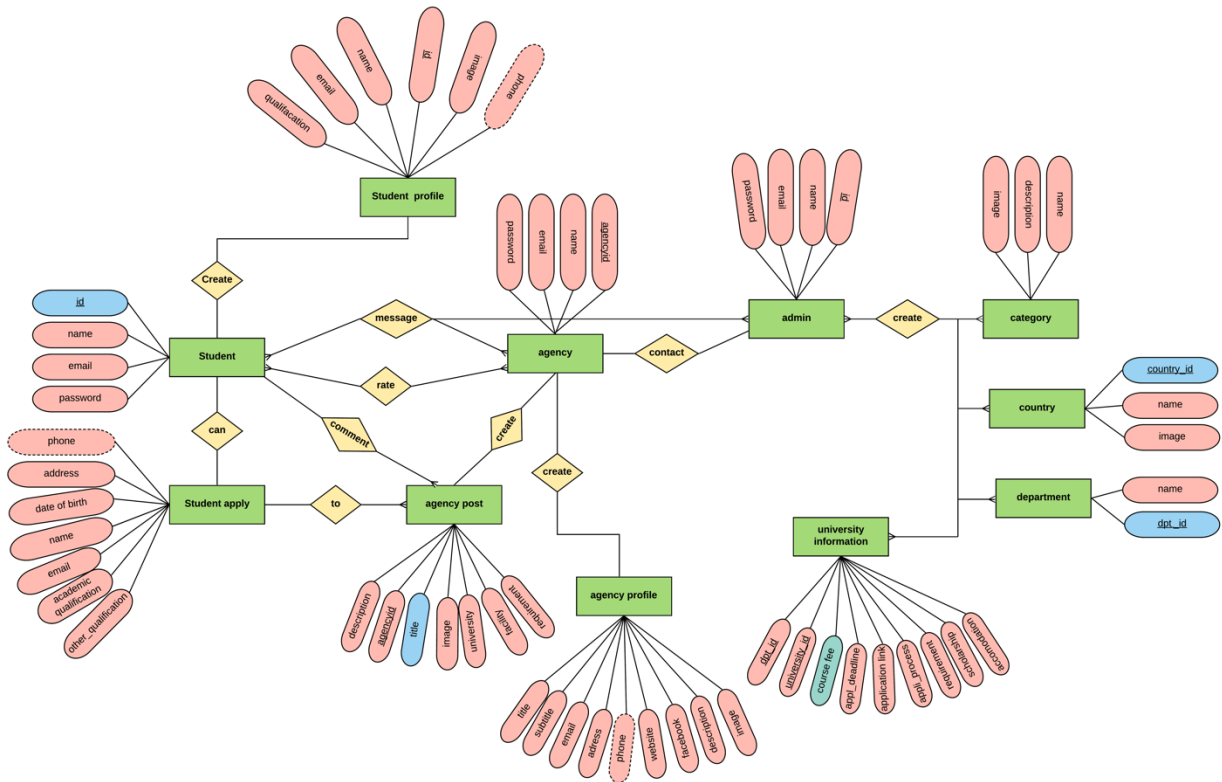


Figure 5.1 E-R Diagram for Next Stop System

5.2 Implementation of Front-end Design:

Improvement of the customer side of WA is called front-end advancement and front-end (FE) itself is then comprehended as each substance client can see and can connect within a program. It is typically a blend of Hypertext Markup Language (HTML), Cascading Style Sheet (CSS) and JavaScript (JS). Every one of these dialects is deciphered and controlled by an internet browser bringing about a website page - interface client can cooperate with. Set of all accessible pages is called site.

5.2.1 Home Page:

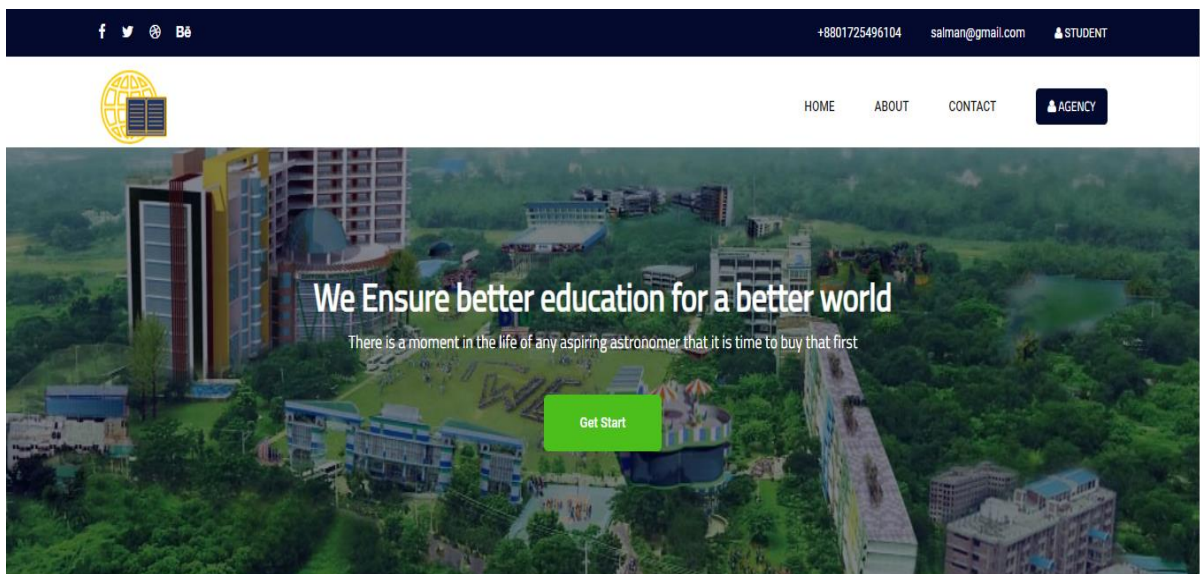


Figure 5.2 Home Page View for all User

Output: This is a home page , here all students and agencies can register and login.

5.2.2 Choice of Degree (Home Page)

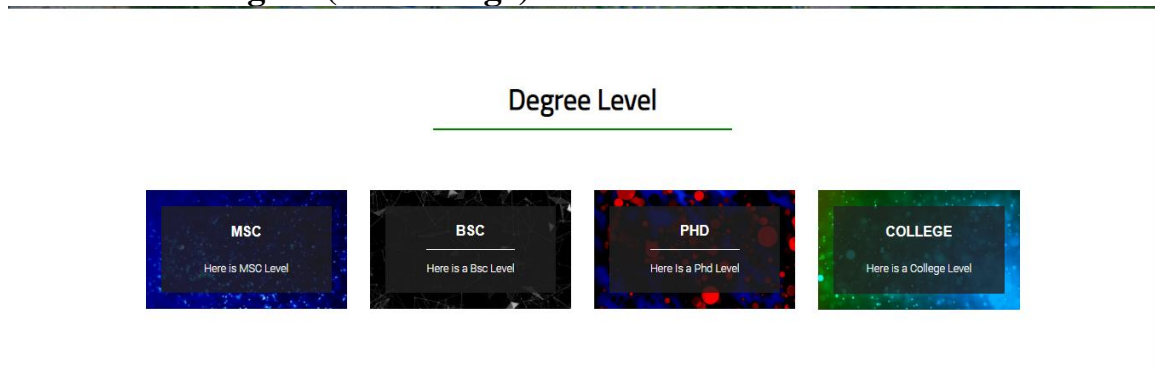


Figure 5.3 Degree category page for students.

Output: Here student can choice their degree level.

5.2.3 Country list



Figure 5.4 Country list

Output: Student can choice their desired dream country where they want to go.

5.2.4 University List

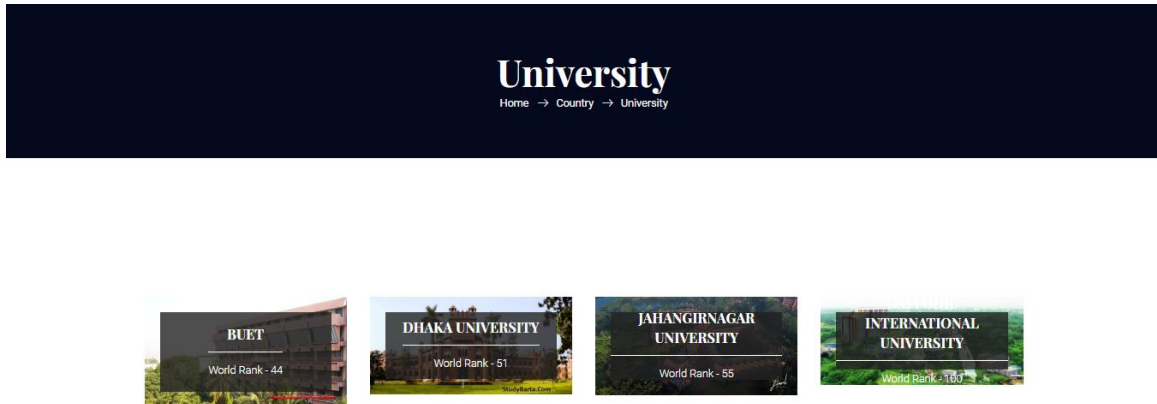


Figure 5.5 University lists

Output: Student can find their university list which is sorted by QS ranking.

5.2.5 Department List

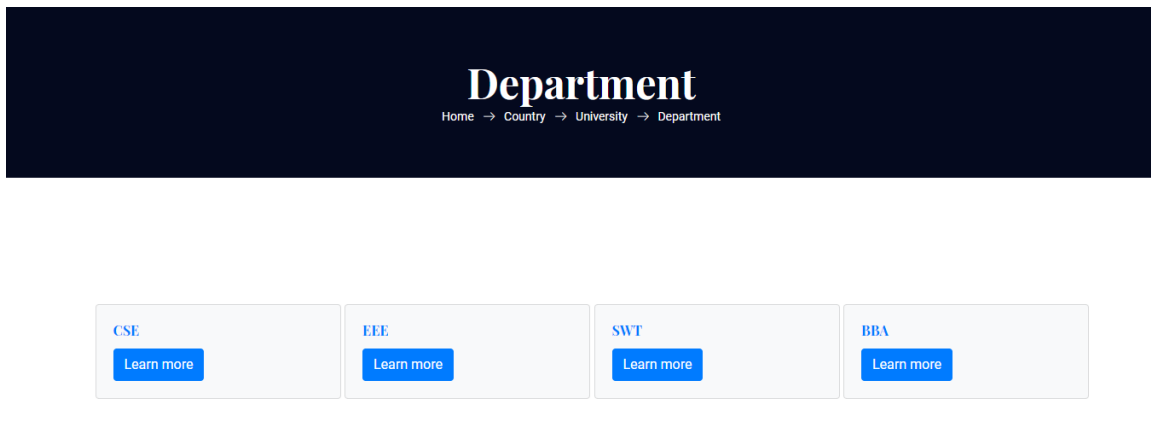



Figure 5.6 Department lists

Output: Student can chose their department.

5.2.6 Course details page

Course Details

Home → Country → University → Department → CourseDetails



University Name	Daffodil International University
Department Name	CSG
University Rank	100
Course Fee	792000
Total Seats	2000
Application Deadline	2019-08-10

[Apply Now](#)

[Application Process](#) [Requirement](#) [Professor](#) [Financial Projection](#) [Scholarship process](#) [Accommodation](#)

Daffodil International University has been designed in every aspect of American model. The undergraduate degree is for four years duration. Students take courses each semester and these courses have credits assigned to them and credits are counted towards the degree. Students are being graduated once they have the requisite number of credits & minimum grade point. Initially the university offers the bachelor's and master's degree. The master's programs are of two years duration. The university may also offer special courses tailored for people in the work force, e.g., diploma courses. Diploma holders with excellent grade point will have the option for higher studies in the proposed university. An academic year in the university is divided into three semesters - fall, summer and spring.

Campuses

The main campus of the university is at 102 Shukrabad, Dhaka. This is a state-of-the-art building with all modern facilities. This campus houses the Faculty of Science & Information Technology. Administrative office of the university is also located in this campus. Campus II is on the main road of Kaelebegon (B4/3 Laka Circus, Kaelebegon) and it is especially for IT education. Campus III is at House 7, Road 14, Dhanmondi R/A, Dhaka and campus IV at Prince Plaza, Sobhanbag. Campus IV is entirely utilized for the Faculty of Business & Economics and the Faculty of Humanities & Social Science. The main academic building will be transferred to Zashundhara, Zashundhara where DIU will construct its own academic building.

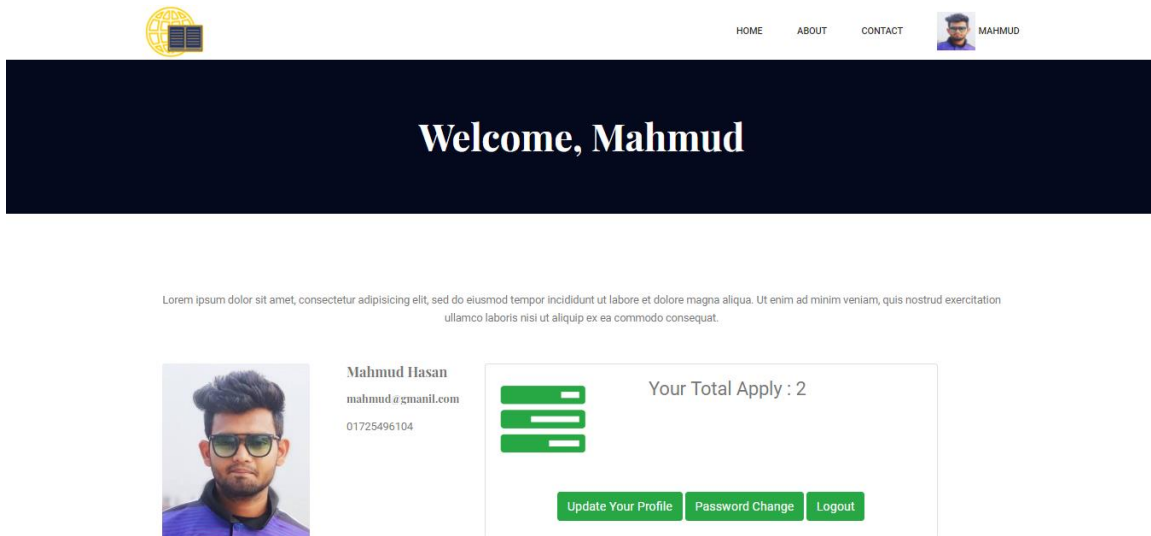
Campus Location

The location of the main campus of the university is on Mirpur Road and opposite to Dhanmondi and adjacent to the crossing of Pentapoth and Road 22 of Dhanmondi. This is a very central point of Dhaka City. The location is easily accessible from any part of the city. All sorts of transports like bus, auto rickshaw, rickshaw etc are available from and towards the location. The wonderful Dhanmondi Lake is within few yards; the eye-catching parliament building is very close, lot of shopping malls within the walking distance.

Figure 5.7 Course details

Output: Here Student can see all details of his choose university.

5.2.7 Student Profile



HOME ABOUT CONTACT MAHMUD

Welcome, Mahmud

Lorem ipsum dolor sit amet, consectetur adipiscing elit, sed do eiusmod tempor incididunt ut labore et dolore magna aliqua. Ut enim ad minim veniam, quis nostrud exercitation ullamco laboris nisi ut aliquip ex ea commodo consequat.

Mahmud Hasan
mahmud@gmanil.com
01725496104

Your Total Apply : 2

Update Your Profile Password Change Logout

Figure 5.8 Student profile

Output: Candidate can see his profile

5.2.8 View Application History for student



Application History				
Application Id	University Name	Country Name	Application Date	View Full History
1	Diu	Bangladesh	12-5-2019	
2	Dhaka university	Bangladesh	12-6-2019	

Figure 5.9 Application history

Output: Candidate can see his application history

5.2.9 Agency Profile

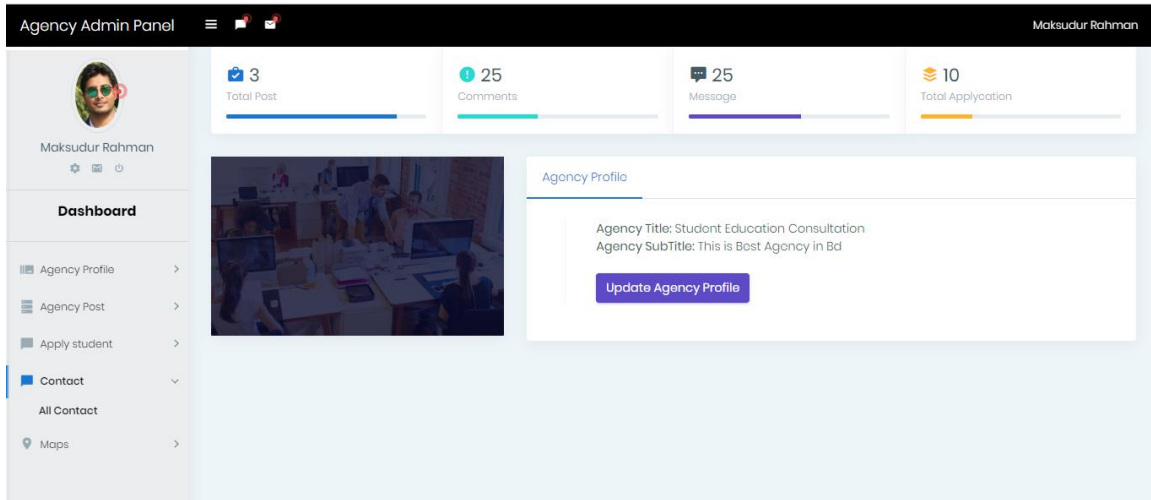


Figure 5.10 Agency dashboard

Output: Agency can see their profile here, edit profile , post offer from here.

5.2.10 View applicant

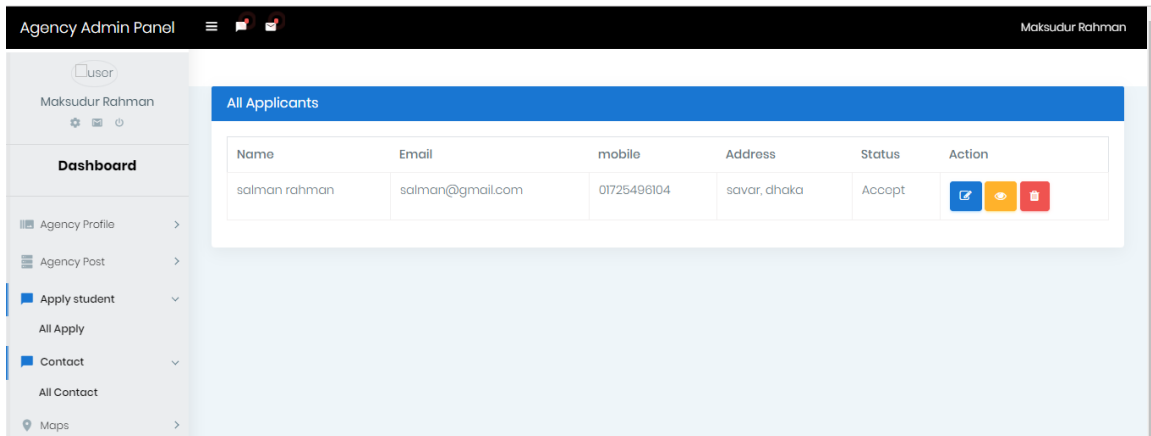


Figure 5.11 Agency dashboard

Output: Agency can see their profile here, edit profile , post offer from here.

4.2.11 Agency Posts

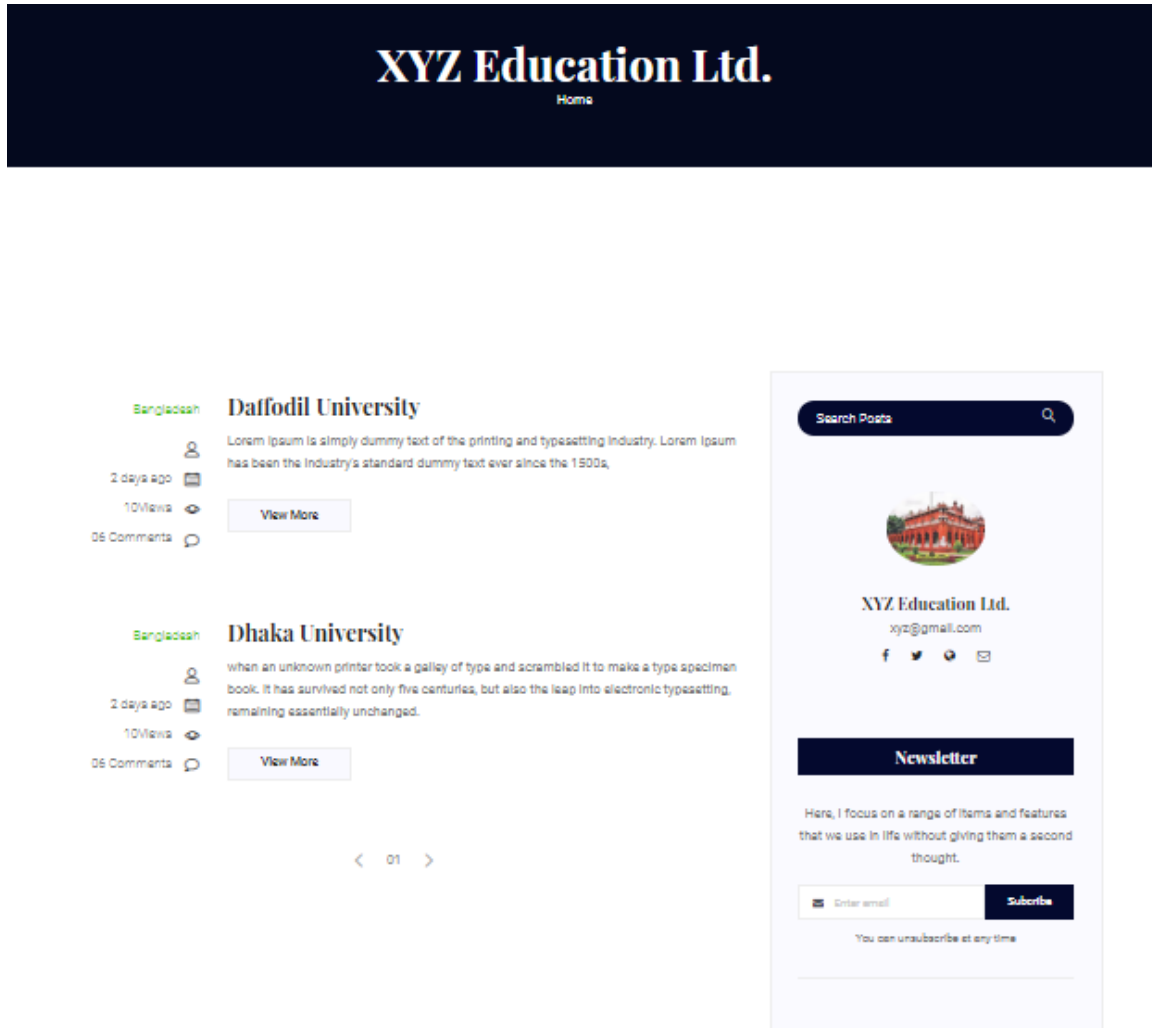



Figure 5.12 Offer lists





Output: Student can see agency's offer post from here.

5.2.12 Offer Details

HOME ABOUT CONTACT **AGENCY**




English **Daffodil University**




Mark Wilson  2 days ago  10 Views  06 Comments 

Requirment
Lorem Ipsum is simply dummy text of the printing and typesetting industry. Lorem Ipsum has been the industry's standard dummy text ever since the 1500s.

Facilities
Lorem Ipsum is simply dummy text of the printing and typesetting industry. Lorem Ipsum has been the industry's standard dummy text ever since the 1500s.

Description
Lorem Ipsum is simply dummy text of the printing and typesetting industry. Lorem Ipsum has been the industry's standard dummy text ever since the 1500s.


Search Posts 

XYZ Education Ltd.
xyz@gmail.com
  

If you interest apply this offer please click

Apply Now

05 Comments

Emily Blunt
December 4, 2017 at 3:12 pm 

Never say goodbye till the end comes!

Figure 5.13 offer details

Output: Student see agency's posts in full description.

5.2.13 Application Form

The image shows a 'Student Apply Form' modal window. The form has a teal header with the title 'Student Apply Form' and a close button. The fields are as follows:

- Full Name: Input field with placeholder 'Full name'
- Email: Input field with placeholder 'Email'
- Mobile: Input field with placeholder 'Phone number'
- Date of Birth: Input field with placeholder 'Date of Birth'
- Address: Input field with placeholder 'Address'
- SSC / O Level: A dropdown menu with 'SSC / O Level' selected
- School: Input field with placeholder 'SSC'
- Year: Input field (empty)

The background shows a blurred website interface with a search bar, a 'CONTACT' button, and an 'AGENCY' button. A post description is partially visible, mentioning 'ation Ltd.', 'ail.com', and 'this offer please click'. A 'Now' button is also visible.

Figure 5.14 application from

Output: Student view agency’s post description and then clicking apply he will be shown this application form . And then they apply from this page.

5.2.14 Admin Dashboard

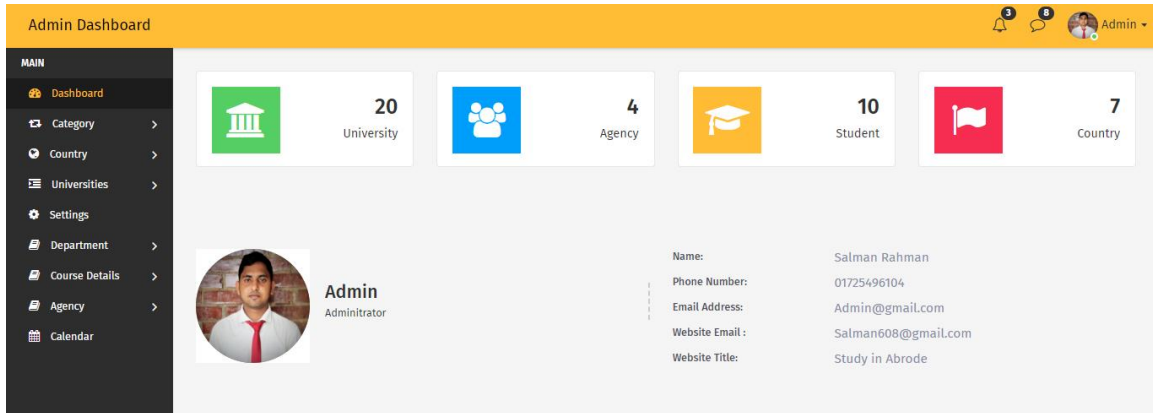


Figure 5.15 admin dashboard

Output: Admin can control this site from this project.

5.2.15 Footer

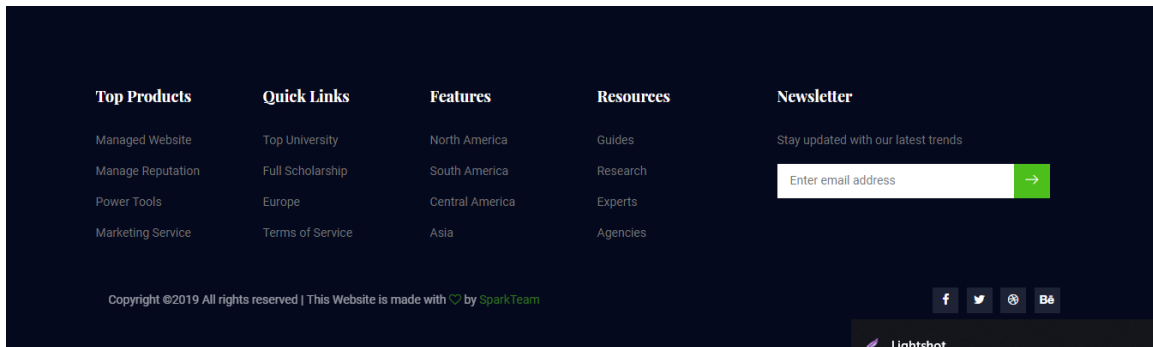


Figure 5.16 footer

Output: Footer.

5.3 Implementation of Interactions

Programming frameworks created as of late are ending up progressively intense, yet by and large they tend to desert the client to manage the multifaceted nature of the framework alone. Implementing the software design into the code and form design is the most significant part of the software. This is the development phase of the application. In this phase codes are written and necessary requirements are assembled to build the software. There is a gigantic requirement for frameworks with individual, setting delicate help. The paper talks about the improvement of such an emotionally supportive network with exceptional spotlight on the UI. The augmentation of a current and complex program.

5.4 Implementation of Testing

5.4.1 Main System testing

Being the - landing page of the deployment entryway was tried for appropriate network to the database. Inappropriate advised linkage to the database was instantly corrected and confirmation was made to see that information were made enough recovered and exhibited without mistakes.

5.4.2 Database testing

Database testing was annoyed tested for network and capability. The test began with the plan organize, where activities were guaranteed that the right information representation was made.

5.5 Test Results and Reports

The performance of the system was very near the expected result .Throughout this structure, the advancement was done in modules. Every module was executed independently and tried. Extremely arrange involves troubleshooting, which was done and all blunder settled. The whole framework was coordinated by joining every module to work with the principle framework" At the finish of the combination, the whole framework was tried and confirmed Ok.

CHAPTER 6

Conclusion and Future Scope

6.1 Discussion and Conclusion

Online interfaces are basic parts of the web that give a worldly connect to fundamental data assets. This venture work has possessed the capacity to actualize one for occupation enlistment works out. Finally, it very well may be reasoned that the Higher Study Portal System was a genuine learning knowledge. The standards of task items were very much actualized all through the framework. The entire task experiences with loaded with energy and with brimming with happy minutes. The undertaking has been made according to as the given particular. The framework has been made as easy to use as conceivable. Taking a shot at the Project was extremely a learning background and we have made some amazing progress in building our ideas of web designing. The "Higher Study portal System" created by us is simply founded on the web stage. The general reason for this framework is to automate the entire procedure and along these lines avert interceding mistakes. We likewise endeavored to pursue the all-encompassing plan guideline with the goal that the interface of the framework is straightforward. Throughout this task, we have experienced numerous impediments which made us look into and through expanded our insight. Subsequent to applying every one of the information demonstrating, question displaying and process demonstrating methods now we are exceptionally well clear with every one of these ideas and essentials which will go help us later on more extensive regions of occupation looking encourage the fast and simple access to circumstances. This circumstance has provoked numerous to move to work entryways to search for the manners in which that have been broadly acknowledged and completely valuable in employment looking. In this sense, the activity entries expect more prominent significance and we could grow such a productive framework which is utilized by a great deal many occupation seekers and businesses.

6.2 Scope for Further Developments

This work had focused to improving the facility of willing students who want to go for studying abroad. We tried to reduce their problem of manual searching of desired university data by our developing knowledge. This system will help to communicate with agency and help to find step by step university information. This study abroad portal will help student to find best agency of Bangladesh. This portal can be more beneficial with the further enhancement of our some features and services. A few areas of the future works are outlined below:

- In future we want to make an android version to reaches more people.
- A student will have an option to set the privacy level to control each data, which information can be viewed by agency. So that a student may feel more secure with his information.
- A “Super Student” actor can be ruled by admin who is in already studying abroad . He can edit and update his university data, so that this system may get the all latest data.
- If agency make a offer, student get notification in his phone. So that, he doesn't miss any offer from his subscribed agency.
- To Make it global.

Referances

- [1] Find Programme & University - Study in Germany - Land of Ideas, available at <https://www.study-in-germany.de/en/plan-your-studies/find-programme-and-university/> last accessed on 06-06-2018 at 12:00pm.
- [2] Studyfinder , available at <https://www.studyfinder.nl/> last accessed on 12-1-2019 at 8.00pm
- [3]Higher Education Grants, Scholarships and Incentives | Chickasaw Nation, available at <https://www.chickasaw.net/> last accessed on 5-5-2019 at 12.00pm.
- [4] Education Study Information for Students, available at <https://lwvc.org/our-work/studies/higher-education-study-information-students> last accessed on 04-02-2019 at 3:00pm
- [5]facultyfinder.harvard available at <http://facultyfinder.harvard.edu/search?school=Engineering&department=Other> last accessed on 5-7-2019 at 10.00pm
- [6] The FindAMasters and FindAPhD scholarship available at <https://www.findaphd.com/funding/postgraduate-phd-scholarships/scholarships.aspx> last accessed on 5-7-2018 at 10.00pm