

Internship Report
On
Designing an Online Shopping Portal

BY
Md. Hasibul Haque.
ID: 161-15-998

This Report Presented in Partial Fulfillment of the Requirements for the Degree
Of Bachelor of Science in Computer Science and Engineering

Supervised By
Farzana Akter.
Lecturer (Senior Scale)
Department of CSE
Daffodil International University



Daffodil International University

DHAKA, BANGLADESH

December 2019

ACKNOWLEDGEMENT

At first, I need to thankfulness of Allah for blessing me and invigorating me to finish my last year Internship works effectively.

After that I am extremely glad that, thankful to my honorable supervisor **Farzana Akter, lecturer (Senior Scale)**, Department of Computer science and Engineering (CSE), of Daffodil International University, Dhaka. Significant information and deep knowledge of my supervisor in this field of Web Design and Development impacted me to do this Internship complete. Her beautiful and friendly behavior, which is help me to complete the journey easily, And her educational direction, important information and smart supervision made it possible to finish my final defense report, presentation slide, Google site, web design project and internship, which is help me in future .

And afterward I might want to offer my hearty thanks to **Dr. Syed Akhter Hossain, Professor and Head** and **Dr. S. M. Aminul Haque, Associate Head**, Department of computer science and engineering for their kind help and also to all other faculty members of CSE department of Daffodil International University. They give valuable information which is very important for survive easily in future. I completely finished my all courses because of their friendly behavior and smartly teaching style and they always give valuable information which is out of course.

At that point I might want to thanks my helpful mates of Daffodil International University, who give me important advice while finishing the course work.

Ultimately, I might want to regard and gratitude to my parents for all their support and motivation.

ABSTRACT

As a CSE understudy, everybody must push ahead with innovation. So I have an internship on Web design at ZAFIDIGITAL organization. It is a private IT firm, Consulting and Job Placement Software Company. They offer us various sorts of chances, for example, Internship, Job situation become an Instructor, and so forth. My principle goal of this internship on Web design.

This Internship report is for finishing of my B.Sc. at Daffodil International University in department of Computer Science and Engineering purposed to improve and utilize the acquired information during my studies. I was joined in ZAFIDIGITAL. In this internship I gather knowledge so much from this Company and there I had duties. I have knowledge of official manner, correspondence with an associate, how to perform on task, finish the given work on the ideal time etc. During my temporary position, I've achieved the assignments, for example, before start working I gathered knowledge on Domain, Hosting, IP, various languages, and control panel of Domain. At that point I began my work. The Website Design, interfacing with the database, testing various browsers.

In that internship I was designed a E-commerce based website which name is “BD SMART FASHION”, from this website customers can choose and buy their product in a minute. I'm working with HTML4, HTML5, CSS, CSS3, Bootstrap, JavaScript, JQuery, PHP, MySQL etc. More often than not, I chipped away at web designing, structure approval etc.

I comprehend by this internship that how to deal with customer, team work, discussion about real life project etc. From This Internship report takes lot number knowledge on web Design and experience assembled during this internship period. At long last, I need to state that this entry level position will help a ton in my future profession.

TABLE OF CONTENTS

CONTENTS	PAGE NO
Approval	i
Declaration of the Student	ii
Acknowledgment	iii
Abstract	iv
CHAPTER 1: Introduction	(8-9)
1.1 Introduction	8
1.2 Motivation	8
1.3 Internship Objectives	9
CHAPTER 2: Organization	(10-14)
2.1 About the company	10
2.2 Market Situation	11
2.3 Target Group	11
2.4 mission	12
2.5 Vision	12
2.6 SWOT Analysis	13
2.7 Organization Structure	14
CHAPTER 3: PROBLEM SOLVING & Project Show	(15-31)
3.1 Before start work	15
3.2: Project Show	15
3.3: Code Show	24

CONTENTS	PAGE NO
3.4: Implementation and Learning process gain from this project	27
3.5: Challenges during Internship	29
3.6: Flow Chart	30
3.7: Use Case Diagram	31
CHAPTER 4: Internship Outcomes	(32-32)
4.1 Learning something new	32
4.2 Internship Outcomes	32
CHAPTER 5: Conclusion and Future Career	(33-33)
5.1 Conclusion	33
5.2 Scope for Future career	33
REFERENCE	34

LIST OF FIGURES

FIGURES	PAGE
Figure: 2.1 Organization Structure	14
Figure: 3.1 Navbar Show	15
Figure: 3.2 Product Show	16
Figure: 3.3 Man Cover Show	16
Figure: 3.4 Man Item Show	17
Figure: 3.5 Shirt Item Show	17
Figure: 3.6 Pant Item Show	18
Figure: 3.7 T-Shirt Item Show	18
Figure: 3.8 Watch Item Show	19
Figure: 3.9 Perfume Item Show	19
Figure: 3.10 Sale Cover Show	20
Figure: 3.11 Sale Item Show	20
Figure: 3.12 Login page Show	21
Figure: 3.13 Message bar Show	22
Figure: 3.14 Mobile view of navbar and product	23
Figure: 3.15 Home Section Show	24
Figure: 3.16 Product Section 1 Show	25
Figure: 3.17 Product Section 2 Show	25
Figure: 3.18 Login Page Section Show	25
Figure: 3.19 CSS Section Show	26
Figure: 3.20 HTML-5 Pattern Show	27
Figure: 3.21 Flow Chart Show	30
Figure: 3.22 Use Case Diagram Show	31

CHAPTER 1

INDRODUCTION

1.1 Introduction

Internship knowledge is a practical knowledge and it develop so much experience for that I was did the internship. In internship have to gain many important knowledge. I am a student of Daffodil International University, in last year this varsity give students a great opportunity to doing an internship within their bachelor program. I joined a software company name ZafiDigital as an intern as a website designer. From this company I was gained knowledge about html, CSS, Bootstrap, and JavaScript, which is very important for designing a website. And I was also learned many kinds of important things that how to deal with clients, do work on time, how to work in team and good knowledge about real life project. After that they designed an E-commerce based website which name is “BD SMART FASHION”, from where people can choose and buy their product easily. And I was designed that website using html-5, CSS, Bootstrap. In this internship I was learned lot of important things which is I hope help me in future.

1.2 Motivation

This was a very important journey for me. From this journey I was learned many important things and I was meet with many kinds of people and learned to handle many kinds of official problem, and I think that this will help me to build my career very well and I gathered so many educational and official knowledge.

In this journey I was learned html-5, CSS, JavaScript, and Bootstrap which are the very important to design a website and now I can design a website properly and in present time I increasing my knowledge day by day.

Thanks to my varsity and the company where I was completed my internship, both organizations are gives me the opportunity to learn lot of important things. I hope that I will built myself as a professional web designer and developer also.

1.3 Internship Objectives

In my internship my objectives are to know about job market and gather deep knowledge on web design. Besides, there are some objectives that are:

- To know about official environment
- To gather technical knowledge.
- To improve communication skill.
- To gain details knowledge about PHP & laravel framework.
- To gain deep knowledge about web design & development.
- Gain information about job sectors
- How to do customer work in an official way.
- Gain good skill on team work.

CHAPTER 2

ORGANIZATION

2.1 About the company

ZAFIDIGITAL is a private software company. They are so favorite to their customer for their works and day by day they are increase their level and work very hard. This company works on android apps, website and design logo etc.



This company works on android apps, website, and logo design.

They have well trained trainer to train other or like as internship students. They make, design and develop android apps, logo and website. They give their best service to their customer. They bring work form buyers and done by their students. And they provide courses which is so much helpful for a student. This company works so hard for doing better in future and they are very careful for their customers.

Head office:

Name: ZAFIDIGITAL

Address: House #28, Road #4

Block #D, Banossree, Dhaka.

2.2 Market Situation

They welcome customers to let us take care of their marketing problems and feel the growth of your business over time.

Internationally helping brands to give advice, analysis, grow and pick strategies and they provide services on customer demand and they are very careful for their customers.

This company are always monitoring their employees on working hours for get the best output and also increase both productivity and profit. They have Trustworthy reputation. And increasing interest in complete IT outsourcing.

2.3 Target Group

- Online Based
- Make Android application
- Design Website
- Develop Website
- Design logo

2.4 Mission

Our mission is give best services to the customer's for run their business easily and achieve their satisfaction. We offer the best digital marketing solutions resulting in the smartest outcomes for customers.

2.5 Vision

Our vision is provide the best IT solution with the smartest result and satisfy for clients all over the world.

2.6 SWOT Analysis

Strengths

- Monitor employee.
- Good market share.
- Trustworthy reputation

Weaknesses

- Slow to innovate
- Poor acquisitions and investments
- Do not have unique technologies to offer the market.

Opportunities

- Growing demand for their quality service
- Increasing interest in complete IT outsourcing.

Threats

- Larger competitors get majority of market share
- Cost of technology investment

2.6: Organization Structure

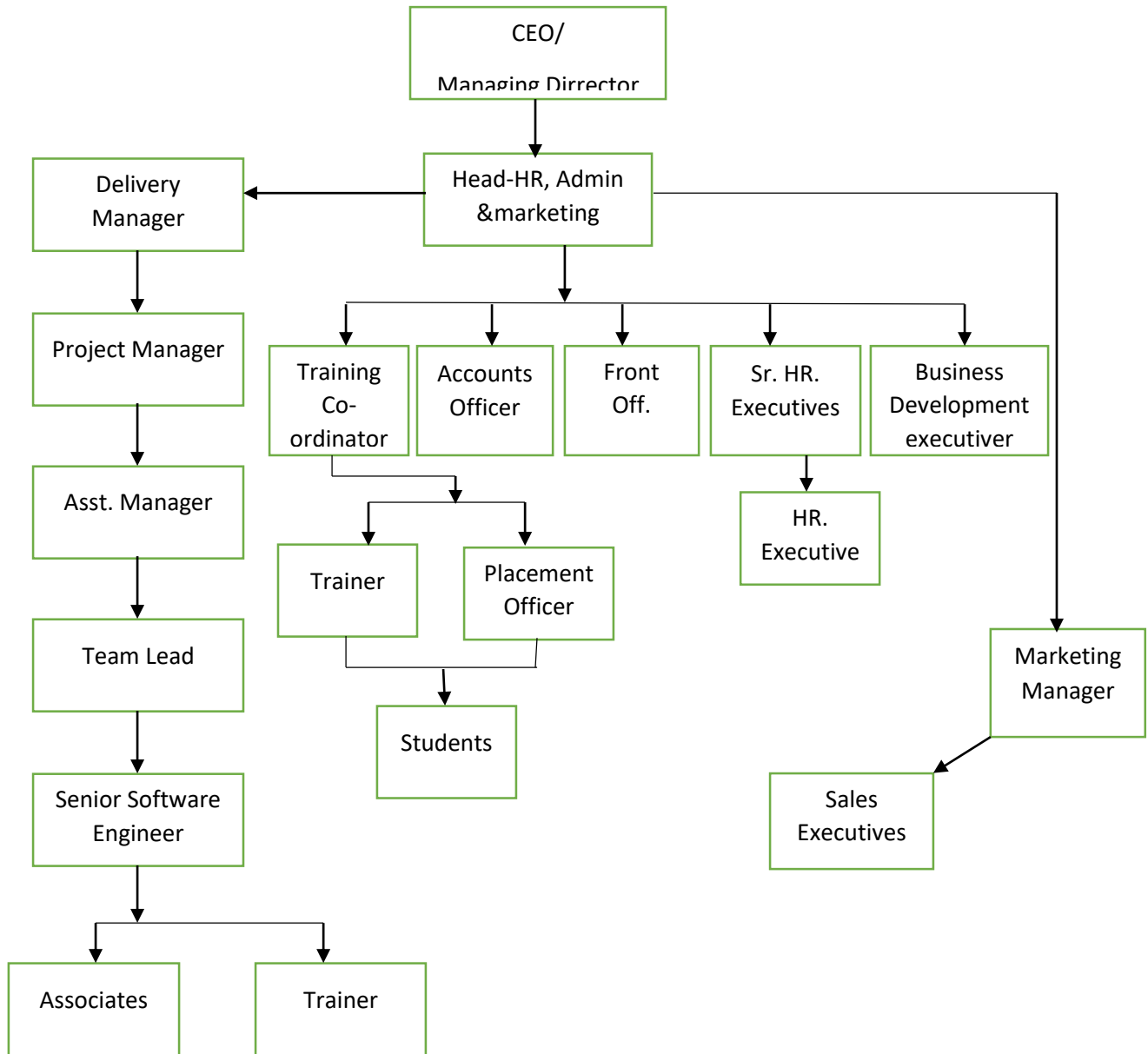


Figure: 2.1: Organization Structure

CHAPTER 3

PROBLEM SOLVING & Project Show

3.1 Before start work

When I was joined the organization, 1st day they disclose to me the work, how would I work? And introduce some workers and trainers. Next day I did start working and complete task. Before start working I was installed some useful software for example- Notepad++, visual studio, XAMMP etc.

3.2: Project Show

Navbar

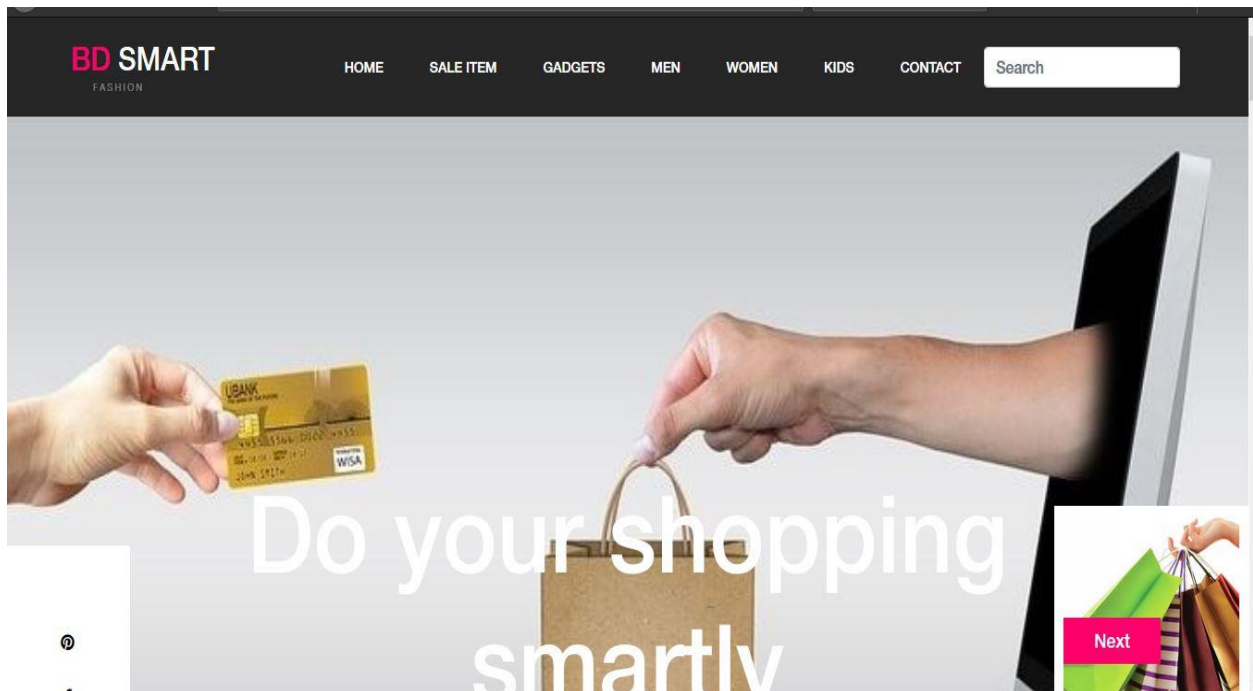


Figure: 3.1 Navbar Show

Product Show

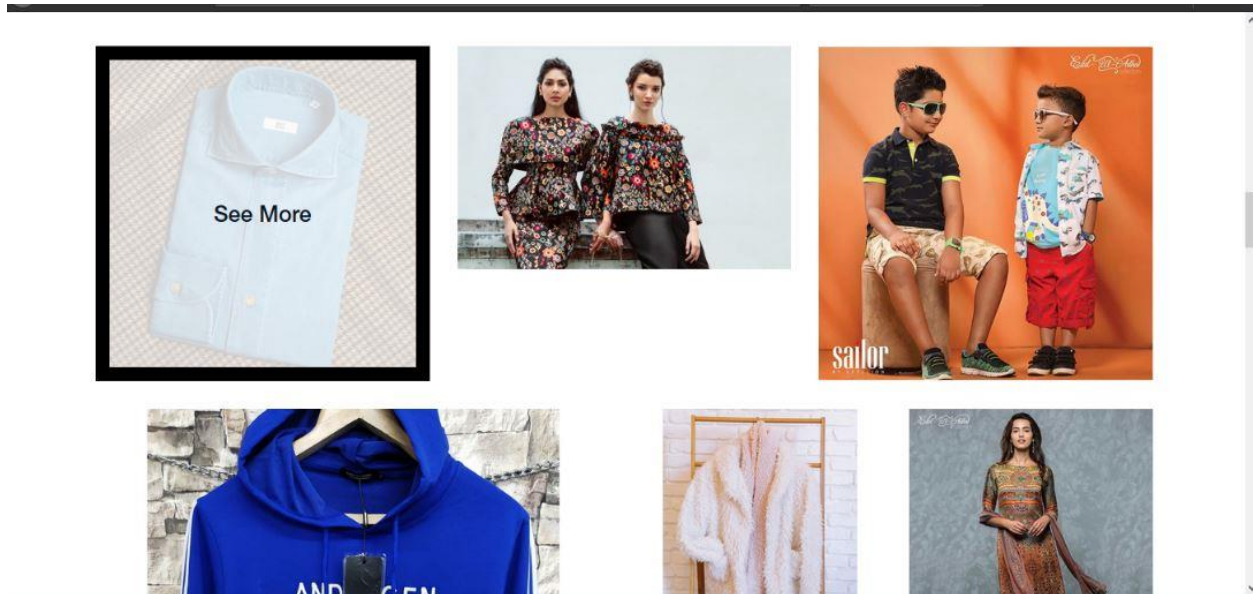


Figure: 3.2 product Show

Man cover



Figure: 3.3 Man Cover Show

Men item

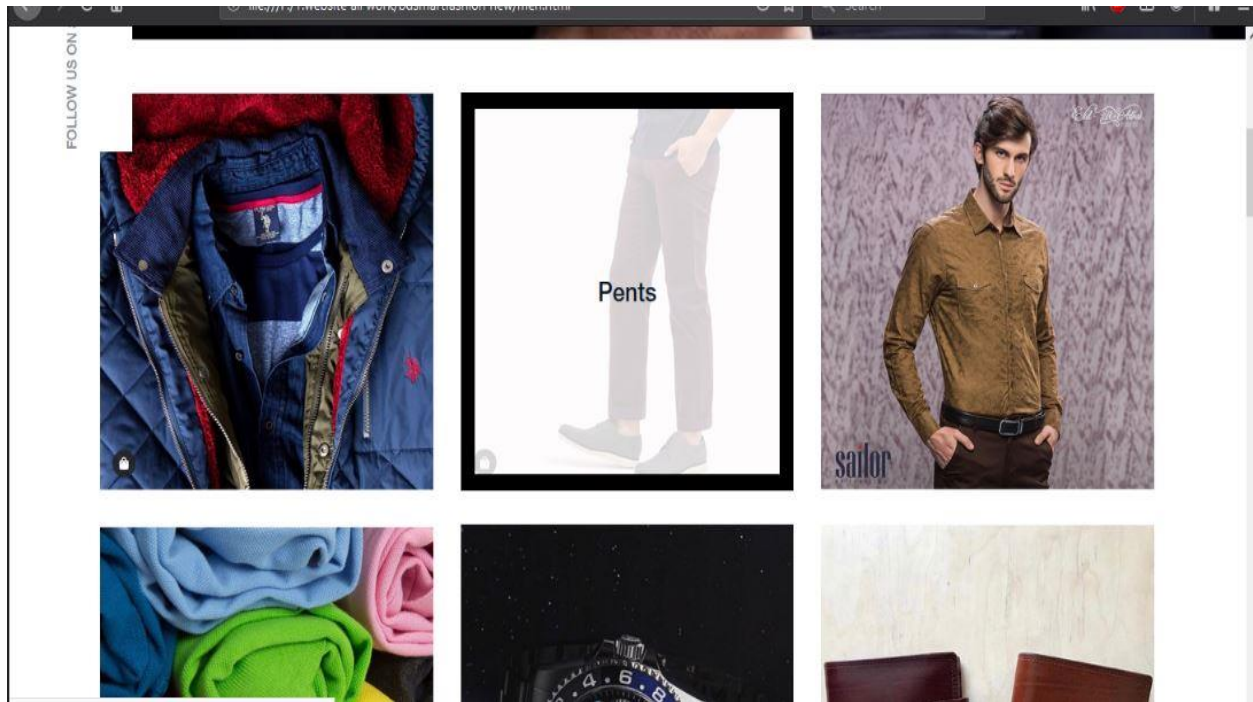


Figure: 3.4 Man Item Show

Shirt Item




Figure: 3.5 Shirt Item Show

Pant item

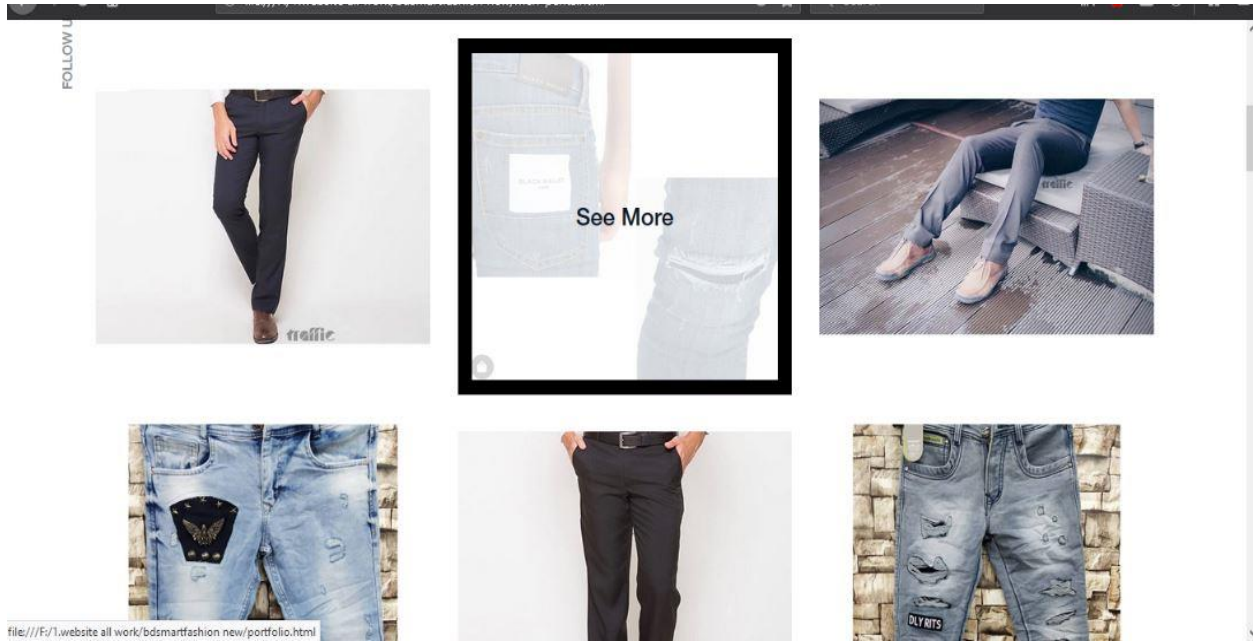


Figure: 3.6 Pant Item Show

T-shirt item




Figure: 3.7 T-shirt Item Show

Watch item




Figure: 3.8 Watch Item Show

Perfume item




Figure: 3.9 Perfume Item Show

Sale cover

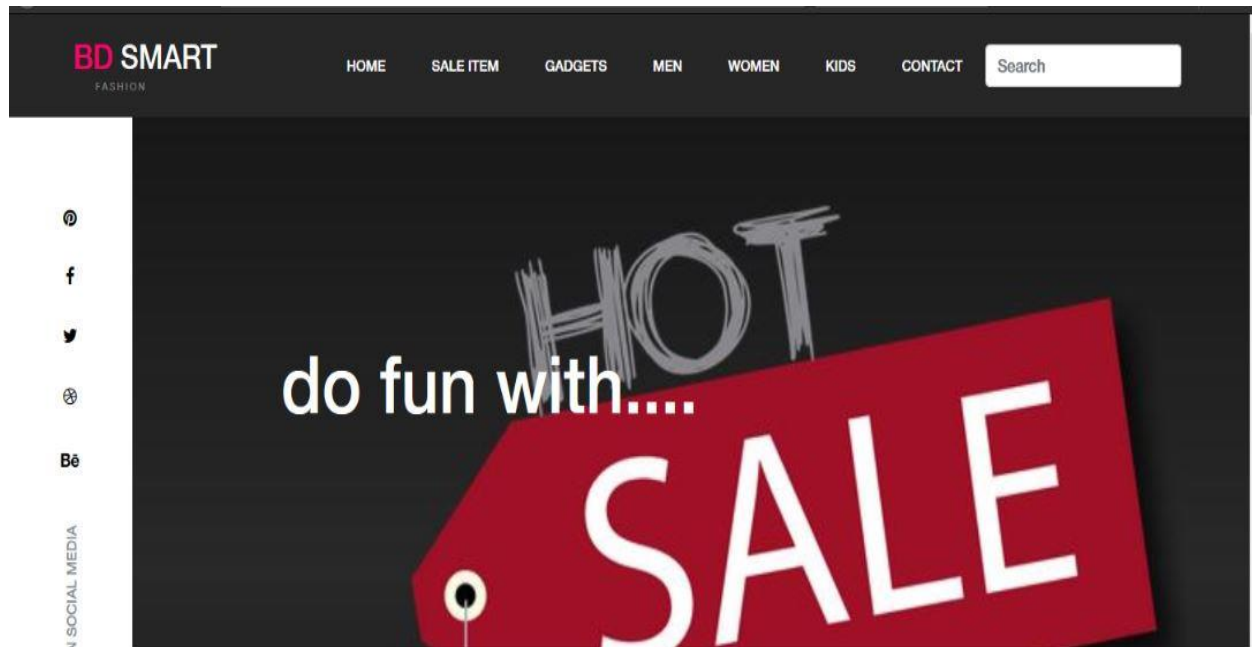


Figure: 3.10 Sale cover Show

Sale item




Figure: 3.11 Sale Item Show

Login page

A login form interface on a black background. At the top is a circular profile icon with a colorful gradient. Below it is the text "Login Here" in red. The form contains two input fields: "User name" with the placeholder "Enter Username" and "Password" with the placeholder "Enter password". Below the password field is the text "Forgot password?". At the bottom are two red buttons: "Login" and "Registration".

Login Here

User name
Enter Username

Password
Enter password

Forgot password?

Login Registration

Figure: 3.12 Login page Show

Message bar

FOLLC

Contact US

GIVE INFORMATION & TAKE INFORMATION

Your Name	Your Email
Subject	
Message	
SEND »	

Figure: 3.13 Message bar Show

Mobile view

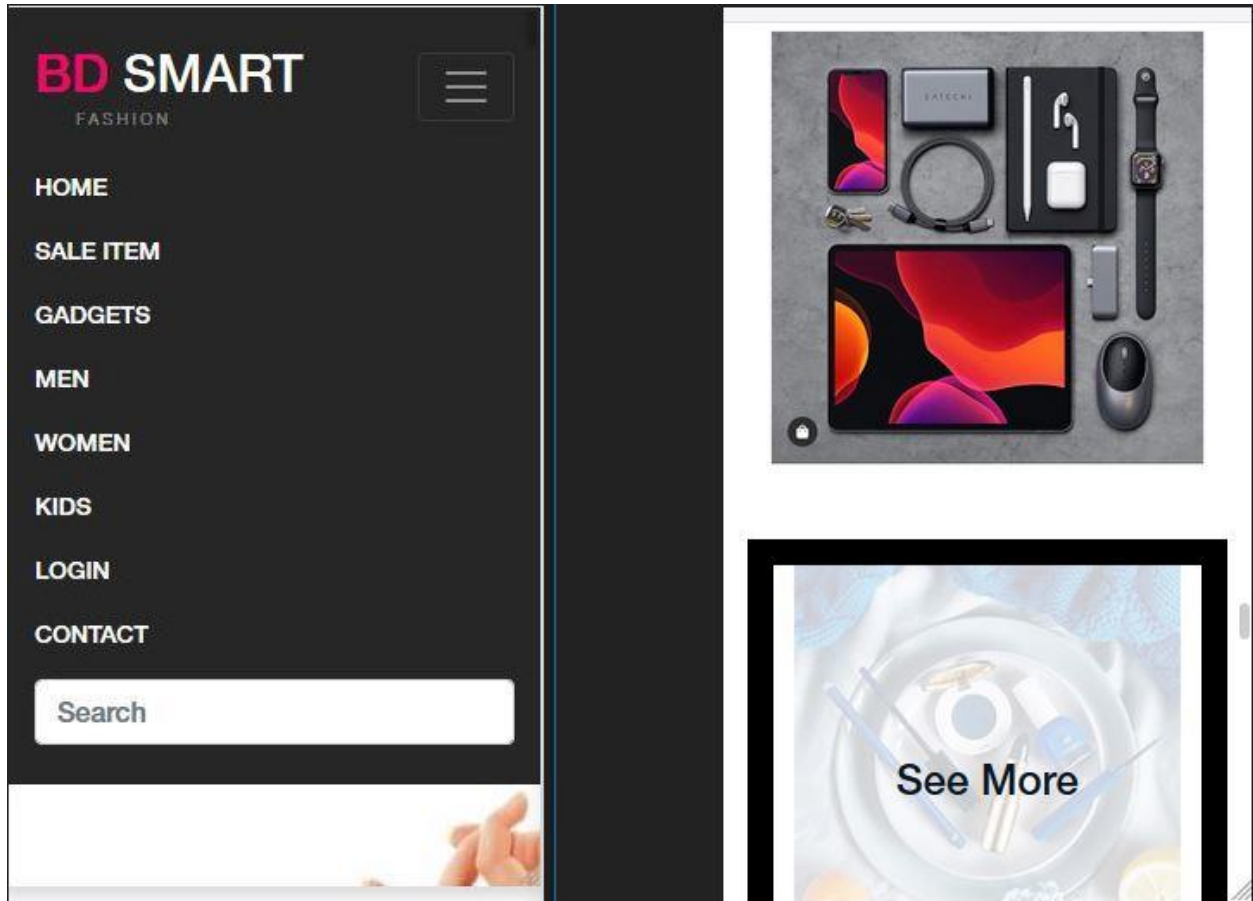


Figure: 3.14 Mobile view of navbar and product

3.3: Code Show

Home Section

```
<header class="header-section">
  <nav class="navbar navbar-expand-md navbar-dark bg-dark site-navbar">
    <a class="navbar-brand site-logo" href="index.html#">
      <h2><span>BD</span> Smart</h2>
      <p class="px-4">Fashion</p>
    </a>
    <button class="navbar-toggler d-lg-none type="button" data-toggle="collapse" data-target="#collapsibleNavId" aria-controls="collaps
      <span class="navbar-toggler-icon"></span>
    </button>
    <div class="collapse navbar-collapse" id="collapsibleNavId">
      <!-- Main menu -->
      <ul class="navbar-nav ml-auto mt-2 mt-lg-0">
        <li class="nav-item">
          <a class="nav-link" href="index.html">Home</a>
        </li>
        <li class="nav-item">
          <a class="nav-link" href="sale.html">sale item</a>
        </li>
        <li class="nav-item">
          <a class="nav-link" href="gadget.html">Gadgets </a>
        </li>
        <li class="nav-item">
          </li>
        <li class="nav-item">
          <a class="nav-link" href="men.html">Men</a>
        </li>
        <li class="nav-item">
          </li>
        <li class="nav-item">
          <a class="nav-link" href="women.html">Women</a>
        </li>
        <li class="nav-item">
          <a class="nav-link" href="kids.html">kids</a>
        </li>
      </ul>
    </div>
  </nav>
</header>
```

Figure: 3.15 Home Section Show

Product Section 1

```
<section class="portfolio-section mt-10">
  <div class="container mt-5">
    <div class="row">
      <div class="col-lg-4 col-md-7">
        <a href="men-winter.html" class="portfolio-item">
          
          <h4>Winter Item</h4>
        </a>
      </div>
      <div class="col-lg-4 col-md-7">
        <a href="men-pents.html" class="portfolio-item">
          
          <h4>Pents</h4>
        </a>
      </div>
      <div class="col-lg-4 col-md-7">
        <a href="men-shirt.html" class="portfolio-item">
          
          <h4>Shirts</h4>
        </a>
      </div>
      <div class="col-lg-4 col-md-7">
        <a href="men-tshirt.html" class="portfolio-item">
          
          <h4>T-Shirts</h4>
        </a>
      </div>
      <div class="col-lg-4 col-md-7">
        <a href="men-watch.html" class="portfolio-item">
          
          <h4>Watch for Men</h4>
        </a>
      </div>
    </div>
  </div>
</section>
```

Figure: 3.16 Product Section1 Show

Product Section 2

```
<section class="portfolio-section">
  <div class="container mt-5">
    <div class="row">
      <div class="col-lg-4 col-md-7">
        <a href="portfolio.html" class="portfolio-item">
          
          <h4>See More</h4>
        </a>
      </div>
      <div class="col-lg-4 col-md-7">
        <a href="portfolio.html" class="portfolio-item">
          
          <h4>See More</h4>
        </a>
      </div>
      <div class="col-lg-4 col-md-7">
        <a href="portfolio.html" class="portfolio-item">
          
          <h4>See More</h4>
        </a>
      </div>
      <div class="col-lg-4 col-md-7">
        <a href="portfolio.html" class="portfolio-item">
          
          <h4>See More</h4>
        </a>
      </div>
      <div class="col-lg-4 col-md-7">
        <a href="portfolio.html" class="portfolio-item">
          
          <h4>See More</h4>
        </a>
      </div>
    </div>
  </div>
</section>
```

Figure: 3.17 Product Section 2 Show

Login page code

```
<head>
  <meta charset="UTF-8">
  <meta name="viewport" content="width=device-width, initial-scale=1.0">
  <meta http-equiv="X-UA-Compatible" content="ie=edge">
  <title>BD Smart Fashion</title>

  <link rel="stylesheet" href="css/bootstrap.min.css" />
  <link rel="stylesheet" href="css/font-awesome.min.css" />
  <link rel="stylesheet" href="css/owl.carousel.min.css" />

  <!-- Main Stylesheets -->
  <link rel="stylesheet" href="css/style1.css" />
</head>

<body>
  <a href="index.html"></a>
  <div class="loginbox">
    
    <h1><b>Login Here</b></h1>
    <form>
      <p>User name</p>
      <input type="text" name="" placeholder="Enter Username">
      <p>Password</p>
      <input type="text" name="" placeholder="Enter password"></br>
      <a href="#">Forgot password?</a></br>
      </br>
      <button class="llog"><a href="">Login</a></button>
      <button class="reg"><a href="registration.html">Registration</a></button>
    </form>
  </div>
</body>
```

Figure: 3.18 Login Page Section Show

CSS

```
@-webkit-keyframes loader {
  0% {
    -webkit-transform: rotate(0deg);
    border: 4px solid #f44336;
    border-left-color: transparent;
  }
  50% {
    -webkit-transform: rotate(180deg);
    border: 4px solid #673ab7;
    border-left-color: transparent;
  }
  100% {
    -webkit-transform: rotate(360deg);
    border: 4px solid #f44336;
    border-left-color: transparent;
  }
}

.owl-carousel .owl-nav button.owl-prev,
.owl-carousel .owl-nav button.owl-next {
  width: 29px;
  height: 29px;
  border: 3px solid #fff;
  border-radius: 50%;
  color: #fff;
  margin-right: 8px;
  position: relative;
  text-align: center;
}

.owl-carousel .owl-nav button.owl-prev:after,
```

Figure: 3.19 CSS Section Show

3.4: Implementation and Learning process gain from this project

HTML-5, CSS, Bootstrap and JavaScript are use in this project, this languages are common and must use in designing a website, so that I would like to give here short note about it.

HTML5

HTML5 is a software solution stack that defines the properties and behaviors of web page content by implementing a markup based pattern to it. **HTML5** is the fifth and current major version of HTML and it is different from **HTML4**

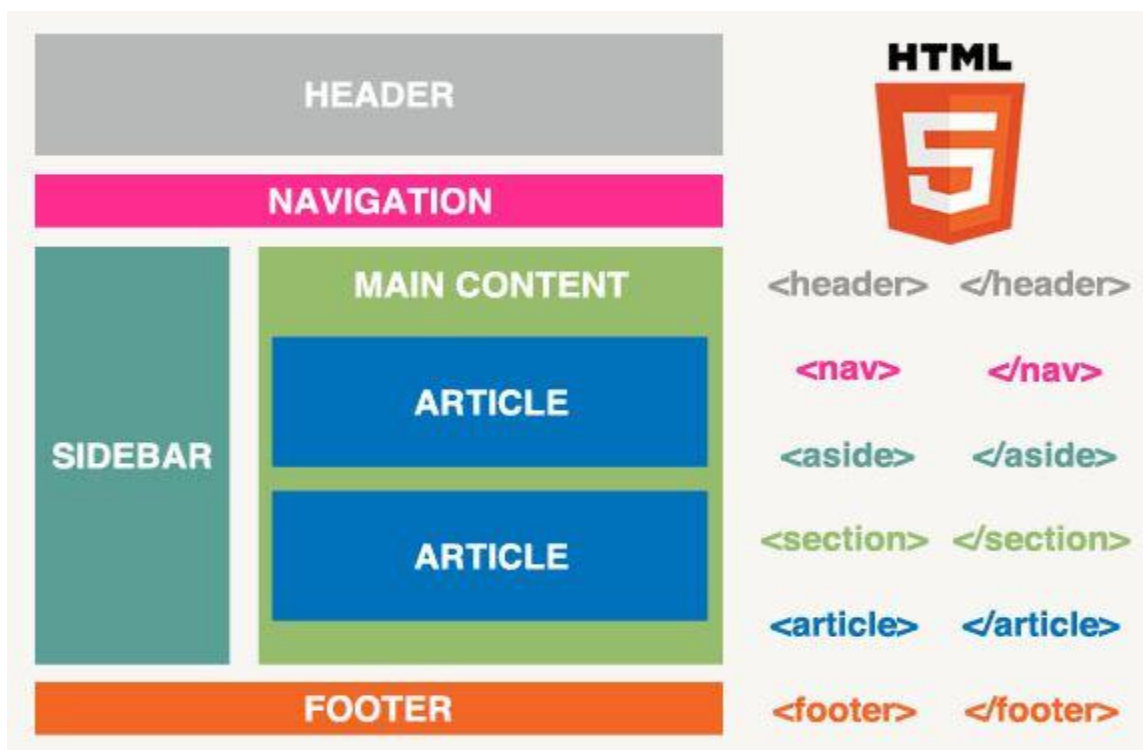


Figure: 3.20 HTML-5 Pattern Show

CSS

Styling HTML with **CSS**. **CSS** stands for Cascading Style Sheets. **CSS** describes how HTML elements are to be displayed on screen, paper, or in other media. **CSS** saves a lot of work. It can control the layout of multiple web pages all at once. **CSS** can be added to HTML elements in 3 ways: Inline, Internal and External.

BOOTSTRAP

Bootstrap build responsive website. Bootstrap is the most popular CSS Framework for developing responsive and mobile-first websites. Bootstrap 4 is the newest version of Bootstrap. Bootstrap is an open source toolkit for developing with HTML, CSS, and JS.

JavaScript

JavaScript is a text-based programming language meant to run as part of a web-based application. The first JavaScript engine was created by Brendan Eich at Netscape, for the Netscape Navigator Web browser.

3.5: Challenges during Internship:

Web designing is not very simple. Everyday a designer faced many problem and they find out a way and solve the problem.

I was faced many challenge during internship,

- ❖ **Done task on time**

This was very hard and big challenge for me

- ❖ **1st time I was very nervous at team work**

That was the 1st time I worked in a team at official environment.

- ❖ **Faced many designing problem**

This was my everyday problem during internship

- ❖ **Time maintaining (IN & OUT TIME)**

This was also a challenge for me but I was maintained it.

3.6: Flow Chart

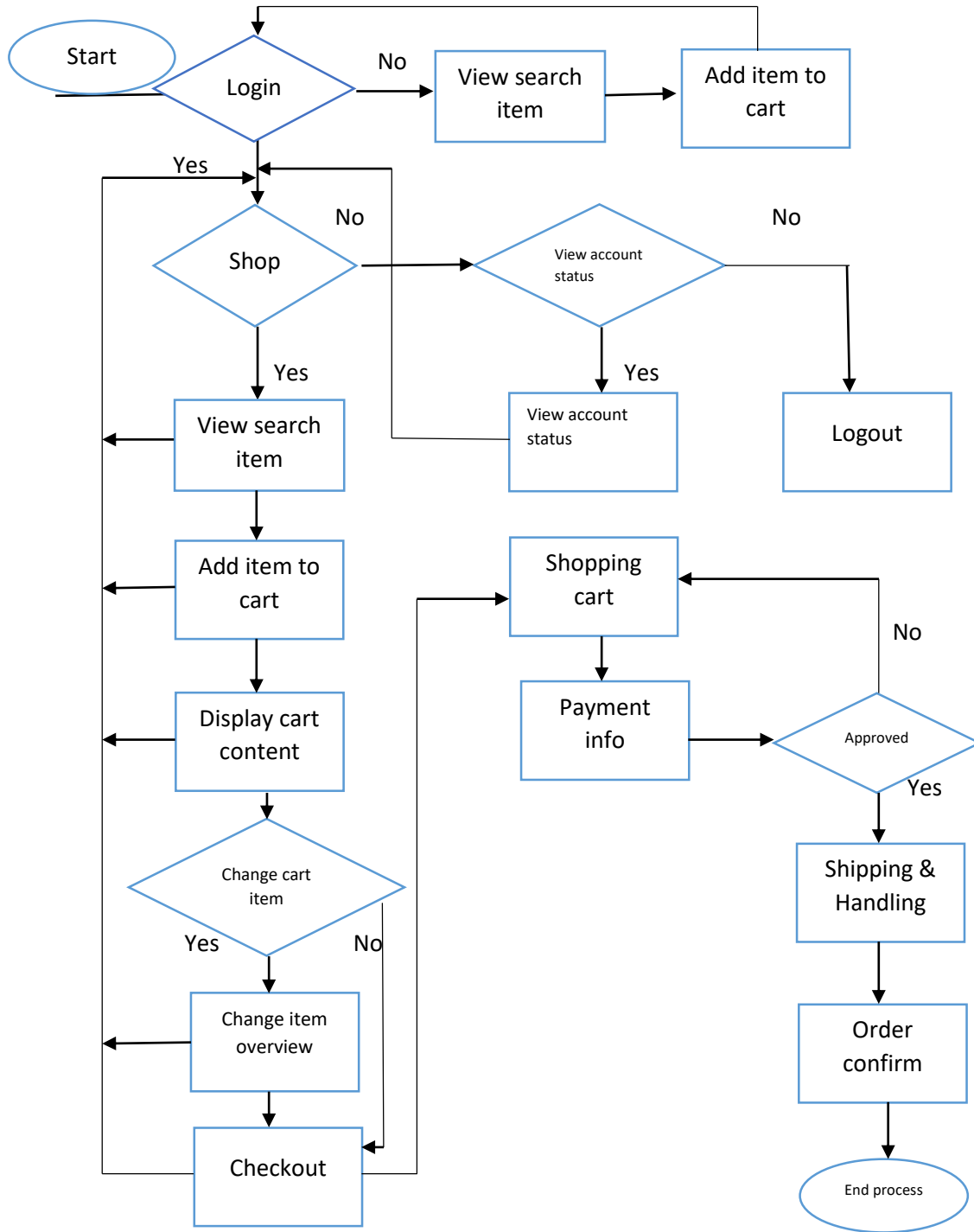


Figure: 3.21 Flow Chart Show

3.7: Use Case Diagram

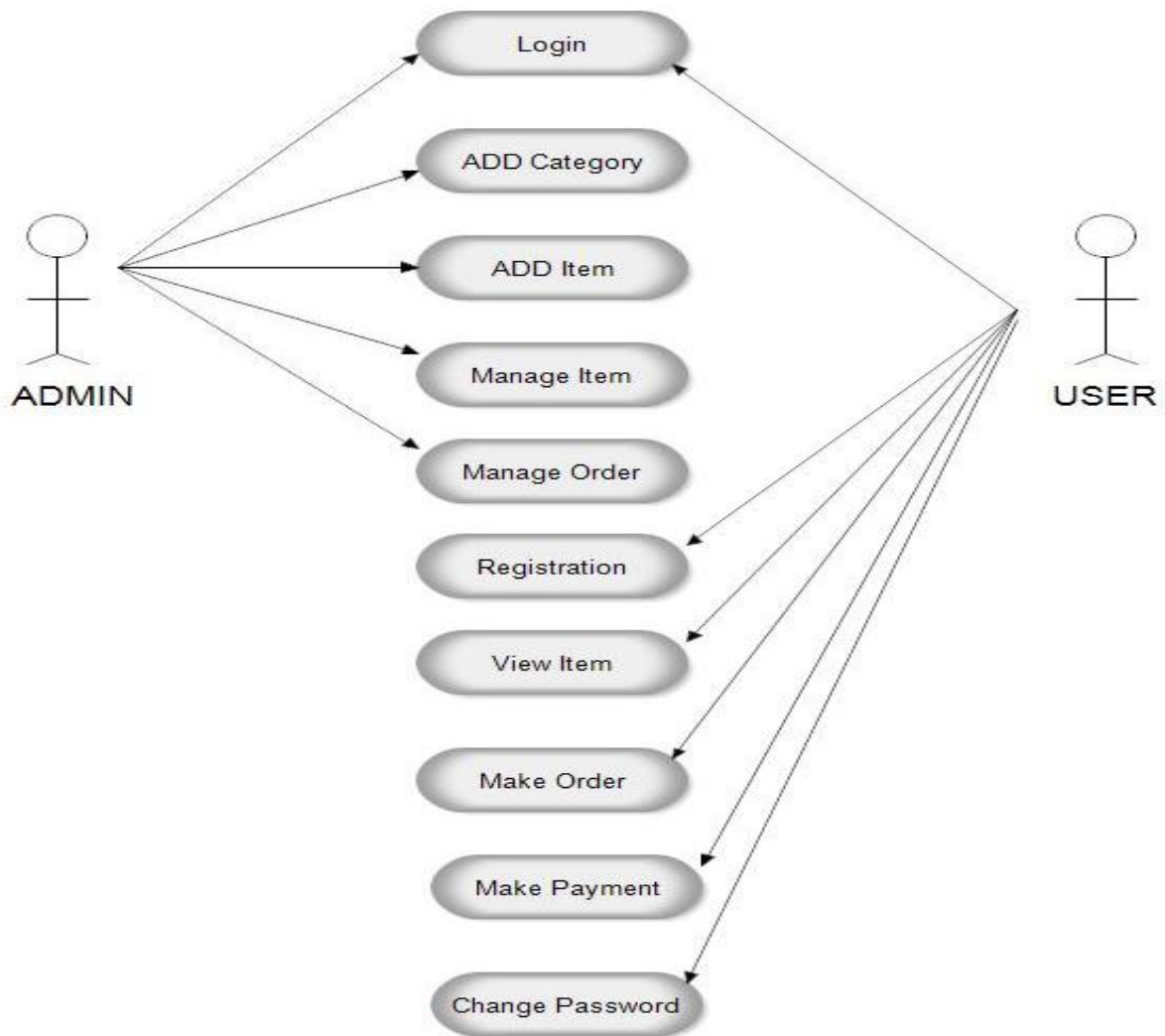


Figure: 3.22 Use Case Diagram Show

CHAPTER 4

INTERNSHIP OUTCOMES

4.1: Learning Something New

I had some idea about web design before internship. After joining I discovered some new information that I didn't know previously. I know about Bootstrap, JavaScript and gained slightly knowledge about laravel.

4.2: Internship Outcomes

- Introduced me to the latest tools and Concepts.
- I was learned how to work in team
- I was learned office manner
- It was helped and developed my skill and Experience on the web designing.
- I was gained knowledge that how to manage clients.

CHAPTER 5

Conclusion and Future Scope

5.1: Conclusion

I gain lot of knowledge by that internship which is important for my future and I gain lot of experience that how to maintain time and clients, how to work in team which is very important for doing any kind of project.

That internship teach me that how to face challenge and problems and solve them very simply.

From that knowledge I will able to make many projects on web designing.

I am very thankful to Department of Computer Science and Engineering, Daffodil International University for give me this opportunity which is helpful for my future.

5.2: Scope for Future

From that internship I know how to work in an office area, how they handle their works and also know that how they face their challenges.

REFERENCES:

[1] HTML5 <<<https://www.w3schools.com/html/>>> and <<https://itbari.com/>>

[2] Bootstrap <<<https://themefisher.com/moodle-bootstrap-themes/>>> and https://www.youtube.com/watch?v=aXRSYzWyJw&list=PLm64fbD5OnxuWrgDWyObVkh_Y5R6Wq1wq>>

[3] CSS <<<https://www.w3schools.com/html/>>> and <<https://itbari.com/>>

[4] JavaScript <<<https://www.w3schools.com/html/>>>

