

ENG 334: PROJECT PAPER

ON

“Present Scenario of English Language Teaching in a Bangladeshi School”



Daffodil International University

11/12/2019

Present Scenario of English Language Teaching in a Bangladeshi School

A report submitted to the Faculty of Humanities and Social Sciences in partial fulfilment of the requirements of the Degree of Bachelor of Arts in English

Course Code: ENG 334

Course Title: Project Paper

Fall 2019

Submitted by

Tabassum Binta Shams

ID: 162-10-409

Supervised by

Shampa Iftakhar, Assistant Professor, Department of English

Faculty of Humanities and Social Sciences



Daffodil International University

11/12/2019

Declaration by the Intern

I hereby declare that the project work entitled "Present Scenario of English Language Teaching in a Bangladeshi School" submitted to the Department of English, Daffodil International University is a record of an original work done by me under the guidance of Ms. Shampa Iftakhar, Assistant Professor, Department of English. This project work is submitted in the partial fulfillment of the requirements for the award of the degree of B.A. (Hons) in English for the course 'Project Paper (ENG 334)'. The results embodied in this project have not been submitted to any other university or institute for the award of degree.

Tabassum

Signature of the Intern

Date: 08.12.19

Certification of the Supervisor

I hereby certify that the intern, Tabassum Binta Shams bearing the ID no 162-10-409, has undertaken the course Project Paper (ENG 334) with me. In the course she selected and visited Akij Foundation School and College, had regular communication with a facilitator in the host school, observed three of their classes, and taught three classes. During this whole process she was in touch with me by taking guidelines from me on a regular basis, showed me her work and gave me updates about the project work. Therefore, she fulfilled the conditions and completed all the procedures of the course, and the intern is qualified to submit this report.



Signature of the Supervisor

Date: 08.12.19

Acknowledgements

My deep gratitude to Almighty Allah who enabled me to complete this task.

I would like to extend my heart-felt pleasure to my project supervisor, Shampa Iftakhar, Assistant Professor, Department of English, Daffodil International University for giving me such opportunity and guidance to present my project regarding 'Present Scenario of English language Teaching in Bangladeshi School'.

I am also grateful to my beloved parents and my husband for all kind of support they provided me during this project work.

I am enormously indebted to Farzana Khanem, coordinator of Akij Foundation School and College and the senior Teacher Mahtarima Sultana, for their constant support and direction during my internship in their school.

Abstract

This paper aims to illustrate the current state of teaching English Language at schools in Bangladesh. This report is based on the experiences as an intern in Akij Foundation School and College to fulfill the requirements of the course title Project Paper (ENG334). The intern has utilized all her derived experiences during her academic learning in this procedure. The main objective of this project is to investigate how schools are emphasizing English, how speaking English is emphasizing in the classroom, what particular way the teacher follows to teach English, students' participation in learning English and how much they are proficient in the English language etc. To verify the above things, several ways are followed, such as; interviews, observations, assessments, evaluation, feedback and more experiments. The study has provided some recommendations based on findings for the progress of the teachers, students and authorities of Bangladeshi Schools. This paper will be beneficial as a mentor for a new teacher.

Table of Contents

Contents	Page No.
Title	i
Declaration by the Intern	ii
Certification of the Supervisor	iii
Acknowledgments	iv
Abstract	v
Table of Contents	vi
Chapter – I: Introduction	1
Chapter – II: Objectives	2
Chapter – III: Methodology	3-5
Chapter – IV: Institution Details	6
Chapter – V: Class Observation Report	7-10
Chapter – VI: Teaching Experience	11-13
Chapter – VII: Overall Findings	14-16
Chapter – VIII: Recommendations	17
Chapter – IX: Conclusion	18
Appendix 1: Lesson Plan	20-25
Appendix 2: Photographs	26-31
Appendix 3: Checklists	32-48
Appendix 4: Certificate of internship	49
Plagiarism Report	50

Chapter I

Introduction:

The importance of English education is immense in keeping with the modern advanced age. Thus, English language teaching is a major issue for concern nowadays in Bangladesh. As I am a student of Department of English in Daffodil International University, we undertake so many courses regarding English language teaching methodologies and different kind of techniques and procedures.

Finally, as a part of the course ENG 334 project paper, I was asked by my supervisor Shampa Iftakhar, to visit a school, to observe three different classes and to conduct three different classes there. I talked with my sister regarding my internship issue who is a teacher of Akij Foundation School and College. She talked with the principal of the school and gave me opportunity to do my internship in their school. I visited the school in 28th October 2019 and the principal took my interview and gave me permission for internship. The principal introduced me with the teachers of that school and they permitted me to observe two classes of different subjects in class nine and one class of class seven. From my observation. I found that the teachers were excellently brilliant and creative to conduct the classes in English language. I found the teachers are capable to use technology but the teachers followed the traditional methodologies for conducting their classes. The school did not provide the scope to use the online platforms to teach the students. The classrooms were not equipped with modern technologies such as projector, computer, sound system etc. I observed that the teachers gave great emphasize on speaking English. The overall teaching environment is outstanding in that school. I conducted three classes of grade 7 & 9 in different subjects. This internship helped me a lot to widened my knowledge and made me more efficient to be a teacher in future.

Chapter II

Objectives:

The aim of this paper is to pursue the present scenario of English Language Teaching in Bangladeshi Schools. The objectives were:

- To survey teaching methodologies and techniques
- To observe the use of technologies in the classroom
- To find out the sources and tools used by the teachers
- To look carefully the student's participation and fascination about English language
- To apply English language as a skill-based course in the classroom.
- To investigate the proficiency of the teachers of English language teaching.

Chapter III

Methodology

In this chapter I will highlight the entire process of my research which comprises every single data collection regarding internship.

- **Selecting an Institution**

At present numerous schools are being set up in Bangladesh. Most of the schools are not standardized and do not provide appropriate learning environment for the students. I was looking for an English medium School at Uttara. There are more than 30 English medium schools in Uttara. I went three different schools but I found completely different learning environment which is not appropriate for English language teaching. Finally, I consulted with my sister who is a teacher of Akij Foundation school and college. She suggested me to perform my internship in that school. Internship is not allowed in that school but by the recommendation of my sister I got the chance. I went to that school on 28th October, 2019 at 8 am. As the principal was on a leave because of her sickness, the coordinator asked me for my CV and recommendation letter. After taking an interview about my whole purpose in their school, the coordinator permitted me to conduct my internship.

- **Selecting classes**

The coordinator was very supportive and asked me which classes I would like to observe. She showed me their school routine to select some classes. I selected class nine (English-1), class seven (English-1), on 29th October, 2019. I wanted to observe another English class but found that there was no English class on that day, so she asked me to take an Islam and Moral Education class of class nine. She asked me to conduct my classes on 30th October. I selected class seven and nine for my class conduction.

- **Selecting a facilitator**

Mahtarima Sultana was my facilitator as she is one of the senior and most experienced teachers. She has helped me in every possible way during my internship process in their school. She introduced me with other teachers and asked them to help me in their classes; she

took me to each class and introduced me with the students as well. She took me to their library and I met the librarian. She told the librarian to provide me free space and books whenever I needed. She informed me to have breakfast and lunch at their school canteen. Overall, she was very helpful and cooperative.

- **Classroom Observation**

I observed three classes of three different teachers and different subjects. The first class was English-1 of class nine; business studies. The second class was Islam and Moral Education of class nine; science and the third one is English-1 of class seven. I observed all the classes in the same day. I carried the provided checklist with me in every class and noted down all the things that I observed. The teachers followed traditional learning methods. At first, they collected the previous homework and then went for discussion. After discussion they gave class work to the students and gave them diary. One of them performed two tasks at a time: checking the diary and taking learners' feedback. Rest of them asked for the feedback of the whole class from the students and solved problems accordingly. The classes lasted for 45 minutes each.

- **Interviewing course teachers**

I took the interview of two course teachers; Ms. Hazra Masud and Mr. Enamul Haque. They both were senior teachers in Akij Foundation School and took English classes. Ms. Hazra Masud studied from abroad and an experienced teacher. On the other hand, Mr. Enamul Haque studied his B.A and M.A from Dhaka University in English. I asked them about their personal techniques and methods which they followed to teach the students. Moreover, I wanted to know if they were used to carry a lesson plan with them. The teachers informed me that at the beginning of the year, they had to submit the lesson plan to their coordinator according to their full year curriculum. They shared with me so many information's and stories about their experiences as a teacher. They also suggested me many ideas for my class conduction, such as; creating a lesson plan according to their syllabus, how to warm up and motivate the students, what kind of task should I provide them etc. All in all, they were very beneficial.

- **Self-Assessment**

I engaged the students in question answer part and took feedback after every lesson to measure their talent and understanding level. I was extremely surprised by their task responses. I also involved them in class works. I found all the students very supportive and intelligent. The students loved my style of taking classes and cooperated me a lot. The observer teachers also praised me in every way for my teaching techniques, voice and presentation style. The teachers said to me that I am enough capable to be a teacher of their school.

Chapter IV

Institution Details

Name: Akij Foundation School and College

Location: Road# 2, Block# B, Dhorangartek, Ranavola, Adjacent to Uttara Sector 10, Dhaka 1230.

Land and Building: 2 two storied building and an office building

History: Founded on January 1, 2010 by Akij group and industries

Uniform: Maroon shirt and black pants for boys and maroon apron and black pants for girls with a black scarf.

Students number: 2,014

Teachers number: 169

School management: 25

Stuffs: Sisters 81, Security-Drivers-Brothers 48.

Size of classrooms: Accurate and well designed

Food facilities: Breakfast and lunch available in two different canteens

Transport facilities: 25 buses

Other facilities: Computer lab, projector, language lab

Extracurricular activities: Debating, science projects, cooking, performing in drama, arts and crafts, studying nature, cycling, sports and many other activities.

Website address:

https://akijfoundation.org/?fbclid=IwAR0g5HmeZoUgp5PqybRzT8YM6oYd_j69iPo_-10AjqJ6reGxBCoNOVI8sM8

Chapter V

Class observation reports:

I observed three back to back classes on 29th October,2019. There were three different teachers. They were all distinct in their teaching styles. I carried my checklist and a diary and wrote down my observations of individual teachers.

- **Class observation 1:**

My first-class observation was accomplished on 30th October 2019 at 9 am. I observed the English-1 class of grade nine. The class duration was for 45 minutes. The name of the class teacher was Ms. Hazra Masud. She was seven minutes late for her class. I went to the class with coordinator. She introduced me with the class teacher. Then we entered the classroom. The environment of the class was calm and quiet. The classroom was not confined. It was decorated with some posters. There were very few students present in the class that day. With a smiling face, she entered the class and then greeted the students. Then she introduced me with the students. The students also welcomed me. After that she directly went to the discussion part. It was a revision class though the teacher summarized main points again with the help of textbook. She followed English for Today for their revision. The teacher suggested them to read unit six, lesson (2-5) and beautifully explained some question pattern for their tutorial exam. Then she gave them 2 minutes for a quick reading of lesson 2 named 'Nepal, the land of Everest'. During their reading she checked their previous home work. One student did not bring his home work as he was not present in the last class. The teacher scolded him for not collecting the previous lesson. She maintained a stop watch so that the reading ended on time. After two minutes she asked every student meaning of new words, and question answers of that lesson. She did not allow any student to speak in Bengali in the class. Even to explain difficult English vocabularies, she asked them to explain in English not in Bengali. She also shared her own experience in Nepal. During the class, a member of management committee came in the classroom and asked about my presence in the class. Then the teacher informed him about myself and also managed the situation and the students tactfully. She taught them in a communicative mode; every student responded with her in the class. She provided a huge number of examples to persuade them. She motivated the students

every now and then. For example; one student was erroneously used a Bengali term in the classroom. She said to him that “your intension for speaking English should be puff out from the surface of your heart. Until you realize the importance of speaking English, you can’t speak fluently never ever”. The teacher used a different kind of expressions to present her lesson which entertained the students. She told them many more information about Nepal outside textbook as she travelled Nepal some years ago. Finally, she gave them home work to summarize the other lessons for the next class. The students were very attentive through the whole class and understood the lesson. She left the class with a nice, broad smile.

- **Class observation 2:**

I observed my second on the same day. The class started at 11:35 am and ended at 12:20 pm. I observed the Islam and Moral Education class of grade nine, section science. The class duration was 45 minutes. The name of the class teacher was Suhel Kabir. The classroom was situated in the ground floor just beside the playground. The room number was 12 and there were 18 students present in that day. The classroom was dark inside. I found the classroom bit suffocated too.

The class teacher entered the class on time. Then he directly started discussing the topic using the book. With a loud and clear voice, he read out chapter-4, lesson-5 ‘Courtesy’ in the class. He read the full lesson thoroughly and used a huge number of examples related to our current life. Whenever any important hadith or information came in the lesson, he recited loudly and the students were also repeating the way the teacher said. The teacher made sure that each of his students understood the lesson. The students revised the lesson for 3 minutes. Then he asked them to write down two questions: a) What is courtesy b) What are the importance of courtesy? He gave them 10 minutes to write in their class work copies. He checked the CW copies instantly, reviewed them and gave them feedback. Some students made mistakes for the first time, later on by practicing it they understood clearly. After that the teacher gave them home work for the next class and checked each and every diary. He took feedback at the end of the class. He asked the students to come in front and told the whole summary.

There were no warm-up activities in the class. The teacher could not engage every student in the class. Some students were gossiping while the teacher was taking the class. The teacher motivated the students very effectively. A student was cheating while doing his class work. The teacher did not scold him rather again he explained the lesson to him beautifully. Even he did not allow any other students to laugh at him because of his cheating. He thanked the students and left the class. Overall the class was effective spite of some lackings of the teacher.

- **Class Observation 3:**

I observed my third class at 12:45 pm which ended at 01:30 pm. It was the English-1 class of grade seven. The class duration was 45 minutes. The classroom was situated in the second floor. It was a big classroom decorated with colorful posters. There were total 22 students present on that day in the class. The name of the class teacher was Mr. Enamul Haque. At first the teacher greeted the students with 'Assalamu Alaikum'. After greeting, he discussed the topic. The topic of that class was a poem of W.B Yeats, 'The Lake Isle of Innisfree'. The teacher gave the students two minutes to read the biography and the word meanings of the poem. After they finished their reading the teacher started discussion. He related the poem with so many practical examples like relating the poem with Bengali poems and songs. He introduced the writer by saying his biography in details. He gave a broad idea about Romanticism and Skepticism. The teacher was very entertaining. In the middle of the class a small girl came who was looking for her sister. Her sister was in the class. The teacher saw the little girl and paused his lesson. Then he asked who entered the class. In a witty tone he asked, "Is there any Alien here?" Then everybody started laughing. Thus, he managed the situation. After talking about Irish Revolution and Maud Gonne, he recited the poem loudly and the students were also repeating the way the teacher said. Then he analyzed each lines of the poem including literary sound devices like symbols, theme, oxymoron etc. The voice of the teacher was very clear loud moderate and rhythmic. His presentation style caught the interest of the students. He made proper gestures with the lesson and with the poem. He built a very friendly relationship with his students. He was very much creative person. At the end

he collected the home work copies and bring with him. Finally, he wrapped up the class by giving homework and checked the diary.

Chapter VI

Teaching Experience

- **Class 1:**

I conducted my first class on 30th October 2019. It was an English-1 class of grade seven; the same class that I observed yesterday. The class started at 8:10 am. The class lasted for 45 minutes. There were 23 students in the class. I conducted the class in their auditorium just because I wanted to use their projector to show my PowerPoint which I made for them.

Firstly, I started the class with greetings. I did not feel the need to re-introduce myself again as yesterday other teachers introduced me in the class. My topic was a poem 'The Lake Isle of Innisfree'. I started my topic by showing them a video related to the poem. The video depicted the real scenario of Innisfree. The students were amazed to see the beauty of Innisfree. Then I repeated their previous lesson and tried to remember them about the poet's biography. I also added some extra information about the poet like his picture, education life, working life in my power point slide which helped the students to get a crystal-clear concept about W.B Yeats. I discussed some explanations and sound devices of the poem. After that the students easily detected simile, oxymoron and metaphors.

Secondly, I told them to revise the poem and vocabularies again. I gave them 5 minutes for revision. Then I provided them a task regarding the topic. Students attentively submitted the task within 5 minutes. I checked all the copies and returned them. While checking copies, I gave them a home work and asked them to write it down.

Finally, I wanted to know from them the feedback of the class. While signing the diaries, I took feedback from them. I took the class in blended method using projector, book, marker, duster etc. Overall, the students were very cooperative and attentive in my class. After saying good bye to them, I stepped out of class on time.

- **Class 2:**

My second class was at 9 am. It was an English-1 class of grade nine on Business Studies. I observed the same class yesterday. There were only six students presented that day in the

classroom. I took the first class in building one, and this class was in building two, so I hurried to classroom. I entered the class and greeted the students. The students already knew me well. They greeted me back with a wonderful smile.

Before entering into the topic, I showed them a video on my laptop regarding the topic. The topic of my class was 'Sri Lanka: The Pearl of Indian Ocean'. My video covered a huge range of information regarding Sri Lanka and its population, location, cultural heritage, religion, tourist attraction etc. This resulted in gaining their attention for further task.

When the students finished watching video, I told them to open the book to read the text of Sri Lanka. I read out loudly the whole text with practical examples and vocabularies. I found them eager and attentive to my lecture. Then I told them to read thoroughly the lesson and asked me if there were any questions. I gave them 2 minutes for reading part. I took an MCQ test on vocabularies for checking their understanding level. After that I provided them a task including some important questions regarding the topic. I gave them 5 minutes to write all the answers. When the time ended, they submitted their copy with great interest. I checked all their copies and graded them. Most of the students did very well. In the meanwhile, I showed them another video which was about the tourist attractions (*12 THINGS YOU SHOULDN'T MISS IN SRI LANKA*) like Hikkaduwa, Anuradhapura, Bundala national park etc. The students liked the video so much. Their eyes were gleaming with delight.

I finished the class by taking their feedback. I gave them home work and left the classroom at 9:45 am. In short, I tried my best effort to make my class fruitful at its best and my purpose was successful.

- **Class 3:**

My last class conduction was on 30th October, 2019 at 11:30 am. The class finished at 12:20. I went to the class timely. I gave my students Salam and asked them about their health. I asked some of the students' names in the classroom. As it was a class with huge number of students, I could not able to ask the name of every student. I told them to open the book to see chapter 4, lesson 6. The lesson title was 'Amanat'. Their class teacher suggested me to finish this lesson as this chapter was included in their tutorial exam in the following week.

I started my discussion with a quote related to their topic. Their topic was Amanat that means Trust. I told them a brief introduction how trust is important in our daily and social life. I highlighted the situations taking place in our society and family because of not having faith to each other. Then I read out the chapter with real life examples and vocabularies. I tried to make the lesson easier for the students. The students revised the lesson for 3 minutes. Then I asked them to write down three questions: I. What is Amanat? ii. What is khiyanat? iii. Why our prophet (SM) is called khayin? I gave them 5 minutes to write finish the given task. I checked the CW copies instantly and reviewed them and commented about their copies. I took feedback from the students about the class while checking their diary. I left the class with a happy face.

Chapter VII

Overall Findings

Class Observation Findings

In my class observation, I investigated several important things that I like to highlight. I observed two classes of English and another class of Islam and Moral Education. All the teachers of that school were highly educated and experienced. Unlike other English medium schools, teachers used only English language in their school premises. Even their school stuffs also used English with the students. The students were also highly intelligent and hard working. The relationship between teacher and students was marvelous. The teachers worked so hard to give their best effort to the students. To recapitulate, the overall environment in the school campus was education friendly.

- **Lesson preparation:**

I interviewed two senior teachers and they said me every single procedure they used to follow before class conduction. There was a lesson plan copy for every teacher provided by the school authority. At the beginning of the year, teachers have to prepare a full year lesson plan. They execute their class according to their written form of lesson plan for each class. The teachers managed the class time appropriately. They used different technique's and methods for their lesson.

- **Lesson Delivery:**

The teachers delivered their lessons to their students in many sorted ways. Some teachers delivered their lesson emphasizing on memorization; others emphasized on understanding. Most of the teachers used direct method for their teaching. I found no teacher was using Grammar translation method. The teachers delivered their lesson in a communicative mode. They delivered their lesson using book only.

- **Lesson Management:**

The teachers managed their lesson tactfully. All the teachers organized their lesson in systematic order and utilized their time accordingly. They arranged their lesson in

such a way which ensured students engagement. They divided the lesson into several sections such as discussion, class work, comment, review, feedback etc. Their management of the lesson created a knowledge seeking attitude among the students.

- **Classroom Management:**

The classrooms are well decorated with posters and well designed. Classrooms were not confined. There was enough air and light in most of the classrooms. Classroom materials are: a white board, marker and duster. The students sat on the fixed benches in the classroom.

- **Use of Technology:**

The school provided their technological support in their auditorium only. I found a big projector and sound system in their auditorium. They gave auditorium requisition beforehand for their students whenever they needed any kind of technical support regarding their lesson. But no assistant was recruited to help out the teachers. Moreover, I found two computer labs in the school.

Self-Reflection Findings:

- **Lesson Preparation:**

I took satisfactory preparation for the classes. I diligently prepared myself with the provided checklist by my supervisor and noted down all her instructions. I made myself ready according to my supervisor's guidance. Also, I made lesson plans for each class. I tried to give my best effort in this part before going to class.

- **Lesson Delivery:**

I delivered my lessons to my students in many sorted ways. I highly emphasized on their understanding. I delivered my lesson in a communicative mode. I tried to create a friendly teaching atmosphere for my lesson delivery. I gave them a very charming warm up and motivation in every class to create a teaching friendly environment for my lesson delivery.

- **Lesson Management:**

I managed my lesson technologically. I arranged my lesson in such a way which ensured students' engagement. I divided the lesson into several sections such as, greetings, warm up, showing PowerPoint slide, showing video, discussion, class work, comment, review, feedback etc. I successfully created a knowledge seeking attitude among the students.

Chapter VIII

Recommendations:

I would like to make some recommendations for the overall improvement of the school and the teachers. The school is situated far away from the locality. Going to their school without transport facility is very difficult for any person. Fortunately, they have enough vehicles. But as all the roads are broken, I highly recommend that the school management committee must negotiate with the local Thana Parishad to improve the infrastructure of the roads adjacent to the school.

Besides, though all the teachers are highly educated and experienced, they should use technological support in their classes to ensure the students technologically advanced education. Showing video, cartoons, pictures, related to the lesson will be more beneficial for the students better understanding. Moreover, they should also emphasize on group work in the class. As the benches are not movable, it becomes impossible to rearrange the seats in the classroom for group work. The authority should rethink this matter. The School management committee can employ someone to maintain IT part, too.

I am extremely impressed by the school and its facilities. Still now there are very few schools that offer such facilities. So, I think that, by solving the above problems, the school will be more developed in future for young generations.

Chapter IX

Conclusion:

From my observation, for English language teaching Akij Foundation School and College is doing a wonderful job. I am extremely happy and blessed to be able to gain experience during my internship process. It has helped me a lot to learn many new things and opened a new door of future possibilities. The love and support the students and the teachers has given me, renewed my inspiration to be a teacher in future. I have learned a lot from them. I have learned to be more punctual, to organize a class in a systematic order, to conduct a class tactfully, to engage all the students with me and so many. I would also like to mention the school stuffs provided me every kind of support during my days in their school. I am very grateful to all my teachers of my life because without them I would not be able to finish this task.

Appendices

Appendix 1 – Lesson plan

Appendix 2 – Photograph

Appendix 3 – Class observation checklist

Appendix 4 – Certificate of Internship

Lesson Plan

Lesson Plan- 1

Akij Foundation School & College

Lesson Overview

Course	English 1 st paper
Teacher/Facilitator	Tabassum Binta Shams
Lesson Outcome	After students have studied the poem, students will be able to- <ol style="list-style-type: none">1. Learn the poem clearly.2. Get idea about the poet's biography3. Find out the literary devices and vocabularies.4. Write any kind of explanation from the poem.
Class	Class 7
Date	30.10.2019
Lesson Topic	The Lake Isle of Innisfree by W.B Yeats
Activity	Predicting the internal meaning of the poem, findings relevant vocabularies, detecting literary devices from the poem, question answer task regarding the poem.
Learning Resources	Text book, PowerPoint slide, video
Duration	45 minutes

Phases	Teacher's activity	Students' activity	Time
1	Teacher will warm up students by showing them a video and asking them to get the idea about the poem.	Students will watch the video and imagine about the place of the poem.	3 minutes
2	Teacher will revise the previous day lesson.	Students will listen and remember.	4 minutes

3	Teacher will provide them more information about the poet's biography in a PowerPoint slide.	Students will carefully watch all the slides and get idea about the poet's literary life.	5 minutes
4	Teacher will recite the poem with the students and detect some sound devices in the poem.	The students will recite with their teacher and detect more sound devices.	10 minutes
5	Teacher will ask students to find out the unknown vocabularies.	Students will find out the unknown vocabularies.	5 minutes
6	Teacher will ask them to revise the whole poem and summary.	Students will revise the poem and summary.	5 minutes
7	Teacher will ask students to write question-answer regarding the poem.	Students will attempt answer to the question.	5 minutes
8	The teacher will check their copies, give review about their copies and write down the diary.	Students will note down the topic of their homework.	5 minutes
9.	The teacher will ask for feedback from individual student.	The students will give their feedback to the teacher.	3 minutes

Lesson Plan-2

Akij Foundation School & College

Lesson Overview

Course	English 1 st paper
Teacher/Facilitator	Tabassum Binta Shams
Lesson Outcomes	After students have studied the lesson, they will be able to: 1. say about a country and its culture, religion and language population. 2. Use of new vocabulary. 3. Give practical examples.
Class	Class 9
Date	30.10.2019
Lesson Topic	'Sri Lanka: The Pearl of Indian Ocean'
Activity	Detecting new vocabularies, summarizing the lesson, question-answer task.
Duration	45 minutes

Phases	Teacher's activity	Students' activity	Time
1	Teacher will warm up students by showing them a video and asking them to learn information about Sri Lanka.	Student will watch the video and discussed with the teacher about the country.	5 minutes
2	Teacher will read out from the text with practical examples and vocabularies.	Students will listen and take notes.	15 minutes
3	Teacher will ask students to revise and tell about their problems related to the lesson.	Students will revise and tell their problems related to the lesson.	5 minutes
4	Teacher will take an MCQ test on vocabularies in speaking.	The students will perform their test.	3 minutes

5	The teacher will give them a writing task of question answer.	The students will write their answer in time.	8 minutes
6	The teacher will check all their copies and gave them number and comment.	The students will listen carefully to the teachers comment.	3 minutes
7	The teacher will show them another video and give them homework.	The students will watch the video.	3 minutes
8	The teacher will ask for feedback and check the diary.	The students will give feedback of the class to their teacher.	3 minutes

Lesson Plan-3

Akij Foundation School & College

Lesson Overview

Course	Islam and Moral Education
Teacher/Facilitator	Tabassum Binta Shams
Lesson Outcomes	After students have studied this lesson, they will be able to- 1. Answer the questions about the topic properly 2. Apply vocabulary and grammar precisely 3. Relate the lesson with practical examples
Class	Class 7
Date	30.10.2019
Lesson Topic	Chapter 4, lesson 6 'Amanat'
Activity	Detecting new vocabularies, summarizing the lesson, question-answer task.
Duration	45 minutes

Phases	Teacher's Activity	Students' Activity	Time
1	Teacher will warm up students by telling some quote related to the topic and will introduce herself.	Students will ask questions to teacher if they want to know something about her.	5 minutes
2	Teacher will teach students the lesson thoroughly with real life examples and vocabularies	Students will listen and take notes.	15 minutes
3	Teacher will tell students to revise the whole lesson.	Students will revise the lesson.	5 minutes

4	Teacher will give scope to students for asking questions about the lesson	Student will ask questions if they have any.	4 minutes
5	The teacher will give them a writing task of question answer.	The students will write their answer in time	10 minutes
6	The teacher will check all their copies and gave them comment.	The students will listen carefully to the teachers comment.	3 minutes
7	The teacher will ask for feedback and check the diary.	The students will give feedback of the class to their teacher.	3 minutes

DAY 1: About the school



Figure 1.1: Students are playing cricket



Figure 1.2: Students are practicing karate

DAY 1: About the school



Figure 1.3: School library



Figure 1.4: Students are gossiping

DAY 2: Class observation



Figure 2.1: The teacher after finishing her class (Class-1)



Figure 2.2: Teacher is observing students (Class-2)

DAY 2: Class observation



Figure 2.3: The teacher is discussing in the classClass-3)

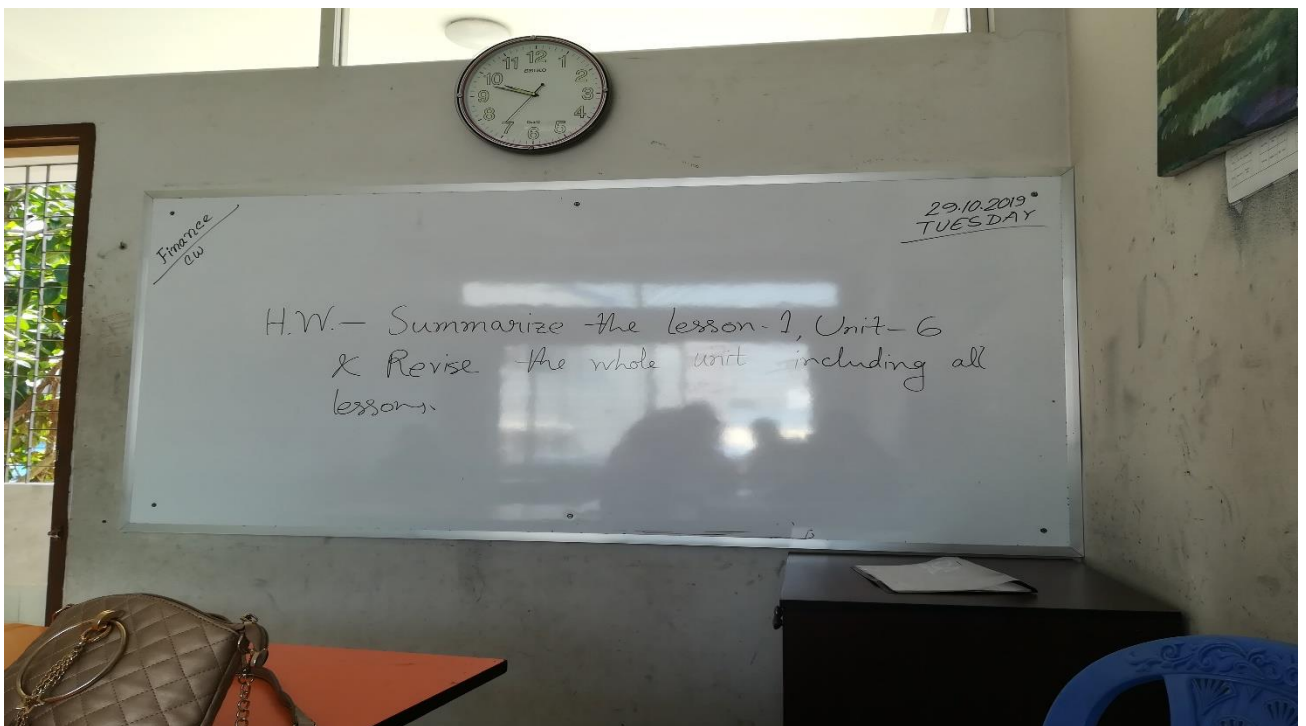


Figure 2.4: Teacher wrote down homework

DAY 3: Class Conduction



Figure 3.1: Students are reading (Class-1)



Figure 3.2: I am showing them a video (Class-2)

DAY 3: Class Conduction



Figure 3.3: Students are watching a video (Class-3)



Figure 3.4: I am giving instruction for group work (Class-1)

Daffodil International University
Department of English
Internship on “Scenario of English Language Teaching in a Bangladeshi School”
Checklist for Class Observation

School / College: Akij Foundation School and College

Teacher’s Name: Hazra Masud Class: 09 Section: BGST

No. of Students Present: 07 Course Title & Code: English 1st paper; code: 107

Room No: 46 Peer/Observer: Tabassum Binta Shams Date and Time: 29.10.19 (09-9:45)

Objectives of the lesson (as perceived):

- i. To be clear about the lesson entirely.
- ii. To use vocabulary and grammar precisely
- iii. To understand the lesson using practical examples appropriately.

Were the objectives achieved and to what extent (in your view)?

The class was very much effective because of the communicative mode between students and teacher. The teacher fruitfully discussed the lesson and emphasize on each and every vocabulary. The objectives were fulfilled and the students can relate themselves with practical examples regarding the topic.

S/N	Review Section	In what ways? (Specific examples/ clarifications)
1	SUBJECT MATTER CONTENT (shows good command and knowledge of subject matter; demonstrates breadth and depth of mastery; tries to develop a knowledge seeking behavior among students)	She had a very good command and in-depth knowledge regarding the subject as well as the topic. She covered the content of the lesson thoroughly and used a variety of examples. For instance; while she taught them about the country Nepal, she draws cultures and heritages of that country. There was a both sided learning environment in the classroom. Students frequently asked questions to their teacher regarding the topic and the teacher’s reply style was marvelous.

2	<p>ORGANIZATION (organizes subject matter; states clear objectives; emphasizes and summarizes main points, meets class at scheduled time, starts and finishes the lesson properly with an attractive warm up and a conclusive end- how the objectives of the lesson met/ what they have learned today)</p>	<p>The teacher brought a lesson plan in the classroom related to the topic. Though she was 7 minutes late for the class. She entered the class with a broad smile and then greet the students. The teacher was very friendly and motivated students in every way. For example: she emphasized on speaking English and told them “your intension for speaking English should be puff out from the surface of your heart. Until you realize the importance of speaking English, you can’t speak fluently”</p> <p>It was a revision class though the teacher summarizes main points again. She warms up the students when they were tired and engages each and every student in a communicative style. At the end of the class the teacher’s objective was fulfilled properly.</p>
3	<p>RAPPORT (holds interest of students; is respectful, fair, and impartial; provides feedback, encourages participation; interacts with students, shows enthusiasm, both teacher and students are ready for the class not only on subject matter but also in manner, etiquette and attitude)</p>	<p>The teacher holds the interest of the students during the whole class with enthusiasm. She was very friendly with her students. She dealt with good and bad students equally. For example; she explained again and again to a weak student about cultural heritage of Nepal. she checked CW copies instantly and provide feedback and comment.</p> <p>She took feedback about the class from every student at the end. She was always in a smiley face in the class.</p>
4	<p>TEACHING METHODS (uses relevant teaching methods, aids, materials, techniques, and technology; includes variety, balance, imagination, group involvement; encourages questions from students and responds with interest; is open to ideas; uses real life examples that are simple, clear, precise, and appropriate; stays focused on and meets stated objectives)</p>	<p>The teacher taught the students in direct method. She used book, marker and duster. There was no group discussion in the classroom as well as no technology was available there. The teacher used real life example about her own physical experience in Nepal. For example; she explained what is temple, and how Hindu people worship in Nepal. She also compared Nepal with our culture and religion for better understanding.</p> <p>The teacher was very welcoming and accepted new ideas of the students.</p>
5	<p>PRESENTATION (establishes classroom environment conducive to learning; ensures learners’</p>	<p>The teacher’s presentation style was stunning with a mild and moderate voice, accurate word choices. She made eye contact perfectly. She</p>

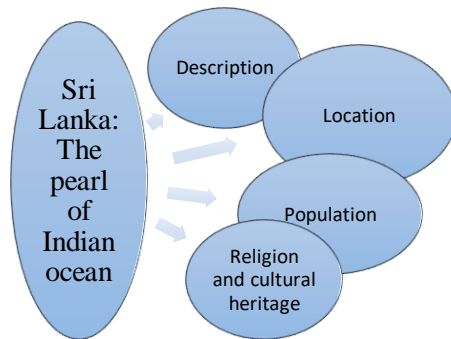
	interests, maintains eye contact; uses a clear voice, strong projection, proper enunciation, and standard English)	used standard English but some mistakes in pronunciation was found. The teacher successfully holds the interest of the students.
--	--	--

MANAGEMENT

Was the time spent properly?

The time was properly spent.

What were the main stages of the lesson? What tasks and activities did the teacher do during each stage? (Optional: Draw a diagram to show main stages of the lesson and time spent on each)



- Introduction: 3 minutes
- Previous lecture revision: 2 minutes
- Discussion: 15 minutes
- Class work: 5 minutes
- Checking home work: 5 minutes
- Feedback: 5 minutes
- Checking diary: 3 minutes

CRITICAL EVENT (If took place)

Was there any ‘critical event’ in the lesson? (a point where communication broke down and there was a confusion). How did the teacher handle the situation?

During the class a management body came in the classroom and asked about my presence in the class. Then the teacher provides him information about myself and also managed the situation and the students tactfully.

Strengths observed:

The teacher was strong enough to handle the class very precisely. She had an attractive voice and friendly behavior with smiley face. students were very comfortable with their teacher. Classrooms were not confined. A student representative available in every class He or she collects the CW + HW copies. In the classroom there was enough air and light. And the class room was decorated with different kind of posters. The teacher highly emphasized on speaking English in the school premises.

Suggestions for improvement:

The teacher should improve her pronunciation for standard English speaking. Another limitation is background noise. Some students were playing outside and making noise. It created disturbance in the attention of the students in the class.

Overall impression of teaching effectiveness:

To recapitulate, the whole class was very effective.

Daffodil International University
Department of English
Internship on “Scenario of English Language Teaching in a Bangladeshi School”
Checklist for Class Observation

School / College: Akij foundation school and college

Teacher’s Name: Suhel Kabir Class: 9 Section: Science

No. of Students Present: 18 Course Title & Code: Islam and Moral Education

Room No: 12 Peer/Observer: Tabassum Binta Shams Date and Time: 29.10.19 (11:30)

Objectives of the lesson (as perceived):

- i. To understand About the topic properly
- ii. To apply vocabulary and grammar precisely
- iii. To relate the lesson with practical examples appropriately.

Were the objectives achieved and to what extent (in your view)?

The discussion about the lesson was very fruitful. The students understood the lesson, properly. The teacher memorized the students about the difficult terms, relating with practical examples. He emphasizes on vocabulary and grammar regarding to the lesson.

Overall the objectives were achieved.

S/N	Review Section	In what ways? (Specific examples/ clarifications)
1	SUBJECT MATTER CONTENT (shows good command and knowledge of subject matter; demonstrates breadth and depth of mastery; tries to develop a knowledge seeking behavior among students)	The teacher showed very good command regarding the topic. The learning environment was very friendly. The students constantly ask questions to their teacher about the topic and the teachers reply style was very attractive. At first, he read out all the Arabic hadith and their meaning in both Arabic and Bangla language. Then he read out the full lesson thoroughly and used a huge number of examples related to our current life. After discussion he told the students to memorize it.

2	<p>ORGANIZATION (organizes subject matter; states clear objectives; emphasizes and summarizes main points, meets class at scheduled time, starts and finishes the lesson properly with an attractive warm up and a conclusive end-how the objectives of the lesson met/ what they have learned today)</p>	<p>The teacher started class directly with the discussion. He started the class at scheduled time and finished the lesson properly. During the discussion time the teacher was walking through the whole class and read out the lecture in a loud voice. The teacher made sure that each of his students understood the lesson. There was a one-sided learning environment in the classroom. After the discussion the teacher gave them five minutes time to read the lesson and then give them a CW. He checked the CW copies instantly. And reviewed them and give them feedback. Some students made mistakes for the first time but by practicing it again, and understood clearly. There were no warm-up activities in the class. The teacher couldn't engage every student in the class some students were gossiping while the teacher was taking the class. The teacher motivated the students very effectively. The attitude of the teacher was very friendly. At the end of the class. The teacher's objective was fulfilled.</p>
3	<p>RAPPORT (holds interest of students; is respectful, fair, and impartial; provides feedback, encourages participation; interacts with students, shows enthusiasm, both teacher and students are ready for the class not only on subject matter but also in manner, etiquette and attitude)</p>	<p>The teachers enthusiastic Behavior touched the students. The interpersonal relation between student and teacher was friendly. Some students were asking questions regarding the topic to the teacher and the teacher answered them properly. The teacher was very religious minded. Outside of the textbook he gave far more information's and advices about life. He dealt with bad students in a proper manner, for example a student was cheating while doing his CW the teacher didn't scold him rather advising all the students. After taking the CW copies he gave them diary and checked each and every diary.</p>
4	<p>TEACHING METHODS (uses relevant teaching methods, aids, materials, techniques, and technology; includes variety, balance, imagination, group involvement; encourages questions from students and responds with interest; is open to ideas; uses real life examples that are simple, clear, precise, and appropriate; stays focused on and meets stated objectives)</p>	<p>The teacher taught the students using book, marker and duster. There was no technology and group studies available in the classroom. Though the teacher used variety of examples regarding the topic. The voice of the teacher was very loud and clear. The teacher confined in the main point of the lesson.</p>
5	<p>PRESENTATION (establishes classroom environment conducive to learning; ensures learners' interests, maintains eye contact; uses a clear voice, strong projection, proper enunciation, and standard English)</p>	<p>The teacher's presentation style was very good. But he did not make any eye contact with his students. His use of Standard English is appropriate with a very good pronunciation. The teacher managed the time accurately.</p>

MANAGEMENT

Was the time spent properly?

The time was utilized properly.

What were the main stages of the lesson? What tasks and activities did the teacher do during each stage? (Optional: Draw a diagram to show main stages of the lesson and time spent on each)

- Discussion: 20 minutes
- Revision: 3 minutes
- Class work: 10 minutes
- Checking class work: 2 minutes
- Feedback: 5 minutes
- Checking home work: 2 minutes
- Checking diary: 3 minutes

CRITICAL EVENT (If took place)

Was there any 'critical event' in the lesson? (a point where communication broke down and there was a confusion). How did the teacher handle the situation?

Strengths observed:

The teacher is voice easy strength to make the students attentive in the classroom his loud voice. Make the students more attentive. Going outside during class time is strictly prohibited in the classroom.

Suggestions for improvement:

The teacher should be more tactful in terms of handling the students in the class environment. Outside noise disturbs the attention in the classroom.

Overall impression of teaching effectiveness:

The teacher tried his best to make the lesson clear.

Daffodil International University

Department of English

Internship on “Scenario of English Language Teaching in a Bangladeshi School”

Checklist for Class Observation

School / College: Akij foundation school and college

Teacher’s Name: Enamul Haque

Class: 7 Section: Asia

No. of Students Present: 22 Course Title & Code: English 1

Room No: 12 Peer/Observer: Tabassum Binta Shams Date and Time: 29.10.19 (12:45-01:30)

Objectives of the lesson (as perceived):

- i. To get a crystalline perception about the poem.
- ii. To identify the Sound devices regarding the poem
- iii. To know about the biography of the poet

Were the objectives achieved and to what extent (in your view)?

The objectives were achieved as the teacher was very enthusiastic and made his objectives clear to his students with fruitful discussion, physical example and proper encouragement. Overall the students enjoyed the class and understand the lesson properly.

S/N	Review Section	In what ways? (Specific examples/ clarifications)
1	SUBJECT MATTER CONTENT (shows good command and knowledge of subject matter; demonstrates breadth and depth of mastery; tries to develop a knowledge seeking behavior among students)	The teacher had great intelligence and wisdom regarding the subject and he made his students eager to know about the topic and understand the lesson properly. The students Perceive the zest of the lesson appropriately by the teachers in depth knowledge. He covered the overall content of the lesson with variety of examples; in real life also in imaginary life. There was a both sided learning environment in the classroom. The teacher was singing songs with students and the poem was read aloud by the teacher. Students also read the poem. The teacher provides each and every questions answers and inquiry of the students regarding the lesson topic. He successfully grew

		<p>knowledge seeking attitude in his in his students. And make the students inquisitive about literature. Students Accepted his lessons with a great enjoyment.</p>
2	<p>ORGANIZATION (organizes subject matter; states clear objectives; emphasizes and summarizes main points, meets class at scheduled time, starts and finishes the lesson properly with an attractive warm up and a conclusive end-how the objectives of the lesson met/ what they have learned today)</p>	<p>As it is a literature-based course, the teacher organizes the class in a very well manner. The teacher followed a very entertaining way and procedure to organize the lesson in the classroom. The teacher entered in the classroom in the scheduled time with a broad smile and gave Salam to his students.</p> <p>Before discussing about the main topic, the teacher started to sing a song which is related with the Poem. Then he gave the intro of the poem. And a fruitful discussion occurred with his Amazing gestures and eye contacts. He explained very well with a variety of examples Regarding the topic. For example, Different kind of songs and biography of the different kind of poets and many more real-life examples.</p> <p>All the students enjoyed the class very much. The teacher was extremely friendly and make the students eager to know more about literature and the poem. Students were not bored for one second in the classroom. At the end of the class the teacher’s objective was fulfilled appropriately.</p>
3	<p>RAPPORT (holds interest of students; is respectful, fair, and impartial; provides feedback, encourages participation; interacts with students, shows enthusiasm, both teacher and students are ready for the class not only on subject matter but also in manner, etiquette and attitude)</p>	<p>The teacher was extremely enthusiastic with great manner, attitude and etiquette. He built a very friendly relationship with his students. The teacher was always laughing and making gestures. He was very much creative person. He dealt with good students and bad students in the same way. He checked the CW copies and also bring the HW copies with him for further checking.</p>
4	<p>TEACHING METHODS (uses relevant teaching methods, aids, materials, techniques, and technology; includes variety, balance, imagination, group involvement; encourages questions from students and responds with interest; is open to ideas; uses real life examples that are simple, clear, precise, and appropriate; stays focused on and meets stated objectives)</p>	<p>The teacher teaches the student with the Blended method mostly depends on suggestopedia. There was no technology or PowerPoint slides or handout in the classroom. the teacher uses the books and a lot of real-life examples in his lesson.</p>

5	<p>PRESENTATION (establishes classroom environment conducive to learning; ensures learners' interests, maintains eye contact; uses a clear voice, strong projection, proper enunciation, and standard English)</p>	<p>The teacher was not rude at all. He accepted all the new ideas of the teachers. The voice of the teacher was very clear loud moderate and rhythmic. His presentation Style Catches the interest of the students. He made proper gestures with the lesson and with the poem. His recitation of the poem was very beautiful and attracts the student's attention. He uses a standard form of English with a appropriate pronunciation.</p>
---	---	---

MANAGEMENT

Was the time spent properly?
The time was properly spent.

What were the main stages of the lesson? What tasks and activities did the teacher do during each stage? (Optional: Draw a diagram to show main stages of the lesson and time spent on each)

```

graph LR
    A([The Lake Isle of Innisfre e]) --> B([Poet's biography])
    A --> C([Background of the poem])
    A --> D([Analysis of the poem])
    D --> E([Recitation of the poem])
  
```

- Greetings: 2 minutes
- Discussion: 30 minutes
- Checking home work: 5 minutes
- Feedback: 5 minutes
- Checking diary: 3 minutes

CRITICAL EVENT (If took place)

Was there any 'critical event' in the lesson? (a point where communication broke down and there was a confusion). How did the teacher handle the situation?

During the class time a small girl came who was looking for her sister. Her sister was in the class. The teacher saw the little girl and paused his lesson, said that oh, who came? Alien? Then everybody started laughing. Thus, he manages the situation.

Strengths observed:

The teacher is literature minded teacher. He loved his profession as well as literature. So, the recitation and class were very fruitful. The classroom size was big. And there was a huge number of students in the classroom.

Suggestions for improvement:

The teacher should give them more group works and use technologies to provide more information about literature and the poem and about the Poet.

Overall impression of teaching effectiveness:

The teacher delivers a wonderful effort to made his students understandable about the lesson.

Hafiz (HM)
30.10.19

Daffodil International University
Department of English
Internship on "Scenario of English Language Teaching in a Bangladeshi School"
Checklist for Class Observation

School / College: Akij Foundation School and College
 Teacher's Name: Talassum Binte Shams Class: IX Section: BGST
 No. of Students Present: 06 Course Title & Code: ^{Title:} English 1st Paper, Code: 107
 Room No: 46 Peer/Observer: Hazra Marud (HM) Date and Time: 30.10.19 &
9-9:45 a.m.

Objectives of the lesson (as perceived):

- i. to be clear about the subject matter.
- ii. to get proper or genuine information about the topic.
- iii. to emphasize on the storage of vocabulary.

Were the objectives achieved and to what extent (in your view)?

The inner scene of the topic had been visualized through laptop which strengthens the students to get the inner meaning or concept. The class was very much active, delightful and effective through variable discussion, question-answer procedure, asking vocabulary, doing written works and giving H.W.

S/N	Review Section	In what ways? (Specific examples/ clarifications)
1	SUBJECT MATTER CONTENT (shows good command and knowledge of subject matter; demonstrates breadth and depth of mastery; tries to develop a knowledge seeking behavior among students)	Nice approach with wonderful presentation which makes the students more interested.
2	ORGANIZATION (organizes subject matter; states clear objectives; emphasizes and summarizes main points, meets class at scheduled time, starts and finishes the lesson properly with an attractive warm up and a conclusive end-how the objectives of the lesson met/ what they have learned today)	provides clear contents to make an elaborate discussion and arrangements are very fair and relevant.
3	RAPPORT (holds interest of students; is respectful, fair, and impartial; provides feedback, encourages participation; interacts with students, shows enthusiasm, both teacher and students are ready for the class not only on subject matter)	Interaction between the teacher and students is very active, fruitful and delightful.


	but also in manner, etiquette and attitude)	
4	TEACHING METHODS (uses relevant teaching methods, aids, materials, techniques, and technology; includes variety, balance, imagination, group involvement; encourages questions from students and responds with interest; is open to ideas; uses real life examples that are simple, clear, precise, and appropriate; stays focused on and meets stated objectives)	First of all, uses laptop which is very authentic and conducive to their study and also ^{uses} other useful articles in regard of the academic purpose.
5	PRESENTATION (establishes classroom environment conducive to learning; ensures learners' interests, maintains eye contact; uses a clear voice, strong projection, proper enunciation, and standard English)	Free and fair-spoken and ^{proper} eye-contact are held which frequently draws the attention of the students.

MANAGEMENT

Was the time spent properly?

Time was utilized accurately upto ^{the} allocated moment.

What were the main stages of the lesson? What tasks and activities did the teacher do during each stage? (Optional: Draw a diagram to show main stages of the lesson and time spent on each)



Teacher shows lively through projector making posture gestures regarding the issue and give through detailed description using ^{synonyms}

CRITICAL EVENT (If took place)

Was there any 'critical event' in the lesson? (a point where communication broke down and there was a confusion). How did the teacher handle the situation?

Confusion raises up with the word 'Colonialism'. The teacher defines it clearly with a smiling face.

Strengths observed:

Full energy, enthusiasm were shown.

Suggestions for improvement:

Voice was fair and audible, but should make it more bold to make more spontaneous environment.

Overall impression of teaching effectiveness:

At last, summing up the whole discussion was very effective.

Suhel Kabir
30.10.2019

Suhel Kabir (SK)

Daffodil International University
Department of English
Internship on "Scenario of English Language Teaching in a Bangladeshi School"
Checklist for Class Observation

School / College: Akij Foundation School & College
Teacher's Name: Tabassum Binte Shams Class: IX Section: Science
No. of Students Present: 20 Course Title & Code: Islam and Moral Education (111)
Room No: 12 Peer/Observer: Suhel Kabir (SK) Date and Time: 30.10.2019
(11:35 am - 12:20 pm)

Objectives of the lesson (as perceived):

- i. To make clear the lesson properly.
- ii. To apply some practical examples on this topic.
- iii. Using Board properly for vocabulary and others.

Were the objectives achieved and to what extent (in your view)?

Discussion on the lesson was fruitful. Examples of that topic was applied. The communication between students and teacher was good. But it is needed to use the Board in proper way like writing date and others.

S/N	Review Section	In what ways? (Specific examples/ clarifications)
1	SUBJECT MATTER CONTENT (shows good command and knowledge of subject matter; demonstrates breadth and depth of mastery; tries to develop a knowledge seeking behavior among students)	Presentation was very beautiful while makes the students attentive.
2	ORGANIZATION (organizes subject matter; states clear objectives; emphasizes and summarizes main points, meets class at scheduled time, starts and finishes the lesson properly with an attractive warm up and a conclusive end-how the objectives of the lesson met/ what they have learned today)	Arrangements of the students was fair and class participation of students was wonderful.
3	RAPPORT (holds interest of students; is respectful, fair, and impartial; provides feedback, encourages participation; interacts with students, shows enthusiasm, both teacher and students are ready for the class not only on subject matter)	Students were very attentive and asking questions and giving answer was delightful.

	but also in manner, etiquette and attitude)	
4	TEACHING METHODS (uses relevant teaching methods, aids, materials, techniques, and technology; includes variety, balance, imagination, group involvement; encourages questions from students and responds with interest; is open to ideas; uses real life examples that are simple, clear, precise, and appropriate; stays focused on and meets stated objectives)	At first she started her class with a very good introduction on that lesson then she went to the main topic.
5	PRESENTATION (establishes classroom environment conducive to learning; ensures learners' interests, maintains eye contact; uses a clear voice, strong projection, proper enunciation, and standard English)	Maintaining eye contact was proper and she spoke in the classroom with loud voice.

MANAGEMENT

Was the time spent properly?	The class time was utilized in reading, discussion and writing questions answers.
What were the main stages of the lesson? What tasks and activities did the teacher do during each stage? (Optional: Draw a diagram to show main stages of the lesson and time spent on each)	<p style="text-align: center;"> <u>Ch-4, Akhlaq</u> ↓ <u>Akhlaq-i-Hamidah</u> ↓ Amanat </p>

CRITICAL EVENT (If took place)

Was there any 'critical event' in the lesson? (a point where communication broke down and there was a confusion). How did the teacher handle the situation?

Students did not understand some word meanings and teacher told the word meanings very attentively.

Strengths observed:

She was full energetic to control her class.

Suggestions for improvement:

Should use the Board properly.

Overall impression of teaching effectiveness:

At last class performance was very effective.

30/10/19

Daffodil International University
Department of English
Internship on "Scenario of English Language Teaching in a Bangladeshi School"
Checklist for Class Observation

School / College: _____
Teacher's Name: Tabassum Binta Shams Enamul Haque Class: VII Section: Asia
No. of Students Present: _____ Course Title & Code: _____
Room No: _____ Peer/Observer: Enamul Haque Date and Time: _____

Objectives of the lesson (as perceived):

- i.
- ii.
- iii.

Were the objectives achieved and to what extent (in your view)?

S/N	Review Section	In what ways? (Specific examples/ clarifications)
1	SUBJECT MATTER CONTENT (shows good command and knowledge of subject matter; demonstrates breadth and depth of mastery; tries to develop a knowledge seeking behavior among students)	Analytical, easy going presentation.
2	ORGANIZATION (organizes subject matter; states clear objectives; emphasizes and summarizes main points, meets class at scheduled time, starts and finishes the lesson properly with an attractive warm up and a conclusive end-how the objectives of the lesson met/ what they have learned today)	Connected to the content, well-organised except few visible issues. (Abruptness in using using Teaching aid)
3	RAPPORT (holds interest of students; is respectful, fair, and impartial; provides feedback, encourages participation; interacts with students, shows enthusiasm, both teacher and students are ready for the class not only on subject matter)	Things are done accordingly, Rhythmic, attitude connected to the students, evaluation vibrantly.

	but also in manner, etiquette and attitude)	
4	TEACHING METHODS (uses relevant teaching methods, aids, materials, techniques, and technology; includes variety, balance, imagination, group involvement; encourages questions from students and responds with interest; is open to ideas; uses real life examples that are simple, clear, precise, and appropriate; stays focused on and meets stated objectives)	Balanced, individual techniques applied, regular approaches.
5	PRESENTATION (establishes classroom environment conducive to learning; ensures learners' interests, maintains eye contact; uses a clear voice, strong projection, proper enunciation, and standard English)	Lively vocal sound. eye-contact. flow of sentences are average.

MANAGEMENT

Was the time spent properly?

What were the main stages of the lesson? What tasks and activities did the teacher do during each stage? (Optional: Draw a diagram to show main stages of the lesson and time spent on each)

CRITICAL EVENT (If took place)

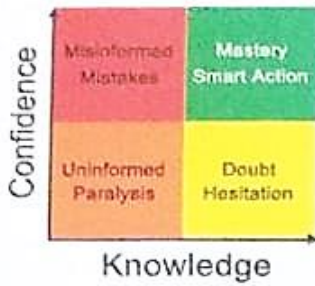
Was there any 'critical event' in the lesson? (a point where communication broke down and there was a confusion). How did the teacher handle the situation?

Strengths observed:

Suggestions for improvement:

Using technical words to focus the ideas and thoughts.

Overall impression of teaching effectiveness:



Akij
Foundation
School & College
Education for humanity

EIIN: 136318

College Code: 1223

Block No. B, Road No. 2, Dhorangartek, Ranavola

Adjacent to Sector 10, Uttara, Dhaka 1230

Cell: 01746986622, 01722766084

Email: afdhaka@gmail.com Web: www.akijfoundation.com

30 October, 2019

Observation and Recommendation Letter

This is to certify that Tabassum Binte Shams, ID 162-10-409 is a student of BA (Honors) in English at Daffodil International University, attended six different classes in two days at Akij Foundation School and college. She also was given chance to take the classes and subject teachers observed her classes. She demonstrated a very good class presentation.

During her stay here, I always found her punctual, enthusiastic and hardworking.

Wish her every success in life and career.

Yours sincerely

Coordinator
Akij Foundation School & College

ORIGINALITY REPORT

3%

SIMILARITY INDEX

3%

INTERNET SOURCES

0%

PUBLICATIONS

%

STUDENT PAPERS

PRIMARY SOURCES

1	dspace.daffodilvarsity.edu.bd:8080 Internet Source	1%
2	www.slideshare.net Internet Source	1%
3	documents.mx Internet Source	<1%
4	akijfoundation.com Internet Source	<1%
5	www.researchgate.net Internet Source	<1%
6	hdl.handle.net Internet Source	<1%
7	forum.daffodilvarsity.edu.bd Internet Source	<1%
8	teraweb.org Internet Source	<1%