

HUMAN INFORMATION CLASSIFICATION ASSISTANT [FELLOWIO]

BY

MD.ISRAFEEL

ID: 141-15-3102

This Report Presented in Partial Fulfillment of the Requirements for the Degree of
Bachelor of Science in Computer Science and Engineering

Supervised By

Prof. Dr. Syed Akhter Hossain

Head of Department

Department of CSE

Daffodil International University

Co-Supervised By

Majidur Rahman

Lecturer

Department of CSE

Daffodil International University



DAFFODIL INTERNATIONAL UNIVERSITY

DHAKA, BANGLADESH

NOVEMBER 2019

APPROVAL

This Project titled “**Human information classification assistant [FellowIO]**”, submitted by Name: Md. Israfeel, ID No: 141-15-3102 to the Department of Computer Science and Engineering, Daffodil International University has been accepted as satisfactory for the partial fulfillment of the requirements for the degree of B.Sc. in Computer Science and Engineering and approved as to its style and contents. The presentation has been held on 07-12-2019.


BOARD OF EXAMINERS



Dr. Syed Akhter Hossain

Chairman

Professor and Head of Department
Department of Computer Science & Engineering
Faculty of Science & Information Technology
Daffodil International University



Md. Zahid Hasan

Internal Examiner

Assistant Professor
Department of Computer Science and Engineering
Faculty of Science & Information Technology
Daffodil International University



Sadekur Rahman

Internal Examiner

Assistant Professor
Department of Computer Science and Engineering
Faculty of Science & Information Technology
Daffodil International University



Dr. Dewan Md. Farid

External Examiner

Associate Professor
Department of Computer Science and Engineering
United International University

DECLARATION

We hereby declare, this project has been done under the supervision of Prof. Dr. Syed Akhter Hossain, Head of Department, Department of CSE, and Daffodil International University. We also declare that neither this thesis nor any part of this thesis has been submitted elsewhere for award of any degree or diploma.

Supervised by:



Prof. Dr. Syed Akhter Hossain

Head of Department

Department of CSE

Daffodil International University

Co-Supervised by:



Mr. Majidur Rahman

Lecturer

Department of CSE

Daffodil International University

Submitted by:



Md. Israfeel

ID: 141-15-3102

Department of CSE

Daffodil International University

ACKNOWLEDGEMENT

First we express our heartiest thanks and gratefulness to almighty God for his divine blessing makes us possible to complete the final year thesis successfully. We really grateful and wish our profound our indebtedness to **Prof. Dr. Syed Akhter Hossain**, Head of Department, Department of CSE, Daffodil International University, Dhaka, Bangladesh.

Deep Knowledge & keen interest of our supervisor in the field of “Artificial Intelligence (AI)” to carry out this project. Her endless patience, scholarly guidance, continual encouragement, constant and energetic supervision, constructive criticism, valuable advice, reading many inferior drafts and correcting them at all stage have made it possible to complete this project.

We would like to express our heartiest gratitude to Prof. Dr. Syed Akhter Hossain, Professor and Head, Department of CSE, for his kind help to finish our project and to other faculty member and the staff of CSE department of Daffodil International University.

We would like to thank our entire course mates in Daffodil International University, who took part in this discussion while completing the course work.

Finally, we must acknowledge with due respect the constant support and patients of our parents.

ABSTRACT

Our project titled “Human information classification assistant [FellowIO]”. In our project, Information will be organized, preserved and presented in various subjects, topics and categories with the help of Human and Computer Program. The information will be secure, protected but also shared, reviewed and rated as necessary. Through this system, accurate and up-to-date information will be made available to everyone around the world. This system will help everyone preserve and access important information about their Social Media Connections, Education, Professional life, Religion, Email, Phone book, Family, Financial data, Websites etc. This project will help organize all these aspects of a person’s life in one place. Currently available technologies such as Google, Facebook, YouTube etc. does not offer a coherent and effective process for storing, organizing and finding this information. It often takes a long time to locate and identify the accurate information. Often search results are inaccurate and lacks a reliable method to verify authenticity and accuracy. There is also no reliable system to store and organize these information.

TABLE OF CONTENTS

CONTENTS	PAGE NO
Approval	i
Declaration	ii
Acknowledgement	iii
Abstract	iv
Table of content	v, vi
List of figures	vii
CHAPTERS	
CHAPTER 1: INTRODUCTION	1-4
1.1 Introduction	1
1.2 Motivation	2
1.3 Objective	2-3
1.4 Expected Outcome	3
1.5 Report Layout	3-4
CHAPTER 2: BACKGROUND STUDY	5-11
2.1 Introduction	5
2.2 Related Works	6
2.3 Comparative Studies	9
2.4 Research Summary	10
2.5 The Scope of the Problem	10-11
2.6 Challenges	11

CHAPTER 3: RESEARCH & METHODOLOGY	12-19
3.1 Introduction	12
3.2 Selection of Platform	12
3.3 Methods and Steps	13-20
CHAPTER 4: REQUIRMENT SPECIFICATION	20-25
4.1 Context Diagram	20
4.2 Business Process Modeling	20
4.3 Use Case Modeling	21-25
4.4 Logical Data Model	25
CHAPTER 5: IMPLEMENTATION OF HARDWARE AND SOFTWARE	26-47
5.1 Introduction	26
5.2 Hardware Configuration	26-27
5.3 Software Development	28-39
5.4 Project Interface	40-47
CHAPTER 6: DISCUSION AND CONCLUSION	48
6.1 Discussion and Conclusion	48
6.2 Scope for Further Developments	48
REFERENCES	48
APPENDIX	49
PLAGIARISM REPORT	50

LIST OF FIGURES

FIGURES		PAGE NO
Figure 1.1	The overview diagram of FellowIO	1
Figure 1.3	The basic diagram of FellowIO	3
Figure 2.1	The platform diagram of FellowIO	5
Figure 2.2.1	Facebook structure page	6
Figure 2.2.2	YouTube structure page	7
Figure 2.2.3	GitHub structure page	8
Figure 2.2.4	Stack overflow structure page	9
Figure 2.4	Main content classify diagram of FellowIO	10
Figure 3.1	Content classify diagram of FellowIO	12
Figure 3.2	Project platform diagram of FellowIO	13
Figure 3.3.1	Algorithm ML basic diagram	14
Figure 3.3.1	OCR basic diagram	15
Figure 3.3.2	Page classify diagram of FellowIO	16
Figure 3.3.3	Section classify diagram of FellowIO	17
Figure 3.3.4	Category classify diagram of FellowIO	18
Figure 3.3.5	People uses daily IT statistical analysis	19
Figure 4.1	Context diagram of FellowIO	20
Figure 4.2	BPM diagram of FellowIO	20
Figure 4.3	Use case diagram of FellowIO	21
Figure 4.4	Logical Database diagram of FellowIO	25
Figure 5.2	Database Diagram of FellowIO	26
Figure 5.2.1	Data Center Server Setup of FellowIO	27
Figure 5.2.3	Mobile Apps Section of FellowIO	28
Figure 5.2.3	Development Section of FellowIO	29
Figure 5.3.7	User Interface Section	40
Figure 6.4	Final overview of FellowIO	49

CHAPTER 1

Introduction

1.1 Introduction

The purpose of this Project is the Social Education networking platform for any People. Fellow IO, originally a network for people that makes easy to connect and share with everyone likes friends, family, colleagues, teachers or employer. Mainly, Fellow IO is a Social networking platform, it makes simple to share text messages, photographs, videos, post links of news etc.

Like Facebook or Twitter all other sites has same features like Fellow IO, but what make Fellow IO different from other traditional social networks? Well in Fellow IO, people can store anything like their private note, contact information's, passwords, bookmarks etc. with high security. Fellow IO has developed strongest encrypted pattern for their customer's.



Figure 1.1: The Overview Diagram of FellowIO

Also, Fellow IO users can makes own environment of their choices. Users has full freedom to control and follow the topics according to their preferences. Suppose, if an individual user decided to follow Religion, Sports, Entrepreneurship etc. so he/she just need to go the topic pages and clicked on follow button to get notified of all latest updates of that topics in future.

1.2 Motivation

It is not possible for human being to remember every bit of information. It is also not possible to remember to where and when every piece of valuable information was saved.

For example: it is often necessary to remember whether a particular information was stored in Email, Facebook or in a local device. Even if the information is found and located, it may not be in a media or system that allows sharing. Without the ability to share the information, it is not possible to rate, review and thereby verify the authenticity and accuracy of the information. Current valuation of the information becomes a challenge, and without sharing, it does not benefit others either

This is why I have spent the last 5 years researching and developing the model of this project.

A huge amount information is involved in our day-to-day life, and with this project, I am hoping to provide a proper management system for these information

1.3 Objective

Information will be organized, preserved and presented in various subjects, topics and categories with the help of Human and Computer Program. The information will be secure, protected but also shared, reviewed and rated as necessary. Through this system, accurate and up-to-date information will be made available to everyone around the world.

This system will help everyone preserve and access important information about their Social Media Connections, Education, Professional life, Religion, Email, Phone book, Family, Financial data, Websites etc. This project will help organize all these aspects of a person's life in one place.

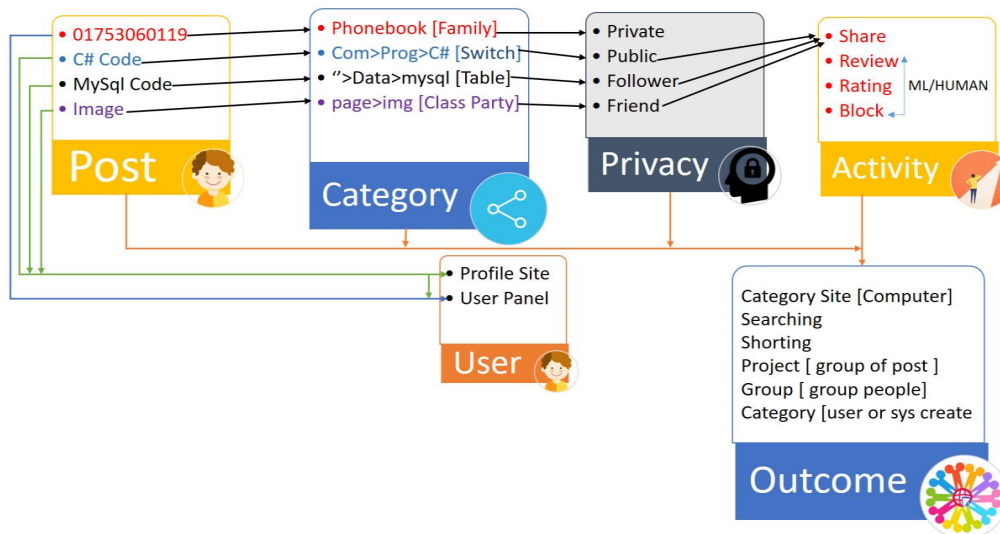


Figure 1.3: Basic Diagram of FellowIO

Currently available technologies such as Google, Facebook, YouTube etc. does not offer a coherent and effective process for storing, organizing and finding these information. It often takes a long time to locate and identify the accurate information. Often search results are inaccurate and lacks a reliable method to verify authenticity and accuracy. There is also no reliable system to store and organize these information.

1.4 Expected Outcome

This technology will allow people to store, organize and find their important information on various categories and about different aspects of their lives. It will be easy to find a piece of information when needed. Sharing will help improve the quality of information and in turn, quality information will benefit the user base of this system

1.5 Report Layout

Chapter 1: Introduction

We introduce our project. We also describe the reason why we select this project. This chapter also contains the objectives, expected outcome that means the aspect of our project and report layout.

Chapter 2: Background

We discussed the background of our Project. We describe the related works, comparative study that means compare our system with another related project. Here also discuss the faces problems and challenges.

Chapter 3: Requirements Specification

In chapter 3 we discuss the flow of our project. Our system develop based on this this flow. Here contain business process model (BPM), requirement collect and analysis, use case model with details, logical data model layout and design requirements.

Chapter 4: Design and Methodology

We show the front deign and back end design of our project. In this chapter also discuss interaction design and users experiences. We also describe requirement for implementation.

Chapter 5: Implementation of Hardware and Software

In this chapter we describe follow up the implementations of Sql Server database. Here we show how the Project looks and front-end design. We express the relationships between different components.

Chapter 6: Conclusion and Future Scope

In the last chapter, we show the summary of our system and discuss about my plan. Describe how we can development our project in future.

CHAPTER 2

Background Study

2.1 Introduction

This technology will allow people to store, organize and find their important information on various categories and about different aspects of their lives. It will be easy to find a piece of information when needed. Sharing will help improve the quality of information and in turn, quality information will benefit the user base of this system.

Categories associated with every aspect of human life will be created in this system. Business Model & Algorithm has been designed with careful consideration of every aspect of the system. This Algorithm allows for easy organization and storage of information in various category. It will also allow share, comment, rate & review of these information under user's profile. These features will be available on Web, Desktop, Mobile App, API and Assistant Device etc.



Figure 2.1: The Platform Diagram of FellowIO

2.2 Related Works

We are Looking at educations institutions adapting this development in their project and rely on group data and mechanisms to improve human life and human essay use Technology.

The usage, of social networking in education, gives the student the efficiency to get more useful effective data, to associate with learning members and other educational Projects that Create education opportune.

2.2.1 Facebook

Facebook is a social network project and website, which was launched in Feb 2004 by former-Harvard students of psychology, Zuckerberg, and his college roommate and fellow students Eduardo Saver in, Dustin Moskovitz and Chris Hughes. Mark Zuckerberg ran Facebook as one of his hobby projects with some financial help from Eduardo Saver in. [1]

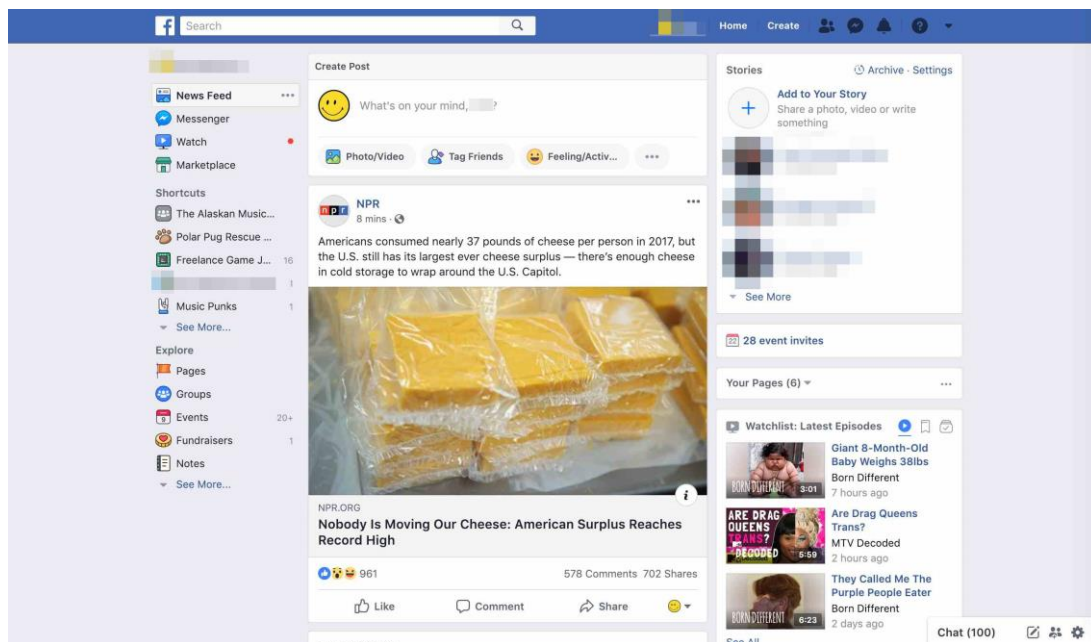


Figure 2.2.1: The Facebook structure page

2.2.2 YouTube

YouTube is a video platform designed to publish the video. All most every people around the worldwide have created a page on YouTube that admitted them to user upload videos and status post that other people can watch. Every second of every hour, more than 40 hours of video and post is uploaded to YouTube and this world most popular.

When YouTube started in 2005, YouTube was aimed for Users to upload post and share and private main video data. [2]

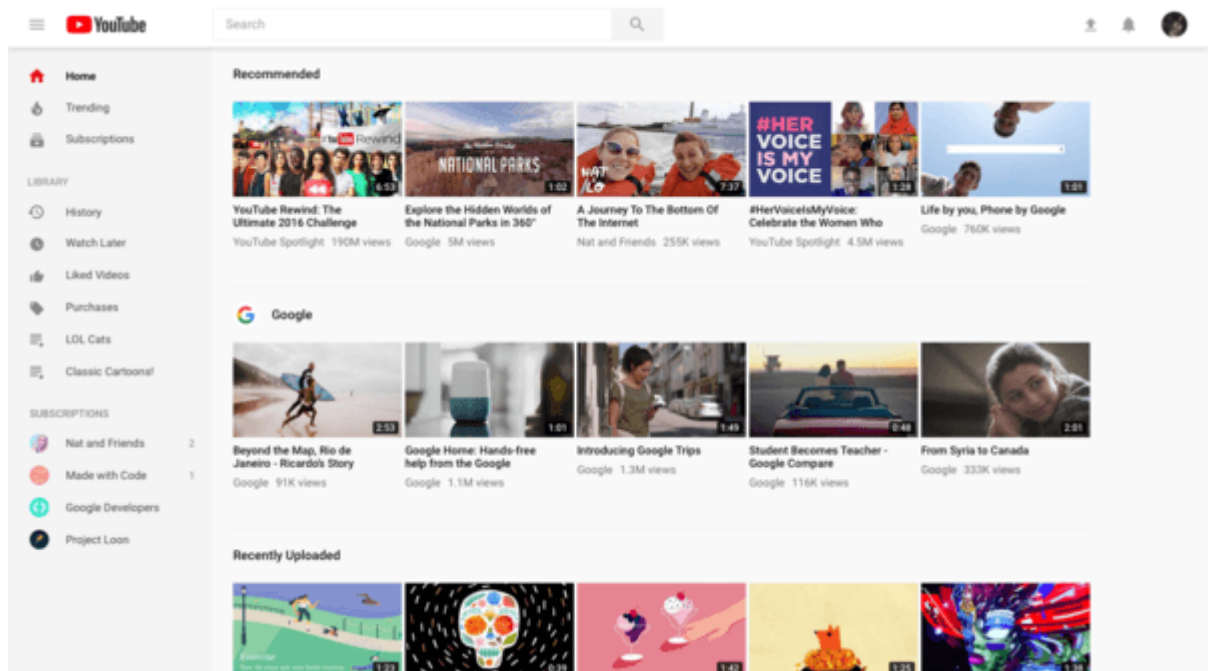


Figure 2.2.1: The YouTube structure page

2.2.3 Git Hub

GitHub technology is a project version web-based control and help platform for IT developers. Microsoft Corporation, the maximum individual contributor to GitHub Company, the induced achievement of GitHub Company for \$7.5 billion dollars in 2018.

GitHub Company, which is delivered, freed, exempted, rescued, released by a software-as-a-service (SaaS) business process model, it was started in June 2008 and was created on Git, an open-source code management project developed by Linus Torvalds to make software builds faster. [3]

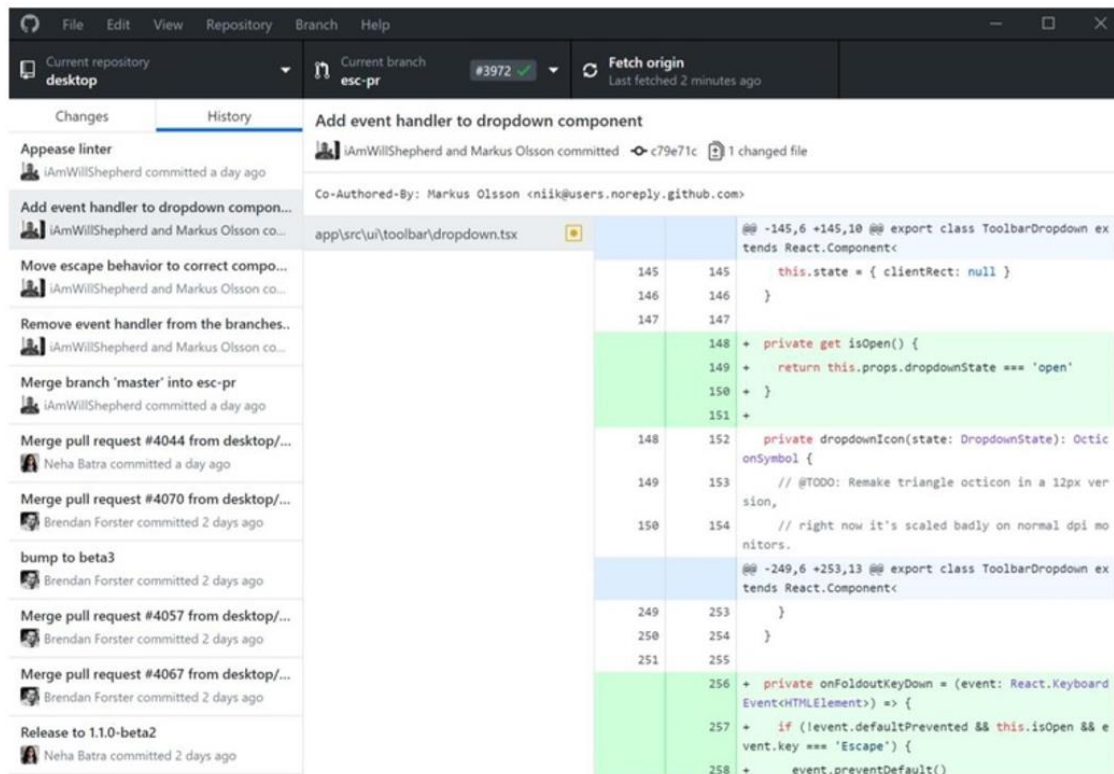


Figure 2.2.3: GitHub structure page

2.2.4 Stack Overflow

Stack Overflow is web-based knowledge sharing and answer and question in the online community platform. Stack Overflow Developed in 2008, Stack Overflow is the topmost belief online users for anyone people that topic to learn, post share their education knowledge, and make their profession.

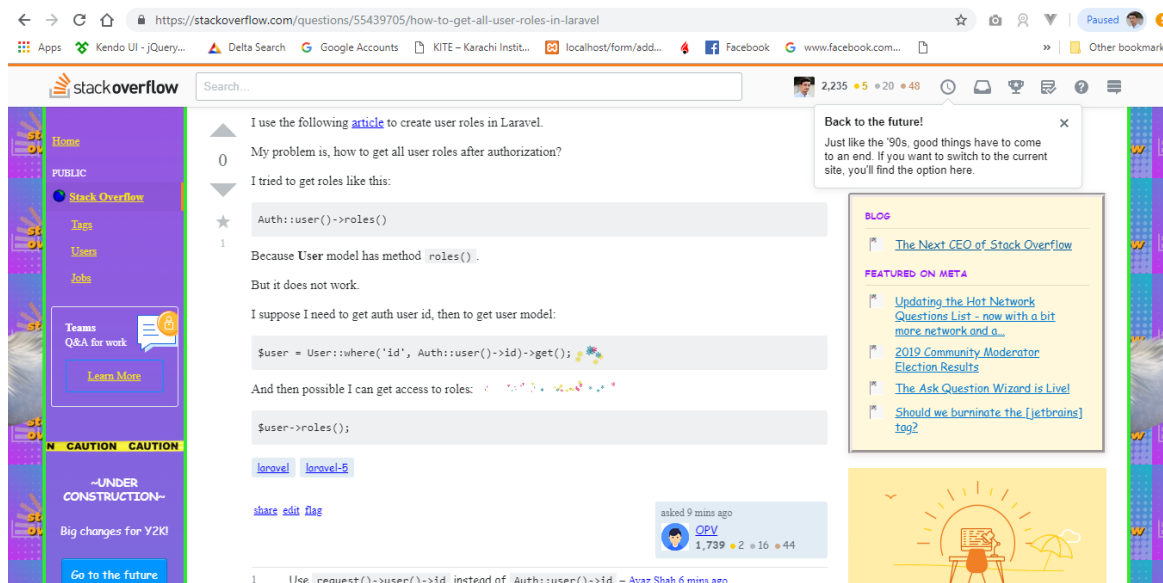


Figure 2.2.4: The Stack Overflow structure page

Around 60 million unique people visit Stack Overflow every month to support solved code problems, user new skills and find career opportunities. [4]

2.3 Comparative Studies

This system will help everyone preserve and access important information about their Social Media Connections, Education, Professional life, Religion, Email, Phone book, Family, Financial data, Websites etc. This project will help organize all these aspects of a person's life in one place.

Currently available technologies such as Google, Facebook, YouTube etc. does not offer a coherent and effective process for storing, organizing and finding these information. It often takes a long time to locate and identify the accurate information. Often search results are inaccurate and lacks a reliable method to verify authenticity and accuracy. There is also no reliable system to store and organize these information.

2.4 Research Summary

This technology will allow people to store, organize and find their important information on various categories and about different aspects of their lives. It will be easy to find a piece of information when needed. Sharing will help improve the quality of information and in turn, quality information will benefit the user base of this system.

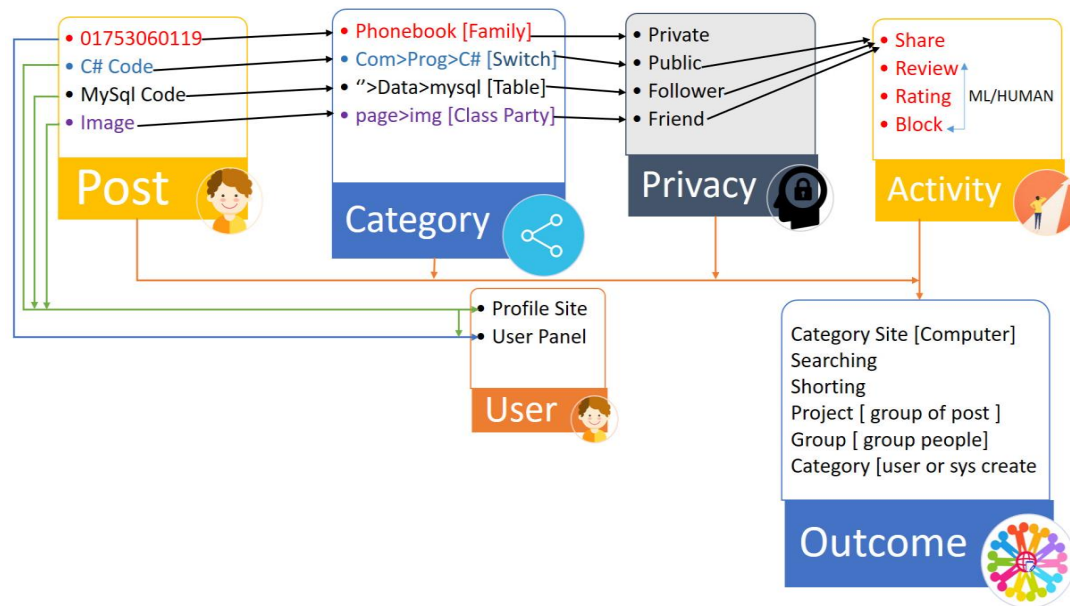


Figure 2.4: Main Content Classify Diagram of FellowIO

2.4 Scope of the Problem

This technology will allow people to store, organize and find their important information on various categories and about different aspects of their lives. It will be easy to find a piece of information when needed. Sharing will help improve the quality of information and in turn, quality information will benefit the user base of this system.

The entire process of capturing images is implemented, even though the image is inserted as input and the implementation of the function can be true to a non-professional user who has no knowledge about this type of system. But it is a proposed framework whose main purpose includes the main idea of how to process data properly and the right steps about how algorithms should be applied.

This system can be applied to any type of platform as it is necessary. Using this technique, it is possible to readily develop mobile apps, online web applications and API to reach local individuals.

- This project provides people to create different types of page and a profile like social, business, personal, computer, professional page.
- This project provides people to send a lopping message, video, picture, and files to there and some friends. Users can keep up the scrapbook some scraps he has to send to people.
- The project provides users to upload to account the photos and videos so that people can maintain self-albums.
- This project provides the user to enter the people following their continuity.
- This project provides the people to keep up their friend's catalog and the user can edit their friend's list.
- This project provides people to send an invitation to other friends and can sum up to their friend's list for the future.

2.5 Challenges

Information will be organized, preserved and presented in various subjects, topics and categories with the help of Human and Computer Program. The information will be secure, protected but also shared, reviewed and rated as necessary.

Through this system, accurate and up-to-date information will be made available to everyone around the world. Categories associated with every aspect of human life will be created in this system. Business Model & Algorithm has been designed with careful consideration of every aspect of the system. This Algorithm allows for easy organization and storage of information in various category. It will also allow share, comment, rate & review of these information under user's profile. These features will be available on Web, Desktop, Mobile App, API and Assistant Device etc.

CHAPTER 3

Research Methodology

3.1 Introduction

Categories associated with every aspect of human life will be created in this system. Business Model & Algorithm has been designed with careful consideration of every aspect of the system.

This Algorithm allows for easy organization and storage of information in various category.

It will also allow share, comment, rate & review of these information under user's profile. These features will be available on Web, Desktop, Mobile App, API and Assistant Device etc.

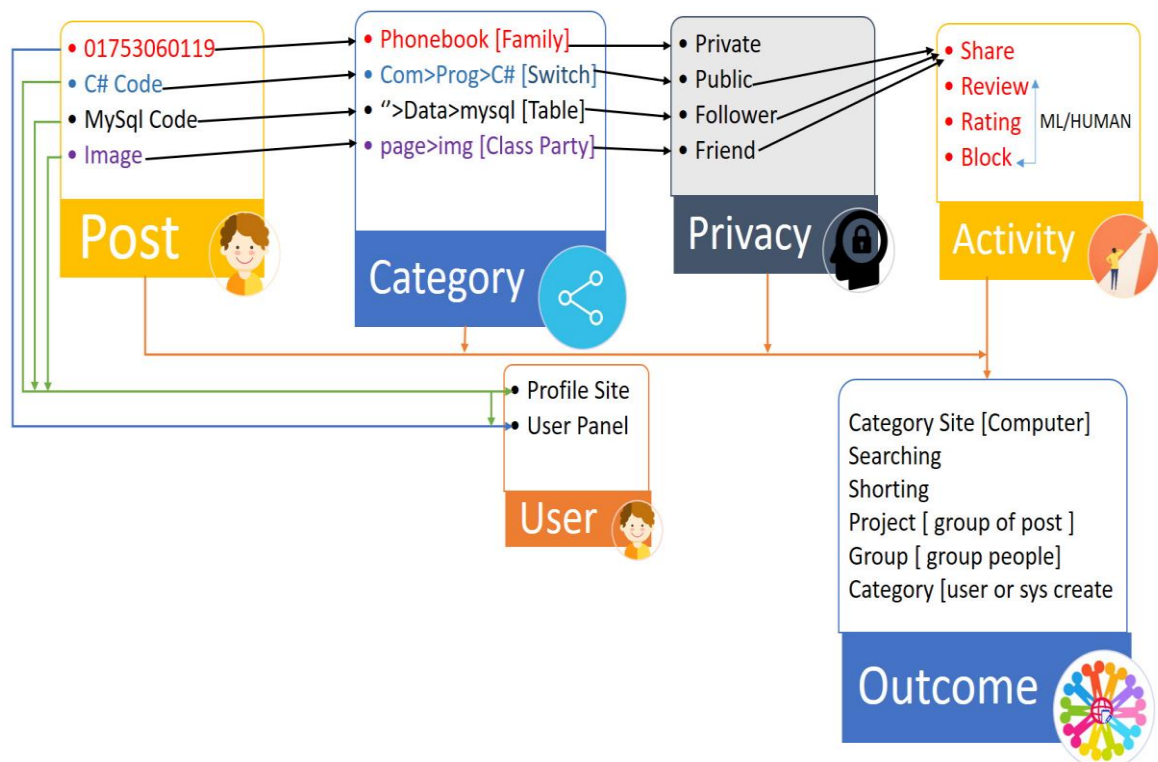


Figure 3.1: Content Classify Diagram of FellowIO

3.2 Selection of Platform

- 3.1.1 Website
- 3.1.2 Mobile Apps
- 3.1.3 Desktop
- 3.1.4 API

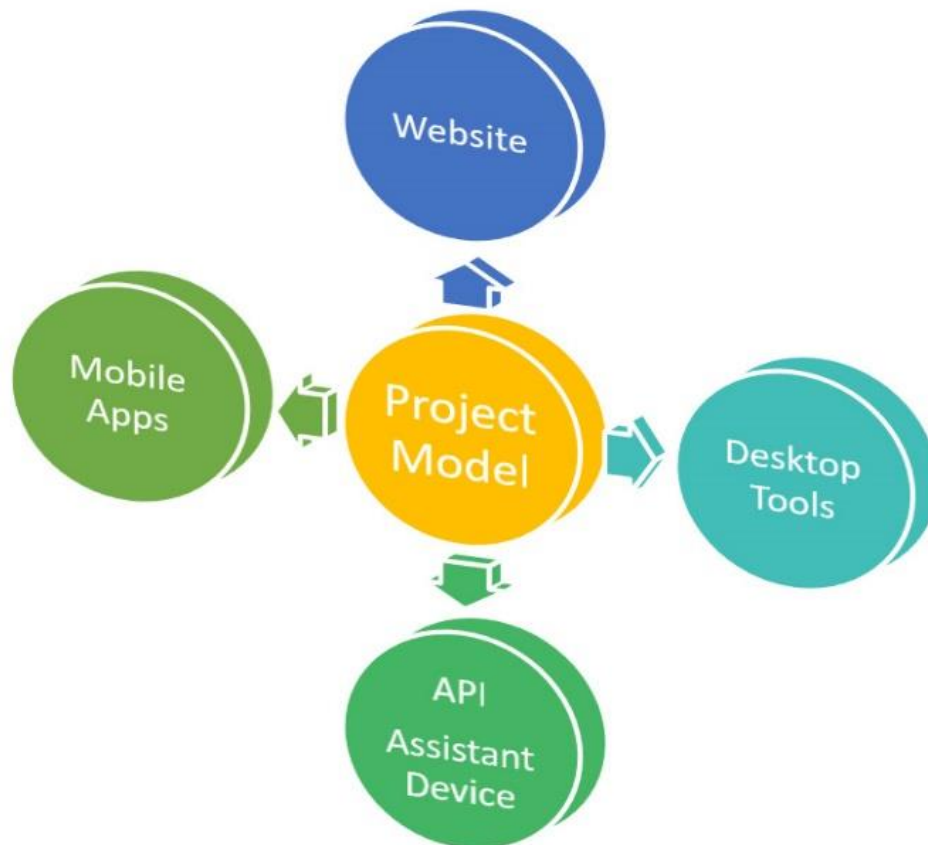


Figure 3.2: Project platform diagram of FellowIO

3.3 Methods and Steps

3.3.1 Algorithms

Artificial Intelligence

AI is the promotion of computer programs that are capable to make tasks that would claim human intelligence. Example of these duties is visual appreciation, oratory recognition, seasoning-making, and translation among languages. [5]

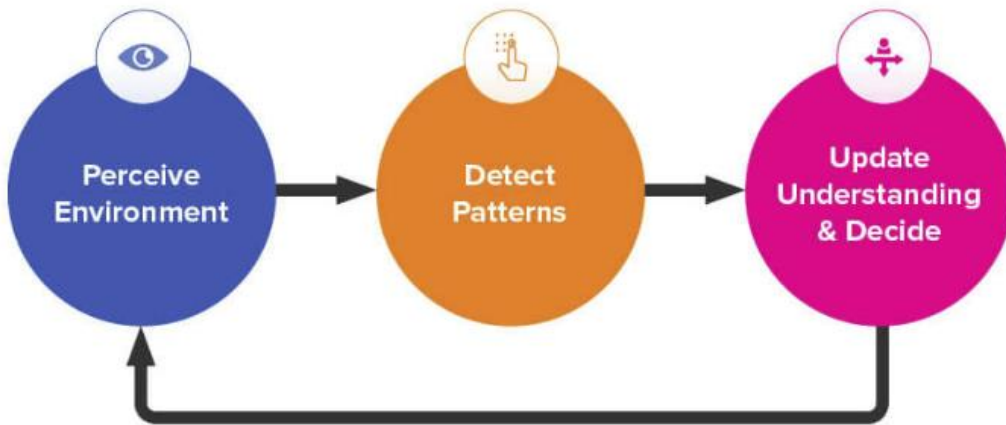


Figure 3.3.1: AI Basic Diagram

- Our project using Artificial Intelligence strong AI and weak. Weak Artificial Intelligence is a machine with weak Artificial Intelligence that is formed to react to a specific state but cannot think for themselves and use this project.
- Strong Artificial Intelligence user machine with strong Artificial Intelligence is capable to think and function just like a human. It is capable to learn from experiences and use this project.

Machine Learning

Machine learning an application of AI that offers machine the power to study and enhance outside the boots of humans or new computer programming. [6]

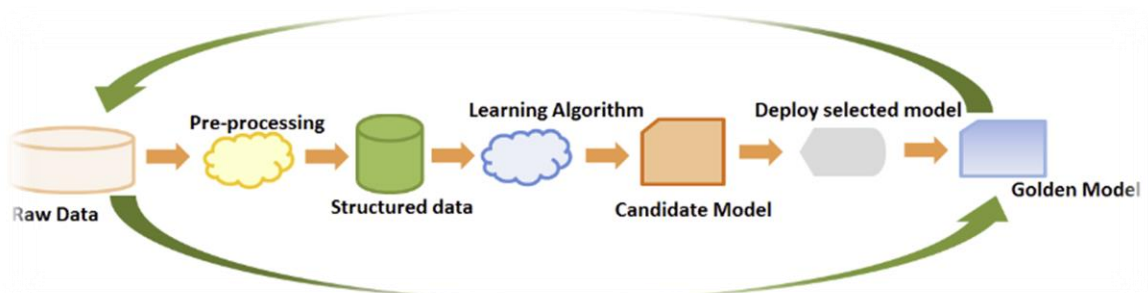


Figure 3.3.1: ML Basic Diagram

Microsoft Azure ML

Microsoft ML Studio is a mightily general browser-based, visual drag-and-drop authoring conditions where no code is essential. Go to the idea of expansion in a matter of clicks. Get initiated now. A fully managed project cloud services that enable you to easily builds, and share vertical, analytics solutions.

Optical character recognition Algorithm

OCR is an optical character recognition (OCR) programming engine for different operating systems (OS). It is free to open-source, published under the Apache License and develop has been a sponsor by Google establish 2006. [7]



Figure 3.3.1: OCR Basic Diagram

3.3.2 Classification

Page Classification

This system will help everyone preserve and access important information about their Social Media Connections, Education, Professional life, Religion, Email, Phone book, Family, Financial data, Websites etc. This project will help organize all these aspects of a person's life in one place. Our project every page classification.

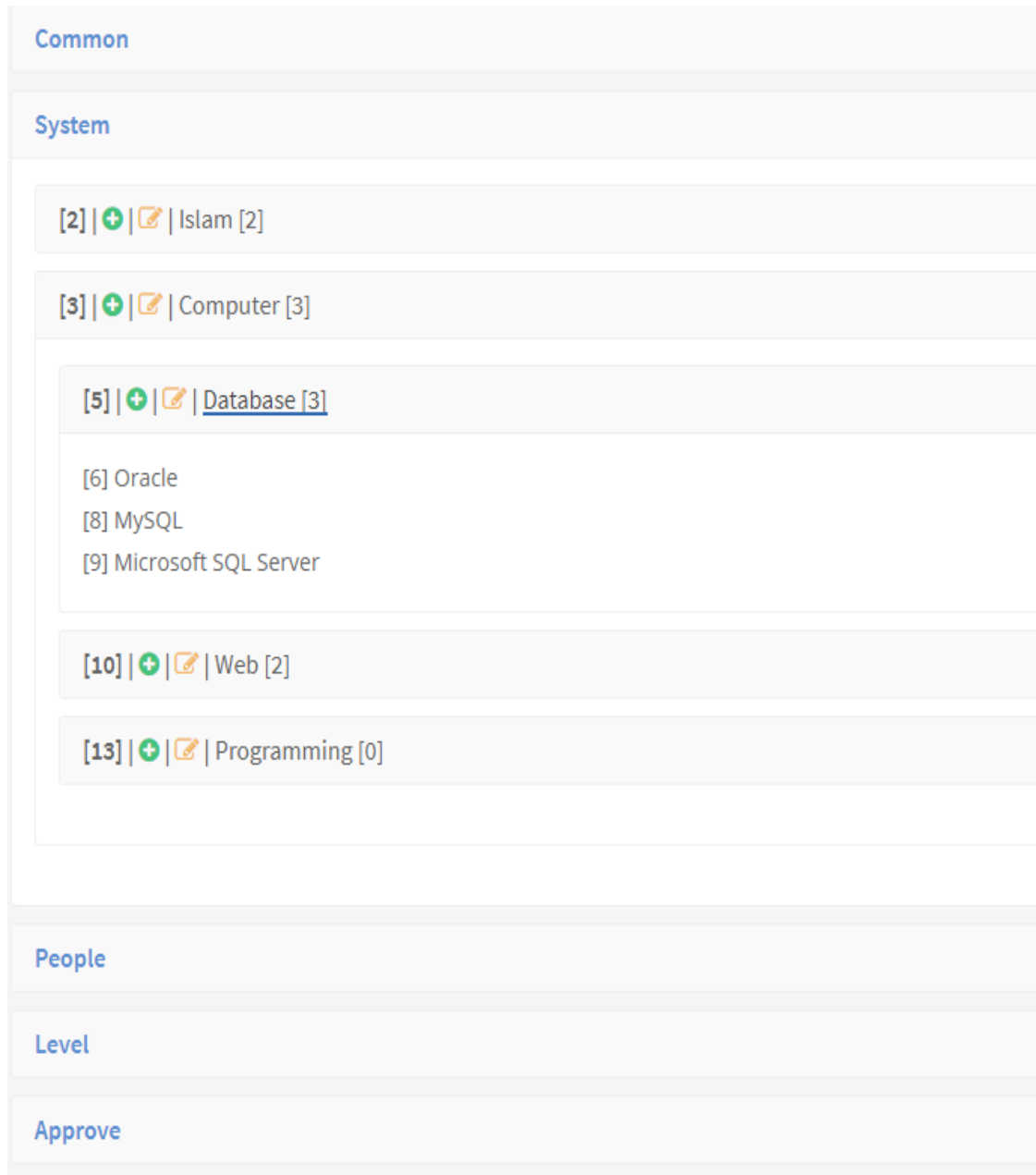


Figure 3.3.2.1: Page Classify Diagram of FellowIO

Category Classification

This system will help everyone preserve and access important information about their Social Media Connections, Education, Professional life, Religion, Email, Phone book, Family, Financial data, Websites etc. This project will help organize all these aspects of a person's life in one place. Our project every Category classification.

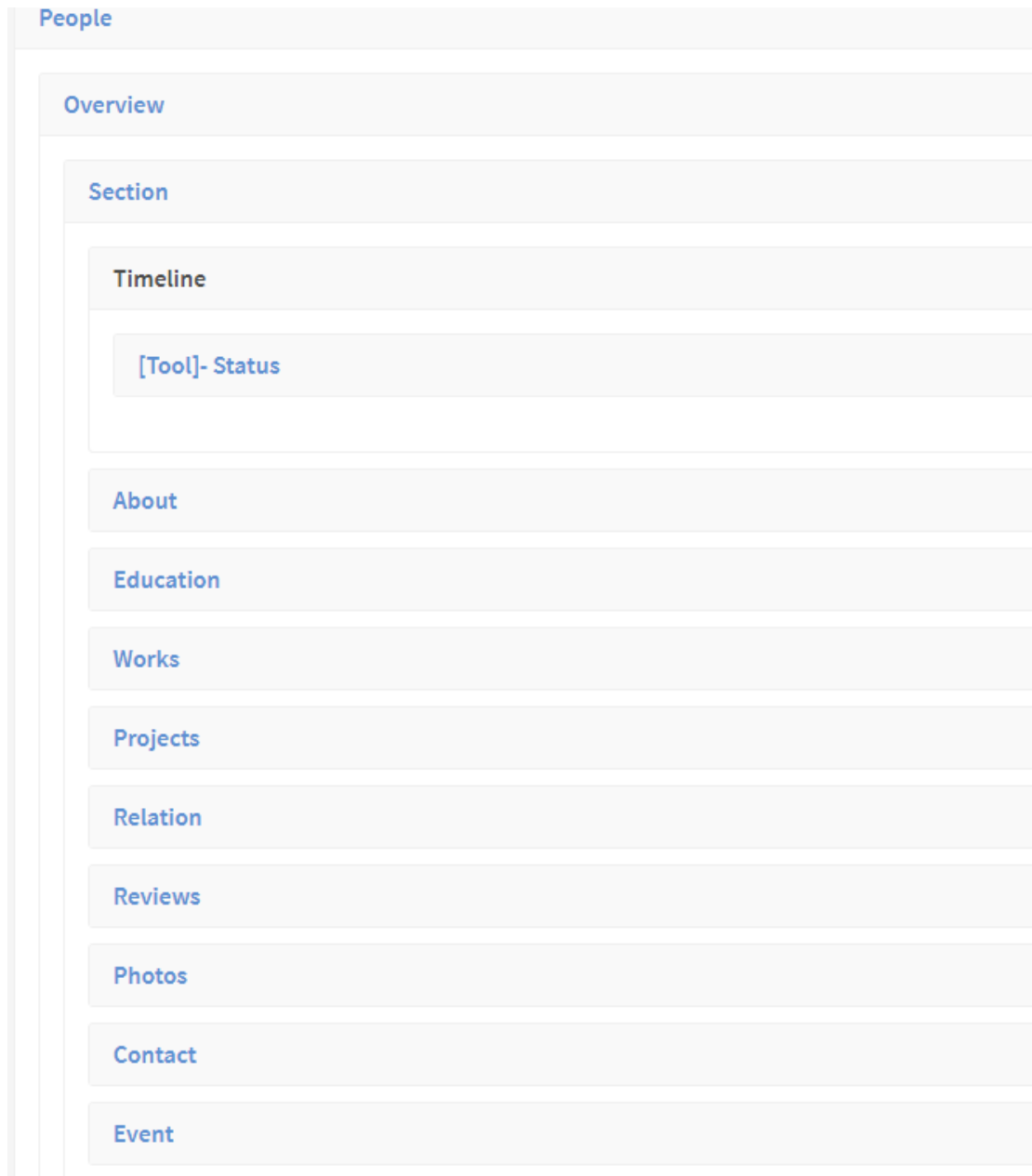


Figure 3.3.2.2: Section classify diagram of FellowIO

Content Classification

This system will help everyone preserve and access important information about their Social Media Connections, Education, Professional life, Religion, Email, Phone book, Family, Financial data, Websites etc. This project will help organize all these aspects of a person's life in one place. Our project every Content classification.

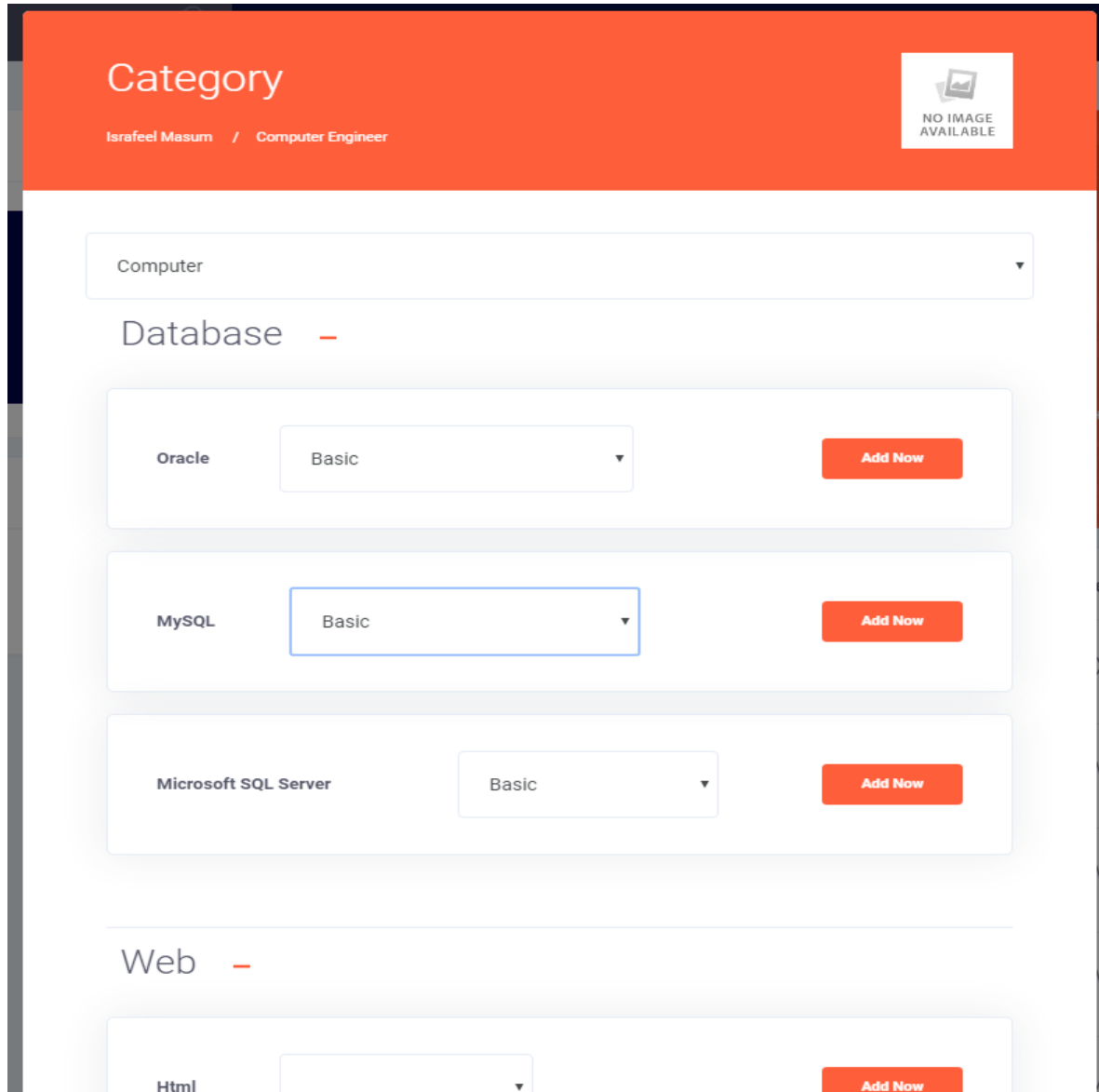


Figure 3.3.2.3: Category classify diagram of FellowIO

3.3.3 Data Collection

Information collection is the systematical collection of data for an individual purpose from different sources within interviews, questionnaires, observance, subsist records and devices.

3.3.4 Statistical Analysis

It is not possible for human being to remember every bit of information. It is also not possible to remember to where and when every piece of valuable information was saved. For example: it is often necessary to remember whether a particular information was stored in Email, Facebook or in a local device. Even if the information is found and located, it may not be in a media or system that allows sharing. Without the ability to share the information, it is not possible to rate, review and thereby verify the authenticity and accuracy of the information. Current valuation of the information becomes a challenge, and without sharing, it does not benefit others either.

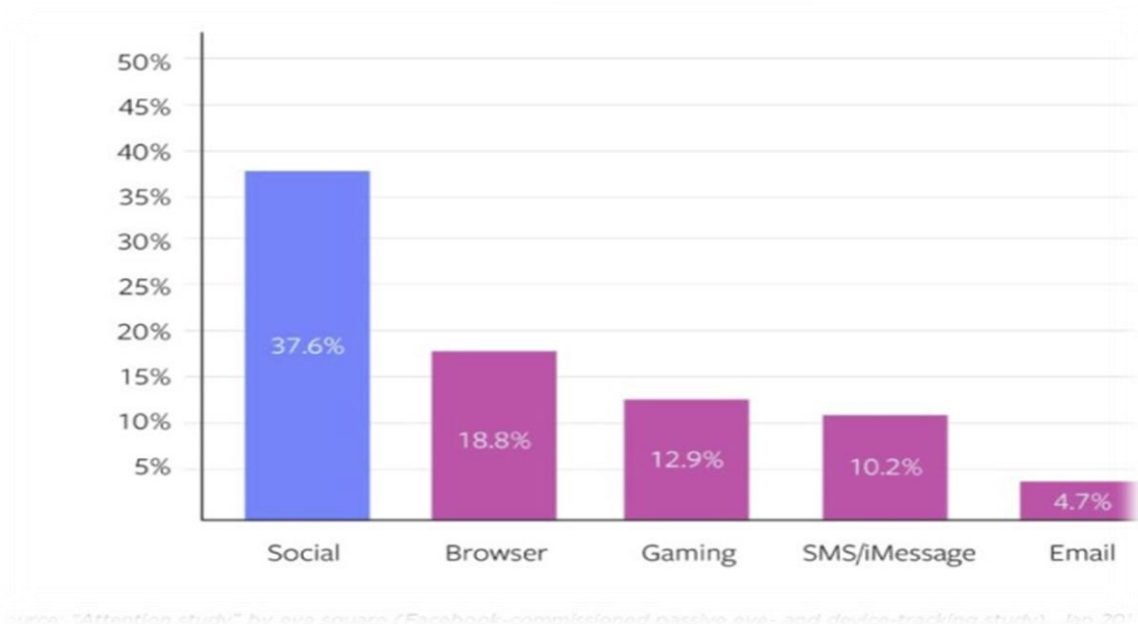


Figure 3.3.4: People uses daily IT statistical analysis

This is why I have spent the last 5 years researching and developing the model of this project. A huge amount information is involved in our day-to-day life, and with this project, I am hoping to provide a proper management system for these information.

CHAPTER 4

Requirements Specification

4.1 Context Diagram

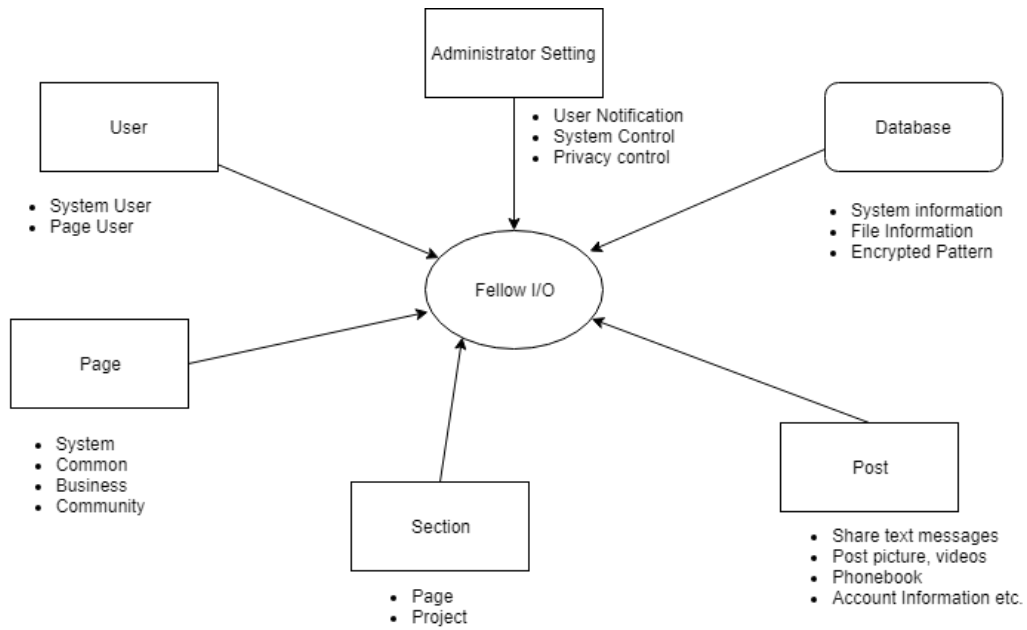


Figure 4.1: Context diagram of FellowIO

4.2 Business Process Modeling

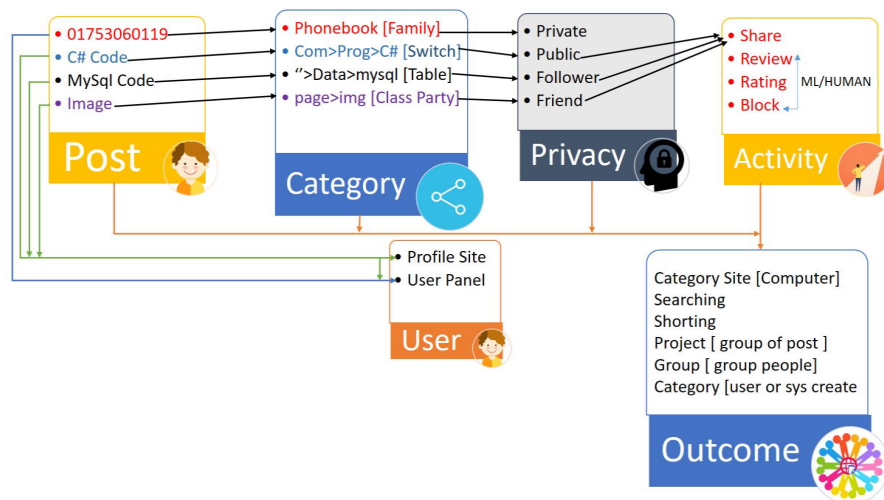


Figure 4.2: Business Model diagram of FellowIO

4.3 FellowIO Use case diagram

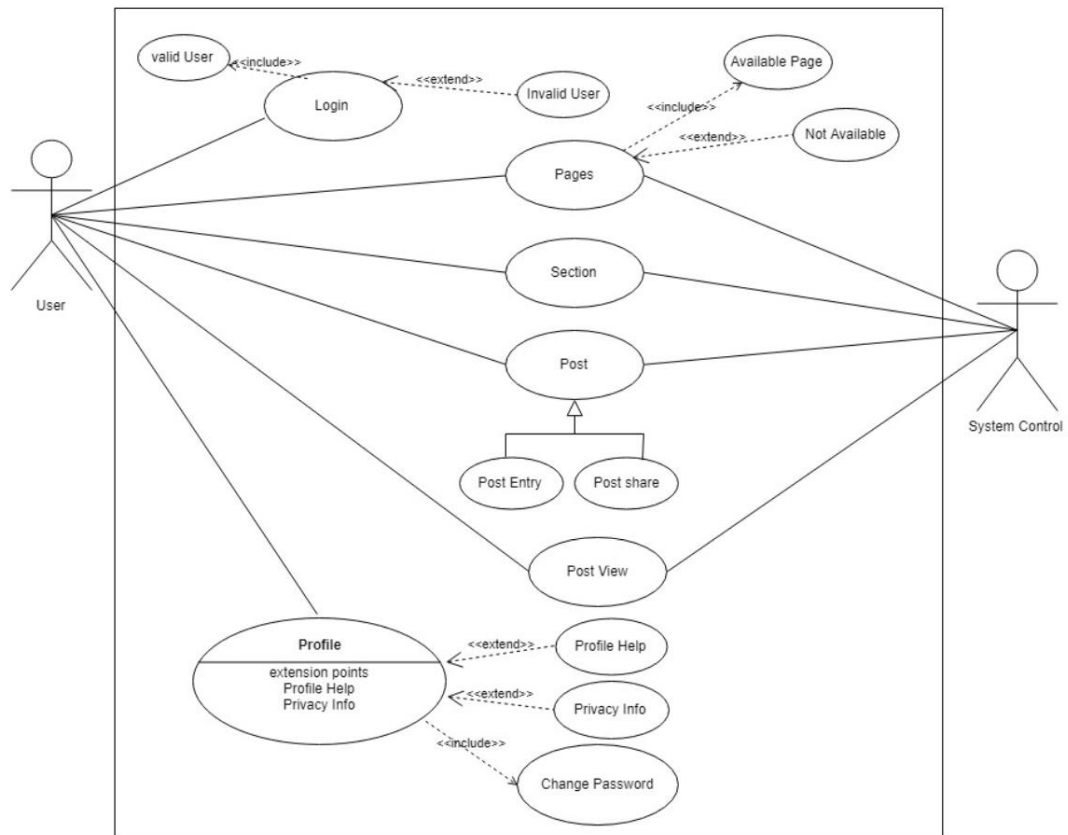


Figure 4.3: Fellow Use Case Diagram of FellowIO

User Login

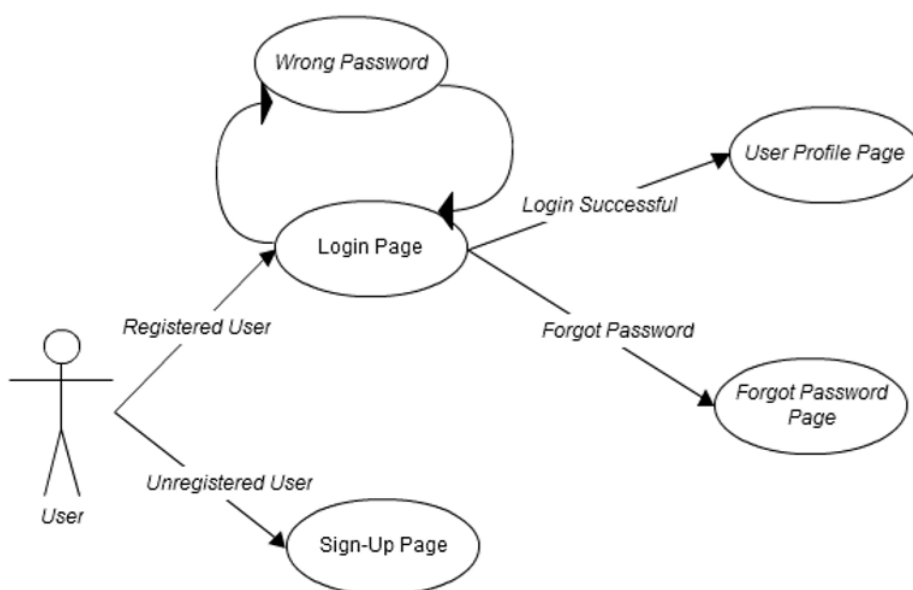


Figure 4.3: Fellow Use Case Diagram of FellowIO

Discussion Threads

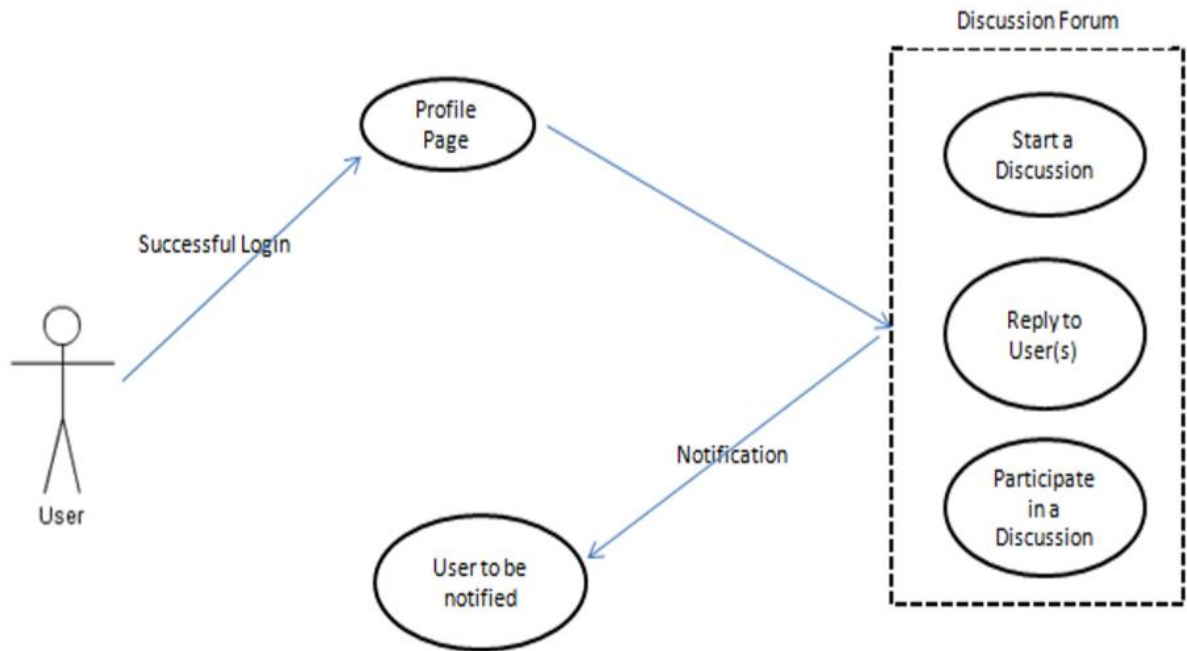


Figure 4.3: Fellow Use Case Diagram of FellowIO

Content Sharing (file upload/ Old paper sharing)

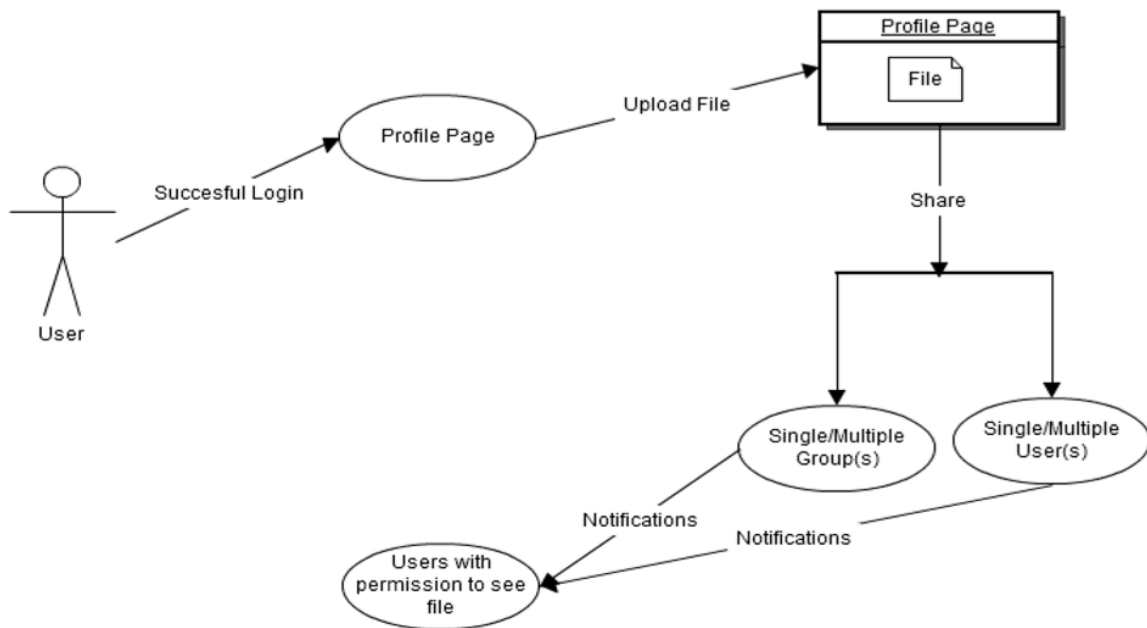


Figure 4.3: Fellow Use Case Diagram of FellowIO

Search

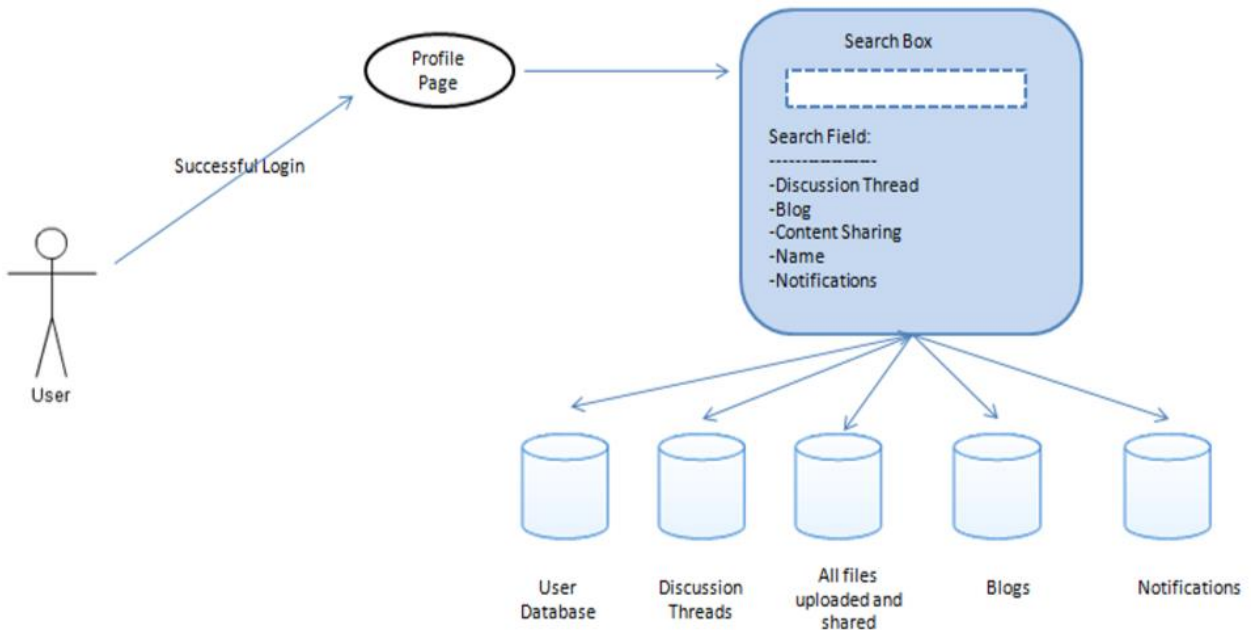


Figure 4.3: Fellow Use Case Diagram of FellowIO

Blogging

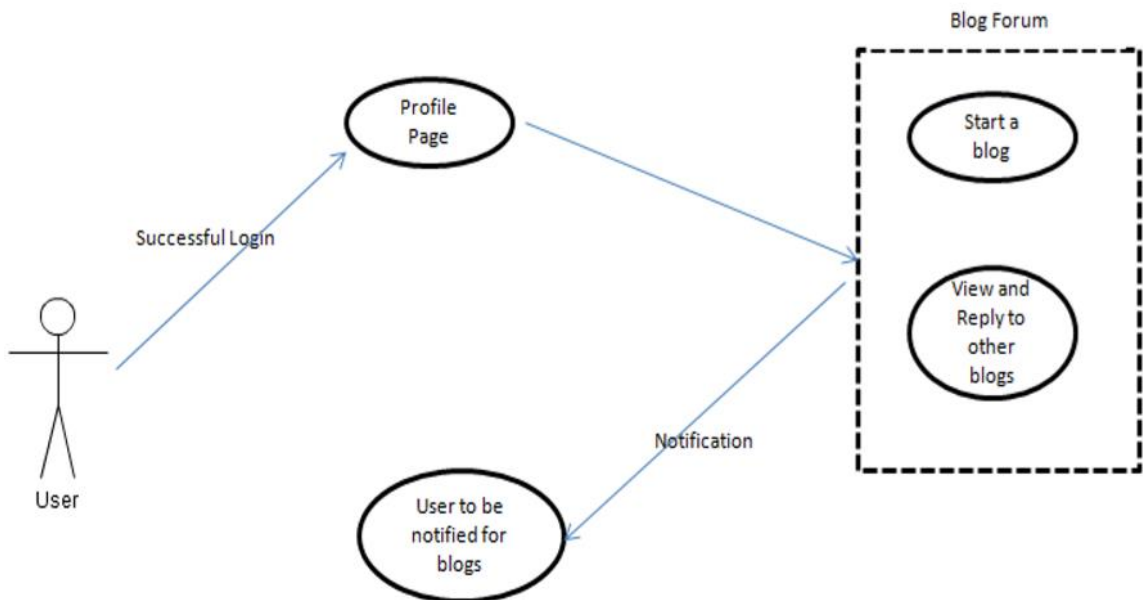


Figure 4.3: Fellow Use Case Diagram of FellowIO

Notifications

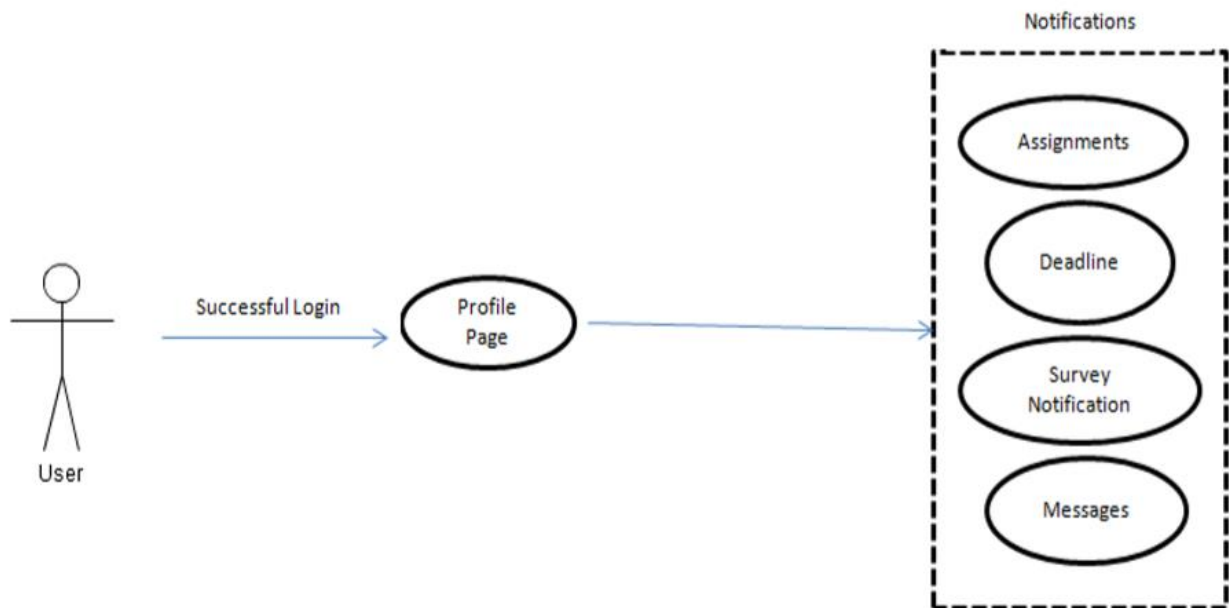


Figure 4.3: Fellow Use Case Diagram of FellowIO

Discussion From

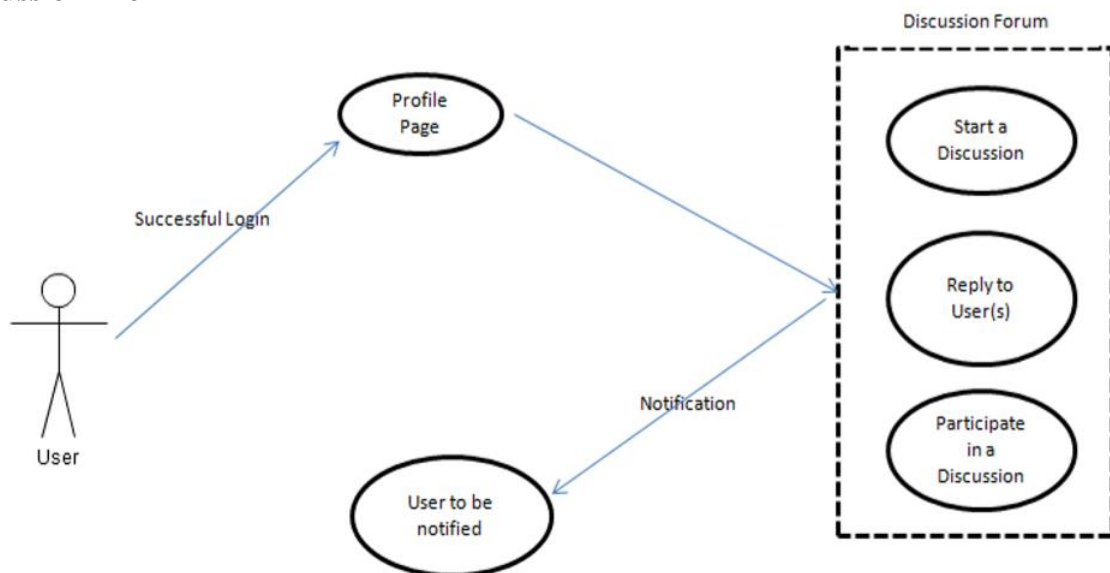


Figure 4.3: Fellow Use Case Diagram of FellowIO

Common Links



Figure 4.3: Fellow Use Case Diagram of FellowIO

4.4 Logical Data Model

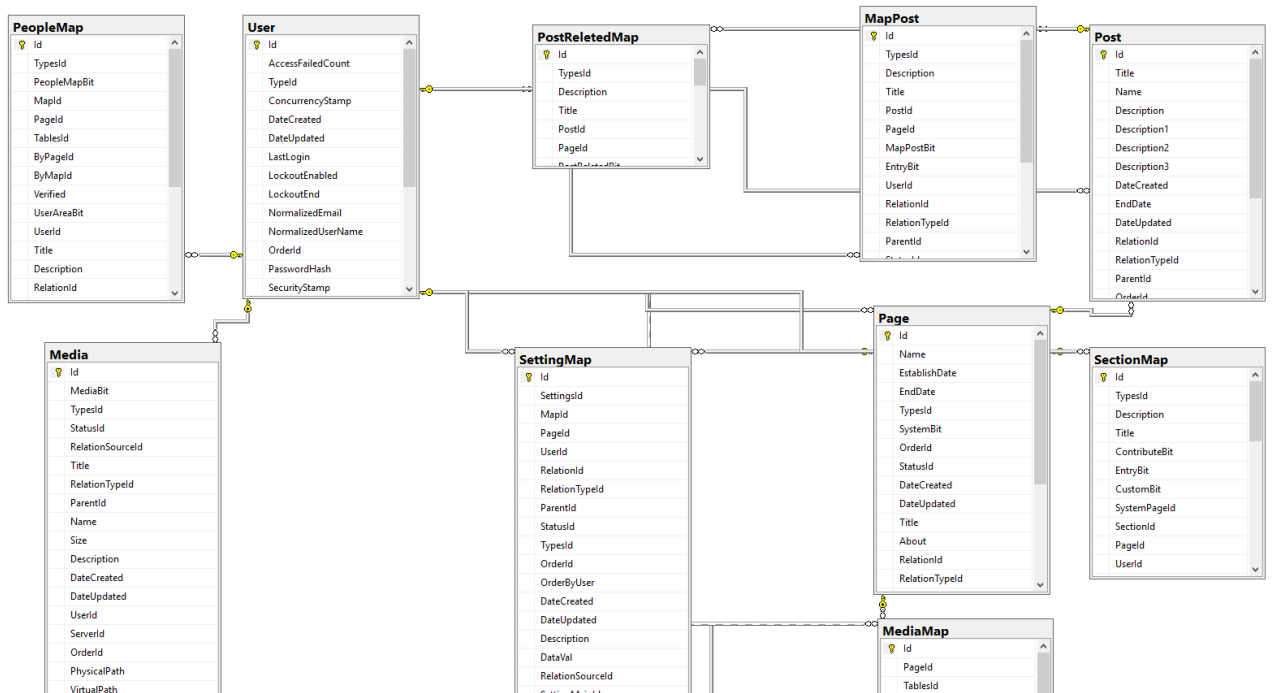


Figure 4.4: Database Diagram of FellowIO

CHAPTER 5

Hardware and Software

5.1 Introduction

FellowIO Project development usages Hardware Desktop PC, Server, Mobile Device and another small device.

5.2 Hardware Interface

Personal Devices

Laptop Configuration and mini Desktop

- Sony Vaio i7
- Ram 8 GB
- SSD 1TB



Figure 5.2: Database Diagram of FellowIO

Intel Xeon Server Configuration

- Inter E5 32 Core
- Server Ram 32 GB
- SSD 1TB
- 4 GB Graphics Card

5.2.2 Server Side

The Website Application and Mobile Apps will be hosted on a USA and Bangladesh tow location.



Figure 5.2.2: Datacenter Server Setup of FellowIO

Server Specification

Dedicated Server Hosted USA and Bangladesh

- 4.4.1 High performance Dedicated Server for FellowIO in Bangladesh and USA
- 4.4.2 Tier 3 Powerful Data Center in Two Different Location.
- 4.4.3 Host Domains & Websites
- 4.4.4 Xeon E5/V3 64 Processors, DDR4 RAM Up to 256GB
- 4.4.5 SSD RAID One 500Mbps write, 100K IOPS
- 4.4.6 BDIX Connectivity 10 Gbps Connection
- 4.4.7 Windows Managed Server

5.2.3 Mobile Device

FellowIO Project Apps Development Android & IOS




Figure 5.2.3: Mobile Apps Section of FellowIO

5.2.4 User side device

User Side Some Device uses list for fellow

- Mobile/Laptop/Personal PC
- Internet
- Browser/Apps
- Key Board
- Mouse
- Sound System

Software Development

5.3.1 Adobe Master Collection

Adobe Creative Suite for graphic design

- Premiere Pro
- After Effects
- InDesign
- Illustrator

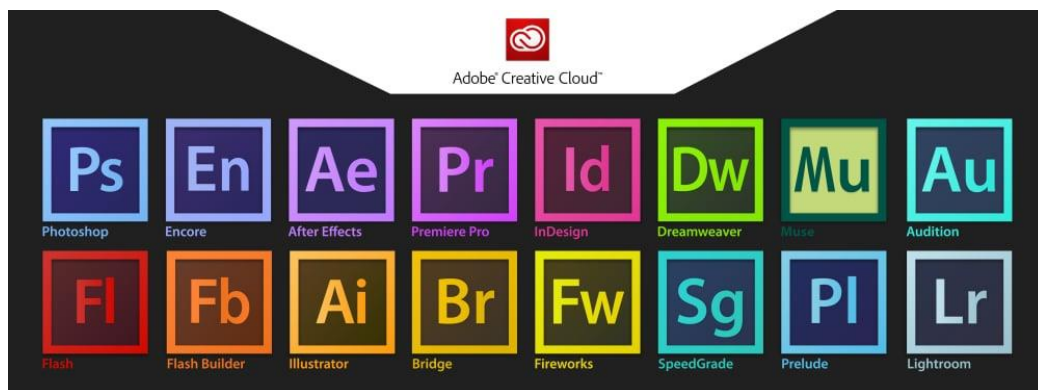


Figure 5.3.1: Adobe Creative Suite

5.3.2 Microsoft SQL Server Enterprise

Microsoft SQL Server 2017 uses relational DBMS developed by Microsoft Corporation. It is a database server, it is a database software with the basic primary option of storing and restore information as implored by other database software. Which be run either on the personal device or on other computer across a network



Figure 5.3.2: Microsoft SQL Server 2017

5.3.3 Web Structure Interface



Figure 5.3.3: Web Structure Interface

- HTML 5
- CSS 4
- JavaScript
- Bootstrap 4
- AngularJS
- jQuery
- Asp.Net Razor
- LessCSS

5.3.4 Programming Interface

C# Programming is a general-purpose, multipole paradigm programming language and surrounds the main typing, lexically scoped compulsory, declaratory, functional, generic type, object-oriented (OOP), and components-oriented program disciplines

```
14 public partial class Form1 : Form
15 {
16     private SpeechSynthesizer _SS = new SpeechSynthesizer();
17
18     public Form1()
19     {
20         InitializeC
21
22         foreach (obje _SS.GetInstalledVoices())
23         {
24             var voice = (InstalledVoice)obj;
25
26             listBox1.Items.Add(voice.VoiceInfo.Name);
```

Figure 5.3.3: Programming language Interface

4.4.8 .net framework 4.6

4.4.9 C# Programming language 8

4.4.10 ASP.NET MVC Core 2.2

4.4.11 Cross platform app development Xamarin

4.4.12 ASP.NET Web API 2.2

5.3.5 Mobile Apps Interface

Cross platform app development Xamarin

Android studio java version

Adobe® PhoneGap™ Build developing mobile apps.

5.3.6 Machine Learning and AI

ML.NET, our Project creates traditional machine learning models behave C# but having to permission the Microsoft.NET ecosystem.



Figure 5.3.6: Programming language Interface

Microsoft machine learning.Net lets your re-use all the learning, skill, coding, and libraries you already have as a Microsoft.NET project so that you can easily integrate machine learning (ML) into your website Project, Smart Phone App, Personal PC Application, Gaming Application, and IoT Project. Our FellowIO full function use Microsoft Machine Learning.Net

5.3.7 Microsoft Team Project

FellowIO all developers using Microsoft Teams. Microsoft Teams do it easy to connect everyone Developers at once project. Microsoft Teams world better project management Application.

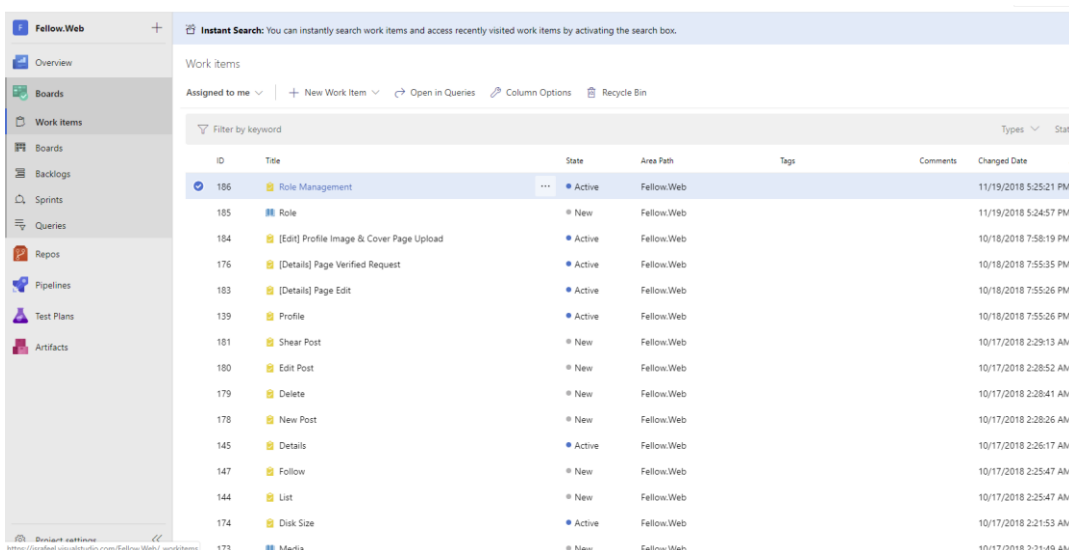


Figure 5.3.7: Microsoft Team Project

5.3.8 Microsoft Visio

Microsoft Visio is a project plan Application and a diagramming and vector. Microsoft Visio presentations graphics design application in FellowIO.

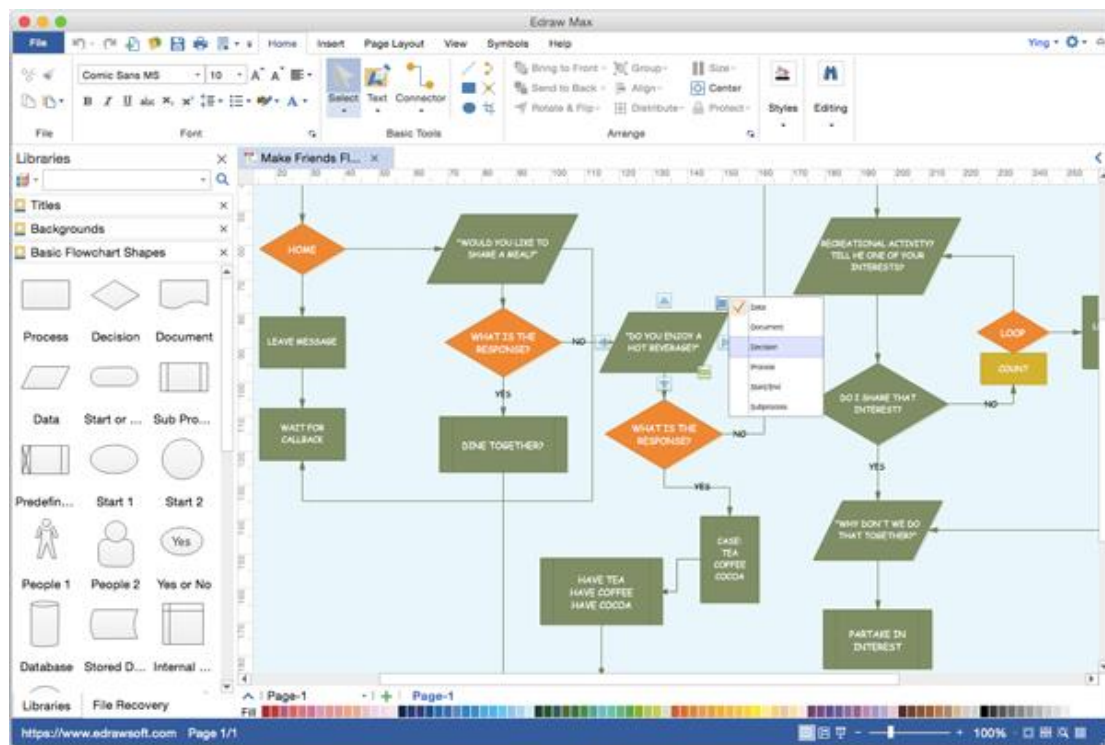


Figure 5.3.8: Microsoft Visio Application

5.3.9 Others Software Tools

- Google Chrome/ Mozilla Firefox
- WinRAR
- Notepad++
- TeamViewer/anydesk
- Shareit PC
- Skype/messenger
- Dropbox Cloud
- Avro Keyboard

- Adobe Reader
- Video Editing Camtasia Studio
- OBS Live Video
- Office Program
- GitHub
- SVN Cloud Project
- OCR Tools
- FileZilla
- OneNote

5.3.10 Programing Code Example

Database Code

MS SQL Server 2017 Database Code.

```
CREATE TABLE.[Media](
    [Id] [bigint] IDENTITY(1,10) NOTNULL,
    [MediaBit] [int] NOTNULL,
    [TypesId] [int] NOTNULL,
    [StatusId] [int] NOTNULL,
    [RelationSourceId] [bigint] NULL,
    [Title] [nvarchar](2000) NULL,
    [RelationTypeId] [int] NULL,
    [ParentId] [bigint] NULL,
    [Name] [nvarchar](2050) NOTNULL,
    [Size] [bigint] NOT NULL,
    [Description] [nvarchar](max) NULL,
    [DateCreated] [datetime] NOTNULL,
    [DateUpdated] [datetime] NOTNULL,
    [UserId] [nvarchar](450) NOTNULL,
    [ServerId] [int] NOTNULL,
    [OrderId] [bigint] NULL,
    [PhysicalPath] [nvarchar](max) NOTNULL,
    [VirtualPath] [nvarchar](max) NOTNULL,
    [Urls] [nvarchar](2000) NULL,
    [Views] [bigint] NOTNULL,
    [PageId] [bigint] NOTNULL)
```

Programming code

Microsoft Asp.Net Core 2.2.1 & C#. Our Total 5 Project

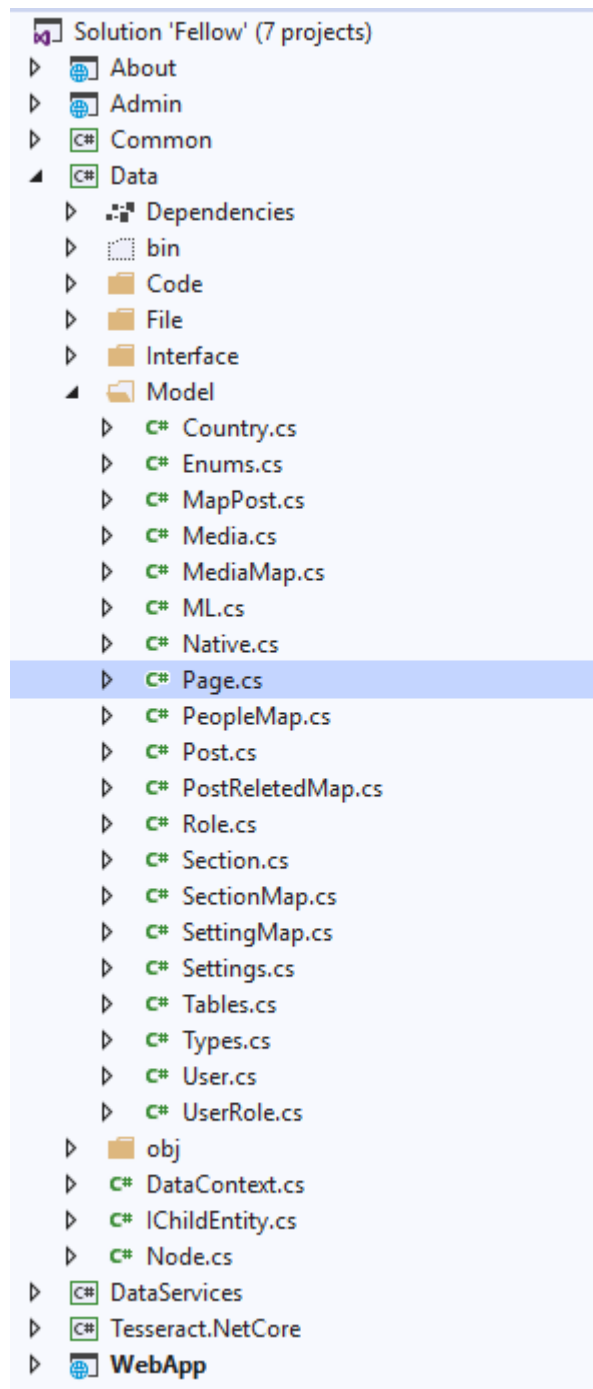


Figure 5.3.10: Total five project of FellowIO

Data Model Project Code Example

```

using System.Threading;
using System.Threading.Tasks;

namespace Data
{
    64 references
    public class DataContext : IdentityDbContext<User> /*IdentityDbContext<User>*/
    {
        0 references | 0 exceptions
        public DataContext(DbContextOptions options) : base(options) { }

        0 references | 0 exceptions
        protected override void OnModelCreating(ModelBuilder builder)
        {
            base.OnModelCreating(builder);

            builder.Entity<User>(entity =>
            {
                entity.ToTable(name: "User");
                entity.Property(e => e.Id).HasColumnName("Id");
            });
            builder.Entity<Model.Role>(entity =>
            {
                entity.ToTable(name: "AspNetRoles");
                entity.Property(e => e.Id).HasColumnName("Id");
            });
        }
    }
}

```



Figure 3.3.10: Data Model of FellowIO

```

using Data.Code;
using Interface;
using System;
using System.Collections.Generic;
using System.ComponentModel.DataAnnotations;
using System.ComponentModel.DataAnnotations.Schema;
using System.Linq;
using System.Text;
using System.Threading.Tasks;

namespace Data.Model
{
    [Table("Page")]
    public class Page : IStatus, ISystemBit
    {
        public long Id { get; set; }
        [Required]
        [Display(Name = "Full Name")]
        public string Name { get; set; }
        public PageSystemBit SystemBit { get; set; }
        public string About { get; set; }
        public long? RelationSourceId { get; set; }
        public long? RelationId { get; set; }
        public int? RelationTypeId { get; set; }
        public long? ParentId { get; set; }
        public string Description { get; set; }
        public string Title { get; set; }

        public DateTime? EstablishDate { get; set; }

        public DateTime? EndDate { get; set; }

        [RegularExpression(@"^([a-zA-Z][\w.]+|[0-9][0-9_\.]*[a-zA-Z][\w.]*)$", ErrorMessage
        = "Invalid Url")]
    }
}

```

Service Project Interface

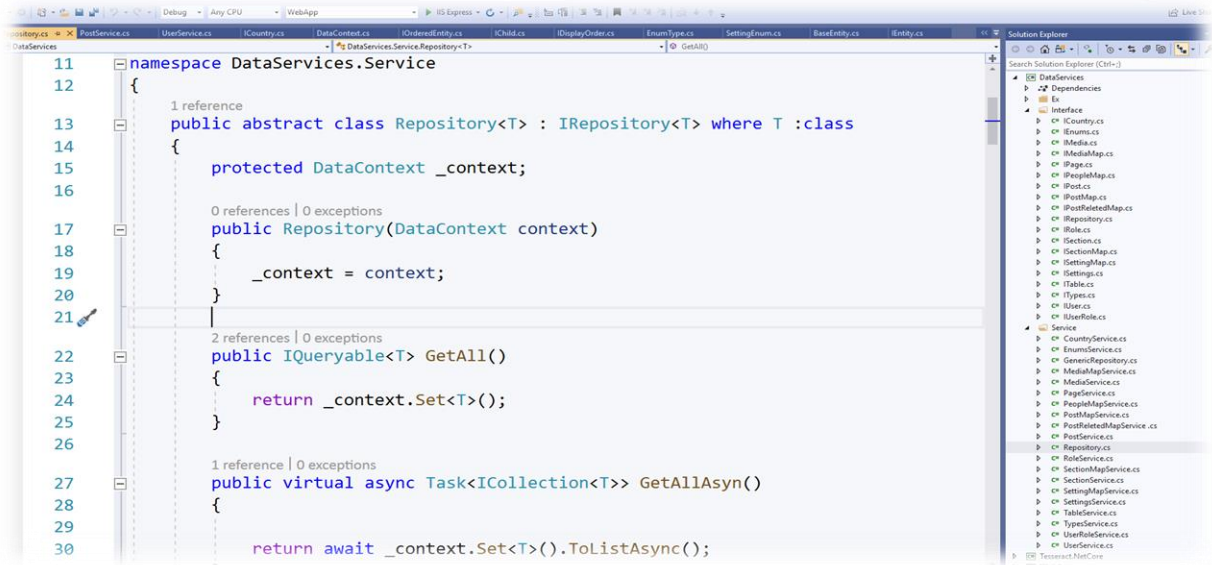


Figure 3.3.2.3: Service project diagram of FellowIO

Service Project Service Repository

```
using DataServices.Interface;
using Microsoft.EntityFrameworkCore;
using System;
using System.Collections.Generic;
using System.Linq;

namespace DataServices.Service
{
    public class UserService : IUser
    {
        private DataContext _dbContext;
        public UserService(DataContext context)
        {
            _dbContext = context;
        }
        public void Add(User newAsset)
        {
            _dbContext.Add(newAsset);
            _dbContext.SaveChanges();
        }
        public void DeleteId(string id)
        {
            var data = _dbContext.Users.First(x => x.Id == id);
            _dbContext.Remove(data);
            _dbContext.SaveChanges();
        }
        public IEnumerable<User> GetAll()
        {
            return _dbContext.Users;
        }

        public User GetById(string id)
        {
            return _dbContext.Users.First(x => x.Id == id);
        }
        public User GetByEmail(string Name)
        {
            return _dbContext.Users.FirstOrDefault(x => x.Email == Name);
        }
        public User GetByPhone(string Number)
        {
            return _dbContext.Users.FirstOrDefault(x => x.PhoneNumber == Number);
        }
        public void Update(User newAsset)
        {
            _dbContext.Update(newAsset);
            _dbContext.SaveChanges();
        }
    }
}
```

Service Project Service Interface

```
using Data.Model;
using System;
using System.Collections.Generic;
using System.Text;

namespace DataServices.Interface
{
    public interface IUser
    {
        IEnumerable<User> GetAll();
        User GetById(string id);
        User GetByEmail(string Name);
        User GetByPhone(string number);
        void DeleteId(string id);
        void Add(User newAsset);
        void Update(User newAsset);
    }
}
```

Website Project Create New User

```
[HttpPost]
[AllowAnonymous]
[ValidateAntiForgeryToken]
[Produces("application/json")]
[Route("/Register/")]
0 references | 0 requests | 0 exceptions
public async Task<IActionResult> Register(RegisterViewModel model)
{
    string[] dateString = model.DateOfBirth.Split('-');
    DateTime edate = Convert.ToDateTime(dateString[1] + "/" + dateString[0] + "/" + dateString[2]);
    model.EstablishDate = edate;
    model.CountryId = 19;
    model.ReferencePageId = 4;

    if (ModelState.IsValid)
    {
        if (model.Phone != null && model.Email != null)
        {
            //user
            var user = new User
            {
                UserName = model.Email,
                EmailConfirmed = true,
                PhoneNumberConfirmed = true,
                Email = model.Email,
                PhoneNumber = model.Phone,
                TypeId = UserType.Fellow,
                StatusId = EntityState.Active,
            };
            var result = await _userManager.CreateAsync(user, model.Password);
            if (result.Succeeded)
            {
                //CUSTOM CODE
                var page = _actionMethod.PageAd(model.Bit,model.Name, model.EstablishDate, user.Id, model.TypesId,model.ReferencePageId,model.Password);
                var userRoles = _actionMethod.UserRoleAd(user.Id,role.GetByName(Default_Value.Admin).Id, page.Id,(int)GetTable.Page,UserRole);
                var pagedata = _page.GetAllByUser(user.Id).OrderBy(x => x.OrderByUser).FirstOrDefault();
                AppsContext.SetPage(pagedata);
                AppsContext.SetUser(user);
                bool folder = Files.DirectoryCopy(Files.MapPath(_hostingEnvironment, "uploads\\reg"), Files.MapPath(_hostingEnvironment, "uploads\\reg"), true, true);
                _logger.LogInformation("User created a new account with password.");
                //gender
                // int genderid =model.GenderId;
                _actionMethod.AdSettingMap(model.GenderId, page.Id, page.Id,SettingMapType.Relation,(int)GetSetting.Gender);
                //disk
                _actionMethod.AdSettingMap((int)Disk.Half_GB, page.Id, page.Id, SettingMapType.Relation,(int)GetSetting.Disk_Space);
                _actionMethod.ImageUpload(model.CardFront, MediaMapBit.Identification, page.Id, page.Id, (int)GetTable.Page,EntityStatus.Active);
                if(model.CardBack!=null)
                {
                    _actionMethod.ImageUpload(model.CardBack, MediaMapBit.Identification, page.Id, page.Id, (int)GetTable.Page, EntityState.Active);
                }
                await _signInManager.SignInAsync(user, isPersistent: false);
                _logger.LogInformation("User created a new account with password.");
                //Page Setup Role
                return RedirectToLocal("/Manage");
            }
        }
        else
        {
            //
        }
    }
}
```

5.4 Project Interface

5.4.1 Introduction

FellowIO project interface list

- Page And User Configure.
- Provide comprehensive Page details.
- Detailed Page Categorizations.
- Provide Search facility.
- Maintain User and Page profile.
- Provide personalized profile.
- Provide People Support.
- Email confirmation.
- Detailed Summarize for User and Page.
- Provide Dashboard facility.
- Provide multiple Page, post, Section, Project and Group methods.
- User tracking of Activities.
- Provide Personal Website
- Allow multiple Page methods.
- Allow Edit change or Delete of Data.
- Allow reviews, Like, Comment and ratings.
- Category and Filter options.
- Provide detailed sitemap.
- Ads promotions and rewards.
- Online Purchase of Domain.

5.4.2 Account Section

We are the most and social Education networking with 2k active Account all around worldwide.

- Resister Page.
- Account Verification
- Login Page.
- Change Password.
- Forgot Password.
-

FellowIO Resister Page.

Register Login

CREATE A NEW ACCOUNT ON FELLOWIO

Identification **Create User** Create Page Picture

Email
israfeel.net@live.com
israfeel.net@live.com is already in use.

Phone Number
Phone Required

NID-card or Passport or Student Id Card [Front Side]
Choose File No file chosen
Card Required

NID-card or Passport or Student Id Card [Back Side]
Choose File No file chosen
Card Required

Next

Figure 5.4.2: FellowIO Register Page

FellowIO Login Page.

Login Register

LOGIN ON FELLOWIO

Email
The Email field is required.

Password
The Password field is required.

Remember Me? [Forgot Password](#)

Login

Figure 3.3.2.3: FellowIO Login Page

5.4.3 FellowIO Content Upload Page

Content Sharing

How to use Fellowio.com

Most popular project

Computer Fundamentals
Computer Basic or Computer Fundamentals

Create SQL Table

```
CREATE TABLE [dbo].[AspNetRoleClaims](
  [Id] [int] IDENTITY(1,1) NOT NULL,
  [ClaimType] [nvarchar](max) NULL,
  [ClaimValue] [nvarchar](max) NULL,
  [RoleId] [nvarchar](450) NOT NULL,
 CONSTRAINT [PK_AspNetRoleClaims] PRIMARY KEY CLUSTERED
(
  [Id] ASC
)WITH (PAD_INDEX = OFF, STATISTICS_NORECOMPUTE = OFF, IGNORE_DUP_KEY = OFF, ALLOW_ROW_LOCKS = ON, ALLOW_PAGE_LOCKS = ON) ON [PRIMARY]
) ON [PRIMARY] TEXTIMAGE_ON [PRIMARY]
GO
```

Format Computer SQL Delete Save

Public +

Recent Activity

- Computer Basic
- Windows Settings
- Windows Settings Index
- Windows Fundamental

Israfeel Masum
March 2 at 9:06am

My Data Center

Figure 5.4.3: FellowIO Content Sharing Page

- Individual Content Sharing
- Group and Project
- Content Sharing
- Blogging
- Education Content
- Personal Information
- Video Upload
- Make Personal Website

5.4.4 Classification Section

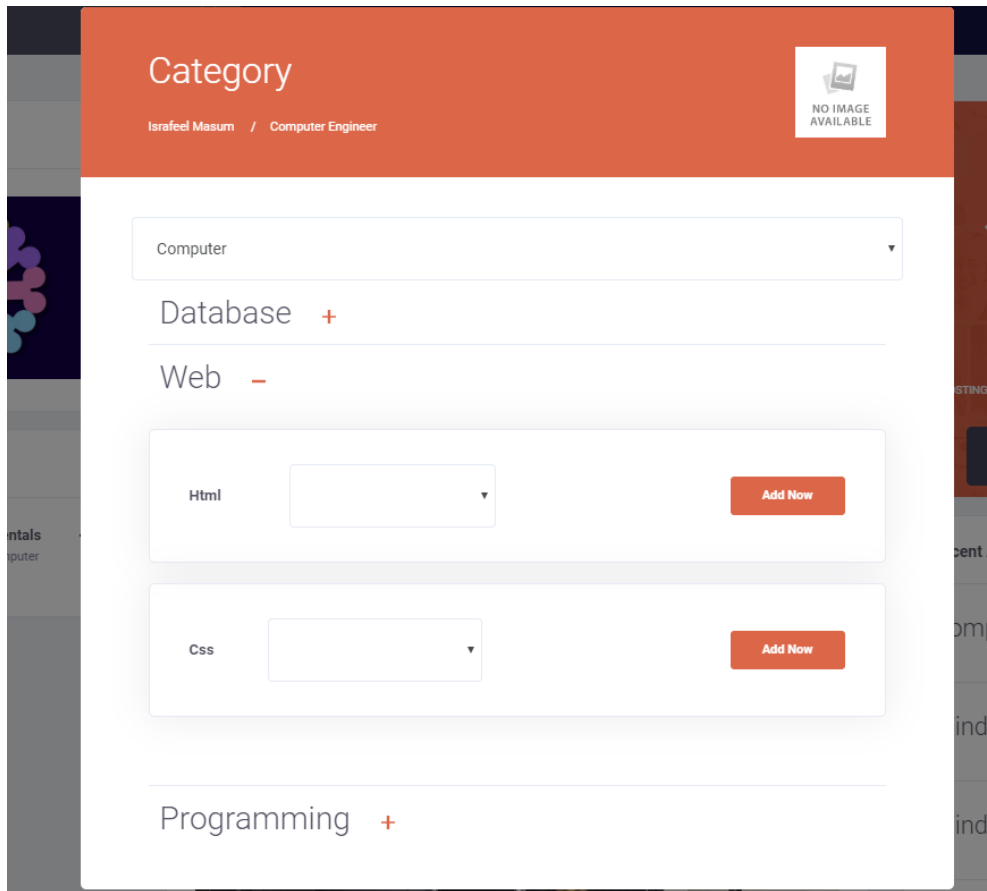


Figure 5.4.4: FellowIO Classification Page

5.4.5 Privacy Section

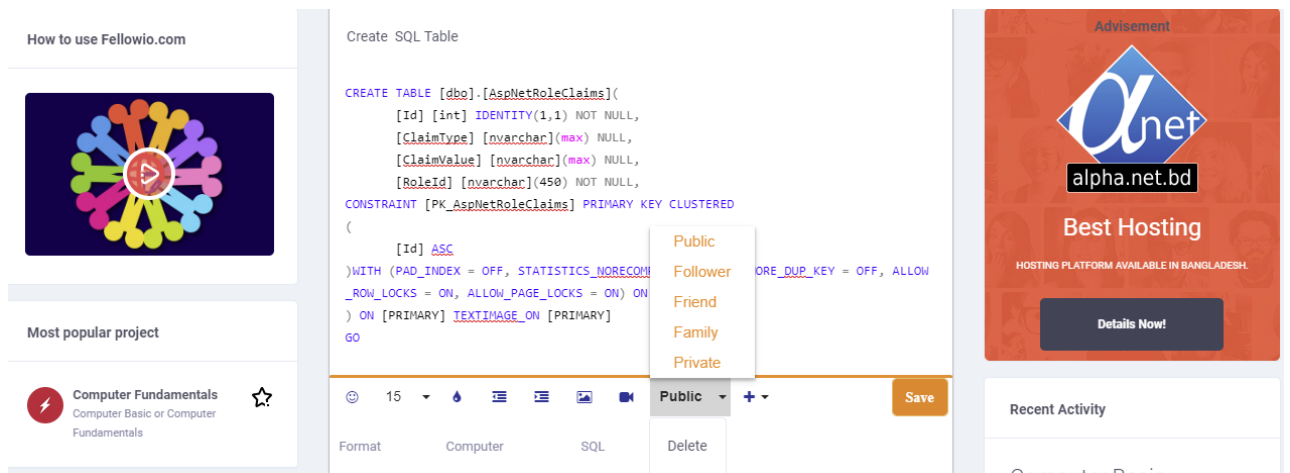


Figure 5.4.5: FellowIO Privacy Page

5.4.6 Shear Section

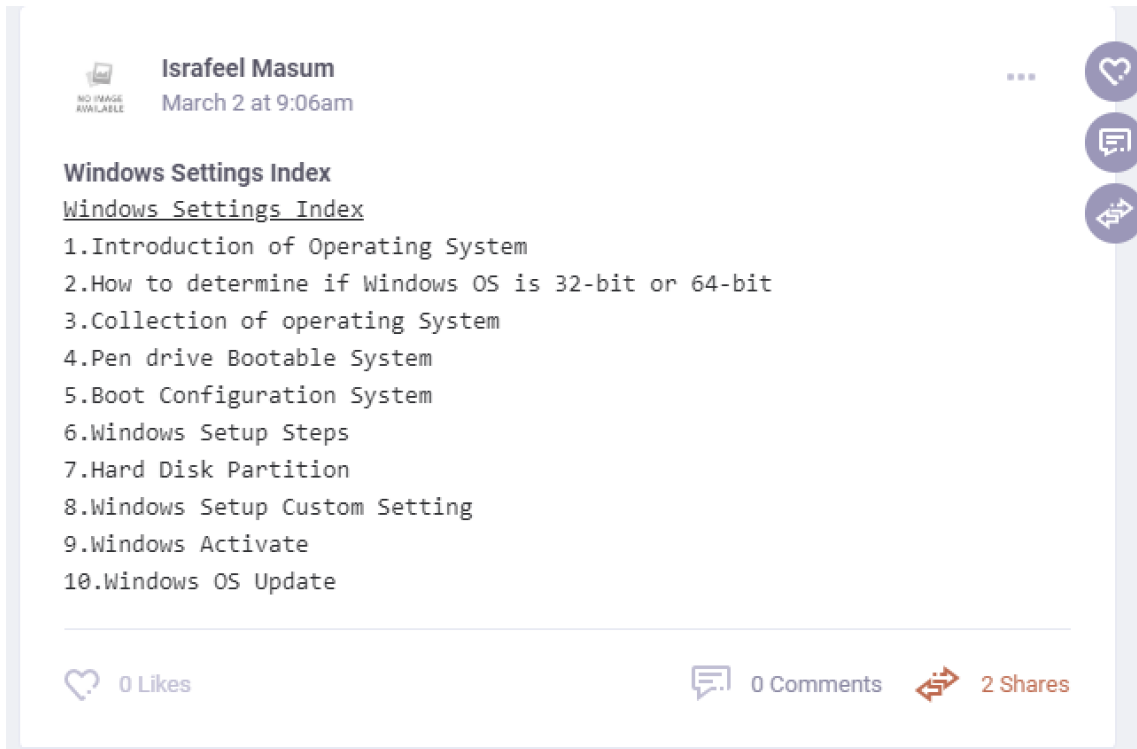


Figure 5.4.6: FellowIO Sharing Page

5.4.7 Comment Section



Figure 5.4.7: FellowIO Comment Page

5.4.8 Review and Rating Section



Figure 5.4.3: FellowIO Rating Page

5.4.9 Searching's Section

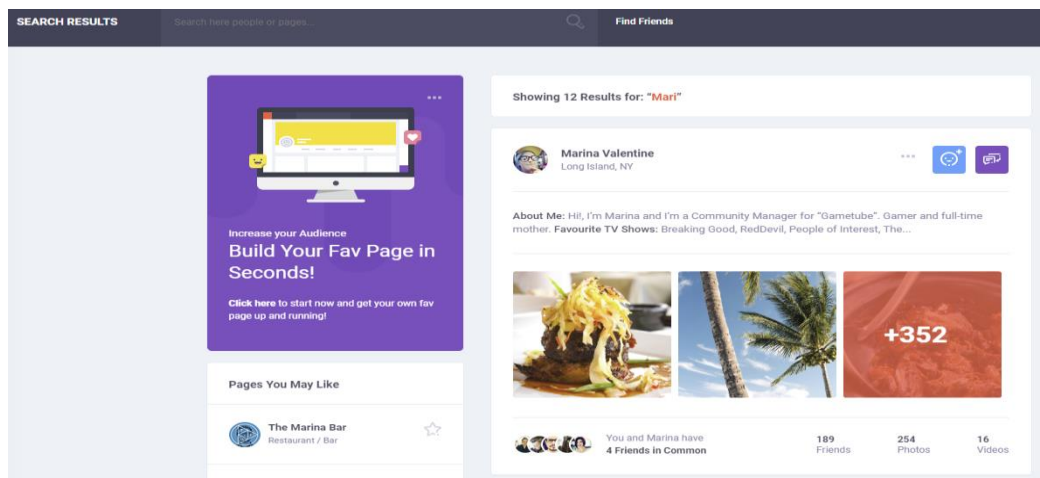


Figure 5.4.3: FellowIO Search Page

5.4.10 Page and Section

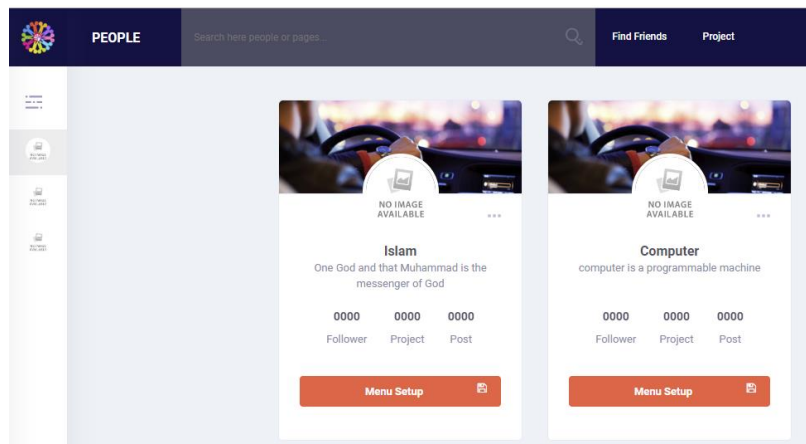


Figure 5.4.10: FellowIO Section and Page

5.4.11 Project Section

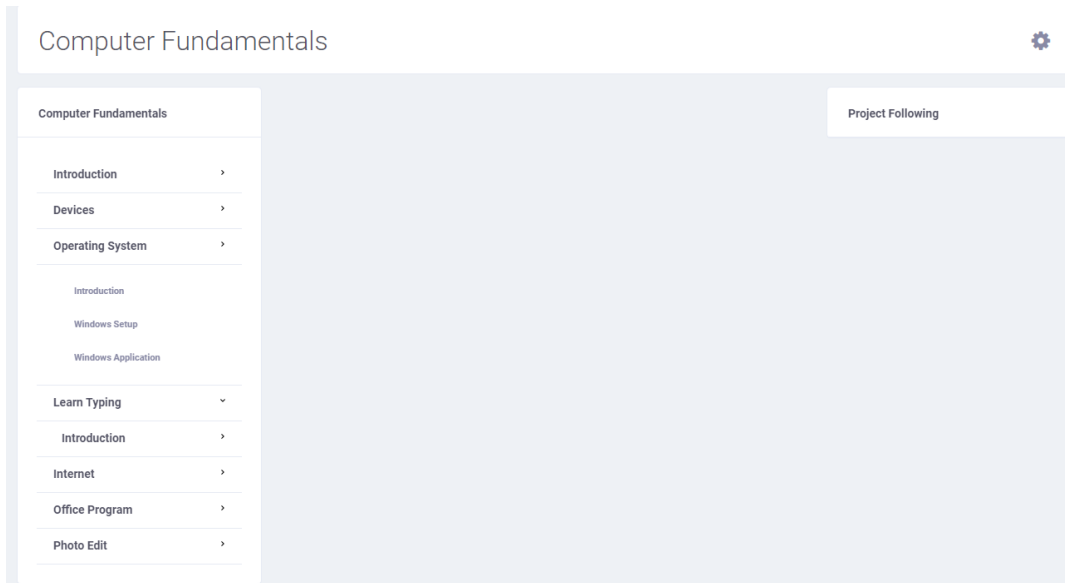


Figure 5.4.11: FellowIO Project Section Page

5.4.12 Group Section

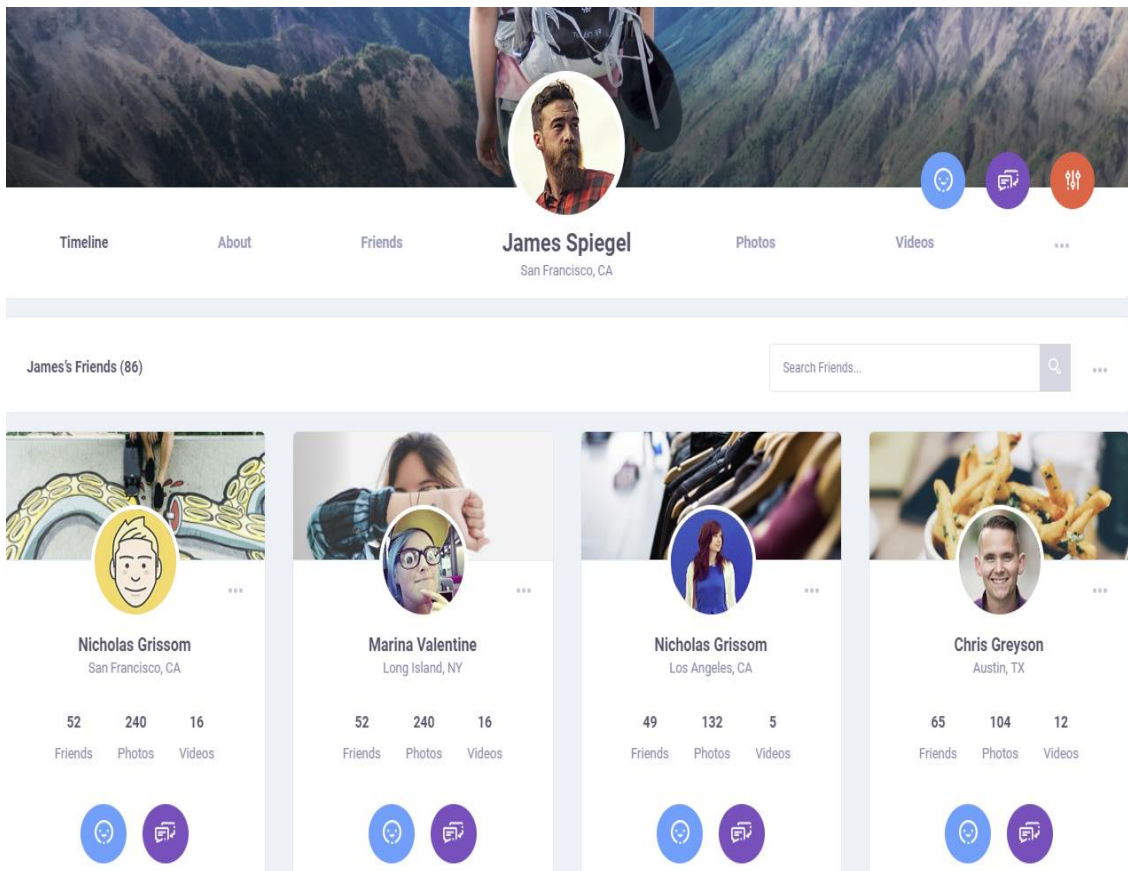


Figure 5.4.3: FellowIO Group Section Page

5.4.13 Portfolio

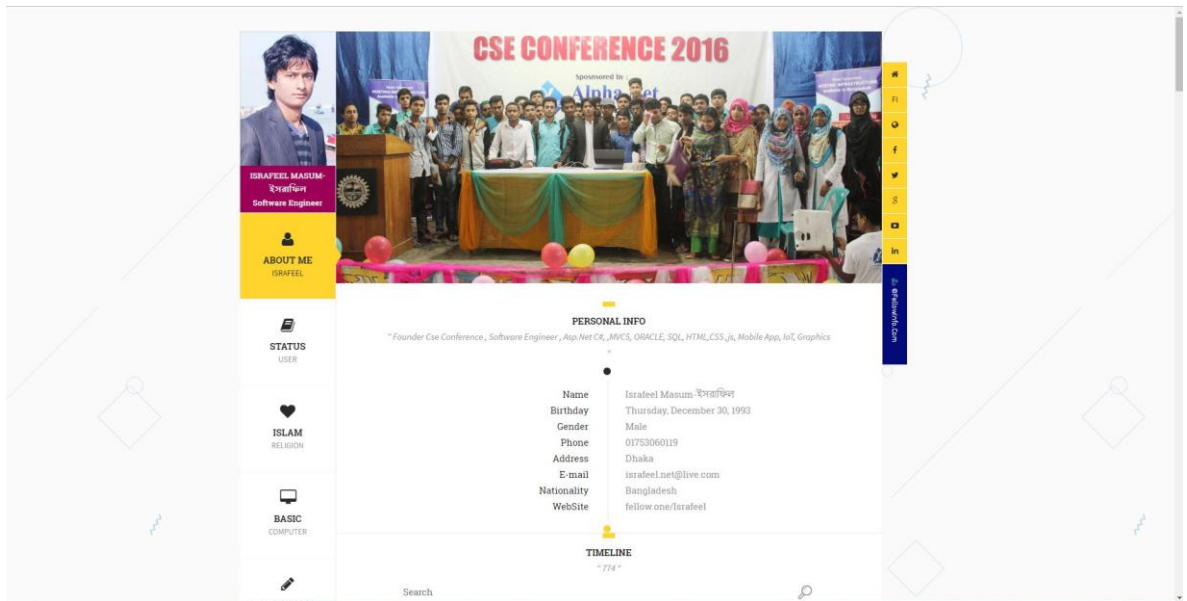


Figure 5.4.13: FellowIO Personal Portfolio Page

5.4.14 Admin Website

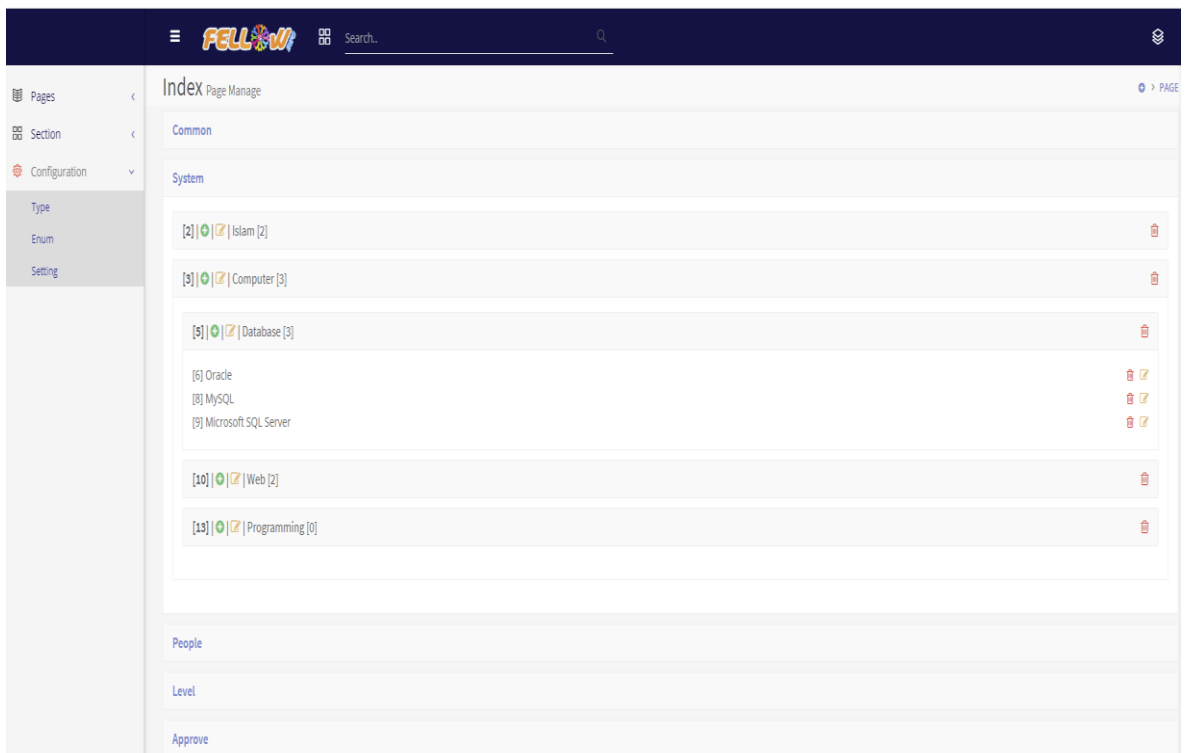


Figure 5.4.14: FellowIO Manage Site

CHAPTER 6

CONCLUSION AND FUTURE SCOPE

6.1 Discussion and Conclusion:

Our project is Human information classification assistant. This is why I have spent the last 5 years researching and developing the model of this project. A huge amount of information is involved in our day-to-day life, and with this project, I am hoping to provide a proper management system for these information.

6.2 Scope for Further Developments

In our system we must have to make more comfortable and easy. We improve our system later. This technology will allow people to store, organize and find their important information on various categories and about different aspects of their lives. It will be easy to find a piece of information when needed. Sharing will help improve the quality of information and in turn, quality information will benefit the user base of this system.

6.3 References

- [1] “socialbakers Facebook About” Internet: <https://www.socialbakers.com/blog/794-article-facebook-the-most-popular-social-network> [last accessed: December 24,2017]
- [2] “YouTube about digitalunite” Internet: <https://www.digitalunite.com/technology-guides/tv-video/youtube/what-youtube> [last accessed: January 24,2016]
- [3] “GitHub”Internet:<https://searchitoperations.techtarget.com/definition/GitHub> [last accessed: June 24,2017]
- [4] “Stack Overflow” Internet: <https://stackoverflow.com/company> [last accessed: October 24,2010]
- [5] “AI” Internet: https://www.lexico.com/en/definition/artificial_intelligence [last accessed: Jan 24,2019]
- [6] “ML” Internet: <https://dotnet.microsoft.com/learn/ml-dotnet/> [last accessed: September 24,2019]
- [7] “OCR” Internet: <https://business.tutsplus.com/tutorials/how-to-ocr-documents-for-free-in-google-drive--cms-20460> [last accessed: March 19, 2017]

6.4 Appendices

This technology will allow people to store, organize and find their important information on various categories and about different aspects of their lives. It will be easy to find a piece of information when needed. Sharing will help improve the quality of information and in turn, quality information will benefit the user base of this system.

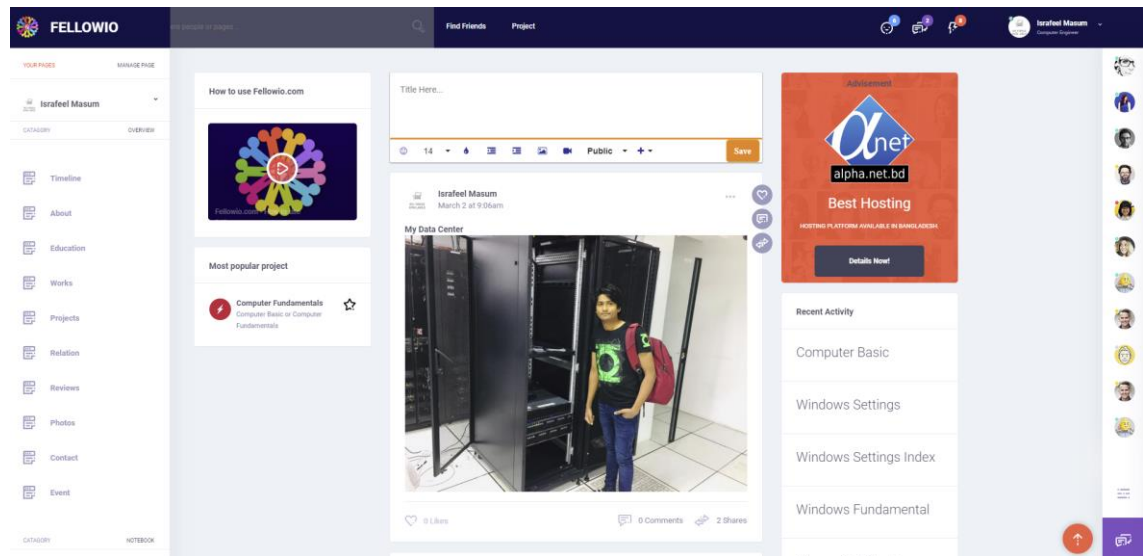


Figure 6.4: Final Overview of FellowIO

FellowIO

ORIGINALITY REPORT

20%

SIMILARITY INDEX

14%

INTERNET SOURCES

1%

PUBLICATIONS

19%

STUDENT PAPERS

PRIMARY SOURCES

1	Submitted to Daffodil International University Student Paper	13%
2	dspace.daffodilvarsity.edu.bd:8080 Internet Source	1%
3	collections.mun.ca Internet Source	1%
4	www.slideshare.net Internet Source	1%
5	www.digitalunite.com Internet Source	<1%
6	Submitted to Vrije Universiteit Amsterdam Student Paper	<1%
7	publications.lib.chalmers.se Internet Source	<1%
8	Submitted to Curtin University of Technology Student Paper	<1%
9	Submitted to University of Greenwich Student Paper	<1%