

TITLE OF THE PROJECT – KRISHOKER HASI

By

Md Saiful Islam Sajib

ID: 182-16-337

Supervised By

Md. Minhaj Hosen

Lecturer

Department of CIS

Daffodil International University



DAFFODIL INTERNATIONAL UNIVERSITY

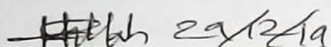
DHAKA, BANGLADESH

FALL 2019

APPROVAL

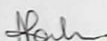
This Project titled “Krishoker Hasi”, Submitted by Md Saiful Islam Sajib, ID No: 182-16-337 to the Department of Computing & Information Systems, Daffodil International University has been accepted as satisfactory for the partial fulfillment of the requirements for the degree of B.Sc. in Computing & Information Systems and approved as to its style and contents. The presentation has been held on 29-12-2019.

BOARD OF EXAMINERS




Mr. Md Sarwar Hossain Mollah
Assistant Professor and Head
 Department of Computing & Information Systems
 Faculty of Science & Information Technology
 Daffodil International University

Chairman




Ms. Nayeema Rahman
Sr. Lecturer
 Department of Computing & Information Systems
 Faculty of Science & Information Technology
 Daffodil International University

Internal Examiner



Mr. Minhaj Hosen
Lecturer
 Department of Computing & Information Systems
 Faculty of Science & Information Technology
 Daffodil International University

Internal Examiner




Dr. Saifuddin Md. Tareeq
Professor
 Department of Computer Science and Engineering
 Dhaka University, Dhaka

External Examiner

DECLARATION

I hereby declare that, this project has been done by me under the supervisor of **Md. Minhaj Hosen**, Lecturer of CIS of Daffodil International University. It also declared that neither this project nor any part of there has been submitted anywhere else for the award of any degree, diploma or other qualifications

Supervised by:



Mr. Minhaj Hosen

Lecturer

Department of Computing & Information Systems

Faculty of Science & Information Technology

Daffodil International University

Submitted by:

Md. Saiful Islam Sajib

Md Saiful Islam Sajib

ID: 182-16-337

Department of Computing & Information Systems

Daffodil International University

ACKNOWLEDGEMENT

At first, I would like to thank almighty Allah. From that point forward, I need to make reference to my family to help me during the course. Without them, the course won't be conceivable without their assistance. After my family, I need to express gratefulness to chief of my task Md. Minhaj Hosen for supporting me from the earliest starting point of the venture. These individuals give an incredible help to finish my undertakings, without them it won't be effective.

ABSTRACT

People are becoming self-centered now-a-days. For passing more times with technological devices, they have less time to know the people around them and their problems. This system will be useful for eliminating the misery of ordinary people to stand by their side to speak for the people of our country. The system will continue its efforts to ensure fair value to the farmers. Due to its problems in the syndicate, everyone from the common people of the country to the peasantry is suffering. Therefore, the main goal of this project is to encourage the farmer to ensure fair value to the farmers

Table of Contents

Chapter-1(Introduction)	1
Introduction:	1
Document Contents:	2
Chapter-2 (Initial phase).....	4
Project proposal:.....	4
Background Study:.....	4
Problem area:	5
Possible solution:	6
Aims:	6
Resources:	6
Chapter 3 – Literature Review.....	8
Discussion on problem and solution domain	8
Interactive visual order system.....	8
Comparison of some leading solutions.....	10
Meenaclick.com	10
chaldal.com	11
shwapno.com.....	12
Chapter-4 (Methodology)	13
Which methodology will be used and why?	13
DSDM principle:.....	13
Focus on the business need:	13
Deliver on time:.....	14
Collaborate:.....	14
Never compromise quality	14
Build incrementally from firm foundations:	14
Develop iteratively:.....	14
Communicated continuously and clearly:.....	14
Demonstrate control:	15
Methodology section I used:.....	16
Pre-project:.....	16
Feasibility:.....	16
Foundation:	16
Evaluation:.....	16
Engineering:	17
Deployment:	17

Post-project:	17
Implementation plan:	17
Chapter -5 (Planning)	18
Undertaking plan:	18
The board Plan/Work Breakdown Structure:	18
Resource allocation:	20
Gantt Chart:.....	21
Test Plan:	22
Testing against time boxes:.....	22
Functional Testing:.....	23
Unit Testing:	23
Integration Testing:	23
System testing:	23
Acknowledgment testing:	23
Nonfunctional testing:	24
Security testing:	24
usability testing:	24
Reliability testing:	24
Risk management:	24
Risk identification	25
External Risk.....	25
Internal Risk	25
Technological Risk.....	25
Risk appraisal	26
Risk precaution:.....	27
Quality Management.....	28
Rules applied to maintain quality:.....	28
DSDM Atern standard quality measures:	28
Chapter- 6 (Feasibility study).....	29
Feasibility study	29
Technical feasibility:.....	29
Operational feasibility:	30
Operational feasibility:	30
Cost benefit analysis:.....	30
Hardware requirement:.....	31
Software requirement:	31

DSDM - good or not for this project.....	32
Chapter – 7 (Foundation)	33
Problem area:	33
Interview:	33
Restaurant owner:.....	33
Farmer view:	33
Rich picture:	35
Specific problem area identification and description	36
Possible Solution	36
Create user management	36
Customer control view:.....	36
Admin control view:.....	36
Save order history:.....	36
Produce some rules and policy:.....	37
Overall requirement list:	37
Functional requirements.....	37
Non-functional requirements	37
What Technology to be implemented (Client/Web/Standalone).....	38
Recommendation	38
Chapter-8 (Exploration)	39
Old system Use case:.....	39
Activity Diagram of Proposed System:.....	40
System Use case Diagram:	42
Project system Prototyping:.....	45
Chapter-9 (Engineering).....	48
Class Diagram:	48
EERD Diagram:	49
Sequence Diagram:	50
Component Diagram:.....	51
Development Diagram:.....	52
Prototype of the system:	53
Chapter-10 (Development)	55
Break down System:.....	55
Core Module Coding Samples	56
Chapter – 11 (Testing).....	61
Test Plan Acceptance:.....	61

Chapter-12 (Implementation)	78
Implement scheme:.....	78
Chapter -13 (Critical appraisal and evaluation)	80
Objective 1:	80
Objective 2:	80
Objective 3:	81
Objective-4	81
Purpose that has not been fully met.....	81
Chapter-14 (Lessons learned)	83
Pre project--review-closing	83
What I have learned:.....	83
Professional knowledge gathers:.....	84
Learned about project development methodology:.....	84
Testing knowledge:	84
Bring out requirement for a project:	84
Chapter-15 (Conclusion)	85
Summary of the project:	85
Goal of the project:.....	85
Success of the project:	86
What I have done in the documentation:	86
Value of the project:	87
My experience:	87
References	88
Plagiarism Report	89

Chapter-1(Introduction)

Introduction:

A farmer has to walk many kilometers to reach the wholesale market to sell his grain products. However, he had to come back frustrated because I forgot to make a profit, and even failed to recover his expenses. This is not the story. There are many farmers in Bangladesh who are very dissatisfied. Their biggest complaint is that they do not get the fair value of their crops. Bangladesh is now self-sufficient in food production and the country is really proud of it. This success was made possible due to direct government intervention in agriculture. The government has provided substantial assistance to farmers in increasing production. However, if the farmers are deprived of profits in return for investment even after increasing production, they are losing interest in cultivating paddy or other agricultural products. Now, the time has come for farmers to lose and why they earn so little in other farming. The main factors responsible for the reduction in prices, such as the mediation or syndicate involvement in the sale of paddy / rice or other agricultural commodities, the process of procurement of defects in government, the benefit of farmers to save crops. It is important to take immediate action in the field of agriculture in order to reduce the interventions that are responsible for preventing farmers from obtaining the prices of cultivated products.

Therefore, the concept of the project is set in the light of that situation, a system that will allow farmers to earn profits through simple solutions responsible for reducing prices. As a new project, restaurant owners have been trying to keep the system running free from the syndicate involvement with the sale of paddy / rice or other agricultural products through farming costs for the farmers. Restaurant owners and farmers will be at unbeatable prices to maintain restaurant food and maintain the process.

Document Contents:

Chapter-1: introduction

A short description about the project.

Chapter-2: Initial phase

Describe the objective, background study, problem area and finding possible solution.

Chapter-3: Literature review

Describe problem domain, solution of the problem and recommended approach taken.

Chapter-4: Methodology

Which type of methodology is used for this project, why it is used and implemented solution.

Chapter-5: Planning

Here discuss about project plan, risk management, change management and quality management.

Chapter-6: Feasibility

Discussed about all type of feasibility study and cost analysis

Chapter-7: Foundation

Here contain about problem area, rich picture, requirement and solution of the system.

Chapter-8: Exploration

Shows some diagram of the system and prototype are provided.

Chapter-9: Engineering

Use-case, sequence diagram and component diagram are shown.

Chapter-10: Development

Provide code sample and prioritization of the requirement.

Chapter-11: Testing

In this chapter contained about unit testing, module testing.

Chapter-12: Implementation

Required training will provided and discussed about big-bang theory, load balancing etc.

Chapter-13: Critical appraisal and evaluation

Objective are meet the requirement and not meet the requirement are discussed in this chapter.

Chapter-14: Lesson learned

Own skill I have learned.in this project

Chapter-15: Conclusion

Project goal, success of the project is described in this chapter.

Chapter-2 (Initial phase)

Project proposal:

In this project, the farmers will provide food to the restaurant very easily. As the restaurant industry is growing rapidly. The National Restaurant Association calculates the results of the restaurant's contribution each month. Therefore, the restaurant business is now a big place from which the farmers are gradually interested in the harvest and ensure a fair price.

The Farmer's Laugh System is a web application. Through this application the farmer will take orders from other customers including restaurants. This will make it easy to order and process with certain specific items. Each order taken will be displayed in the farmer's account. Since I will operate the system as a third party, I will deliver the goods ordered from the farmer to the destination or deliver it to the restaurant. Delivery from the order collection system will be inactive. When the order is completed, the desired money will reach the farmer. The farmers will be paid the cost of the crop through mobile banking. Even if the broker is not exchanged between the farmer and the customer, the value of the product will remain stable.

Background Study:

An automated system is needed to determine the fair value of the farmer. Nowadays many systems have come into the market for the convenience of consumers through online ordering, people are getting choice products at very affordable prices. These online systems have played a lot of role in reducing the onion crisis in Bangladesh in the 21st. Through this system of mine, farmers' goods will be delivered to the people in the market. Due to the various syndicates, the people of the country will not be able to get involved. Restaurants will be able to purchase products from farmers at reasonable prices. Farmers will have information about their products on the system and a conditional statement will be given as to how many products buyers can purchase. Buyers will be able to see the products coming into the system daily and will be able to purchase them until the stock is finished.

Now many online markets have come but this system will ensure the fair value of the farmer which is a little different from the other system. This type of system is very demanding in the market place. Because the system makes the workflow easier and more reliable. So, the main purpose of this application here is just for mid-level restaurants and small business owners to keep both parties at ease without any sort of error.

Problem area:

Unlike other countries, Bangladesh is not familiar with the online market, but with the help of the Internet, it is expanding. People here are not too familiar with the idea of selling products online. Recently, consumers complained about the purchase of products online, such that the products are not quality, the customer is not satisfied to buy the products, the products of the country are not displaying properly, the imported products are showing more and more, the product reaches the consumer in a controlled manner. No, the farmer's smile system admin panel will need to know relevant information on how to handle web application items and transactions. So, the credible problem of the customers is a big problem here. If the product time and date are not saved accordingly, it can break the whole system. It also has to manage and display real time data.

Possible solution:

A possible solution to the problem mentioned is to take computerized order. A farmer will input the product in the system according to the specified quantity. To control the quality of the product, the best product will be reached at the field level by scrutinizing the working people of the system. Instead of exporting foreign goods, the buyer will be more comfortable using the Bangladeshi product, he will strengthen the will of the farmer and get the right price. The product will be delivered to the buyer from the control of the system so that the products can be obtained in the right way, fresh and accurate. A monthly report will be available as to how the system is being serviced. There will be a database to manage the system and they will have to provide phone or email to order. There can be business between Business-to-Business (B2B) and Business-to-Consumer (B2C).

Aims:

The goal of this project is to computerize and seamlessly distribute the product to the farmer and purchase the product through the buyer system. Growing the business as per customer needs. Syndicate problem solving will attract more customers and review will get more customers.

- Fully customized functionality for farmers
- Create real-time order and menu viewing functionality
- Execute all the required tasks as specified
- Develop flawless systems
- Complete documentation production

Resources:

It is a university project so I am the only one to develop and promote the system. Also, for analysis, design database and implementation. I'm the only one done with capital.

Equipment and technology

- System analysis and design tools: UML.
- Backend: PHP
- Front: HTML, CSS
- Database: MySQL
- Server: Apache

Chapter 3 – Literature Review

Discussion on problem and solution domain

Usually, a customer comes to the market and sees many vegetables and buys vegetables through money transactions. Often customers in the market have to be very hesitant to make money transactions. The main reason behind this is that different sellers deal with different brokers. So, the seller takes more or less money from the other seller. Again, there are different reasons, such as those products that are fresh, are a little expensive. So, these syndicates and delays occur due to a process.

Computers can be solved in various ways to solve these syndicates and outdated processes. If both the customer and the farmer can view and send the vegetables to the computer through a computerized system. This is where the order item is displayed on the system. Thus, a terminal for the payment process to complete customer orders. Whenever a customer account is created, they can access websites of vegetables and fish, meat systems using the Internet. The application contains customer account information, payment details, and some account setup methods. After completing all the process, the customer is provided with the selection of selected vegetables and fish, meat order of choice. In this way, the customer can buy vegetables and essential products on the website for the application. The restaurant has been described as the main customer in this system.

In the process, all other customers will receive this application for order processing. So, it is mentioned briefly.

Interactive visual order system

In the market, promoting business is challenging and tough. There are plenty of competitors in the market. At busy times, customers rush to take their food and go to work. Restaurant businesses will not spend much time buying more essential vegetables and if it is too difficult to buy the product. This short summary is a system

that is able to serve food items to a business through a farmer's product system. Businesses are able to order from the system. The system will show them the food products presented to the farmer at the terminal and the business customers will book the products served to the farmers without delay. This system will make it easier for the farmers and system owners to pay the business customers. The system will also reduce the labor cost of the customers and create efficient order processing system.

In the raw markets, now generally the restaurant business is getting direct customer service to execute orders free of charge. Each vegetable has a view, such as a display with all the details and display all product information, enabling the customer to order very quickly and easily. Customers are able to select and order food in different food product categories. The order will be presented on the internal system admin panel and on the farmer's dashboard. This system will also reduce labor costs and create efficient food systems without any third-party help.

Comparison of some leading solutions MeenaClick.com

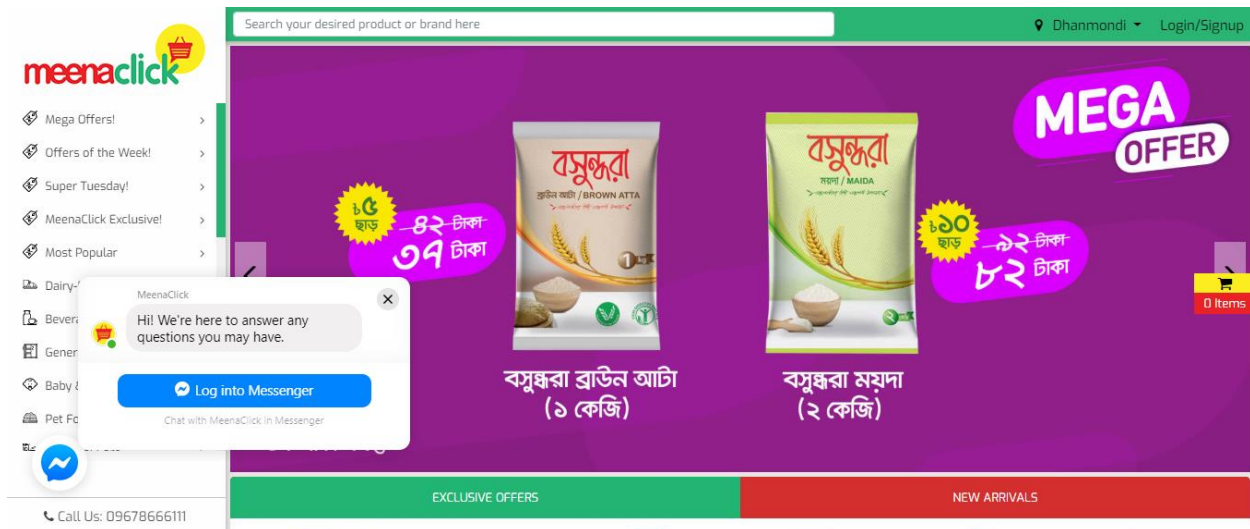


Figure 1: Ecommerce Website

MinaClick is the online platform of Mina Market, the largest retail supermarket chain in Bangladesh. This system encourages account creation and setup for other settings. Customers will be able to see their food products and order from the user's nearest supermarket. With its new product, quality service, Mina Bazar is today the leader in its sector. Products manufactured to collect the best possible value proposition to its valued customers are collected directly from the middlemen. Ensures the highest quality, freshness and continuous availability. It also has the convenience of online credit card payment.

(meenaClick, 2019)

chaldal.com

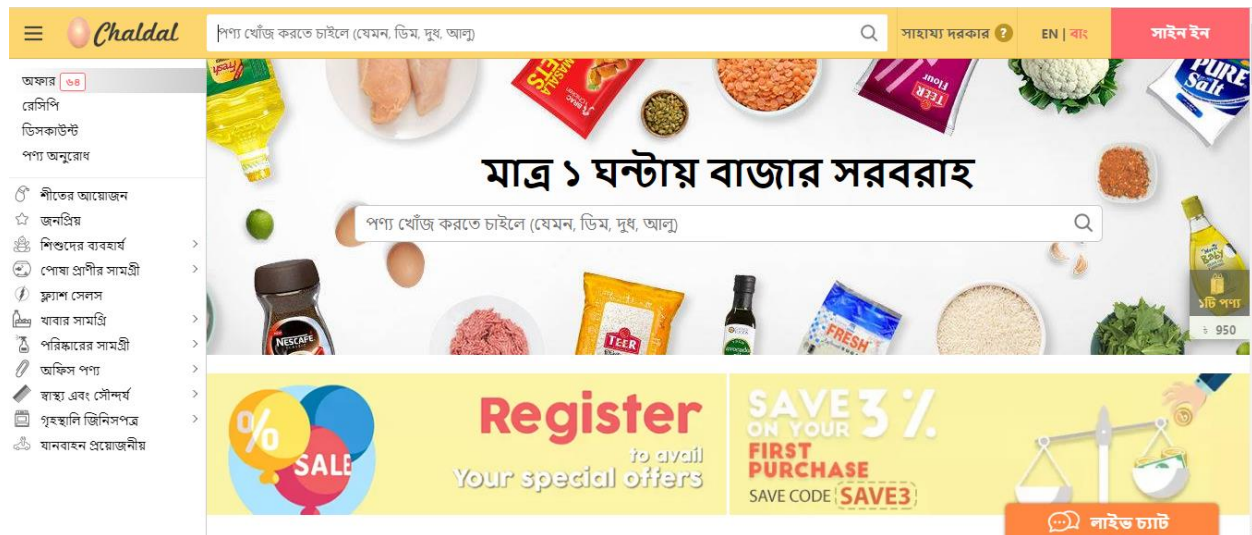


Figure 2 Ecommerce website

Basically, this software has some role-based view, which allows customers to order and serve them without any mistake. In the busyness of the present society, the cradle is a unique order processing place, with the goal that every human being can shop at home without any need. The system is also featured with an online ordering website, where customers can order online without having to be physical. With the slogan "Save time, save costs", the system is working to relieve Dhaka residents of their daily harassment. (chaldal, 2019)

shwapno.com




Figure: Ecommerce website

Dreams.com is one of the unique ways to give this system to consumers directly from the farmers' produce. This system provides location-based services. Various videos and methods have been shown on the system, including cooking techniques. There are login and registration arrangements for the customers very smoothly. The system has a system for those who want to get services in Bangla. There are good tactics for paying bills. (shwapno, 2019)

Chapter-4 (Methodology)

There are several methods for developing a project. Depending on the type of project, the user's goals, the requirements of the rules. The implementation of the procedure to be implemented in this project is discussed below.

Which methodology will be used and why?

As a methodology in this “krishohker Hasi” system project can be developed according to Agile Framework's DSDM approach. But the principles of this system are not suitable for Agile. The system has no role other than me. I have to maintain and manage everything. All end-user requirements were required to be met. This system will be further extended for later development so documentation and test code will be appropriate for the project. For this reason, DSDM and TDD will be used. The following are some of the reasons why this method will be best for this project.

- The aims and objectives of this project are very specific and clear. DSDM Arena actively works to set the goals of this project.
- This project needs to be completed within a specified time. Where the DSDM focuses on completing the project within a specified timeframe.
- Since this project is of a moderate type, the DSDM project would be appropriate to lead.
- Many alternative methods, such as modeling, repetitive development, workshops, prototyping, are used for what the customer really wants and needs.

DSDM principle:

Focus on the business need:

Decisions made on a project should be made in the light of the project goals, because at the right time and at the right price, the business needs to deliver it.

Deliver on time:

Resolving the project in a timely manner is a very desirable result and a significant success. Late delivery can reduce the logic of the project. Where market linkages and legal deadlines are involved.

Collaborate:

Active co-operation helps build good relationships with all who participate. Showing mutual support and respect for each other

Never compromise quality:

The solution to the project in DSDM must be good enough. All work should be aimed at achieving that level of quality - no less.

Build incrementally from firm foundations:

A significant difference is that Agile Space within DSDM is looking for solutions to mitigate risk before starting development for a firm project.

Develop iteratively:

Since projects can change at any time, the needs of teams must be flexible in changing them. Otherwise it no longer meets the requirements of the current business.

Communicated continuously and clearly:

Poor communication between groups and individuals often causes project failures. Therefore, the practices of DSDM have been designed in a way that enhances the effectiveness of both groups and individuals

Demonstrate control:

It is very important to ensure the precision of the work performed by the team. Because it is important to always have control over the project. Therefore, the project situation needs to be displayed at all times.

(Principles, 2019)



Figure: DSDM principle

Methodology section I used:

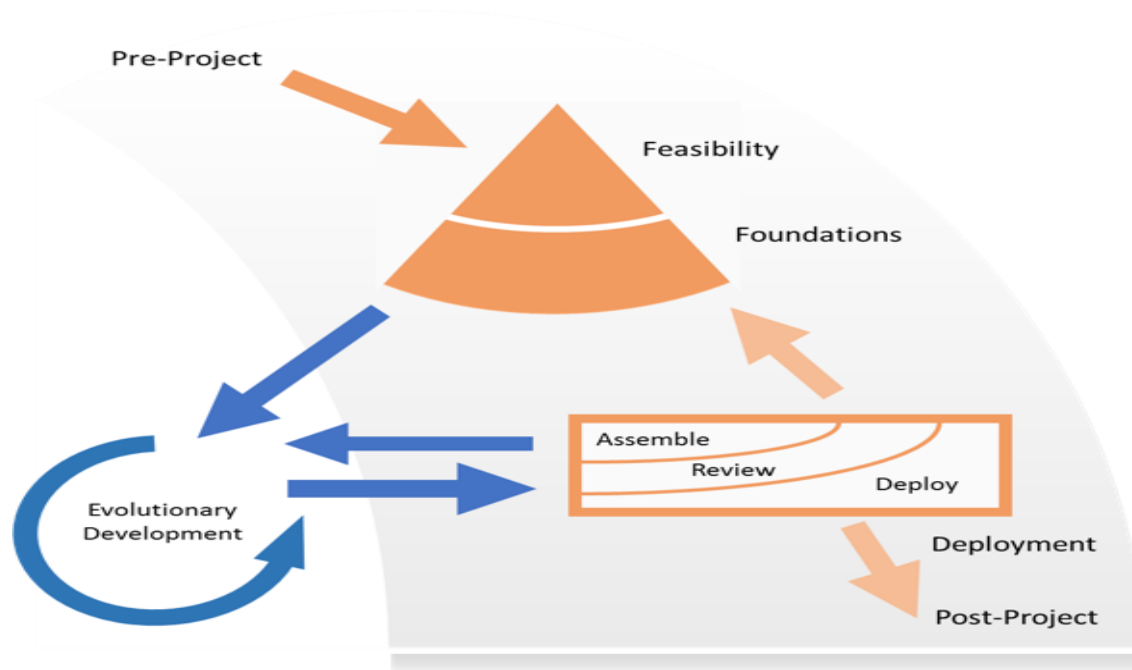


Figure 02: DSDM Process.

Pre-project:

At this stage, the projects have begun, and they have been set up correctly based on a clearly defined goal.

Feasibility:

This episode is important for decision-making in a technical, ethical, financial and business perspective.

Foundation:

At this stage, to clearly understand the project and start the project.

Evaluation:

Some of the practices that the development team will practice in the evolutionary development phase are, such as iterative development, timeboxing and Moscow's priorities, modeling together and applying these workshops from any technical point of view.

Engineering:

This is where the iterative development of the system is taken. Functional requirements are implemented in this section.

Deployment:

This section contains all the details of the project together and is the final solution for the published project. Finally deployed at the operational level.

Post-project:

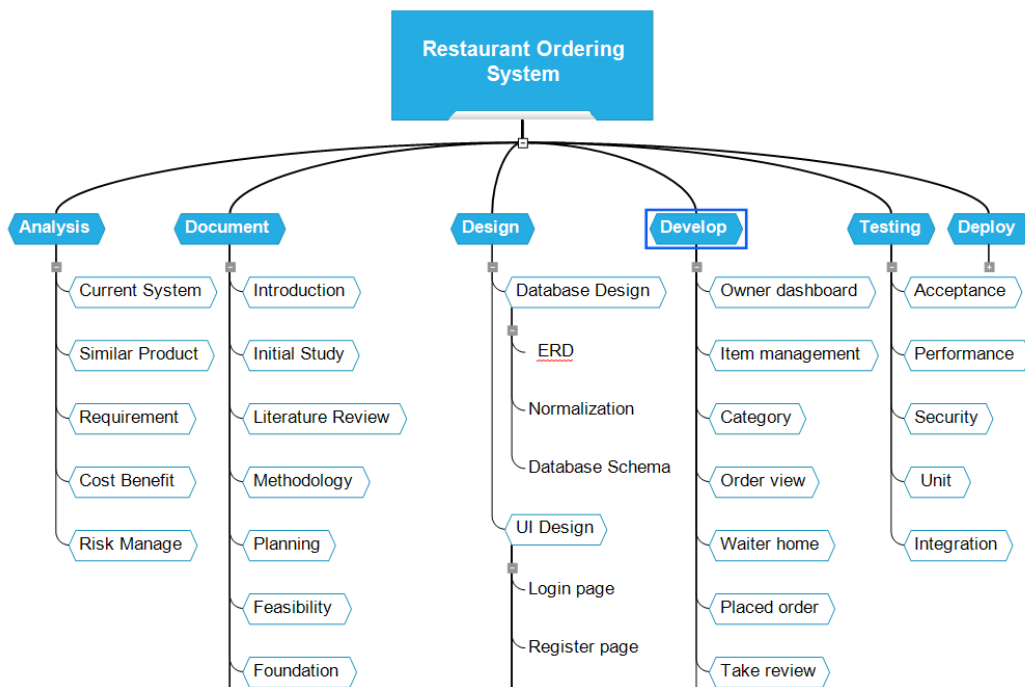
This section reviews the extent to which business benefits have been met in the final phase of the project. It is possible to reveal the immediate benefits. The maximum benefit will be observed during the pre-determined period. (Process, 2019)

Implementation plan:

When the project is completed, it will return to the engineering phase if the user is diagnosed with a problem before it is published. Once the problems have been resolved, they are integrated into the system in the right way. Then the system is finalized when the post project is completed.

Chapter -5 (Planning)

The risk arranging comes toward the starting phase of the Planning. To make an undertaking achievement, risk arranging assumes the key job. Great undertaking arranging makes guarantee a framework quality. Planning arranging must finish before beginning the system plan and the improvement. At the point when explicit errand will be start and when it will be finish, what sort of arranging will occur to carry out the responsibility that speaks to through graphs and outlines. Time box will likewise be set for the entire undertaking. In this arranging section, not just the improvement plan will occur. Hazard the executives, change the board, quality administration will likewise be considered in this part.



Undertaking plan:

The board Plan/Work Breakdown Structure:

To convey the project in time it is critical to breakdown the risk into little pieces. Work Breakdown Structure (WBS) helps for that. It's a method to separate and overcome

enormous undertakings so that complete things quicker and all the more effectively. The objective of a WBS is to make a huge task increasingly sensible. The WBS gives the establishment to all extend the executives work, including, arranging, cost and exertion estimation, asset portion, and booking. The undertaking work separating structure are given underneath as an outline.

SL No	Task Name	Start Date	End Date	Duration
1	Introduction	09-10-2019	11-10-2019	2 Days
2	Initial study	12-10--2019	17-10-2019	5 Days
3	Literature review	18-10--2019	22-10--2019	4 Days
4	Methodology	23-10--2019	26-10--2019	3 Days
5	Planning	27-11-2019	05-11-2019	8 Days
6	Feasibility	06-11-2019	07-11-2019	2 Days
7	Foundation	08-11-2019	10-11-2019	3 Days
8	Exploration	11-10-2019	12-11-2019	2 Days
9	Engineering	13-11-2019	16-11-2019	4 Days

10	Deployment	17-10-2019	1-12-2019	15 Days
11	Testing	02-12-2019	06-12-2019	5 Days
12	Implementation	07-12-2019	09-12-2019	3 Days
13	Critical appraisal and evaluation	10-11-12	12-12-2019	3 Days
14	Lesson learned	13-13-2019	13-13-2019	1 Day
15	Conclusion	14-13-2019	14-13-2019	1 Day
Total				= 60 Days

Resource allocation:

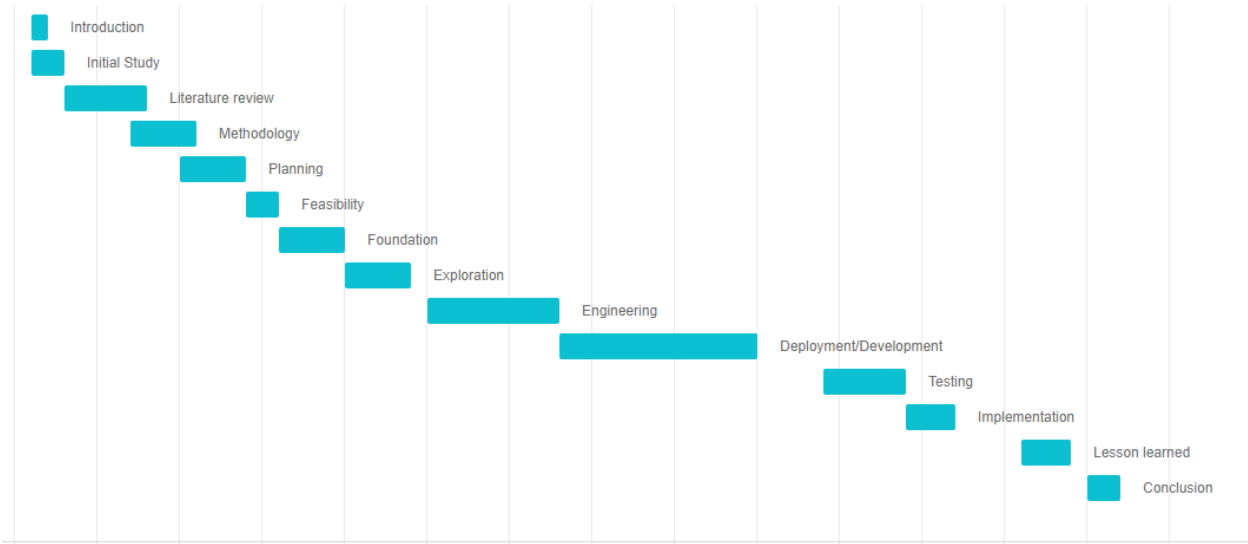
Resource allocation is the way toward relegating and booking accessible assets in the best and prudent way. Activities will consistently require assets and assets are rare. The undertaking in this manner lies with the task administrator to decide the best possible planning of those assets inside the venture plan. Asset allotment tracks venture achievement, plan, deliverable area, process, progress, cutoff time and result in best way.

SL No	Task Name	Duration	Resource Name
1	Introduction	2 Days	Analyst
2	Initial study	5 Days	Analyst
3	Literature review	4 Days	Analyst
4	Methodology	3 Days	Analyst
5	Planning	8 Days	Analyst, User

6	Feasibility	2 Days	Analyst, Developer
7	Foundation	3 Days	Analyst, Developer
8	Exploration	2 Days	Analyst, Developer
9	Engineering	4 Days	Analyst, Developer
10	Deployment	15 Days	Developer, Tester
11	Testing	5 Days	Developer, Tester, User
12	Implementation	3 Days	Analyst, Developer, User
13	Critical appraisal and evaluation	3 Days	Analyst
14	Lesson learned	1 Day	Analyst, Developer, Tester
15	Conclusion	1 Day	Analyst
Total	= 60 Days		

Gantt Chart:

Gantt diagram is one of the most famous tools that utilized for demonstrating the message purpose of a task improvement from begin to end. Gantt outline portray the exercises and when play out the activities. Below as a graph. (Gantt chart, 2019)



Test Plan:

A test plan is a definite record containing all the data thinking about the testing of an item or a task. Test plan inside a task total the obligation of understanding the work process of an undertaking alongside characterizing the clarity of usefulness of the project. Proper test plan recognizes the issue and the privilege solution.

Testing against time boxes:

A timebox is a characterized timeframe during which an errand must be cultivated. the testing is must require after each time box. It will make an obvious comprehension about the result.

Required tests:

Two sorts of test are principle in software testing. Utilitarian testing and nonfunctional testing. Those are given down.

Functional Testing:

Unit Testing:

Unit testing is a degree of programming testing where singular little unit/parts of a product are tried. The target of unit testing is to the detach area and check its accuracy. It is generally performed by designer. In SDLC, it is first degree of testing previously combination. It comprehends the designers the code base and empower them to make changes rapidly. (Unit Testing Tutorial: What is, Types, Tools, EXAMPLE, 2019)

Integration Testing:

In the wake of joining singular units and tried them as a ground, it is called coordination testing. Subsequent to doing unit testing every single individual unit, coordinating testing is expected to discover flaws during the hour of mix of units/modules. Through the reconciliation testing, it very well may be comprehended that whether numerous independently created modules cooperate true to form or not. (IntegrationTest, 2019)

System testing:

System testing done on a finished and completely incorporated programming item. The goal of the framework testing is to assess the framework's consistence against determined necessities. Is the framework working like the framework need to act? These things are guaranteed in framework testing.

Acknowledgment testing:

It is done before making the system accessible to real clients. The reason for this test is to assess the framework's consistence with the business necessities and evaluate whether it is adequate for conveyance. Clients are straightforwardly included into the testing. With clients, system acknowledgment testing is tried and plan for result.

Nonfunctional testing:

Security testing:

Security testing is the way toward assessing and testing the data security of equipment, programming, systems or an IT/data framework condition. The testing reveals vulnerabilities of the framework and discovers that the information and assets of the framework are shielded from potential gatecrashers.

usability testing:

The testing is utilized to assess the framework is easy to understand or not. It guaranteed that client effectively can deal with of the framework and ready to comprehend the framework effectively and interface of the client driven. It additionally guaranteed that client can ready to carry out their responsibilities effectively through the system.

Reliability testing:

Unwavering quality Testing is one of the keys to better programming quality. The principle motivation behind unwavering quality testing is to guarantee that framework will work with no disappointment when activities is happened between the framework. The testing is utilized to check whether the product meets the necessity of client's dependability.

Risk management:

risk management is a procedure that causes an advancement group to recognize all conceivable hazard and shortcoming that may emerge over the existence cycle of a framework. Hazard the board plan helpful to limit the dangers that partner with the task. To set up a framework, chance administration plan is exceptionally basic to dodge the

task disappointment. There are couple of steps to execute the hazard the board plan. They are given underneath –

Risk identification

Rick identification proof is help to distinguish conceivable rick in the undertaking. It is the most ideal approach to keep hazard from extend and get hurt. DSDM Atern some normal hazard in the venture by utilizing technique created. Here are a few dangers.

External Risk

Enactment clashes. In the event that task get struggle with enactment, at that point it could be chance for undertaking, or it may be get change the enactment during venture improvement. Legislative confinement is significant issue for a task. On the off chance that administration chooses to not actualize the task, so that would be significant issue for project.

Internal Risk

Information abuse. During venture advancement, there could be information abuse by designer. So, it must be worry about information usage. Data take. On the off chance that information gets taken it could be high hazard for venture usage.

Technological Risk

Infection assault. Whenever infection could assault on advancement machines. On the off chance that improvement information get misfortune, it could be enormous hazard for additional proceed with advancement. System assault. During high certification information going there could be arrange assault. By outsider permit it could be arrangement.

Risk appraisal

Rick appraisal is significant for need the hazard and takes them in the executives intend to understand them first. Here is chance appraisal for scaling on 1 – 10 dependents on framework chance. The table is given beneath.

Risk type	Risk name	Occurrence	Intensity
External	Legislation conflicts	3	9
	Government restriction	3	6
Internal	Data misuse	6	8
	Data steal	7	9
Technological	Virus attack	4	7
	Network attack	5	8

Risk precaution:

Risk type	Risk name	Occurrence	Intensity	Precaution
External	Legislation conflicts	3	9	Consult with lawyer before start project.
	Government restriction	3	6	Get govt. permission.
Internal	Data misuse	6	8	Data availability should check regular.
	Data steal	7	9	Set data protection.
Technological	Virus attack	4	7	Licensed antivirus use.
	Network attack	5	8	Use firewall and 3 rd party software to prevent attack.

Quality Management

Rules applied to maintain quality:

A project supervisor will affirm clients' affirmation of fulfillment on task quality.

As client desire everything will be conveyance by group.

Gathering will overview advance to check in the event that the wants and customers criteria have been portrayed satisfactorily.

DSDM Atern standard quality measures:

These are the viewpoints that direct toward the correct quality item.

Quality control

Quality confirmation

Quality administration

Chapter- 6 (Feasibility study)

In this chapter the project feasibility study and cost benefit will be discussed. So, let's see if DSDM brings good or bad for this project.

Feasibility study

A feasibility study helps determine how far a project can achieve success. There are three types of feasibility study out of five types of feasibility study.

Technical feasibility:

Helps determine whether technology is meeting capabilities when a project is started, focuses on available technical resources, or is able to transform technical concepts into functional systems. This project was created as backend programming with PHP. The database of the project was used with MySQL. Bootstrap users have been selected for frontend development. Which can be easily changed. There are some jQuery functions used for real time applications. This project uses JavaScript for some form validation.

So, it can be said that the project is technically appropriate.

Technical resources	Availability
PHP programmer	Yes
MySQL	Yes
Web designer	Yes
Apache server	Yes
Internet connection	Yes
JavaScript programmer	Yes

From this table it is seen that the project is technically possible because it has programmers and required software.

Operational feasibility:

A special feature of this project is the complete report of the sale made on the due date. In addition, the project will facilitate the sending of email and SMS to the customer. There is no legal opposition to this project. So, there is no problem in implementing this project. So below are some relative terms.

Terms	Is it?
Reliable	Yes
Supportable	Yes
Maintainable	Yes
Usable	Yes
Sustainable	Yes
Affordable	Yes

Operational feasibility:

This project aims to increase the fair value of the farmer and make the product easily accessible to the customer. This helps to determine the financially involved costs and benefits of the project so that the project can be financially successful. Financially, the potential depends on ongoing demand, acquisition costs and maintenance costs.

The financial feasibility of this project will be determined and the customer information can be later credited to the business. Various benefits will be transmitted to this project via email. (Why a Feasibility Study is Important in Project Management, 2019)

Cost benefit analysis:

Cost benefit analysis is extremely important before starting a project. Expenditure helps to determine what the benefits will be. Accurate calculations should be made on the

basis of project risk and cost analysis. The cost of the order system has been highlighted for implementation of the “Krishoker Hasi” Project.

Hardware requirement:

S/N	Name	Price (USD)	Price (BDT)
1	Intel Core i3 7 th Gen	114	9500
2	4GB RAM (DDR4)	35	2800
3	19-inch Monitor	100	8500
4	Motherboard	100	8500
5	Keyboard + Mouse + Casing	36	3000
6	Printer	36	3000

Software requirement:

S/N	Name	Price (USD)	Price (BDT)
1	Any Operating System	Free	Free
2	Google Chrome	Free	Free

DSDM - good or not for this project

The following are some reasons why DSDM would be good for this project.

- The project has to be completed within the stipulated time.
- Farmer's Smile Project aims to increase farmers' fair value and customer service. Thus, the project allowed for more extended delivery later.
- Farmer's Laughter Project is an application for the development of various benefits to the farmer

Chapter – 7 (Foundation)

Problem area:

Interviews used some questionnaires and observations to address the problems of a project. They are given below

Interview:

Knowing or understanding a project requires answers to many questions. The author conducted some in-person interviews in an effort to find out about project information. Those interviewees who play a significant role in the project are the farmers of the village and the restaurant owners of the city.

Restaurant owner:

Interviews with some restaurant professionals reveal some important issues. As an owner, I realized the quality of the restaurant's food is not very fresh. To save time, they buy vegetables from the surrounding market, which is not very good quality. So, restaurants should introduce the business to the farmers and become aware of how they grow food, how much they grow in a season, and what a restaurant offers as a food provider. It is of utmost importance to know that the farmer is involved with the work and to focus their attention on the tasks.

It can be a mutually beneficial relationship I need fresh food and someone needs to buy the farmer's own product. The small farm is willing to deliver right to my back door. This way restaurant businesses can still get plenty of local food.

This way the project will give the buyer to buy the farmer's product and the restaurant business will get good product. (How to Setup Farm to Table at Your Restaurant, 2019)

Farmer view:

I asked a farmer a lot of questions about their work, results and feelings. Their answers and discussions are given below.

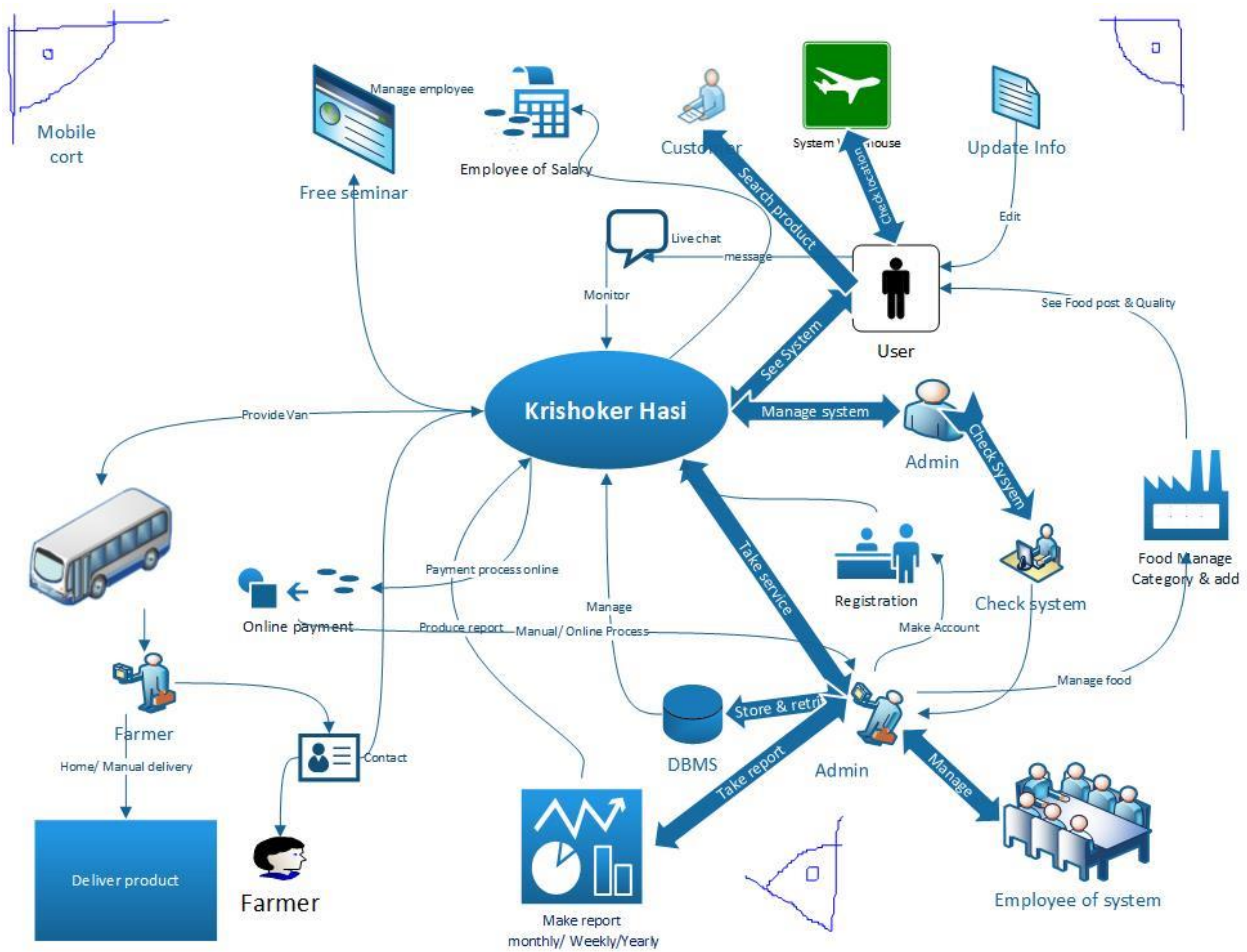
I asked a farmer a lot of questions about their work, results and feelings. Their answers and discussions are given below.

- As a farmer, selling crops is not always easy. If I bring a product to market, it is for sale on the market without any demand for departmental or district-wide reasons.
- Identifying surplus villages for sale of goods and making arrangements for traders to visit those villages or nearby collection sites will increase farmer's merchandise sales.
- By conducting transport, farmers' products are easily accessible from village to city.
- Due to the syndicate, the commodity prices of the farmers are reduced significantly

(Helping farmers with their marketing, 2019)

Rich picture:

Rich images represent the process of the entire system. It displays the actions of the user and the system controller. It helps to show business issues that go on throughout the business.



Specific problem area identification and description

Possible Solution

The conceivable solution is quite feasible and comparable. The solution of the project can be understood according to the purpose of the project. So, a possible solution is to highlight this project.

Create user management:

Creating a dashboard for customers, it will be used by the customer. The project will be accessible through the Internet with strict security. It displays more functional features of the system.

Customer control view:

The basic aspect of order processing refers to where the customer will be able to place an order. This will definitely be effective and usable for the customer.

Admin control view:

The farmers have been able to see the orders displayed and the admin takes the necessary steps to complete the process. Performs all tasks from farmer to customer.

Save order history:

All the order information is stored in the database. The customer is able to see what they want whenever they want. This is because it is very important to keep the customer's order record as history.

Produce some rules and policy:

In applying a successful system, there must be a set of conditions and policies for the use of system and products.

Overall requirement list:

There are two kinds of requirements of a system. These are functional and nonfunctional requirements.

Functional requirements

- User login/registration system
- User ordering system
- Manage ordering system.
- Create admin panel
- Report generates
- Review sections
- Category list

Non-functional requirements

- Functionality would be robust and user friendly
- Proper authorization and authentication
- Secure all kinds of data properly
- Backup all the data.
- Follow the well color contrast.

What Technology to be implemented (Client/Web/Standalone)

An application can be run in desktop and web platform. For using in desktop and mobile application, it needed to install the application. Though, this is web application so it is not needed to install. It has some following facilities.

- Main data store
- Accessible from anywhere
- Login system facility
- Easy to navigate and easy to learn

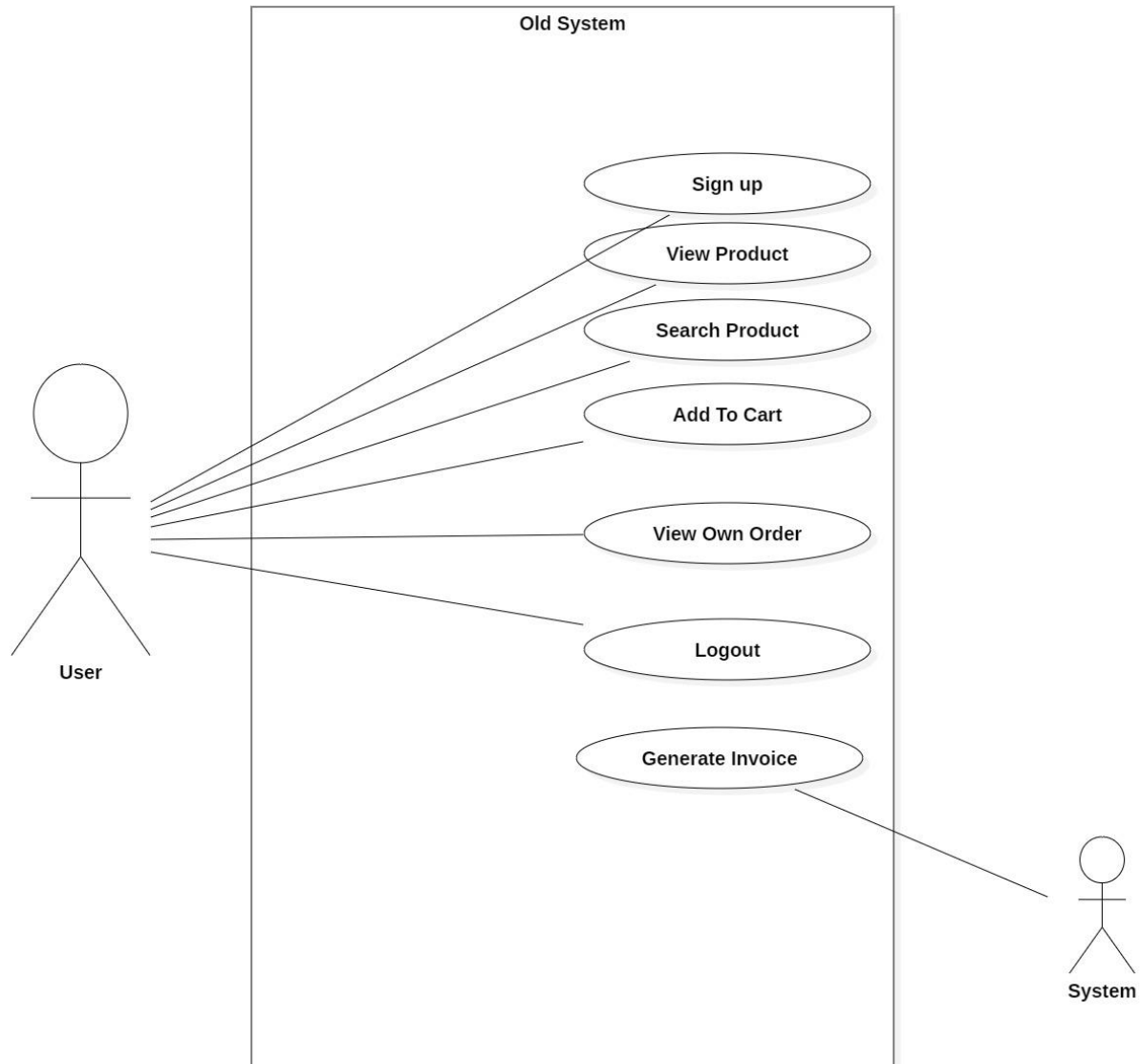
Recommendation

The web server application will be suitable for that system as its users are spreading across the country. At various times they will need to be intrusive with the system. Many customers may need intrusion to view similar information. Therefore, the client server is not suitable for this because many customers will not be able to access one and a half systems. So, the web saver application will be preferred for the system.

Chapter-8 (Exploration)

Exploration characterize the early expectations of the system. This area will contain the organized necessity list with the prerequisite index and business needs.

Old system Use case:



Activity Diagram of Proposed System:

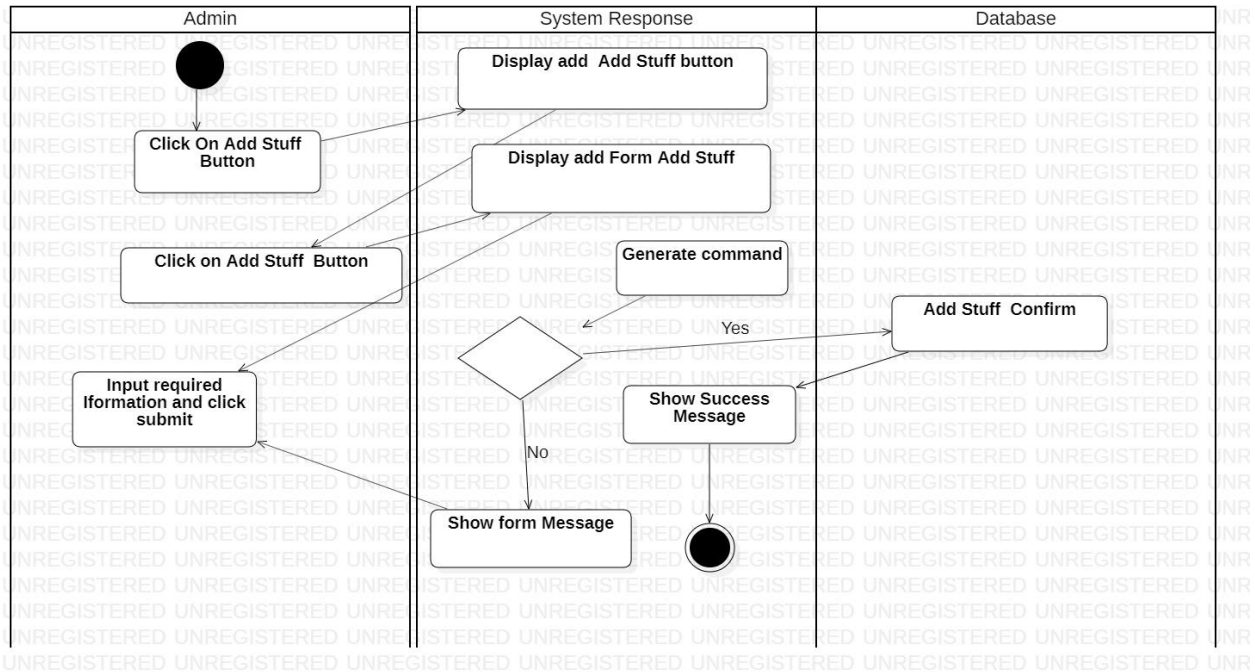


Figure: Admin in Activity Diagram

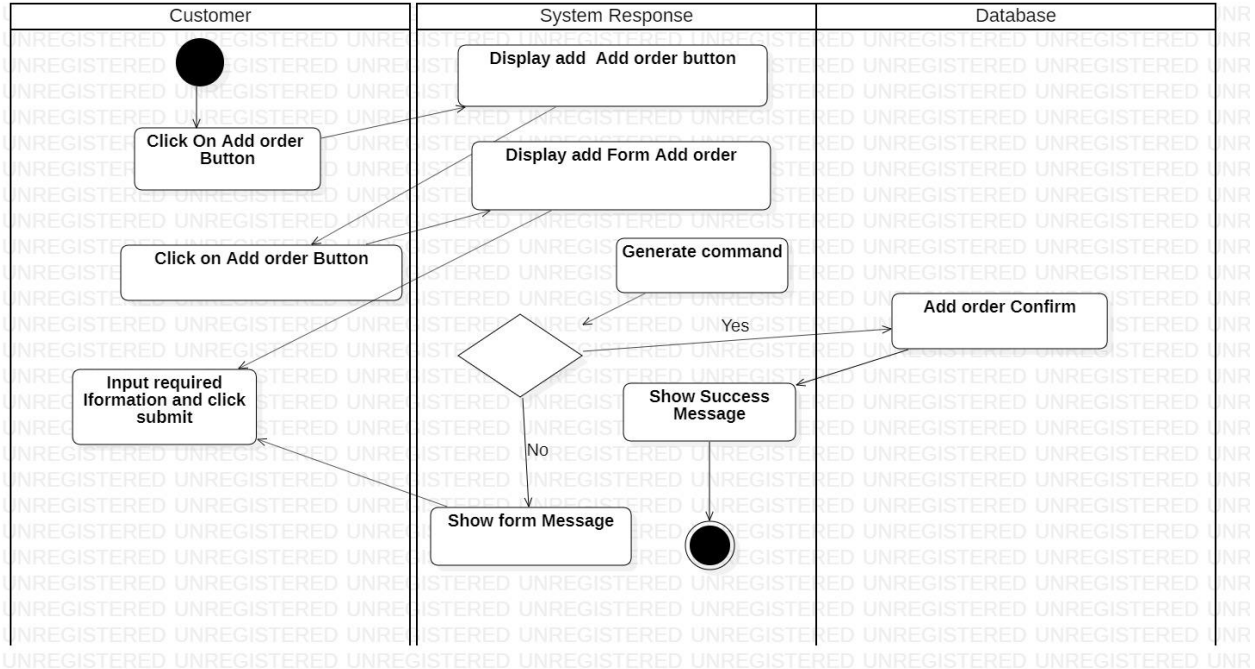


Figure: Customer in Activity Diagram

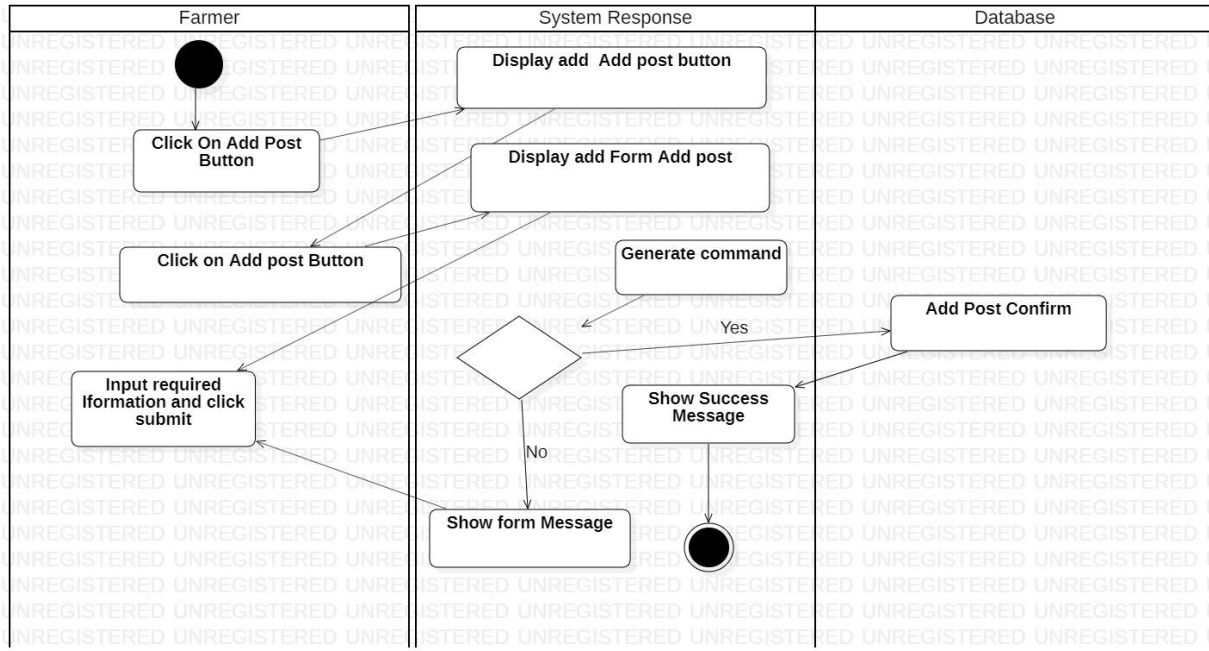


Figure: Farmer in Activity Diagram

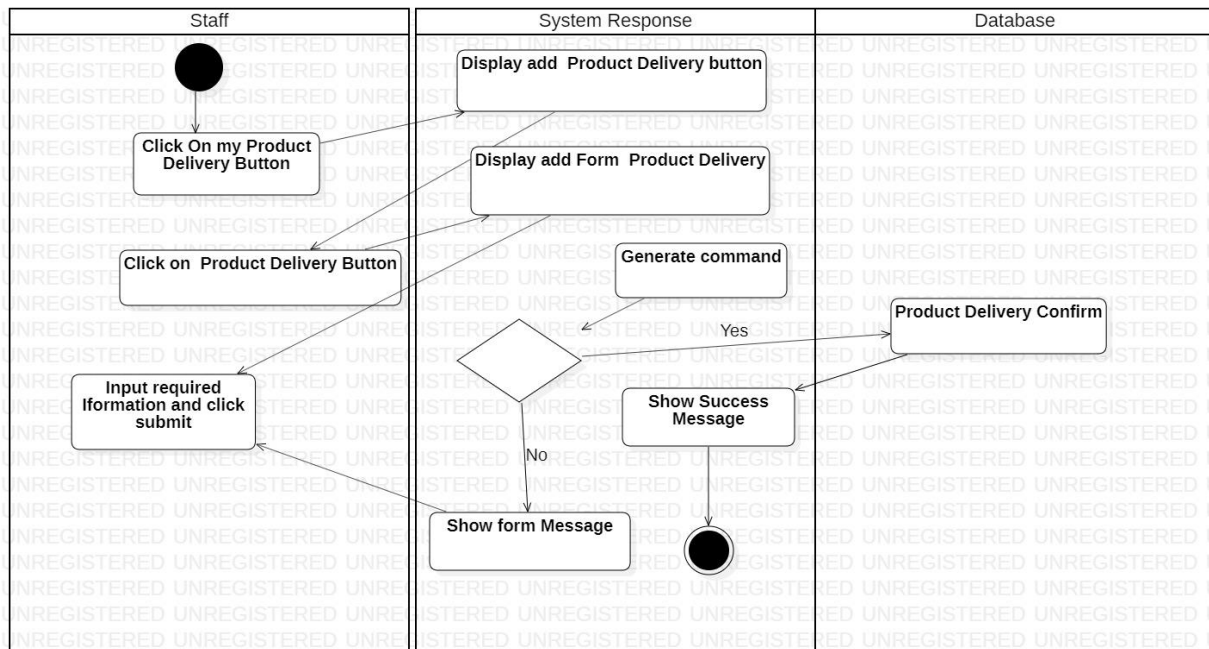


Figure: Staff in Activity Diagram

System Use case Diagram:

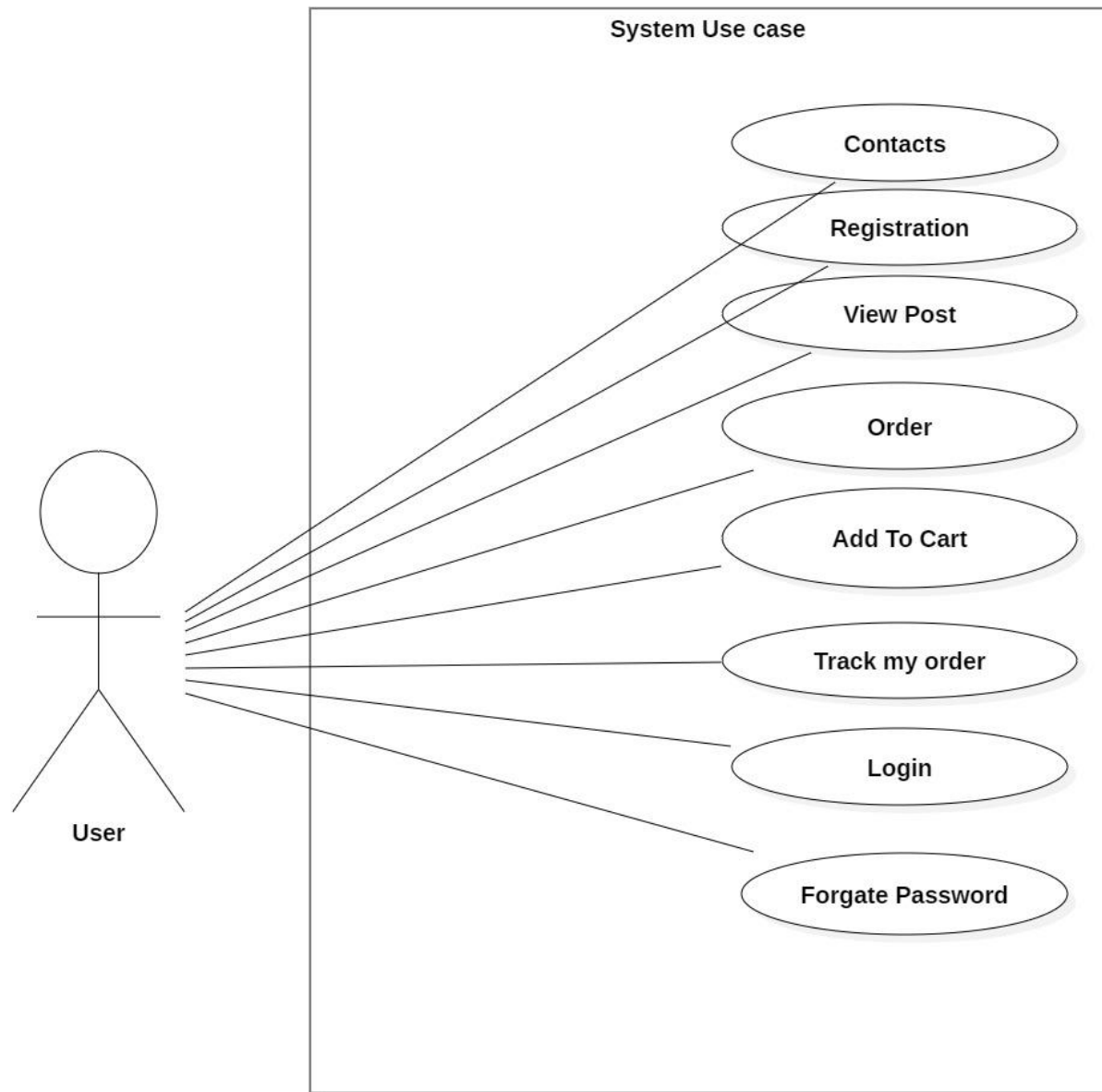


Figure: User in Use case Diagram

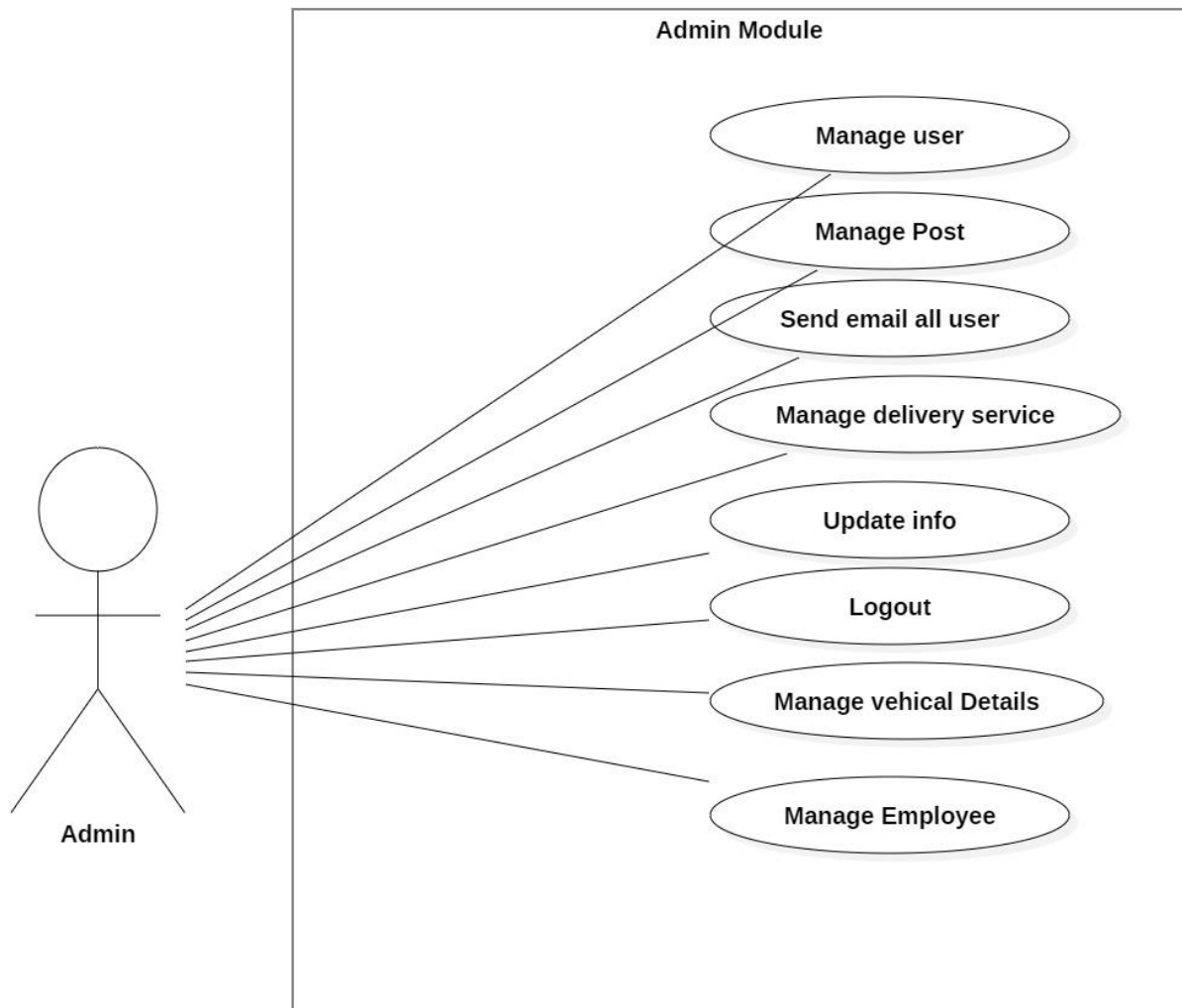


Figure: Admin in Use case Diagram

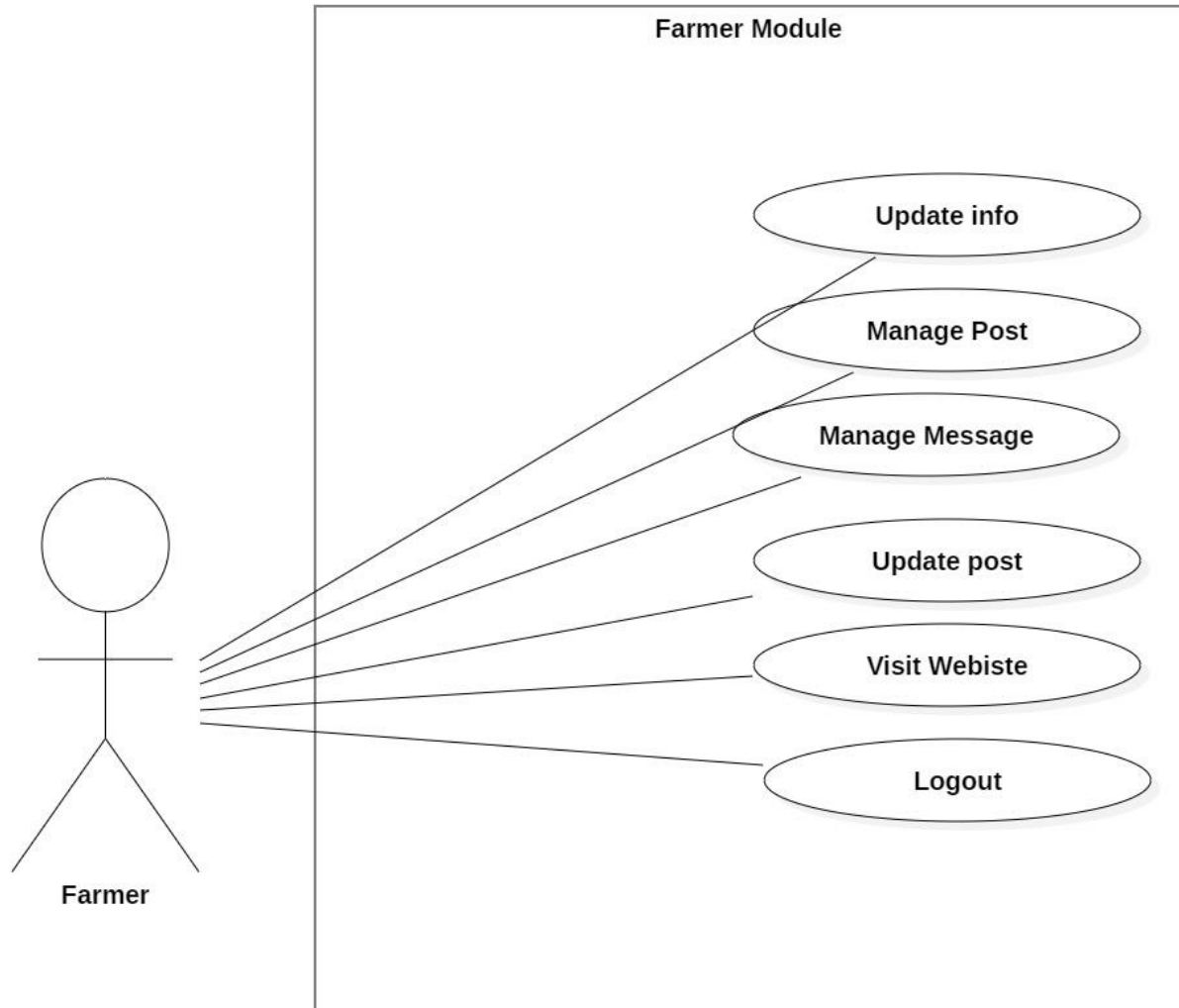
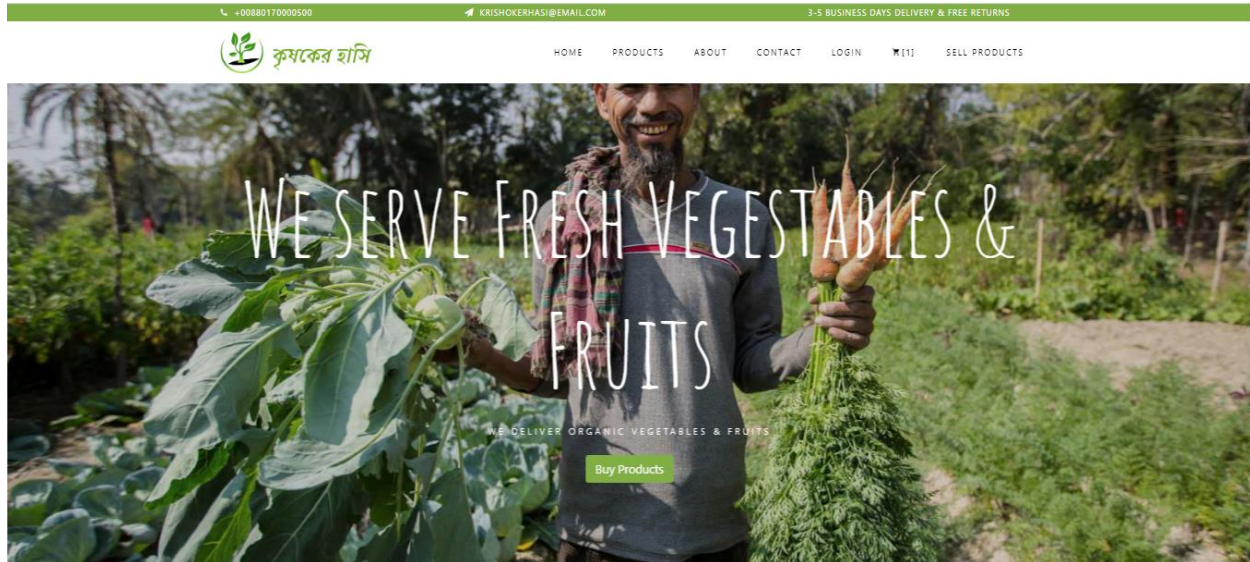


Figure: Farmer in Use case Diagram

Project system Prototyping:

Home page prototype



Login page Prototype

The image shows a mobile application login screen. At the top, there is a green header with a logo of a plant in a circle and the text 'কৃষকের হাসি' (Kusker Hasi). Below the header, there are two light blue rounded rectangular input fields. The first field contains the text 'sultan'. The second field contains three dots '...'. Below these fields is a prominent green rounded rectangular button with the text 'SIGN IN' in white. Underneath the button is a link that says 'Forget Password?'. At the bottom of the screen, there are two more links: 'HOME' and 'SIGN UP NOW', both in green text.

Product page prototype

+0088017000500 KRISHOKERHASI@EMAIL.COM 3-5 BUSINESS DAYS DELIVERY & FREE RETURNS


কৃষকের হাসি HOME PRODUCTS ABOUT CONTACT HISTORY [1] LOGOUT (sultan)

HOME PRODUCTS LIST

Show 10 entries Search:

Search by Location

- Rajshahi
- Dhaka City
- Rangpur
- Barisal
- Chittagong
- Dhaka
- Khulna
- Sylhet


	Name: Apple	Category: Fruit	Location: Joypurhat	Price: 20 Available Quantity: 100	View Details
---	-------------	-----------------	---------------------	--------------------------------------	------------------------------

Showing 1 to 1 of 1 entries Previous 1 Next

Product details prototype

কৃষকের হাসি HOME PRODUCTS ABOUT CONTACT HISTORY [1] LOGOUT (sultan)

HOME PRODUCT DETAILS



Name: Apple
 Category: Fruit
 20 TK/KG
 hgf dfgdh hgdh gf

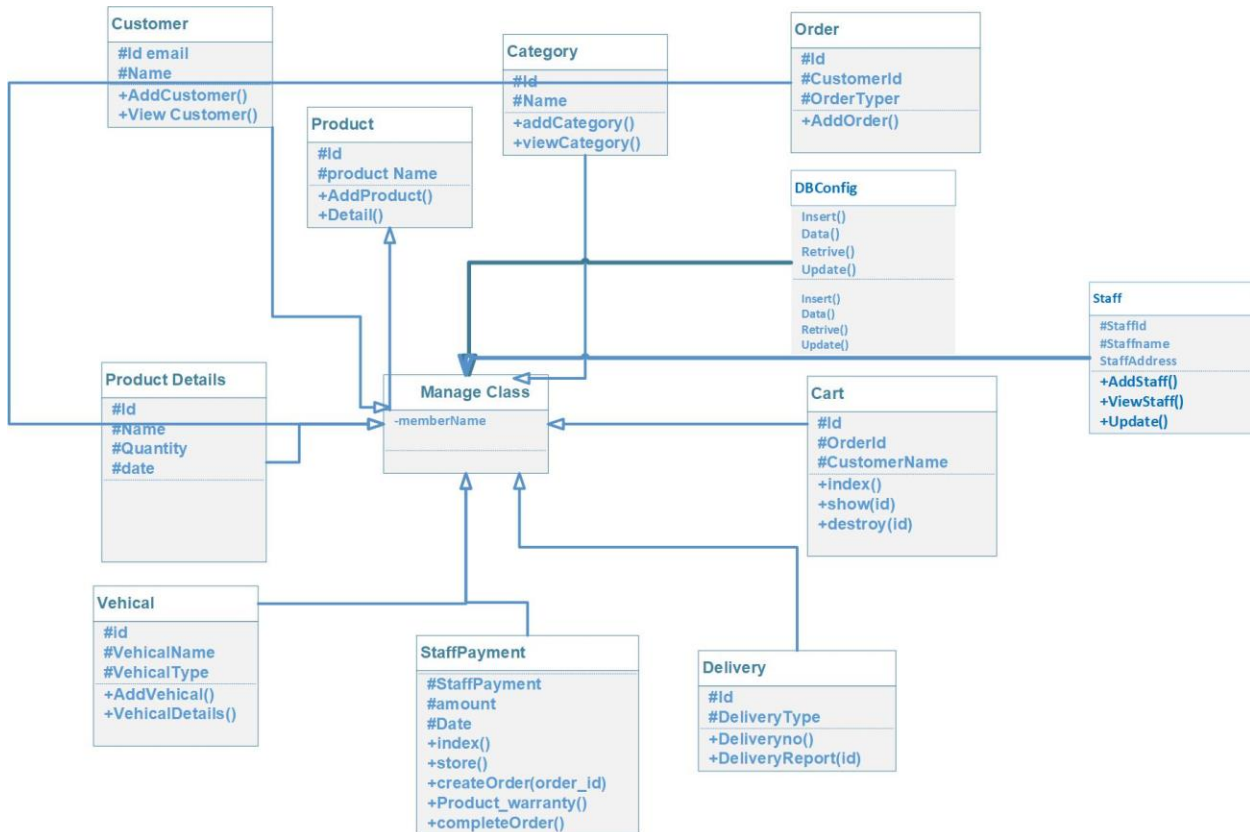
Available Quantity: 100 KG
 (You have to buy available quantity.)

[Add to Cart](#)

Chapter-9 (Engineering)

Class Diagram:

These diagrams speak to the connection between various substances in the project. It shows subtleties how elements are associated with one another. The class outline of the Krishoker hasi is given beneath-



EERD Diagram:

This relationship outline (ERD) is the graphical portrayal of how information is consistently associated. ERD speak to the data of actualizing the database. Substance Relationship Diagram of the proposed framework is given beneath:

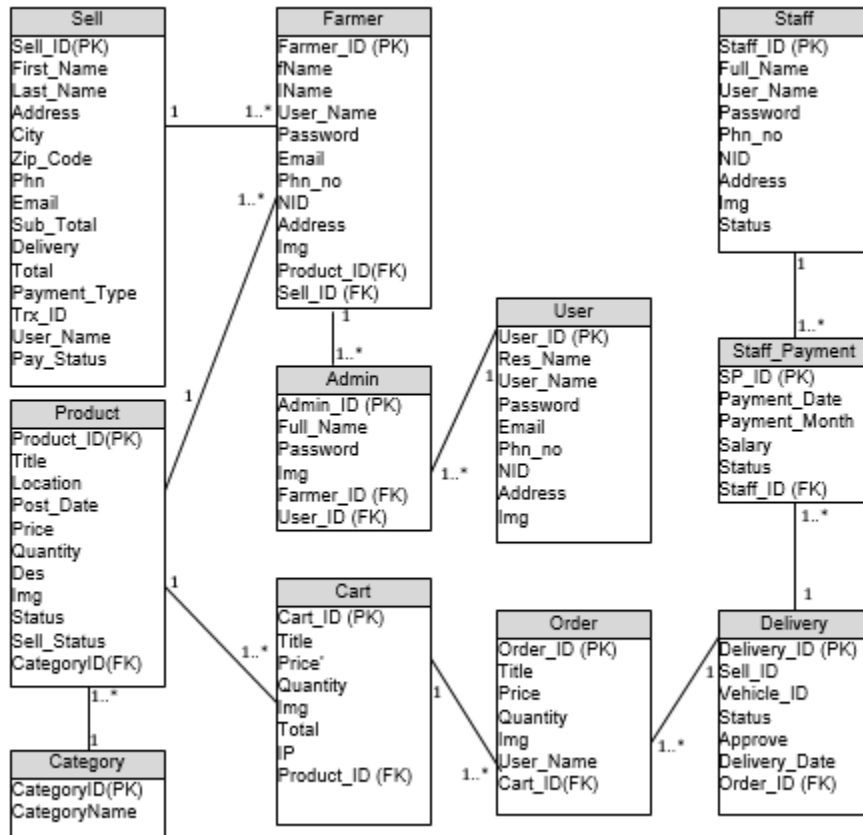
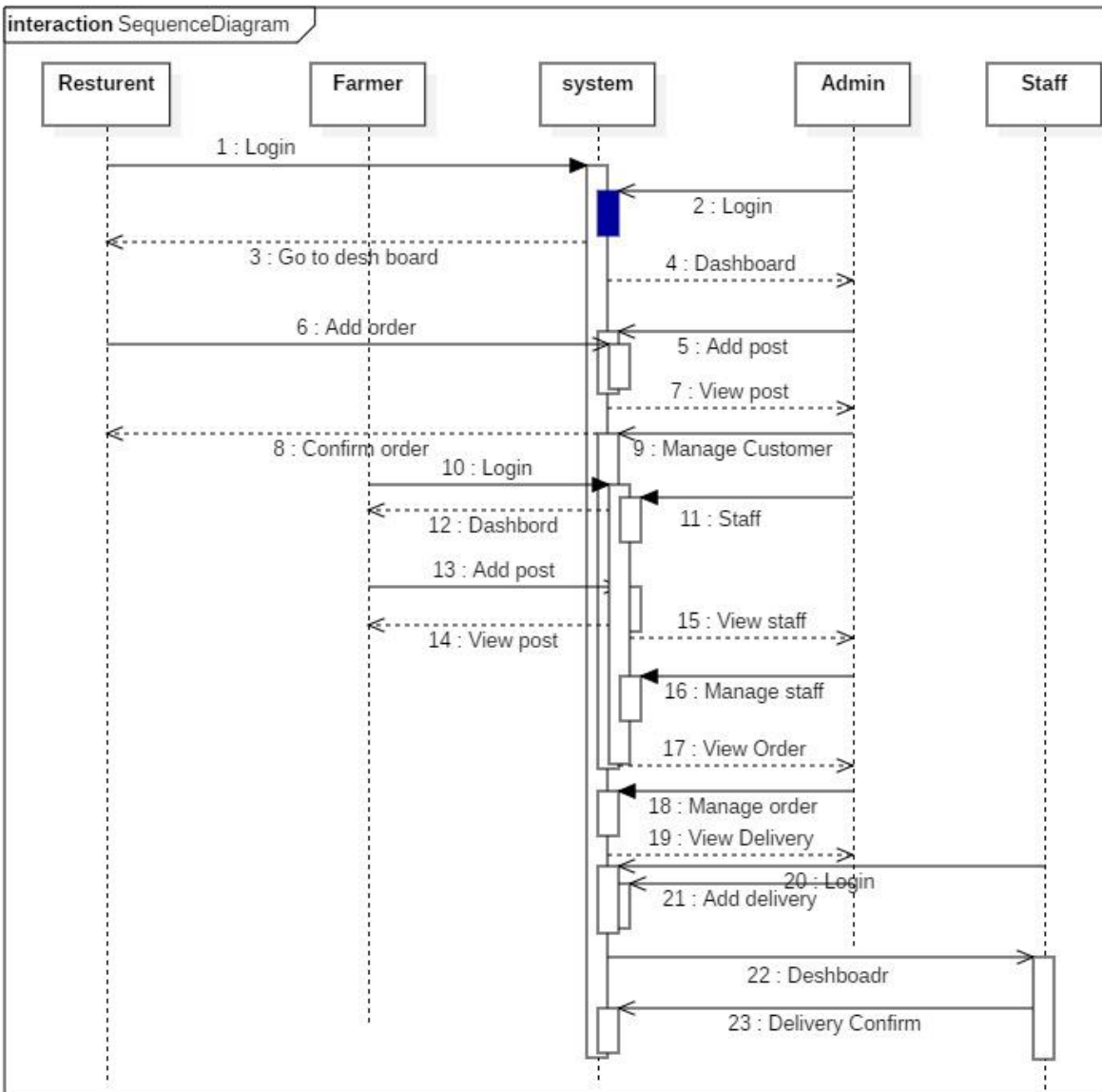


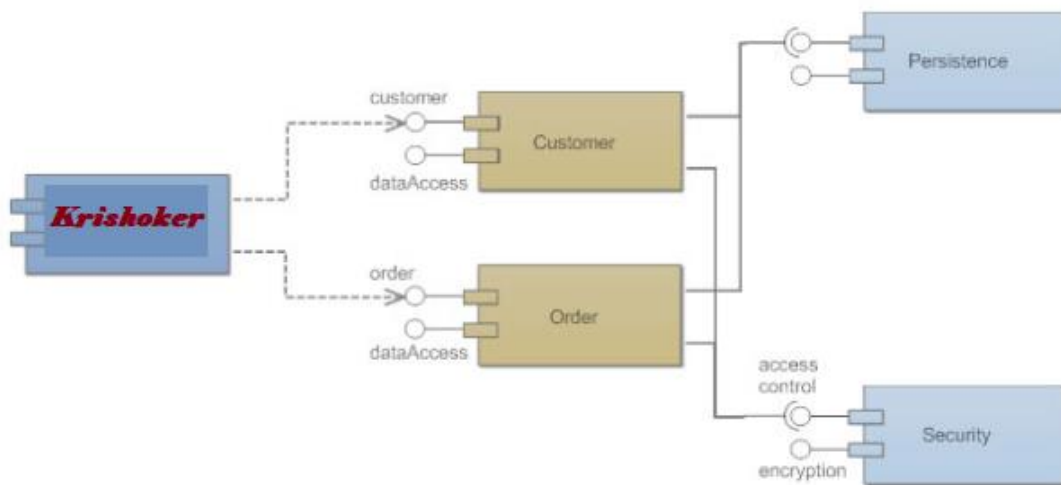
Figure: Entity Relationship Model

Sequence Diagram:



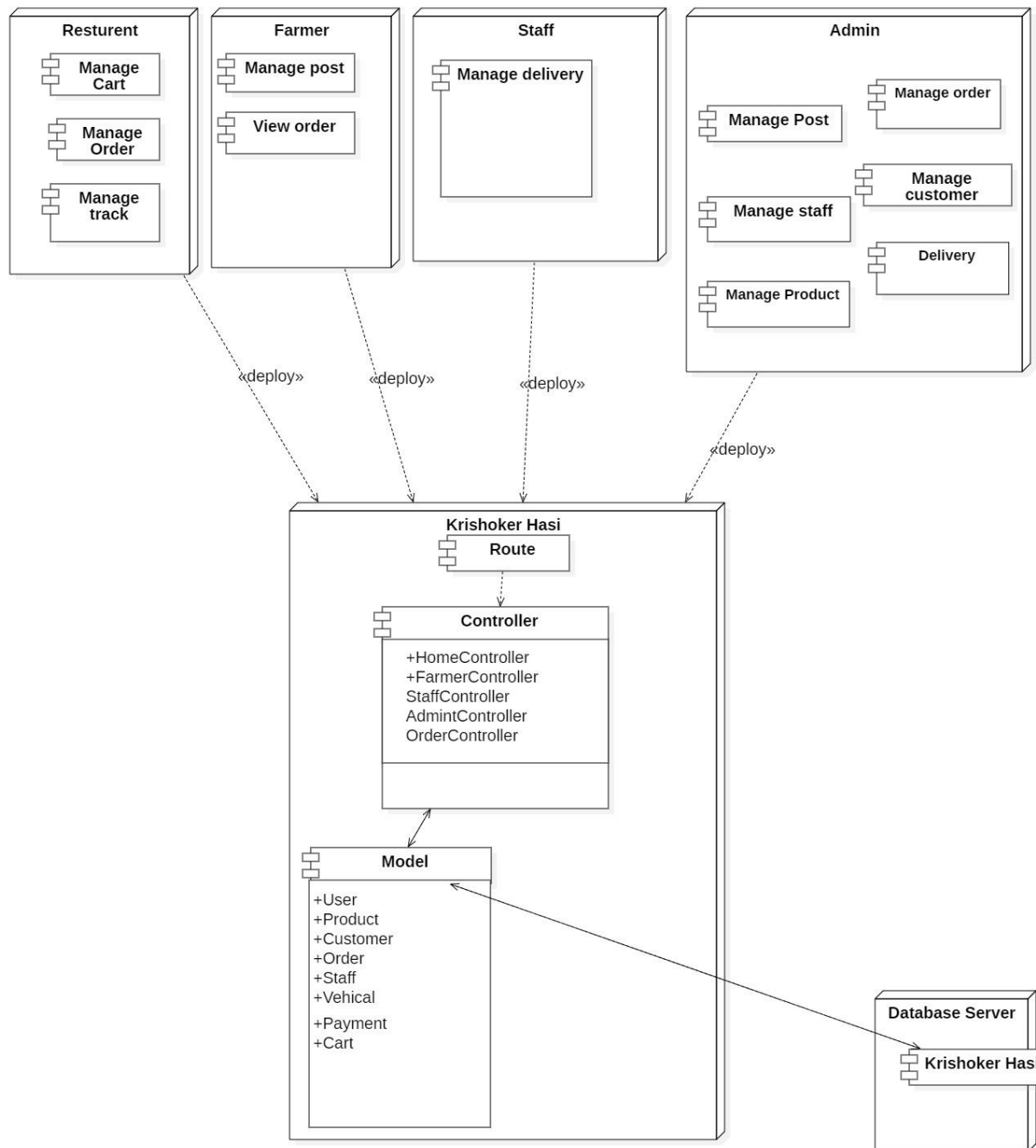
Component Diagram:

This Part graph is a visual introduction of framework clients where each physical segments of the framework is appeared as associated. It likewise executes the proposed framework practical prerequisites with checking approval. A segment chart is given underneath for the proposed framework.



Development Diagram:

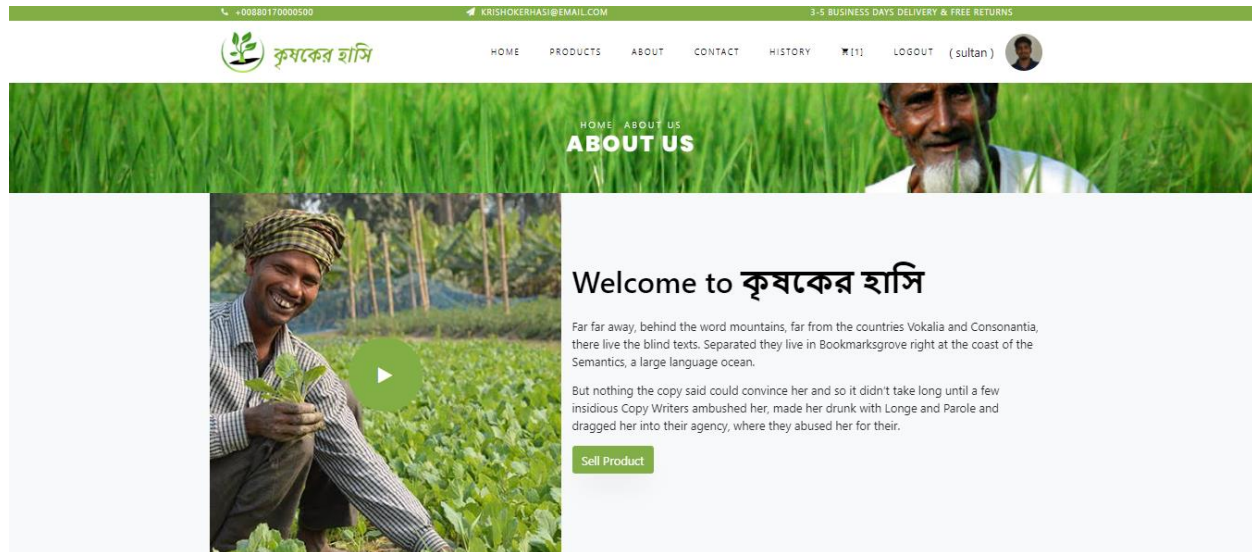
Organization chart is an auxiliary outline that speak to the design of a framework. In the framework, MVC configuration design is utilized. The MVC example and it works by the blend of model, view, and controller.



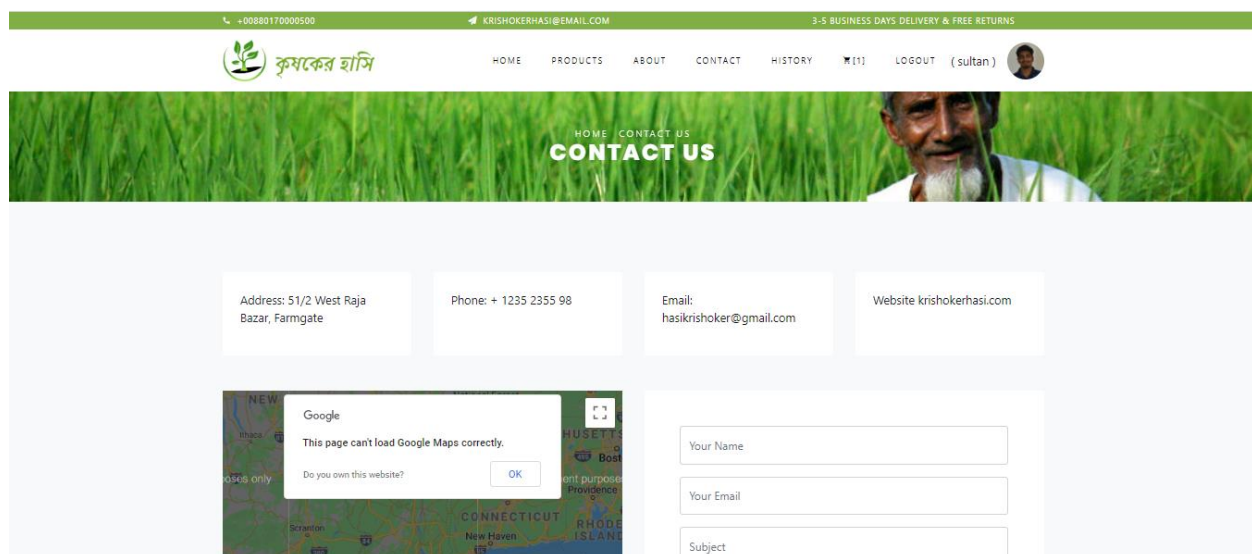
Prototype of the system:

The model of the framework is appeared in the past part. Presently the models are planned and demonstrated as follows

About the system



Contact the system



History of the system

+00880170000500 KRISHOKERHASI@EMAIL.COM 3-5 BUSINESS DAYS DELIVERY & FREE RETURNS

কৃষকের হাসি

HOME PRODUCTS ABOUT CONTACT HISTORY 11 LOGOUT (sultan)

HOME PREVIOUS HISTORY

PREVIOUS HISTORY

Show 10 entries Search:

Sell ID	Total Amount	Order Date	Payment Status	Payment Type	Delivery Date	Delivery Status
20	3000	12/27/2019	Paid	BKash	12/27/2019	Delivered

Showing 1 to 1 of 1 entries Previous 1 Next

কৃষকের হাসি
Far far away, behind the word mountains, far from the countries

Menu
Shop Now

Help
Shipping Information FAQs

Have a Questions?
51/2 West Raja Bazar, Feni

My cart of the system


+00880170000500 KRISHOKERHASI@EMAIL.COM 3-5 BUSINESS DAYS DELIVERY & FREE RETURNS

কৃষকের হাসি

HOME PRODUCTS ABOUT CONTACT HISTORY 11 LOGOUT (sultan)

HOME CART

MY CART

Product name	Price	Quantity	Total
 Apple Fruit	20 TK	100 KG	2000 TK

Cart Totals

Subtotal 2000 TK

Chapter-10 (Development)

This system has many important uses to build. How the system is developed and the development proceedings and key features of the system are shown. Is discussed below

Break down System:

Every one of the errands of forming are separating into some little assignments that makes the improvement procedure all the simpler and more proficient. The proposed framework has contained some enormous highlights that is expected to separate, else it is hard to build up the framework. As discussed below, the total solution is divided into several sections below.

(Root) Krishoker Hasi System

Home page

Login page

Register page

Dashboard

Add new category

Add new food item

View customer

View all orders

Send Email

Profile page

Staff

Payment

Delivery

Farmer

Product

Sell details

Report

Core Module Coding Samples

All core modules are implemented successfully. used for developing the system and some coding sample are given below of development process.

Add product

```

<div class="section_content section_content--p30">
  <div class="container-fluid">
    <h3 style="text-align:center; color: #82ae46;">Product Information</h3>
    <div class="row">
      <div class="div-action pull pull-right" style="padding-bottom:20px;">
        <button type="button" class="btn btn-primary" data-toggle="modal" data-target="#exampleModal">
          <i class="fas fa-plus"></i> New Product
        </button>
      </div>
      <div class="col-md-12">
        <table id="MyDataTable" class="table table-striped table-bordered" style="width:100%">
          <thead>
            <tr style="background-color: #CFCBCB; color: #000; font-size: 14px;">
              <th>Image</th>
              <th>Title</th>
              <th>Category Name</th>
              <th>Location</th>
              <th>Post Date</th>
              <th>Price</th>
              <th>Quantity</th>
              <th>Action</th>
            </tr>
          </thead>
          <tbody>
            <?php
            while ($viewProduct = mysqli_fetch_assoc($query)) {
              ?>
              <tr>
                <td class="text-center"><?php echo "<img src='../admin/'. @$viewProduct['img'] . "'height='70' width='120'>"; ?>
                </td>
                <th><?php echo @$viewProduct['title']; ?></th>
                <th><?php echo @$viewProduct['cat_name']; ?></th>
                <th><?php echo @$viewProduct['location']; ?></th>
                <th><?php echo @$viewProduct['post_date']; ?>
                </th>
                <th><?php echo @$viewProduct['price']; ?></th>
              </tr>
            }
          </tbody>
        </table>
      </div>
    </div>
  </div>

```

```

<th><?php echo @$viewProduct['price']; ?></th>
<th><?php echo @$viewProduct['quantity']; ?></th>
<td>
    <?php
        date_default_timezone_set('Asia/Dhaka');
        $current_date=date('m/d/Y');
    ?>
    <?php if($viewProduct['status'] == '1'){?>
    <form action="" method="post">
        <input type="hidden" name="product_id" value="<?php echo @$viewProduct['product_id']; ?>" class="form-control" >
        <button type="submit" name="btn_A" class="btn" <?php if($viewProduct['sell_status'] == '1'){?> disabled <?php } ?> >i class="far fa-thumbs-up"></i></button>
    </form>
    <?php elseif($viewProduct['status'] == '0'){?>
    <form action="" method="post">
        <input type="hidden" name="product_id" value="<?php echo @$viewProduct['product_id']; ?>" class="form-control" >
        <button type="submit" name="btn_D" class="btn" <?php if($viewProduct['sell_status'] == '1'){?> disabled <?php } ?> >i class="far fa-thumbs-down"></i></butt
    </form>
    <?php ?>
        <a href="editProduct.php?product_id=<?php echo @$viewProduct['product_id']; ?>" class="btn" <?php if($viewProduct['sell_status'] == '1'){?>
        <a href="?delete=<?php echo @$viewProduct['product_id']; ?>" class="btn" <?php if($viewProduct['sell_status'] == '1'){?> disabled <?php } ?>
        </td>
    </tr>
    <?php } ?>
</tbody>
</table>
</div>
</div>
</div>
</div>

```

```

<div class="modal fade" id="exampleModal" tabindex="-1" role="dialog" aria-labelledby="exampleModallabel" aria-hidden="true">
    <div class="modal-dialog" role="document">
        <div class="modal-content">
            <div class="modal-header mod-head">
                <h2 class="mod-color" id="exampleModallabel">Product Information</h2>
                <button type="button" class="close" data-dismiss="modal" aria-label="Close">
                    <span aria-hidden="true">&times;</span>
                </button>
            </div>
            <div class="modal-body">
                <form action="" method="post" enctype="multipart/form-data">
                    <div class="form-group">
                        <label>Title/Name:</label>
                        <input type="text" name="title" class="form-control" placeholder="Title/Name" required>
                    </div>
                    <div class="form-group">
                        <label>Category Name:</label>
                        <select type="text" class="form-control" name="cat_name" required>
                            <option value=""><--SELECT--</option>
                            <?php
                                $connection = mysqli_connect('localhost', 'root', '', 'hasi');
                                $sql = "SELECT cat_name from category";
                                $result = $connection->query($sql);

                                while ($row = $result->fetch_array()) {
                                    echo "<option value='". $row['cat_name'] . "'> . $row['cat_name'] . "</option>";
                                } // while
                            ?>
                        </select>
                    </div>
                    <div class="form-group">
                        <label>Location:</label>
                        <select type="text" class="form-control" name="location" required|
                            <option value=""><--SELECT--</option>
                            <option value="Joypurhat">Joypurhat</option>
                    </div>
                </form>
            </div>
        </div>
    </div>
</div>

```

```

<option value="Joypurhat">Joypurhat</option>
<option value="Bogra">Bogra</option>
<option value="Naogaon">Naogaon</option>
<option value="Natore">Natore</option>
<option value="Nawabganj">Nawabganj</option>
<option value="Pabna">Pabna</option>
<option value="Sirajganj">Sirajganj</option>
<option value="Airport">Airport</option>
<option value="Aminbazar">Aminbazar</option>
<option value="Adabar">Adabar</option>
<option value="Banani">Banani</option>
<option value="Badda">Badda</option>
<option value="Bashundhara">Bashundhara</option>
<option value="Boshila">Boshila</option>
<option value="Baridhara">Baridhara</option>
<option value="Charcharia">Charcharia</option>
<option value="Dhanmondi">Dhanmondi</option>
<option value="Dohar">Dohar</option>
<option value="Elenbari">Elenbari</option>
<option value="Farmgate">Farmgate</option>
<option value="Gulshan-1">Gulshan-1</option>
<option value="Gabtoli">Gabtoli</option>
<option value="Gulshan">Gulshan</option>
<option value="Hazratpur">Hazratpur</option>
<option value="Hazaribag">Hazaribag</option>
<option value="Hizla">Hizla</option>
<option value="Jatrabari">Jatrabari</option>
<option value="Khilgaon">Khilgaon</option>
<option value="Keraniganj">Keraniganj</option>
<option value="Kalabagan">Kalabagan</option>
<option value="Karwan Bazar">Karwan Bazar</option>
<option value="Kallyanpur">Kallyanpur</option>
<option value="Khilkhet">Khilkhet</option>
<option value="Kakrail">Kakrail</option>
<option value="Kafrul">Kafrul</option>
<option value="Lalkuthi">Lalkuthi</option>
<option value="Lalmatia">Lalmatia</option>

```

```

<option value="Moulvibazar">Moulvibazar</option>
<option value="Sunamganj">Sunamganj</option>
</select>
</div>
<div class="form-group">
<label>Price/KG:</label>
<input type="number" name="price" id="price" onblur="myFunction1()" class="form-control" placeholder="Enter Price" required>
</div>
<div class="form-group">
<label>Quantity:</label>
<input type="number" name="quantity" id="quantity" onblur="myFunction()" class="form-control" placeholder="Enter Quantity" required>
</div>
<div class="form-group">
<label>Description:</label>
<textarea class="form-control" name="desc" rows="5" id="comment" required></textarea>
</div>
<div class="form-group">
<label>Upload Image</label>
<input type="file" name="fileToUpload" id="fileToUpload" required>
</div>
<button type="submit" name="button" class="btn btn-primary btn-block">Submit</button>
</form>
</div>
<div class="modal-footer">
<button type="button" class="btn btn-secondary" data-dismiss="modal">Close</button>
</div>
</div>
</div>
<?php include("include/footer.php");
}else{
header("location:login.php");
}
?>

```

Sells report generation:

```

<div class="main-content">
  <div class="section_content section_content--p30">
    <div class="container-fluid">
      <h3 style="text-align:center; color: #82ae46;">Total Sell Report</h3>
      <div class="row">
        <div class="col-md-8 text-center">
          </div>
        <div class="col-md-4">
          <form method="post">
            <input type="submit" name="generate_pdf" class="btn btn-success" value="Download Report" />
          </form>
        </div>
        <table class="table table-bordered table-hover">
          <thead>
            <tr style="background-color: #82ae46; color: #fff; font-size: 14px;">
              <th>Sell ID</th>
              <th>Sold To</th>
              <th>Payment Type</th>
              <th>Paid Amount</th>
            </tr>
          </thead>
          <tbody>
            <?php
            $sql = "SELECT * FROM sell ORDER BY sell_id ASC";
            $result = mysqli_query($connection, $sql);
            while ($viewSell = mysqli_fetch_assoc($result)) {
              <?php
              <tr>
                <th><?php echo @$viewSell['sell_id']; ?></th>
                <th><?php echo @$viewSell['user_name']; ?></th>
                <th><?php echo @$viewSell['payment_type']; ?></th>
                <th><?php echo @$viewSell['total']; ?></th>
              </tr>
            <?php } ?>
          </tbody>
        </table>
      </div>
    </div>
  </div>
  <?php include("include/footer.php");
} else {
  header('location:login.php');
}
?>

```

Add to Cart coding sample

```

</div>
<form method="post" action="">
  <input type="hidden" name="product_id" value="<?php echo @$product['product_id'];?>">
  <input type="hidden" name="title" value="<?php echo @$product['title'];?>">
  <input type="hidden" name="cat_name" value="<?php echo @$product['cat_name'];?>">
  <input type="hidden" name="price" value="<?php echo @$product['price'];?>">
  <input type="hidden" name="quantity" value="<?php echo @$product['quantity'];?>">
  <input type="hidden" name="img" value="<?php echo @$product['img'];?>">
  <button type="submit" name="add_cart" class="btn">Add to Cart</button>
</form>
</div>
</div>
</div>
</section>

```

```

<section class="ftco-section ftco-no-pt ftco-no-pb py-5 bg-light">
<div class="container py-4">
<div class="row d-flex justify-content-center py-5">
  <div class="col-md-6">
    <h2 style="font-size: 22px;" class="mb-0">Subscribe to our Newsletter</h2>
    <span>Get e-mail updates about our latest shops and special offers</span>
  </div>
  <div class="col-md-6 d-flex align-items-center">
    <form action="#" class="subscribe-form">
      <div class="form-group d-flex">

```

```

</div>
<div class="col-md-6 d-flex align-items-center">
  <form action="#" class="subscribe-form">
    <div class="form-group d-flex">
      <input type="text" class="form-control" placeholder="Enter email address">
      <input type="submit" value="Subscribe" class="submit px-3">
    </div>
  </form>
</div>
</div>
</div>
</section>
</div>
/div>

?php include("inc/footer.php"); ?>

```

Chapter – 11 (Testing)

Testing is a significant part for in framework advancement lifecycle. Testing makes a framework strong and lessening hazard factors. Testing is the best way to make a framework bug free either during advancement or after improvement.

Test Plan Acceptance:

To make the framework effective legitimate test plan is required. The hour of the advancement of the task, testing will help to Krishoker Hasi met the predefined necessities or not and is the Krishoker Hasi is distinguish allowed to keep up its quality. Two kinds of testing will occur here, for example, utilitarian and non-practical testing. Test plan will be founded on these two testing criteria.

Utilitarian testing

- Unit test
- Module testing
- Integration testing

Non-useful testing

- Acceptance testing
- Security testing
- Usability testing

Test case:


In this section, system's related functionality will test.

Unit testing:

Test ID	Test Case	Description	Expected Result	Actual Result	Action
1	Sign Up	Registration new user by submitting data.	Data will store into database.	As expected	No need
2	Sign In	Login with wrong information.	Not allow to login and show message "Error! Your email and password not matched".	As expected	No Need
3	Sign In	Login with email & password.	Login successful and redirect to home.	As expected	No need

Actual testing is given below:

Success! Registration success.Please login

 কৃষকের হাসি
FARMER REGISTRATION FORM

Name
First Name Last Name

User Name

Password

Email


Phone No

NID No

Address

Upload Image IMG_20140616_130013.jpg

Figure: Successfully new user registration



কৃষকের হাসি

Incorrect Username or Password!!!

User Name

Password

Remember Me [Forgotten Password?](#)

SIGN IN

Don't you have account? [Sign Up Here](#)

Figure: Fail to registration with invalid information

The screenshot displays a web application interface for a farmer. The main content area features a calendar for December 2019, showing dates from 1st to 31st. The calendar is set to 'month' view. Events are listed for several days: 'All Day Event' on Dec 1st, 'Ap Repeating Event' on Dec 24th and 31st, 'Click for Google' on Dec 27th, '10:30a Meeting' on Dec 27th, '12p Lunch' on Dec 27th, and '7p Birthday Party' on Dec 28th. The date '28' is highlighted in red. On the right side, a user profile is shown with the name 'Md' and a profile picture. The profile menu includes options for 'Profile', 'Edit Profile', and 'Logout'. On the left side, a 'Menu Bar' contains links for 'Dashboard', 'Products', 'Sell Details', and 'Report'. The footer of the page contains the text 'Copyright © 2018 কৃষকের হাঙ্গি'.

Figure: Farmer successfully login and go to home page

Integration testing:

Test no	Test case	Description	Expected result	Actual result	Action
1	Sign in	Sign in using this account Username: Sojib Password:123	Farmer successfully login into homepage	It will show expected result	No need

Actual result is given below:



User Name

Password

Remember Me

[Forgotten Password?](#)

Don't you have account? [Sign Up Here](#)

Figure: Enter login info

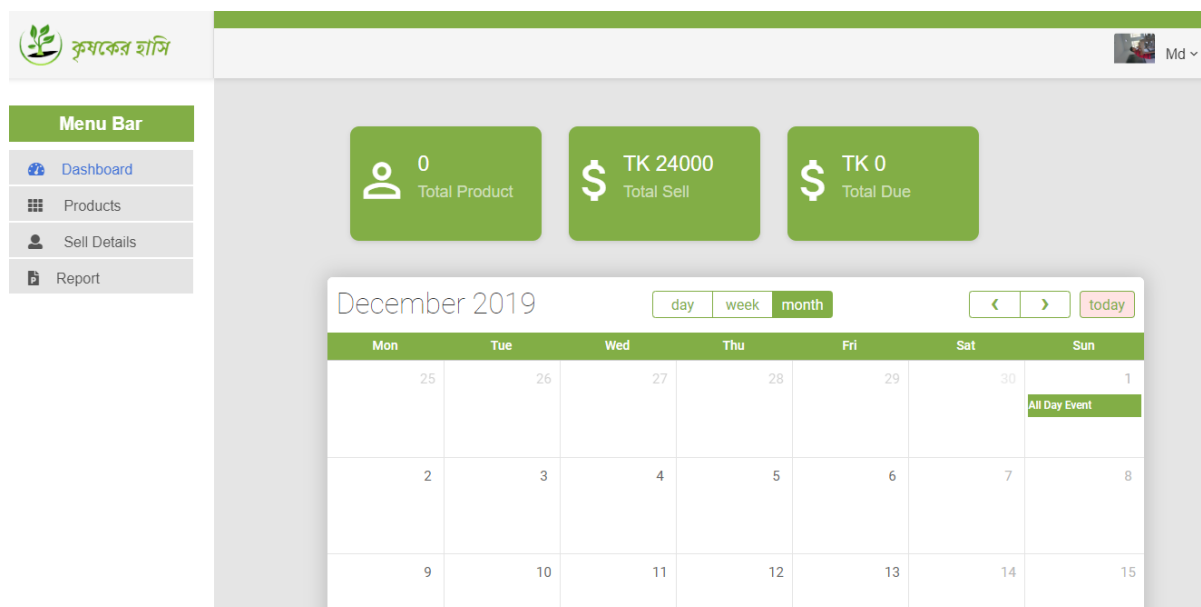


Figure: successfully login into homepage

Test no	Test case	Description	Expected result	Actual result	Action
2	Add product by farmer	Successfully add product by farmer	Product insert into the database and show farmer and customer panel	It will show expected result	No need

Product Information ×

Title/Name:

Category Name:

Location:

Price/KG:

Quantity:

Description:

Upload Image banana.jpg

Figure: Insert product details

Product Added Successfully!

Product Information

+ New Product

Show 10 entries Search:

Image	Title	Category Name	Location	Post Date	Price	Quantity	Action
	Bana	Fruit	Dhanmondi	12/28/2019	40	20	

Showing 1 to 1 of 1 entries Previous 1 Next

Copyright © 2019 কৃষকের হাসি


Figure: Show products in dashboard

Module Testing:

In this testing section, particular module will be tested. **Krishoker Hasi's** some module testing is given below:

Test ID	Test Case	Description	Expected Result	Actual Result	Action
1	Registration check.	Test for blank registration.	Every field has particular error message for keeping it blank.	As expected	No need

Actual testing is giving:

 কৃষকের হাসি
USER REGISTRATION FORM

Restaurant Name

User Name

Password

Email

Phone No

Address


Upload Image No file chosen

! Please fill out this field.

Figure: Registration form checking for blank field

Test no	Test case	Description	Expected result	Actual result	Action
2	Testing customer registration form	<p>Successfully customer registration using below info</p> <p>Restaurant name: Al Baraka</p> <p>Username: Baraka</p> <p>Password:123</p> <p>Email:Baraka@gmail.com</p> <p>Phone no:01919834567</p> <p>Address:Dhaka</p> <p>Upload image:returent.jpg</p>	Customer will login successfully and redirect to homepage	It will show expected result	No need

Actual testing is given below:



 কৃষকের হাসি
USER REGISTRATION FORM

Restaurant Name	Al baraka
User Name	baraka
Password	***
Email	baraka@gmail.com
Phone No	01919834567
Address	Dhaka
Upload Image	<input type="button" value="Choose File"/> resturent.jpg

Figure: Registration complete as Baraka@gmail.com

Acceptance testing:

Test no	Test case	Description	Expected result	Actual result	Action
1	Adding product in the cart	Customer can select product and add to cart	Product will show in the customer cart	It will show expected result	No need

		Product name	Price	Quantity	Total
		Full Copy Vegetable	120 TK	100 KG	12000 TK

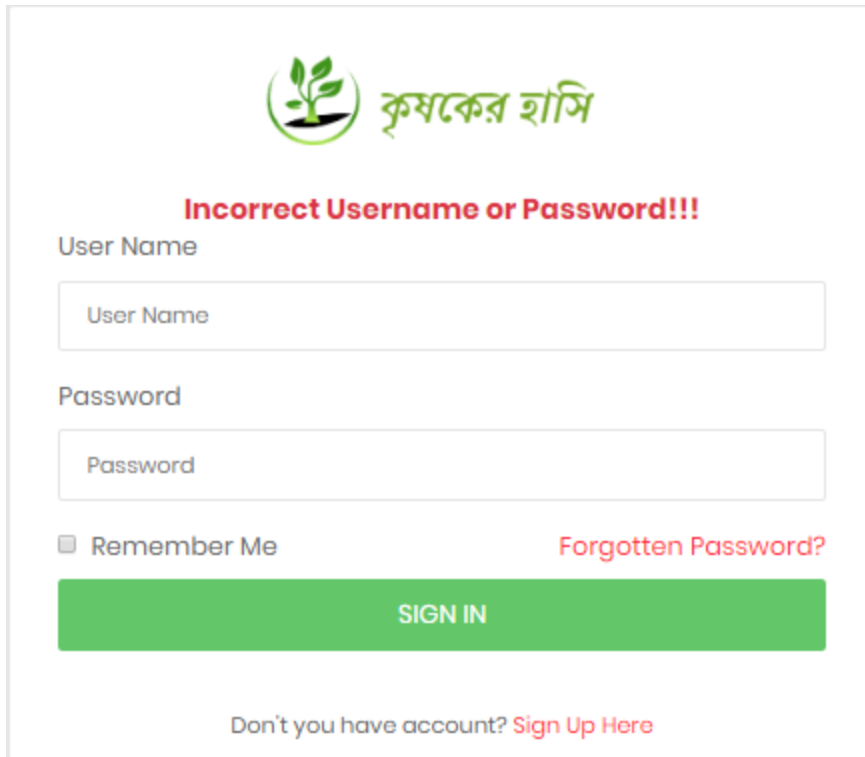
Cart Totals	
Subtotal	12000 TK
Delivery	1000 TK
<hr/>	
TOTAL	13000 TK


[Proceed to Checkout](#)

Figure: Successfully add product to the cart

Security testing:

Test no	Test case	Description	Expected result	Actual result	Action
1	Sign in with wrong data	Enter wrong data in the login form	Provide an error message incorrect username or password	It will show expected result	No need




কৃষকের হাসি

Incorrect Username or Password!!!

User Name

Password

Remember Me
 Forgotten Password?

SIGN IN

Don't you have account? [Sign Up Here](#)

Figure: Security testing

Test ID	Test Case	Description	Expected Result	Actual Result	Action
2	Role based access to system	In admin panel, user access and perform tasks according to their role.	One user doesn't see another user private activity.	As expected,	No need

Accessibility testing:

Test ID	Test Case	Description	Expected Result	Actual Result	Action
1	Old User	Old blind people using this site.	Old age people are not facing problem to work with the system.	As expected,	No need

Performance testing:

Test ID	Test Case	Description	Expected Result	Actual Result	Action
1	Performance test.	After full system implementation, system performance check is run online.	Everything is working fine accordingly as it should.	As expected,	No need

Chapter-12 (Implementation)

Know how to use a system. And the best way to know is to train. Through training, the maintenance of the user system becomes much easier. Through the training, the user can understand the use of the system. The training system is discussed below.

Title of the Training	Description
Training the users	This training will help the users to familiarize them with the web platform and its features and how to operate the system.
Workshop	Arrange workshop to promote helps other and precipitate in humanitarian deeds.

Implement scheme:

Big bang

The old system has to be shut down and the new system instantiated. it doing this method faster than everyone is down. When finished, this system implements a new system. Taking data from older systems can be a waste of time and can lead to many more problems. So, it has been implemented on a single site considering the management of a single site.

Scaling

This is an academic project so I didn't do any scaling.

Loading the balance

In this project, if the user in the system gets a lot of growth, then the system down process is not created so the balance is loaded. Load the balance on this project is of paramount importance. The system plays many roles in maintenance. If more than the specified quantity of users is used, this system can then be shared between different servers so that the system can stay up and running. It is very important to determine how many users are using the system at once and how much capacity the system has endured. Otherwise the system becomes unimportant to the user.

Chapter -13 (Critical appraisal and evaluation)

The objectives are set out below in accordance with the prerequisites of this project

- The user will be able to view the post
- Admin will maintain the system
- The user can keep track of the products
- Farmers will be able to manage the post

Objective 1:

Success Rate and Other:

The user accessing this project will log into the system via login. The view post will contain a description of what products the farmer can provide. For this the user will be able to pick up the product and easily buy the product. The system is used for real time action for this project.

Objective 2:

Success Rate and Other:

Admin will manage the system. The admin will oversee the process when the farmer will view the product and the user can purchase it if he / she wishes. Until the product is managed and delivered to the user, everything assigned to the employees will be

controlled by the admin. This system will be useful when the admin wants it. In this project, the admin will bring the new information to the user.

Objective 3:

Success Rate and Other:

The user will be able to check the status of the products. Because there will be a report of when a product was taken from the farmer. This is why the system is meant to obey many strict rules. The user should not accept any suffering through syndication or through small businesses.

Objective-4

Success Rate and Other:

The farmer must manage the post in order to display it to the consumer. In order to use any product, you must comply with all terms of the admin. There will be mention of the farmers name of the farmers post and the amount they can supply. There will be many different services available for use.

Since it is a short time lag there are not many features as the project has to be submitted on time. So only the necessary functionality is shown in the project.

Purpose that has not been fully met

What I have completely skipped ahead with this project is that the live chat service was not created to provide information about the system if the user is experiencing a problem or is aware of this system. This functionality has not been completed for a short time. Live chat needs to be hosted by a real time hosting server. In which was very

difficult in a short time. Therefore, without web hosting, it is impossible to provide the benefits of live chat. Time and time are required to implement these features so time boxes play a vital role. Moreover, new technologies have to be learned that can be applied from the very beginning.

Chapter-14 (Lessons learned)

Much experience and knowledge has been developed to develop this project. In developing, I have encountered many problems that have been solved by solving the problems. This chapter will discuss what I have learned to solve these problems.

Pre project--review-closing

Before starting the project, I had little knowledge of how to develop a real-life project for project development. While developing the project, my knowledge has grown a lot from various stages of this project and these knowledges has come step by step. Now in the last stages of project development, I can say in many ways that my skills have increased greatly during these stages of analysis, planning, implementation and testing in project development. Now so I can say that this knowledge in the future will greatly benefit my career.

What I have learned:

Gather knowledge within short time:

The development of this project is truly incredible because completing it in such a short time was a huge competition for me. One of the major problems I encountered was that I had to complete the entire development to work on this project. Real-world software companies are often seen as part of their project development, often through the creation of a project with many team members. Which makes it possible for them to practice a lot on a specific subject and apply the lessons learned from the practice to a real project. So even though it is an academic project, it has taught me to know and work on all things like system design, system planning, security, etc. Therefore, the knowledge applied in this project will make me very proficient in software development in the coming days.

Professional knowledge gathers:

'Krishoker Hasi' is a web-based project so I can learn all the technical knowledge needed to become a professional. Thinking like a user, and how to manage my system as a system owner. I have learned in project analysis what values this system will bring to me and how I can earn a good revenue. I have been able to develop this project by analyzing the market for how a project will operate in the market. So, I can say how a professional brings a product through market research to the users and I hope to identify what kind of benefits this project will bring to the users.

Learned about project development methodology:

What I accomplished using this method was very important in this project, and was able to apply my education properly. By researching many methodologies, I can choose the desired method. One of the problems created here was that since it was an academic project, it was not directly related to any methodology as DSDM was my first choice as I was developing the same project.

Testing knowledge:

A lot of testing has been done on this project. So how to do testing on a project was instructive for me.

Bring out requirement for a project:

It was a great pleasure for me to know how to collect a request for this project. I have had to master it through many methods of asking people many questions. Using MoSCoW prioritizing technology, I learned a lot according to what is needed.

Chapter-15 (Conclusion)

This is the outline of the entire System. The outline of the entire task will be obvious in the section. The objectives, worth and accomplishment of the venture will be talked about here.

Summary of the project:

The system is designed primarily for poor peasant people who are not receiving commodity prices due to their fair value syndicate. Even now, there is no web platform in our country where such a sale can be made directly within the reach of the farmers. With this system, farmers are able to hand over their produce to consumers. There are 16 chapters from the entire project, all of them well documented and each chapter concludes with the goals and objectives in mind. Not all motives are being touched or developed. However, the original system is clearly developed. Clear diagrams are included to explain the system.

Goal of the project:

The main objective of the project is to create a platform for the users to purchase the product at the right price and to sell the farmer's products and the platform benefited most of the poor / disadvantaged people. Farmers have the option of posting different products. The main goals of the system are as follows:

- To advance individuals in noble-minded exercises
- To improve socio-affordable circumstances of the nation
- To help underprivileged farmer people in the village
- To give business advantage by selling.
- To increment conservative development of our nation

Success of the project:

The objectives of the task are practiced. Utilizing the stage, ranchers can without much of a stretch post or post their produce. The ranchers can undoubtedly circulate the items to the client through this framework. Portable banking has been kept as a method for exchange of rancher's cash. On the off chance that they experience an issue, they will have the option to contact the administrator. In the event that a rancher in this framework can submit an extortion with another, the organization must have the chance to make lawful move. While huge numbers of the significant changes in our nation will bolster this national stage, the arrangement of activity will urge individuals to do philanthropic work for the general public. Framework highlights have been included and this venture is fit to be run available on the grounds that it has all the important conditions. So, it very well may be asserted that the undertaking is very effective.

What I have done in the documentation:

I have done numerous ways, exercises, graphs and plans in the documentation to achieve the task objectives. To start with, I needed to do a fundamental investigation of the undertaking where the venture proposition is incorporated, what issue the task tackles, and how it unraveled these issues. Second, in the writing audit, I have been solicited to talk about the broadness from item frameworks and the correlation with existing frameworks and what it can't do that different issues can't comprehend. A sort of philosophy I utilized in this task has given me incredible headings in the venture. I needed to clarify the framework utilizing various pictures that made a visual portrayal of the framework. Subsequently, I incorporated the improvement of the task with different test outcomes, including test code and visual picture. At last, the survey of how I executed the undertaking is featured, and here is the means by which I at long last figured out how to extend.

Value of the project:

Krishoker Hasi Project will create a revolution for the people of our country. Those who work hard have been keeping the country's economy for ages. Keeping the benefit of innocent people in such an effort will be able to create great success through the web platform. Using the website will benefit the busy people in the city of action like many middle class, poor and disadvantaged people. This project reflects my thinking as a professional. When I face a presentation for this project, I will discuss using this project as an example of my programming and other development and technical skills.

My experience:

As a result of last year's BSc project, I became confident in some aspects of the project. I have mastered working with PHP technology. Which helps me get a job in PHP technology in my future life. In this project, how does a person perform the duties of a project manager and how can he engage himself in all aspects of developing a software? At various stages of this project I have been able to solve many situations by thinking. How to collect information from customers, I have effectively completed the way to plan a project development. Exam ways to make the project efficient and secure, I learned while developing the project. These experiences will play a huge role in my real life.

References

- chaldal*. (2019, 10 28). Retrieved from chaldal.com: <https://chaldal.com/>
- Gantt chart*. (2019, 11 20). Retrieved from searchsoftwarequality.techtarget.com: <https://searchsoftwarequality.techtarget.com/definition/Gantt-chart>
- Helping farmers with their marketing*. (2019, 12 02). Retrieved from fao.org: <http://www.fao.org/3/x0530e/X0530E03.htm>
- How to Setup Farm to Table at Your Restaurant*. (2019, 12 25). Retrieved from thebalancesmb.com: <https://www.thebalancesmb.com/how-to-start-farm-to-table-at-your-restaurant-2888285>
- IntegrationTest*. (2019, 11 10). Retrieved from martinowler.com: <https://martinowler.com/bliki/IntegrationTest.html>
- meenaclick*. (2019, 10 28). Retrieved from meenaclick: <https://www.meenaclick.com/>
- Principles*. (2019, 12 01). Retrieved from agilebusiness.org: https://www.agilebusiness.org/page/ProjectFramework_04_Principles
- Process*. (2019, 11 28). Retrieved from agilebusiness.org: https://www.agilebusiness.org/page/ProjectFramework_06_Process
- shwapno*. (2019, 11 29). Retrieved from shwapno.com: <http://shwapno.com/>
- Unit Testing Tutorial: What is, Types, Tools, EXAMPLE*. (2019, 11 15). Retrieved from guru99.com: <https://www.guru99.com/unit-testing-guide.html>
- Why a Feasibility Study is Important in Project Management*. (2019, 11` 25). Retrieved from simplilearn.com: <https://www.simplilearn.com/feasibility-study-article>

Plagiarism Report

Turnitin Originality Report

Processed on: 29-Dec-2019 11:55 +06
 ID: 1238620670
 Word Count: 9560
 Submitted: 1

Similarity Index	Similarity by Source	
7%	Internet Sources:	2%
	Publications:	0%
	Student Papers:	7%

al-Project-Documentation-Md-Saiful-Islam-Sajib-ID-182-16-337.pdf By Anonymous

1% match (student papers from 29-Dec-2019)

Class: Final_project_Fall2019

Assignment: Project_Fall_2019

Paper ID: [1238620677](#)

< 1% match (student papers from 17-Nov-2010)

[Submitted to INTI University College on 2010-11-17](#)

< 1% match (student papers from 25-Mar-2019)

[Submitted to North Shore International Academy on 2019-03-25](#)

< 1% match (student papers from 18-Jul-2018)

[Submitted to RDI Distance Learning on 2018-07-18](#)

< 1% match (student papers from 16-Sep-2019)

Class: Final_Project_Summer 2019

Assignment: CIS Project Final 2019

Paper ID: [1173577982](#)

< 1% match (student papers from 16-Oct-2017)

[Submitted to Northcentral on 2017-10-16](#)

< 1% match (student papers from 23-Aug-2019)

[Submitted to NCC Education on 2019-08-23](#)