

WEB BASED COMMITTEE MANAGEMENT SYSTEM

Submitted By

Mir Monoarul Alam
ID: 172-15-9873

Chaity Das
Id: 172-15-10012

Md Safayet Hossain
Id: 172-15- 10025

This Report Presented in Partial Fulfillment of the Requirements for the Degree of Bachelor of Science in Computer Science and Engineering

Supervised By

Dr. Sheak Rashed Haider Noori
Associate Head and Associate Professor
Department of CSE
Daffodil International University



DAFFODIL INTERNATIONAL UNIVERSITY

DHAKA, BANGLADESH

SUMMER 2020

APPROVAL

This Project titled “**Web Based Committee Management System**”, submitted by **Mir Monoarul Alam, ID: 172-15-9783, Chaity Das, ID: 172-15-10012, Safayet Hossain, ID: 172-15-10025** to the Department of Computer Science and Engineering, Daffodil International University has been accepted as satisfactory for the partial fulfillment of the requirements for the degree of B.Sc. in Computer Science and Engineering and approved as to its style and contents. The presentation has been held on 7th October 2020.

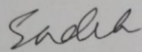
BOARD OF EXAMINERS



Dr. Syed Akhter Hossain
Professor and Head

Department of Computer Science and Engineering
Faculty of Science & Information Technology
Daffodil International University

Chairman



Md. Sadekur Rahman
Assistant Professor

Department of Computer Science and Engineering
Faculty of Science & Information Technology
Daffodil International University

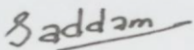
Internal Examiner



Subhenur Latif
Assistant Professor

Department of Computer Science and Engineering
Faculty of Science & Information Technology
Daffodil International University

Internal Examiner



Dr. Md. Saddam Hossain
Assistant Professor

Department of Computer Science and Engineering
United International University

External Examiner

DECLARATION


We hereby declare that this project has been done by us under the supervision of Name **Dr. Sheak Rashed Haider Noori, Associate Head and Associate Professor**, Department of CSE Daffodil International University. We also declare that neither this project nor any part of this project has been submitted elsewhere for the award of any degree or diploma.

Supervised by:




Dr. Sheak Rashed Haider Noori
Associate Head and Associate Professor
Department of CSE
Daffodil International University

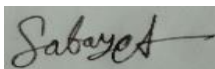
Submitted by:



Mir Monoarul Alam
ID: 172-15-9783
Department of CSE
Daffodil International University



Chaity Das
ID: 172-15-10012
Department of CSE
Daffodil International University



Safayet Hossain
ID: 172-15-10025
Department of CSE
Daffodil International University

ACKNOWLEDGMENT

From starting this article we should express first our heartiest and gratefulness to Almighty Allah for his blessings on us to be able to complete the conclusive year project successfully.

This would not be happen to make this possible without the help of our fellow teachers, so we would like to propagate our heartiest thanks to all of our respected teachers. We are also thankful and grateful to our supervisor sir **Dr. Sheak Rashed Haider Noori**, Associate Professor and Associate Head, Department of Computer Science and Engineering (Daffodil international university) Dhaka. He has profound knowledge and eager interest of our supervisor in the field of **Committee Management System**. We also grant our gratitude to other faculty member and the staff of CSE department for their kind helps to finish our project. He has lots of interest and knowledge in this field and he encourages us to take this project as a challenge. His excellent guidance, energetic supervision, valuable advice, constructive experience and his endless patience made it possible to complete our project.

We would also like to grant our deepest gratitude to **Prof. Syed Akhter Hossain**, Professor and Head, Department of CSE, Daffodil international university, Dhaka. He helps us a lot to fulfill our final project and also gives us inspiration and motivation to build up our confidence.

We would like to thanks our all course mate who took part to part in this project while we completing the project work. We must acknowledge with due respect our parents who give us constant and support and patience our parents.

ABSTRACT

Due to the current situation for any organization uses web base sites are more valuable for reached the goal. We reached the appropriate and successful alliance of technologies but the previous ten years period made a big gap between the technology and the support of our teachers. For engineer students and teachers, we should establish a convenient way of communication to develop their skills and experiences. For research, plan and study literature search is a key step in performing good and clean research. It involves a systematic search for studies and gains a clear report of study identification. The purpose of literature review is for provide foundation of knowledge, gaps in research, conflicts in past research; examine the state of current knowledge of any engineering students. Our project is a web committee management system for university, organization and others corporate company. The university management will access to web application portal to manage, collect and update all data online. It provides the facilities to connect all committee members in a shortest time. This site is allowed open to all the teachers and students who are connect with group activities. All the members, convener's personal information and contacts are able to find which are valuable for making any committee. This management system identifies for suitable place in save time and maintains a lower cost also. This committee management system is a smart online application for a suitable place of university, organizations and other group activities.

TABLE OF CONTENTS

CONTENTS	PAGE NO
Approval	ii
Acknowledgement	iv
Abstract	v
Table of contents	vi, vii, viii
List of Figure	ix, x
CHAPTER	
CHAPTER 1: INTRODUCTION	1
1.1 Introduction	1
1.2 Motivations	2
1.3 Objectives	3
1.4 Expected Outcome	4
1.5 Report Layout	5
CHAPTER 2: BACKGROUND	6
2.1 Introduction	6
2.2 Related Works	7
2.2.1 Web base school management	7
2.2.2 Club management system	7,8
2.2.3 Online requirement system	8
2.2.4 Event management system	8,9
2.2.5 Warehouse management system	9
2.3 Comparative Studies	10
2.4 Scope of the Problem	10,11
2.5 Challenges	11

CHAPTER 3: RQUIREMENT SPECIFICATION

3.1 Business Process Modeling	12,13
3.2 Requirement collection and Analysis	13,14
3.3 Use case modeling and Description	15,16
3.4 Logical Data Model	17
3.4.2 ER diagram	18
3.5 Design Requirements	19

CHAPTER 4: DESIGN SPECIFICATION

4.1 Front-end Design	20
4.1.1 HTML	21
4.1.2 CSS	21
4.1.3 Bootstrap	22
4.1.4 Java script	23
4.2 Back-end Design	23
4.2.1 PHP	23
4.2.2 XAMPP	24
4.3 Interaction Design and UX	25
4.4 Implementation Requirements	26

CHAPTER 5: IMPLEMENTATION AND TESTING

5.1 Implementation of Database	27
5.2 Implementation of Front-end Design	30
5.3 Implementation of Interactions	36
5.4 Testing Implementation	36,37
5.5 Test Results and Reports	37

CHAPTER 6: DISCUSSION AND CONCLUSION	
6.1 Discussion and Conclusion	38
6.2 Scope for Further Development	38
REFERENCES	39,40
APPENDICES	41

LIST OF FIGURES

FIGURES	PAGE
Figure 2.2.1: Screenshot of Scholl management system	7
Figure 2.2.2: Screenshot of club management system	8
Figure 2.2.3: Screenshot of online recruitment system	8
Figure 2.2.4: Screenshot of Event management system	9
Figure 2.2.5: Screenshot of Warehouse management system	9
Figure 3.1.1: Business Process Modeling.	13
Figure 3.2.1: Waterfall Model.	14
Figure 3.3.1: Use case Diagram of committee management system.	16
Figure 3.4.1: Logical Data Model.	17
Figure 3.4.2: ER Diagram of committee management system.	18
Figure 4.1.1: Front-End design of Login page.	20
Figure 4.1.2: Password reset page design.	21
Figure4.1.2.1: HTML and CSS design for front-end design.	22
Figure4.2.2.1: Using MYSQL for Database management system.	24
Figure 4.3.1: Committee list of committee management system.	25
Figure 5.1.1: Implementation of user table database.	28
Figure 5.1.2: Committee Table.	28
Figure 5.1.3: Committee Member Add table.	28
Figure 5.1.4: Committee Post Database table.	29
Figure 5.1.5: Committee comment table.	29
Figure 5.2.1: User table front page.	30
Figure 5.2.2: Dashboard of Committee panel interface.	31
Figure 5.2.3: Committee Profile dashboard	31
Figure 5.2.4: Information of committee member's profile.	32
Figure 5.2.5: Notice board panel.	32
Figure 5.2.6: Create committee interface panel.	33

Figure 5.2.7:	Create committee information update panel.	33
Figure 5.2.8:	Updating notice box interface.	34
Figure 5.2.9:	Create User Page.	34
Figure 5.2.10:	Convener information update panel.	35
Figure 5.2.11:	Admin list of committee Management system.	35

CHAPTER 1

INTRODUCTION

1.1 Introduction

Nowadays all the company and institution need to synchronize their all events fast and clean. In this reason we need to develop a system which is structural and well organized to providing needs. Committee management system is a web application which helps the authorities to maintain the events committee in a university or organization. It can handle the matters of managing a committee without getting any rush. Every function can be controlled by admin. User can easily signed up and make use for their essential works. In this application user can see the committee members, conveners and easily make to able contact with them. Admin will update the information each one by one and make the different events.

This project completed going through lots of analysis, investigation, design, implementation, and ending with system review. The committee management system that facilitate the event makers or organizer for maintaining an event or function. People can view the post and submit a comment for responding the post. This project helps to find out all the committee members who include different committee as a member or organizer or very important person. This will help to save important time and less trouble to find anyone.

Nowadays project is a professional working and real life also. Everyday worker are facing a new problem and find a clear solution to solve the problem. In our real life project grows up our vast knowledge, increasing our working skill and experience and make a hungriness to find out the solution of a problem. So we also tried to make a solution to make an easy way for every institution, company and organization. The committee management system will be achieve our desire goals and come up with the indeed project.

1.2 Motivation

We are confronting a major issue at the season of our university program. We were searching for all the members who included the events. But we could not able to manage all the contact and information about them. Then we for different sites, and portal but we could not find any proven information about the members. Then we noticed that currently this type of management application is rare in Bangladesh. So we started to make this project for sake of every event or functional program. When an event management wants to make a committee they will easily access all the members. They can collect all the decided members information and contact. After that an event maker can post his messages to make all the members active and easy to in their touch. After completing this project we expect our working experience in practical life and research skills are improve much better. Our project is an open issue for managing a committee, an event, a program systematically. We gain lots of practical knowledge about web design, web development, and various programming language, Web server and database. Our goals will be managing information for students, teachers and other employees who are involve with various activities. It will help there for find easily access any committee member of an event.

1.3 Objectives

According to our project title everybody can get that our system is a management system for event, corporate organization and any event in university section. Our aim is to establish a system where every people including us can use this system for doing their works easiest way. The target and our mission will be record every record of members, conveners, and every single committee of an organization. For that this site is totally free and easy to access. All the user and admin are connected each other in this project to communicate firstly. Every user who connected with application can see the daily update of any issues, progress report, committee member's details etc. We designed the project to every personal information for every organization so that anyone can monitor every event procedure and able to contact each other. We provide high tech security for online system and monitoring the system. This will be maintaining a good relationship between committee members and others. To easily find out the people who connect with different committees this system is best option for all. Working as software developer we have to able to work with technology and think about more useful application. Our target is to extend our project with more facilities and suitable for a perfect management system.

1.4 Expected Outcome

Committee management system is an online web application where admin, user, both get lots of benefit by using this. Different types of members have been access and they are aware to their functionalities. They collect the information and keep secured those personal data. One of the major goals of our project that this is a rare project in Bangladesh so; we would be successful to reach the target goal and get a desire outcome. User need to registration and login then they can access the details and information according to needs. Admin needs also login and they can check all and maintain the process of committee management system. Our motive is to make the project user friendly interface and which will allow all users to getting different service. The committee management systems one of the principle is that we can find our any events committee member so fast for any occasion. This online application is safe colossal time and makes the clients relax. A well database as back end and the database contain all information about all members' personal information and where it is placed. For ensure the high quality to searching data. If admin and user forgot his/her user name or password then it could be retrieve by his email or phone number.

1.5 Report Layout

Chapter 1 In this chapter we have discussed the motivation of our project, objectives, and also the expected outcome of our project.

Chapter 2 In chapter 2 we have conversation about the background of our application and talk about others related works, comparative studies, the scope of the problems and challenges.

Chapter 3 We discussed in this chapter about our requirements like process modeling; our projects use case model, ER diagram and the other design requirements.

Chapter 4 Our projects all given design idea like front end and back end design, interaction design and the implementation requirements.

Chapter 5 In this chapter, we will share the implementation of our database, front-end design and the test results and reports of the project.

Chapter 6 In this chapter we will discuss about our conclusion and what will be our future plan with this project.

CHAPTER 2

BACKGROUND

2.1 Introduction

A committee management is a biggest place and tough things so the management is so difficult. There are many people who joined several committees and attend every event regularly. So when it's time to make a new committee for hold a new event that makes a huge trouble for convener. Thinking all the problems we decided to develop a project "Committee Management System" so that we can manage any event or making a committee constitutionally. User will no longer have a difficult time searching through any papers or from big data source. The entire committee member's contacts and which committee s they are include as a member or organizer it will be update with details and a clearly. With the system admin can update all the members name, personal address, and contacts. They can update and delete anytime any unreasonable data. Admin also approve the registration of a user, producing notice and give approval of any post. There will be an attached photo and personal email all of members. This will be help for searching any people for making a committee. User can see both members and conveners profile and give any post in this site. User can also give any comment or feedback via the web portal. After seeing this admin can remove it.

2.2 Related Works

‘**A web base system for school management**’ design for school management system made by Daffodil international university. This project build for maintain school management. The project works for collect data, make a plan, update notice and store all faculty and students information. [1]

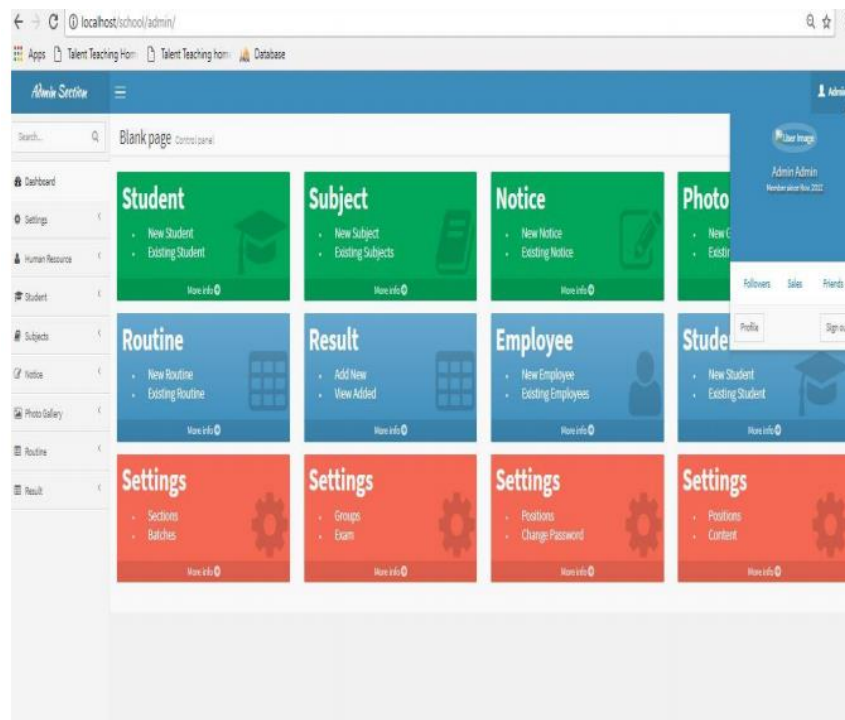


Figure 2.2.1: Screenshot of web base school management system.

‘**Club Management System**’ for Gulshan Club Ltd. Made by Daffodil international university’s student, who builds a social platform for existing members, likes businessman, leading corporate executives and prominent citizen. This project provides service to its member and guests for its well-managed system. [2]



Figure 2.2.2: Screenshot of club management system.

An **‘Online Recruitment System’** is a web base application for provides free and effective communication between job suppliers and job seekers. In this project, both job seekers and job suppliers will find the right organization or the workers. The job portal shows the list of firms, and list of job seekers and their portfolio. [3]



Figure 2.2.3: Screenshot of online recruitment system.

A web base application **‘Event Management System’** for manage commend programs like birthday, marriage, and others function. This project is allowed to open for access all data and

all network focus in Dhaka. Client can look at any eateries and network focus for manage any events. [4]

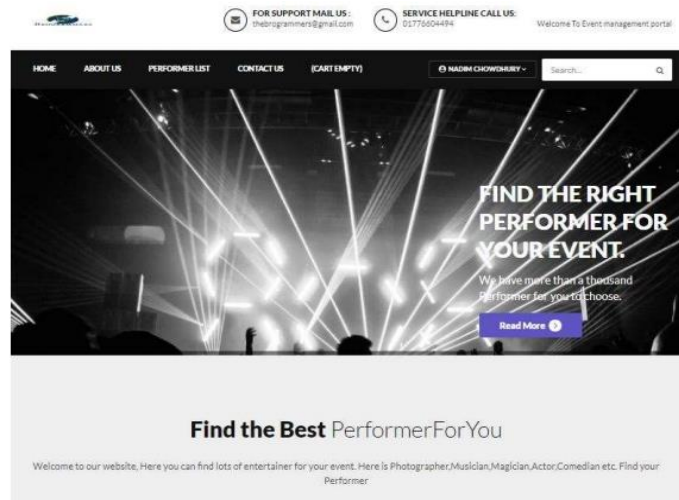


Figure 2.2.4: Event Management system.

‘Warehouse Management System’ which design for help the warehouse organization to collect data, search data, uploading information, and process all information for registered organization around the world. This project is built for facilitate daily planning, organizing, staffing and controlling available resource. [5]



Figure 2.2.5: Warehouse management system.

2.3 Comparative Studies

When we faced many problems for manage a committee we searched for a web application for ease our working process. But we could not find any of projects like our requirements. We found some application which united to work such management issue but not the way what we wanted. They used that application for some management services but we want to make a different structural application. Our project would be use for a university, a company or any organization. After we decided to try developed our application. We tried to make a simple and user friendly application for users. In our application we provide some feature such as members, conveners, co-convener, and active notification system. On the other hand our application allows finding location and adding multiple pictures for every member's personal database. Before started our project we analyses some other kind application which related to informational and we took some learn from those projects. We fix some characteristics of rational unified include developing successfully, managing all requirements, software modeling visually, quality verification, and well implementation. The main goal of our project is to make all users relatable and became a first class committee management system. So we expect that our system might be successful and much organization can play a main role to implement this project.

2.4 Scope of the Problems

Since our system is a web base site, it is very important to think about security issue. If security is less dependable then it would be a great problem. At present the world situation is rapidly changing and our framework request a principle concurrence between two communities of people. It is an open platform for all where all users can interact easily. User can easily create an account and login for access the site. Admin can approve to distribute all user access for post and comment. Admin can add member's information, personal details, update, and view as his own. Our main aim is to provide a web based service for committee management. It will be easy way for users to get proper information about members and conveners. Through this online web site user will get proper information and support as developing their area. When

users want to make a committee for any events they face many difficulties to collect all committee members contact because it's tough to find out all the events and included members. So we want to develop a site where all the members' personal information and contacts will be attached and which committees they are involved. We hope our project will help for many administration and organization.

2.5 Challenges

Every system, especially which is new, we have to face many difficulties and challenges. During the development and testing session of our project (web based committee management system), we faced many obstacles and issues for making the web application safe and secure, such as designing a user friendly interface for the users so that they can access the application easily without having any trouble and confusion, creating multiple authentication based on the roles of the users what they can access and what cannot, processing the data even if there is lots of committees and securing the login system so that only authenticated users can access the application. Here few major challenge:

- Securing the login system.
- Distributing the users' power based on their roles.
- User authentication.
- Validating users' data.
- Database architect.
- Committee creation.
- Committee authentication.
- Interaction inside the committee.
- Assigning the committee members.
- User-friendly design and effective features.

CHAPTER 3

REQUIREMENT SPECIFICATION

3.1 Business Process Modeling

Business process modeling is a business process management which representing different methods to analysis, discovers, improvement, measurement, and discover of automated business process. Mainly Business process modeling is well known framework for creating social, economic, or other forms of important value. A Business process model is showing consistently the standard technique of business purpose, offerings, infrastructures, organizational structures and other policies.

We use business process modeling because it maintains the discipline in manage various methods of measure, analyze, improve, optimize and many business processes. It helps with contemplation and a deeper understanding how will be your process work and the regular way your business function. There are lots of benefits for using business process modeling-Improve efficiency is the main function of BPM modeling which edge productivity, higher efficiency, output, and profits. Next one is Enforce best practice and standardization for running a big organization and this ensures that everyone will know how to do the process. Third option is process agility which is able to constantly twist business operation and able to face the technological change. Everyone should aware how will the organization processes work, what is the goal and how it will operate and this is called transparency.

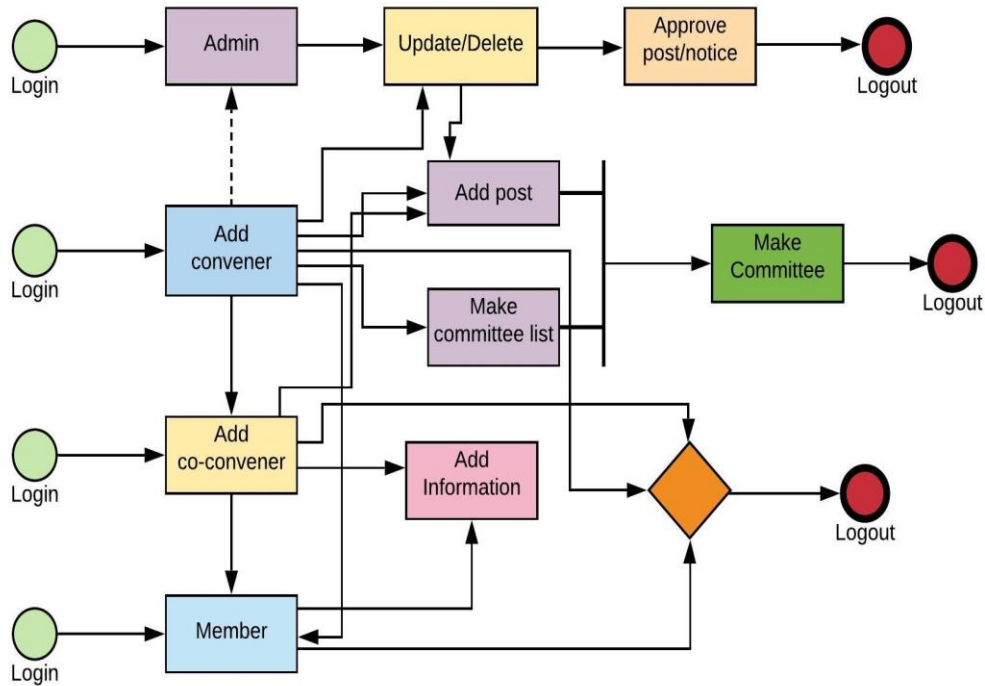


Figure 3.1.1: Business Process Modeling.

There are many ways to do Business process modeling. So many well-known techniques are popular for making BPMN. In our project we use Business process modeling and notation techniques for mapping our project more clearly. BPMN is a standard modeling which is essential for flowchart making where the objects are defined by the easy methodology.

3.2 Requirement Collection and Analysis

Requirement analysis techniques are known as the process of defining user expectations for new build software. Requirement collection plays a key role when it comes to any type of project or software application. For specify software operational characteristics requirement

analysis must be used. Requirement analysis indicates software interface with other system elements and also establishes some constraints. A software engineer elaborate on basic requirements established during earlier requirement engineering tasks that allows requirement analysis. If our project team fails to collect all necessary requirements for a structure or solution then the project will face a huge problem. So in this case requirement collection should be a primary responsibility of a project team.

In our system development methodology the project is used the waterfall methodology. Because according to our project feature its very simple and easy to understand.

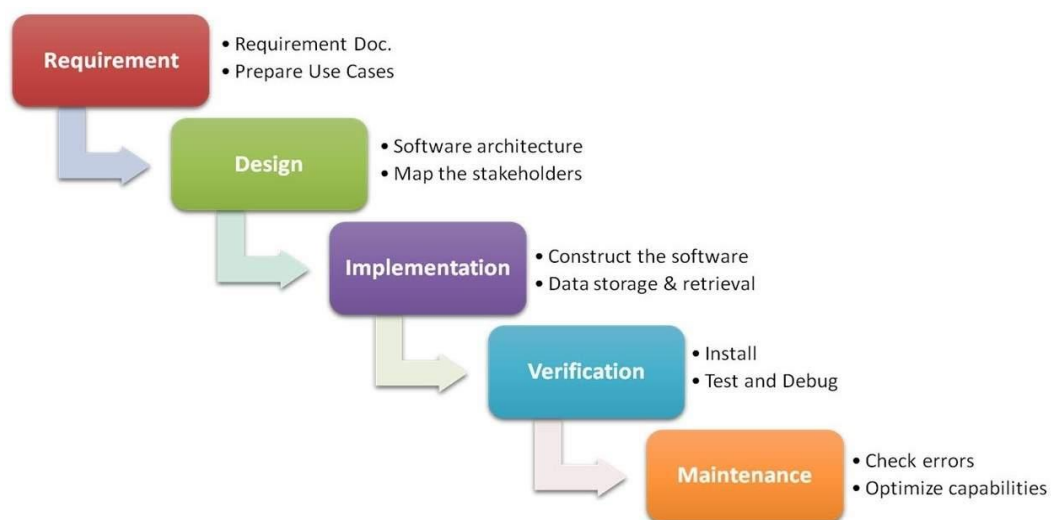


Figure 3.2.1: Waterfall Model.

In waterfall model the fundamental process activities of specification, validation, development and represents them as separate process such as software design, implementation, testing so on.

- All requirements of the system to be developed are captured in this document in a requirement doc.
- System design helps for specifying hardware and system requirements which also helps in defining our overall architecture.
- With the input form of our system design each unit is developed and tested for its functionality.
- The entire system is tested for any faults and failure.

- When all functional and non-functional testing is done the product is ready to release into the market.
- For maintenance the client environment issue we have to enhance the product some better versions and released.

3.3 Use Case Modeling and Description

When a project needs to analysis the model use case plays a role model interactions among the elements of a system. Use case methodology used for system identifies, clarify, and arrange system requirements. It is the descriptions of the interaction between use case, actor and the system. For making a use case diagram a developer should know the actors differences, relationship between actor and system. In our system we have actors and system relationship for manage the whole system.

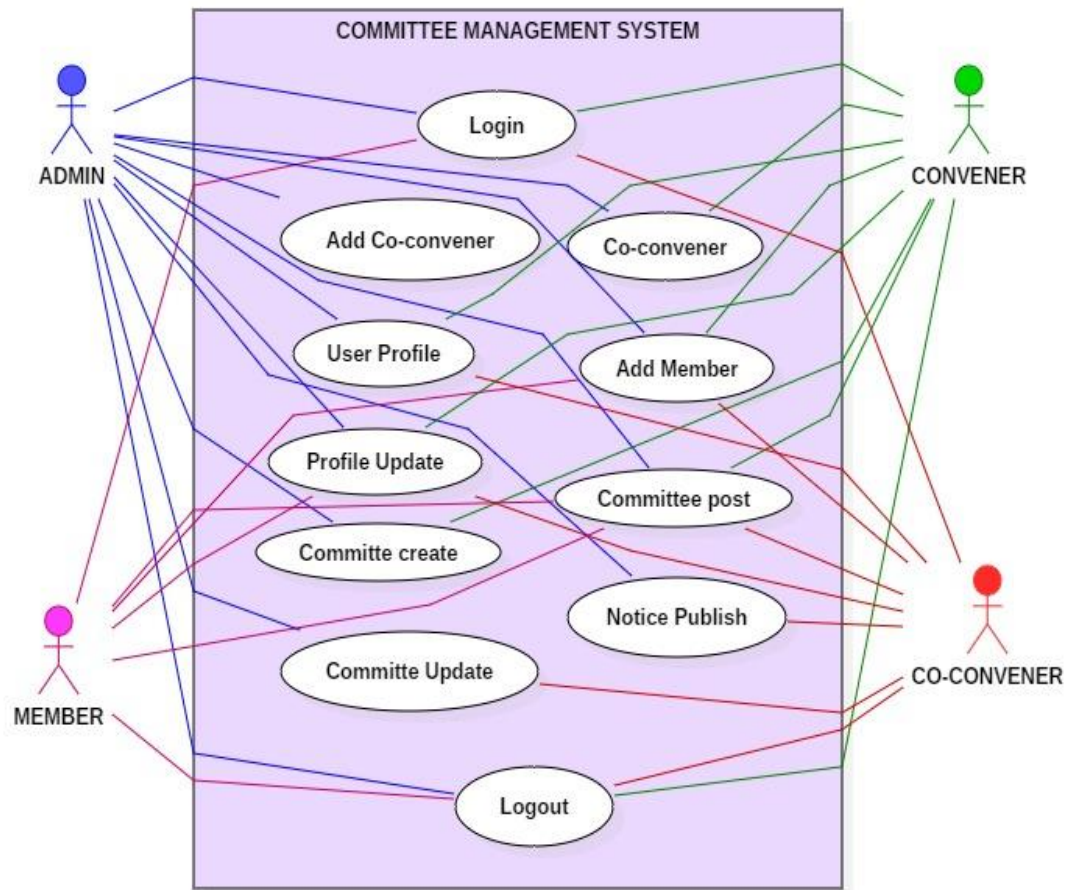


Figure 3.3.1: Use Case Diagram of Committee Management system.

Actor: Admin, Convener, Co-convener, Member.

For those actors matching use cases are:

Admin: Login, Logout, Add convener, User Profile, Manage committee members, Manage notice and post, Remove or delete.

Convener: Login, Logout, Add co-convener, Add Member, user profile, Add post, Make committee list/Id, Make committee.

Co-convener: Login, Logout, Add Member, user profile, Add post, Make committee.

Member: Login, Logout, Add Member, user profile, Add post, Update, Post.

3.4 Logical Data Model

Logical data model describes the data in detail without consciousness how they will implemented the database. A logical data includes all applications entities and relationship among them.

Logical data model for committee management system and different classes of systems are:

Committee: User, Committee, Committee members, Password reset, Committee post, Comments, Notice Boards.

The logical data model for committee management is shown figure:

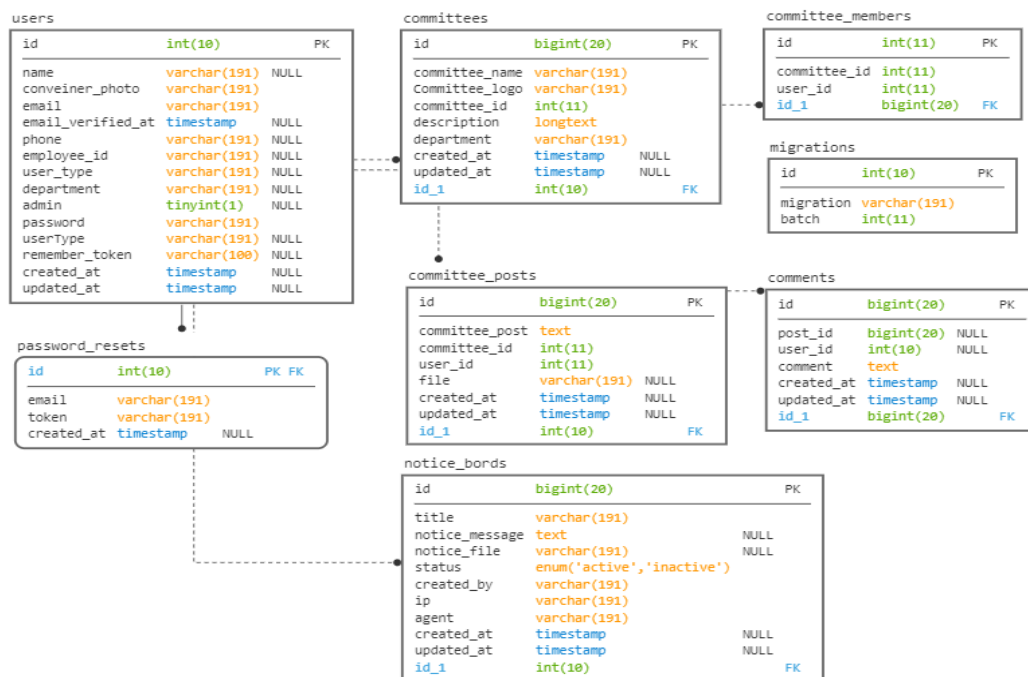


Figure 3.4.1: Logical data model of system.

3.4.2 ER diagram of the project

This is the committee management system for our university shows the all entity and attribute. For building an Entity relationship diagram there are three levels which are;

- Level 1- Here all model of data objects and their connections to one another.
- Level 2- This is a place for model all entities and relationships.
- Level 3- Here model all entities, relationships, and attributes.

Here Admin and convener have a relationship; Convener and co-convener have a relationship, Convener, admin and co-convener have a relationship with member. All entities relationships finally make a committee.

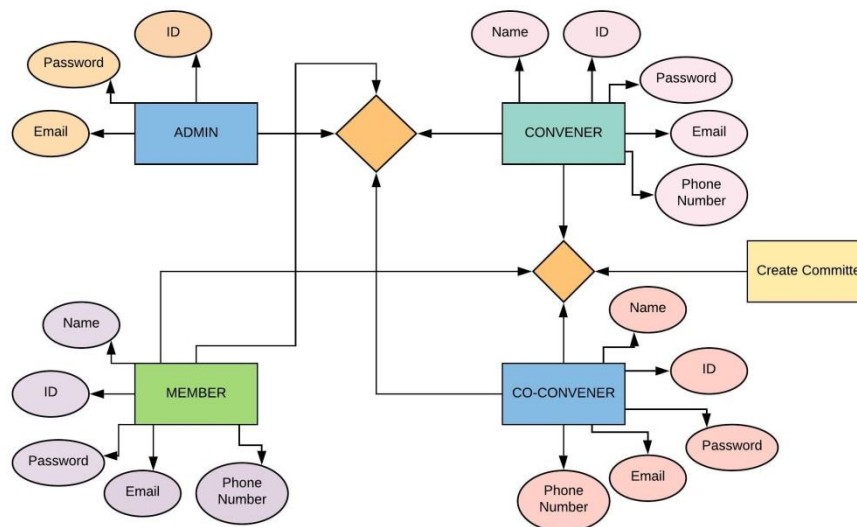


Figure 3.4.2: ER diagram of the committee management system.

3.5 Design Requirements

Design requirements states the important aspects that your design must be meet client's needs. This section discuss behind the implementation of the system that is a web base system. In this chapter the whole applications design has been showed. Where project architectural structure, use case diagram, ER diagrams included well. This system will require four types of user like Admin, Convener, Co-convener, and member. The design of the project is user friendly, good looking, and well organized. Modern and updated design tools have been used for decorating this project. The software has many advantages and allowed us to consider future development. Web base application gives us opportunity to find any information from anywhere in the world. We designed our application that user, Admin will create an account by login. Admin will approve the convener and give the access for management. The dashboard designed with adds, edit, delete and put the user id that is all easy to find and access.

CHAPTER 4

DESIGN SPECIFICATION

4.1 Front-end Design

Front end design is the representation of software and mainly used for user. It displayed to the user and the way of interaction between users and committee members. This front end is also known as client side area. The goals of designing a site make sure that when the users open to use it they can see all the information in a well-organized format that is easy to read and collect. For designing front end development PHP, HTML, CSS, bootstrap, and java scripts using for make our management system. We create components and features that are especially accessed by all users over a front end development system. We created a simple and well front end design for the users who looked for this application for a long time. The most important part of software development is to design front end design. A user always looks first the front look of a system. They want to find anything without facing trouble. So, if the front end design makes highlight developing with framework is not hard task for a developer.

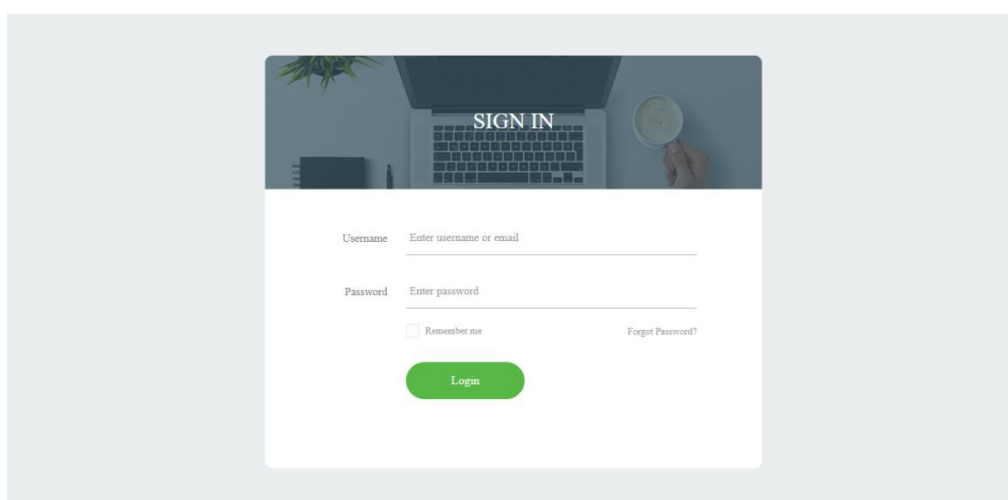


Figure 4.1.1: Front-end design of login page.

Reset Password

E-Mail Address

[Send Password Reset Link](#)

Figure 4.1.2: Password reset page design of system.

4.1.1 HTML

HTML is a hypertext language that used to create electronic documents and that are displayed on the www. Each and every page consists of a series of connection to other pages and that is called hyperlinks. We make our site page with the help of HTML. We can exclude a considerable part of the excellent features in our site. For more instance we use distinctive stages like CSS. To make our site beautiful and dynamic we are using HTML. It is the most important part for a software developer to design the front-end. Because They can build a simple front-end design for the users using HTML.

4.1.2 CSS

CSS stand for ‘cascading style sheet’ are used to plan the entire configuration of sites page. This is used to describe the content styles, table sizes, and distinctive parts of pages. What we do with CSS that officially should be portrayed in a page’s HTML. CSS gives the option of picking different types of modern style designs and rules according to the users necessities.

CSS is like a uniform of a web site create by developers. It is used to creating text styles and formatting other style aspects of any web page layout. CSS gives us more control over how web pages will look like than HTML does looked.

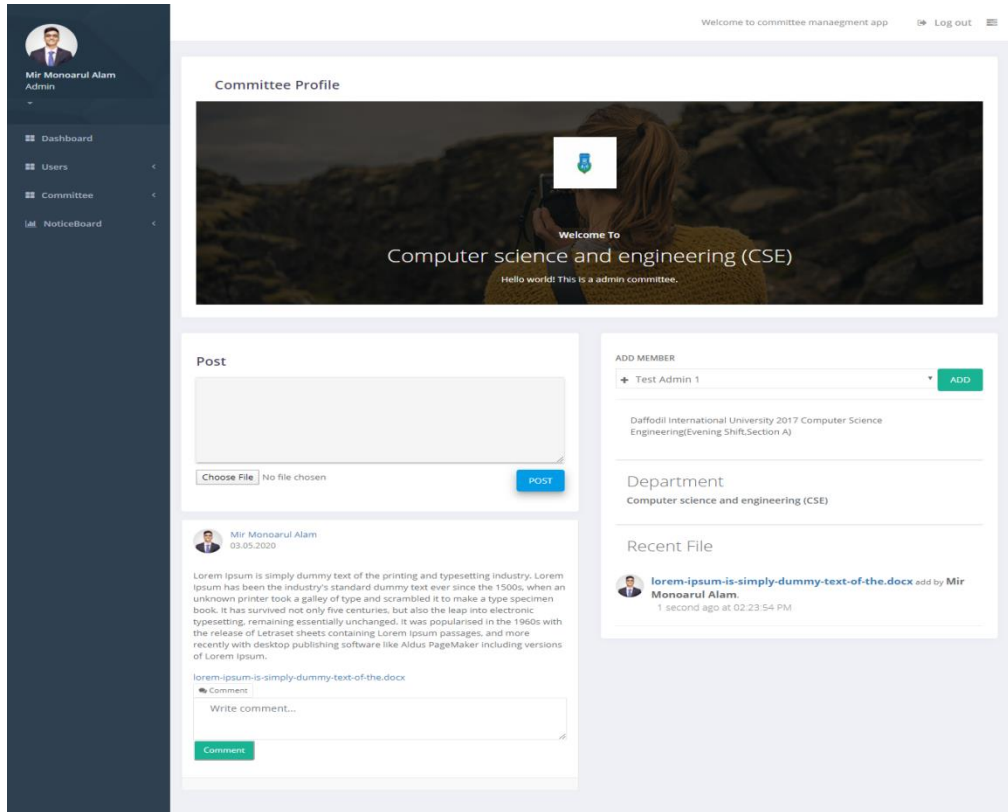


Figure 4.1.2.1: Html and CSS design for front-end design.

4.1.3 Bootstrap

Bootstrap is a free and open source framework for the creation of websites. It is a combination of HTML, CSS, and java script code for manufacture UI parts. It is also called front end framework that is free assembling of instruments for making goals and web applications. Containers are the most important layout in bootstrap for making a responsive web template.

4.1.4 Java Script

Java script is known as a dynamic programming language. Mainly it is used as a part of web pages for its lightweight. It is used for client side scripting language that scripts sent to some browser. Java scripts program style performed by methods for a methodology of cloning existing articles.

4.2 Back-end Design

Back end design is the machine that runs a site and the user doesn't see it. It is simply writing code that is not seen directly or face to face. This is a crucial part of software and the whole system depends on it. There are many multipliers consists like the scripting languages or the server side languages database, framework, database management, security, authentication, authorization, data validating, data backups as well. Usually people who work on the server side are called programmers or developers. We developed online committee management system using PHP, MYSQL and Larval framework.

4.2.1 PHP

PHP is a general purpose programming language basically designed for web development. PHP performs system limits, for example from records on a framework it can make, open, update, read, structure and delete them. It can manage structures and encode data.

4.2.2 XAMPP

XAMPP is a free and open source web server solution stack. This web server mainly developed by apache HTTP server, MariaDB database, and interpreters for scripts written in the PHP programming languages. It is available for MAC, windows, Linux system. MYSQL is easy to use, extremely powerful, secure and scalable. To build up a local server for our application we used XAMPP.

MYSQL is commonly used open source relational SQL database management system. In this way database management system provides user and programmers manage to create, update, delete, and manage data.

+ Options

				id	migration	batch
<input type="checkbox"/>				41	2014_10_12_100000_create_password_resets_table	1
<input type="checkbox"/>				42	2020_02_15_100422_create_users_table	1
<input type="checkbox"/>				43	2020_02_26_134243_create_committees_table	1
<input type="checkbox"/>				44	2020_03_25_093919_create_committee_posts_table	1
<input type="checkbox"/>				45	2020_04_29_014228_create_comments_table	1
<input type="checkbox"/>				46	2020_04_30_210047_create_notice_bords_table	1
<input type="checkbox"/>				47	2020_05_02_232221_create_committee_members_table	1

↑ Check all With selected: Edit Copy Delete Export

Figure 4.2.2.1: Using MYSQL for database management (migration table).

4.3 Interaction design and UX

We designed the web application using bootstrap and font awesome. Designers focus on creating engaging web interfaces with logical and actions. Whole design of this project is user friendly and some modern and update design tools have been used for this project. This project is going to inform about university or organizations committee management sites. Every panel and information will be updated any time. Project deliveries are the beneficial outputs for a project. It can be process improvements, service quality improvements, and image and reputation artifacts, increase of the feasibility or policy compliance. The successful interactive design use modern technology and good principles of communication.

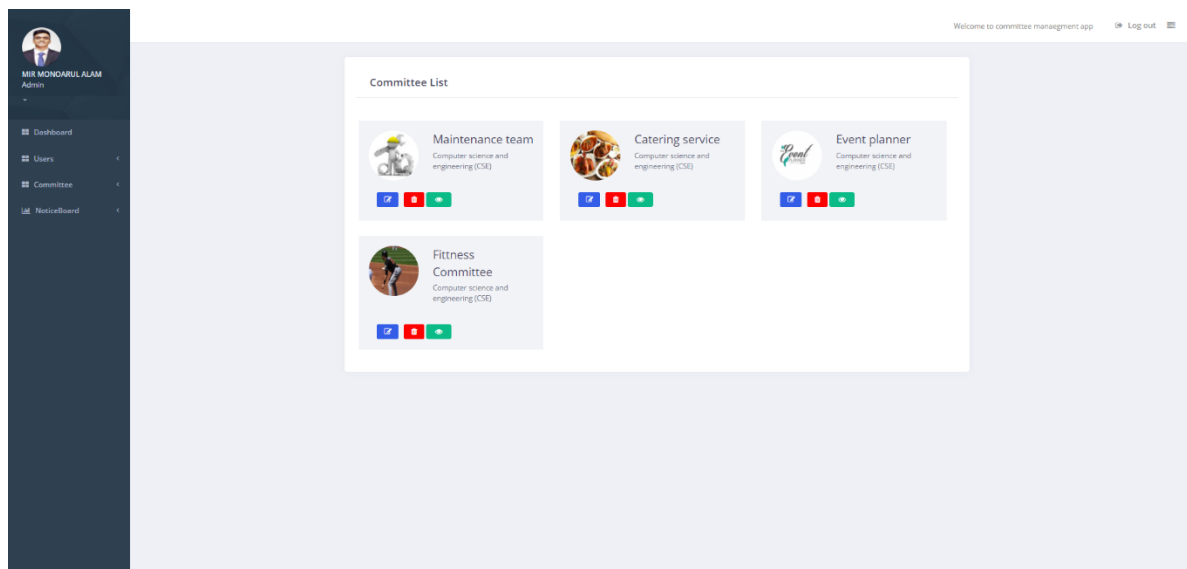


Figure 4.3.1: Committee list of management system.

4.4 Implementation Requirements

- The design needed to implement in the programming language PHP.
- For web server its highly preferred database is MYSQL.
- It is small but speed is so fast that's why it the ideal database solution.
- HTML and CSS will use to design the website.
- The system should provide some reliable facilities for all users.
- From validation the project needed using java script.
- Invalid data input should display an error message.
- For dynamic design bootstrap framework needs to be perfect.
- For visual aspect different types of icons, fonts are collected from google or other font store.
- The design needed for specific design query to be implemented.

CHAPTER 5

IMPLEMENTATION AND TESTING

5.1 Implementation of Database

The utilization manages the spot you present database management system on the required hardware, redesign the database to run best programming stage. A center part of programming building is the subdivision of the advancement procedure into a progression of stages, steps, every one which centers around one part of the improvement. For SDLC-

- Database life cycle.
- Requirement gathering.
- Analysis.
- Logical Design.
- Implementation.
- Realizing the design.

Since MYSQL the model controller of database, there is no direct SQL query needed to perform actions. In the model the data checked when the user has the permission to input the data directly in the database.

+ Options										
id	name	conveiner_photo	email	email_verified_at	phone	employee_id	user_type	department		
1	Test Admin 1	11588477359.jpg	testadmin1@email.com	NULL	0123456789	710001060	1	NULL		
2	Mir Monoarul Alam	2.png	anik_cse@live.com	NULL	01713289118	1721510013	1	Computer science and engineering (CSE)		
3	Test Co Convener	3.png	test3@email.com	NULL	01713289118	1721510014	3	Computer science and engineering (CSE)		
4	Test Member	4.jpg	test4	NULL	01713289118	1721510013	4	Computer science and engineering (CSE)		
5	Test One	defaultconveinerphoto.jpg	testone@email.com	NULL	01713289118	1721510014	2	Computer science and engineering (CSE)		
6	Test Two	defaultconveinerphoto.jpg	testtwo@email.com	NULL	01713289118	1721510000	1	Computer science and engineering (CSE)		
8	Test Member	8.jpg	test4@email.com	NULL	01713289118	710001060	4	Computer science and engineering (CSE)		
9	Test Co-C	9.jpg	test5@email.com	NULL	01713289118	1721510013	3	Computer science and engineering (CSE)		
10	Convener Two	Convener Two1588479575.jpg	test6@email.com	NULL	01713289118	1721510014	2	NULL		
11	Convener Two	11.jpg	test7@email.com	NULL	01713289118	1721510014	3	Computer science and engineering (CSE)		

Figure 5.1.1: Implementation of user table database.

Show all | Number of rows: 25 | Filter rows: Search this table | Sort by key: None

+ Options										
id	committee_name	Committee_logo	committee_id	description	department	created_by	ip	agent	created_at	
1	Admin Committee	1.jpg	1234	Hello world! This is a admin committee.	Computer science and engineering (CSE)	1	127.0.0.1	Mozilla/5.0 (Windows NT 10.0; Win64; x64) AppleWebKit/537.36 (KHTML, like Gecko) Chrome/87.0.4398.95 Safari/537.36	2020-05-03 10:00:00	
2	Convener Committee	2.jpg	2365	Convener Committee created by Convener, user_Type...	Computer science and engineering (CSE)	2	127.0.0.1	Mozilla/5.0 (Windows NT 10.0; Win64; x64) AppleWebKit/537.36 (KHTML, like Gecko) Chrome/87.0.4398.95 Safari/537.36	2020-05-03 10:10:00	
3	Computer Programming Club	3.jpg	1234	Computer Programming Club	Computer science and engineering (CSE)	10	127.0.0.1	Mozilla/5.0 (Windows NT 10.0; Win64; x64) AppleWebKit/537.36 (KHTML, like Gecko) Chrome/87.0.4398.95 Safari/537.36	2020-05-03 10:20:00	

↑ Check all | With selected: Edit Copy Delete Export

Figure 5.1.2: Committee table,

Show all | Number of rows: 25 | Filter rows: Search this table | Sort by key: None

+ Options					
id	committee_id	user_id	created_at	updated_at	
1	2	2	2020-05-03 10:11:41	2020-05-03 10:11:41	
2	3	10	2020-05-03 10:21:04	2020-05-03 10:21:04	
3	3	11	2020-05-03 10:21:41	2020-05-03 10:21:41	

↑ Check all | With selected: Edit Copy Delete Export

Figure 5.1.3: Committee member Add table.

+ Options

	id	committee_post	committee_id	user_id	file	created_at	updated_at
<input type="checkbox"/>	1	Lorem Ipsum is simply dummy text of the printing a...	3	11	lorem-ipsum-is-simply-dummy-text-of-the.jpg	2020-05-03 10:30:03	2020-05-03 10:30:03
<input type="checkbox"/>	2	Hello World!	2	2	NULL	2020-05-03 11:33:33	2020-05-03 11:33:33
<input type="checkbox"/>	3	There are many variations of passages of Lorem Ips...	2	2	there-are-many-variations-of-passages-of.docx	2020-05-03 11:52:39	2020-05-03 11:52:39
<input type="checkbox"/>	4	Lorem Ipsum is simply dummy text of the printing a...	1	2	lorem-ipsum-is-simply-dummy-text-of-the.docx	2020-05-03 14:23:54	2020-05-03 14:23:54

↑ Check all With selected: Edit Copy Delete Export

Figure 5.1.4: Committee Post Database table.

✓ Showing rows 0 - 1 (2 total, Query took 0.0012 seconds.)

SELECT * FROM `comments`

Profiling [Edit inline] [Edit] [Explain SQL] [Create PH

Show all | Number of rows: 25 | Filter rows: Search this table | Sort by key: None

+ Options

	id	post_id	user_id	comment	created_at	updated_at
<input type="checkbox"/>	1	3	2	Good	2020-05-03 12:44:09	2020-05-03 12:44:09
<input type="checkbox"/>	2	3	2	We are working on it	2020-05-03 12:44:28	2020-05-03 12:44:28

↑ Check all With selected: Edit Copy Delete Export

Show all | Number of rows: 25 | Filter rows: Search this table | Sort by key: None

Figure 5.1.5: Committee comment table.

Show all | Number of rows: 25 | Filter rows: Search this table

+ Options

email	token	created_at
anik_cse@live.com	\$2y\$10\$zH201n.ywODI5YK2AgklaO.jBIL.UtgCtvSQQ.nADXQ...	2020-05-03 12:56:18

Show all | Number of rows: 25 | Filter rows: Search this table

Query results operations

Figure 5.1.6: Password reset table in database system.

5.2 Implementation and Front-End Design

Front-end development generally called client side progression is the established of making HTML, CSS, bootstrap, and JavaScript for a web application. So a user can see and interface with them explicitly. The testing strategy related with front-end improvement to make the front-end of a site change constantly in this way the originator needs to dependably think about how to field is marketing. For implementation of front-end design-

- There will be four type of user like Admin, Convener, Co-Convener and member.
- Every type of user must be login by filling up the required email and password.
- Admin can access their activity using his id and email.
- For updating user profile, a convener or co-convener or member must be entering email for the security purpose.

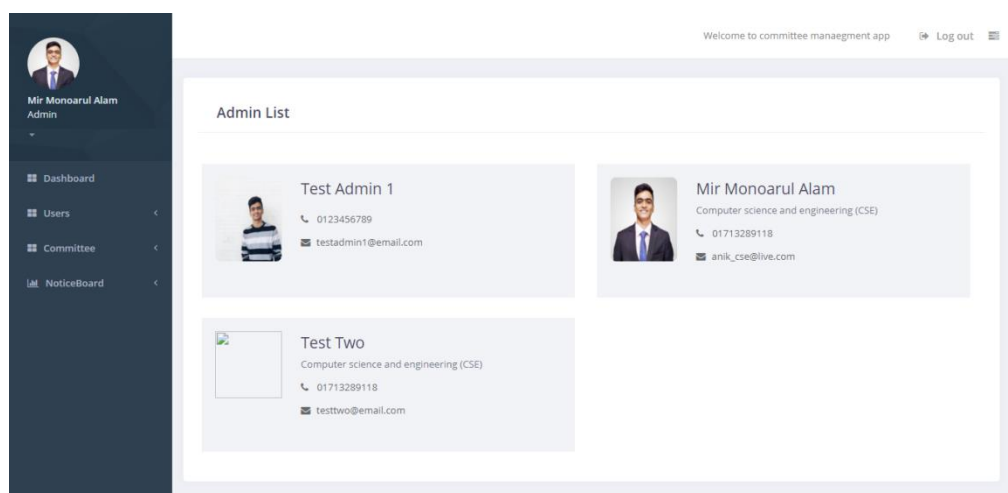


Figure 5.2.1: User list front page.

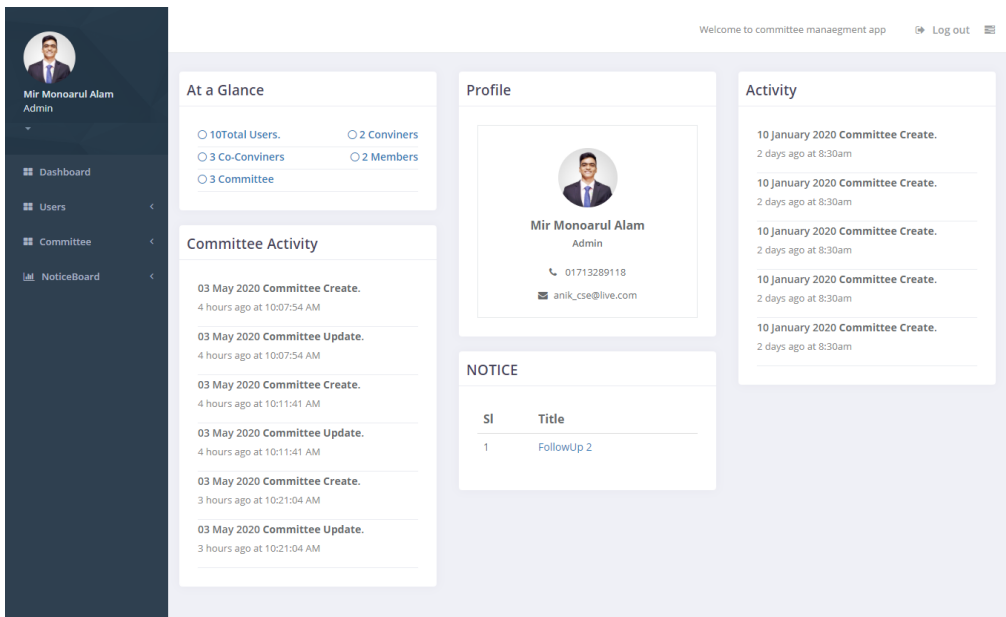


Figure 5.2.2: Dashboard of committee management system.

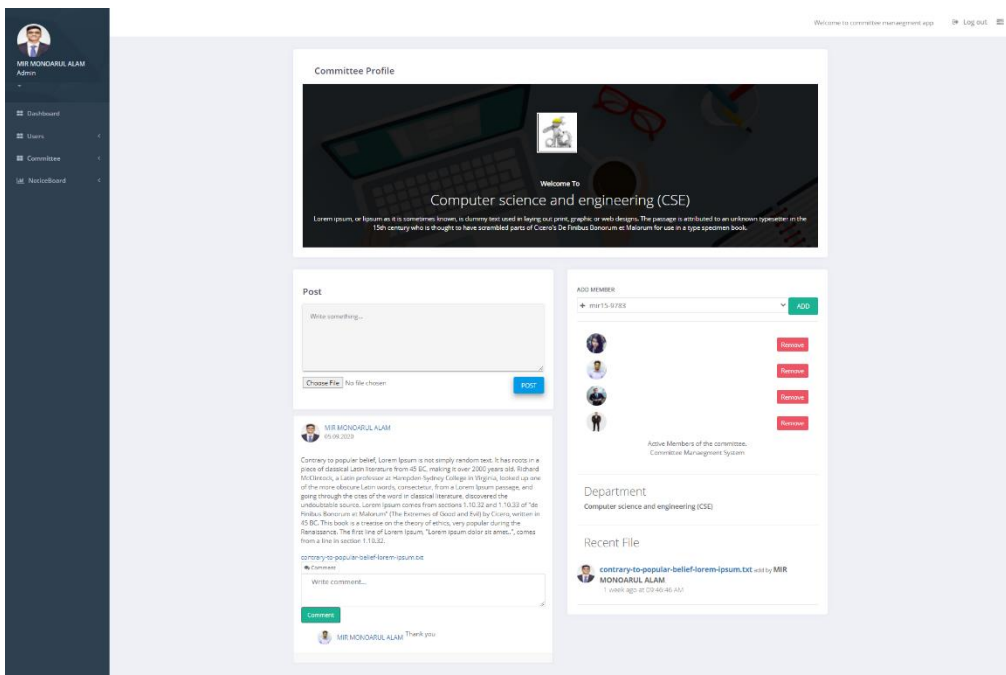


Figure 5.2.3: Committee profile dashboard.

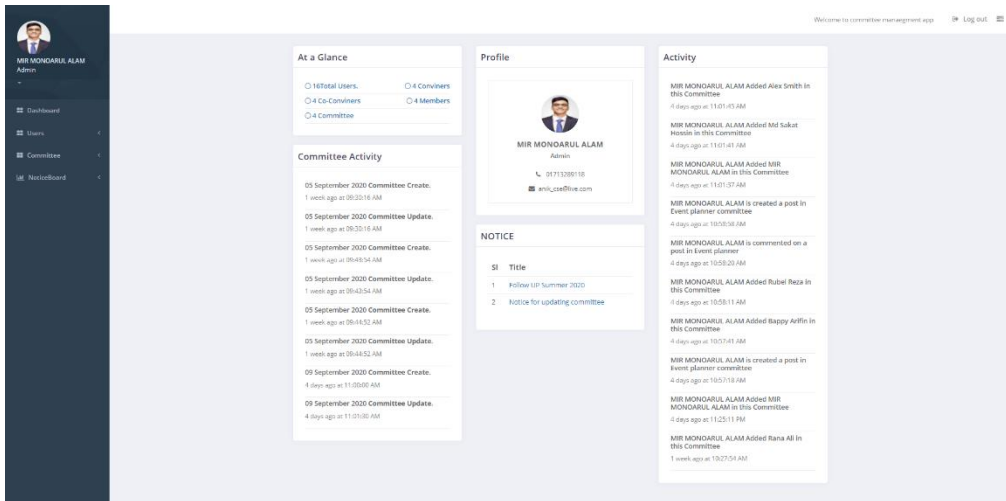


Figure 5.2.4: Information of committee member’s profile.

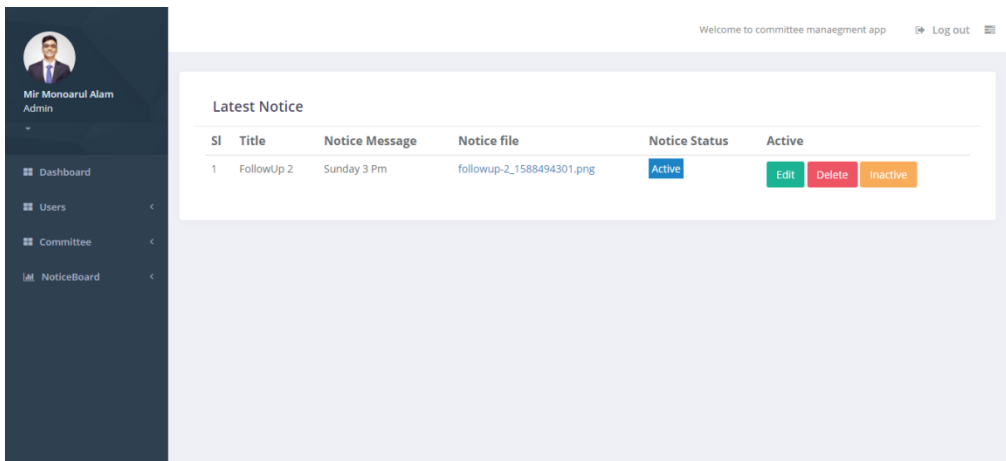


Figure 5.2.5: Notice board panel.

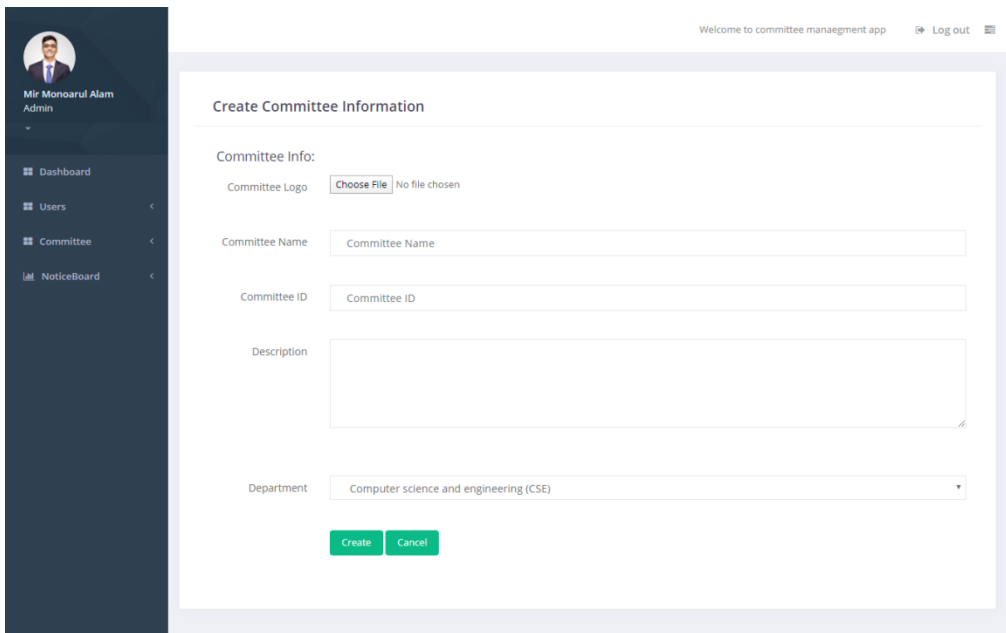


Figure 5.2.6: Create committee panel interface.

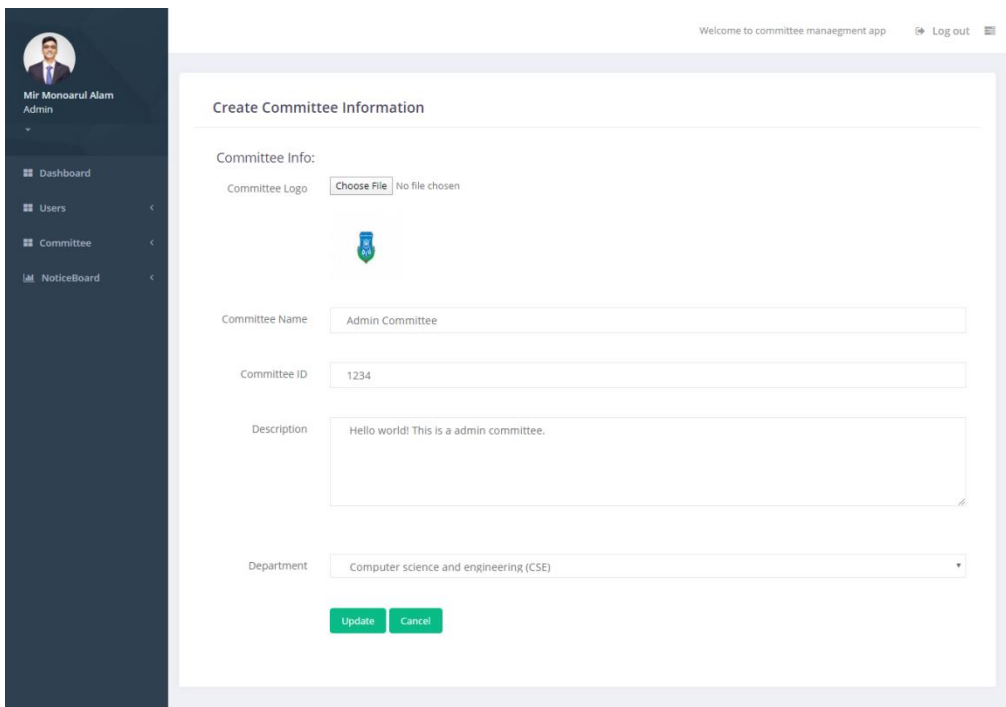


Figure 5.2.7: Create committee information update panel.

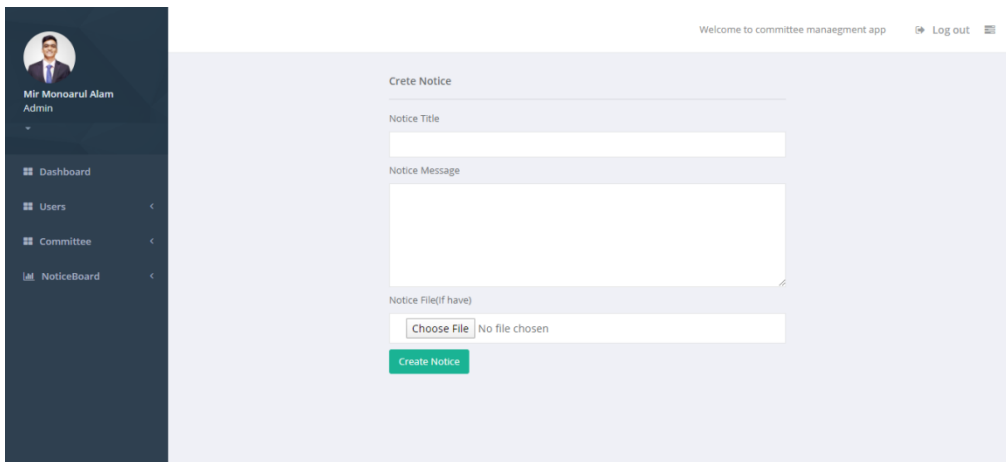


Figure 5.2.8: Updating notice box interface.

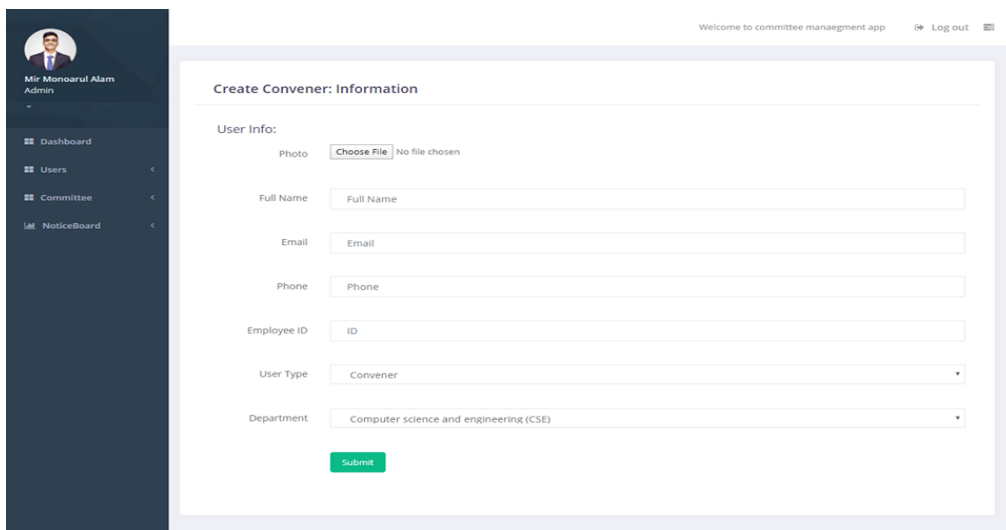


Figure 5.2.9: Create User Page.

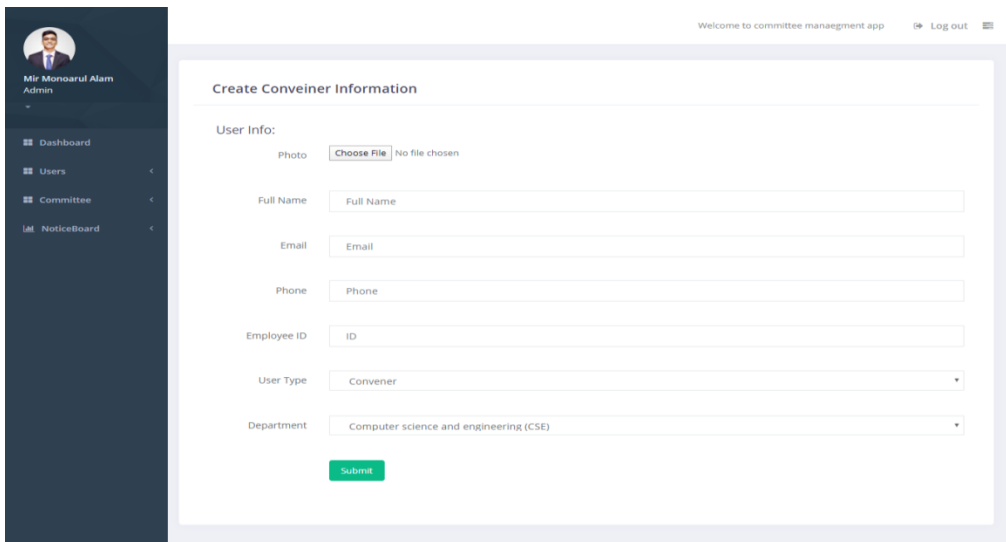
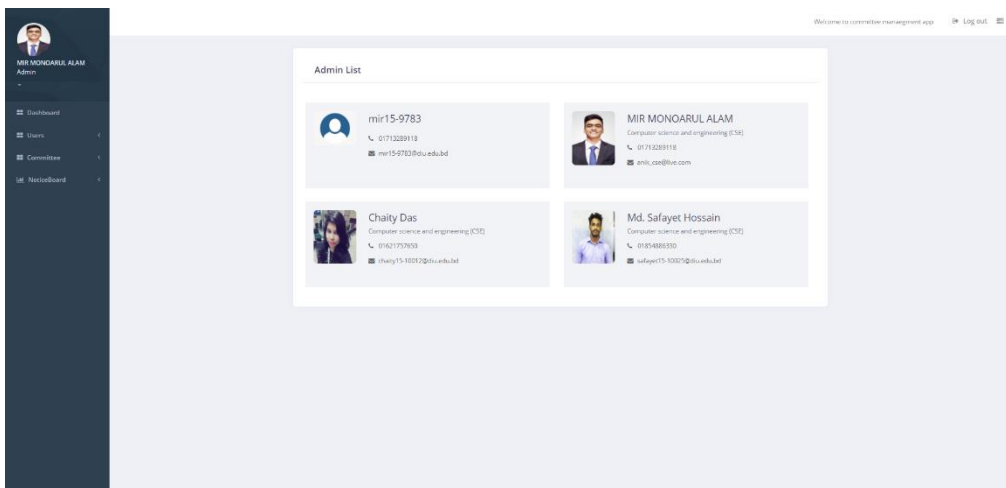


Figure 5.2.10: Convener information update panel.



5.2.11: Admin list of committee Management system.

5.3 Implementation of Interactions

Implementation of interaction appoints nonstop assessment of the new method, Performance monitoring against the motives the usability. How the interactions are initiated, maintained, terminate and what requirements needed to do this. Examine various social contexts in which interaction might be occur structure of social interactions. We used visual paradigm online for use case diagram, ER diagram and context diagram.

Use case shows the number of process between actors and the system. If there is need to show more detail about any particular process the process is decomposed into number of smaller processes. Database management described in a formal languages supported by the DBMS and provides to organization of data as a blueprint.

5.4 Testing Implementation

For interaction a system based some tools:

PHP was designed to be simple and elegant, modular, secure and sensible. It is easy to understand and interrogate with other programs.

MYSQL is relational database which control the database system. The programs run multiple servers for multiple databases.

HTML hypertext markup language used is a default language to for creating the font end design of a website.

CSS is the cascading style sheet displaying web pages with many layout, colors and fonts.

The test case describes four types of explanation test data and finally real result. For testing implementation explanation, test information, likely result, and finally got real result. The test

techniques or test substance are encircled into a test execution plan that shows which methodologies use first which is a kind of superscript.

5.5 Test Result and Reports

Test reports are required to mirror testing creates a formal which supplies an estimate result rapidly. It is required to reflect testing results which allows assessing testing result quickly. It is paper that contains some your experience evaluation inside an organized manner. This paper will describe the environment or operating conditions and show the compare of test results with the test objectives. The report is the most important thing for a project implementation. We must know some testing strategies that we can carry out the result as the benefit of a usable testing. We arranged our system as straightforward that user can easily get their satisfaction from seeing our testing reports and results.

CHAPTER 6

DISCUSSION AND CONCLUSION

6.1 Discussion and Conclusion

The web application has successfully implemented and after connecting with the application its features and functionalities just works fine. Our system's workflow and responsive design is user friendly and efficient enough to work with. We have encouraged and took initiatives to develop this web application because right now our university does not have any system like this. This system will help the people of including with managing events or committee. Hopes user will have the capacity to take advantages in the wake of making this site.

6.2 Scope for Further Developments

There is little information and option for user we can updated but in future we can add more option and information for user. In committee list, we cannot make to add multiple file but we can add more menu for user. Right now, our security system is not so high so in future we will be make a strong security system for Admin. Our focus was to make a management system for helping create a committee easily and we achieve our goal. We can say it that it will be an integrating information system for any user in future.

REFERENCES

- [1] School management system, available at;
<http://dspace.daffodilvarsity.edu.bd:8080/handle/20.500.11948/2555> Last Accessed on 3rd May, 2020 at 1:44 PM.
- [2] Club Management System, available at
<http://dspace.daffodilvarsity.edu.bd:8080/handle/123456789/3156> last Accessed on 3rd May, 2020 at 1:00 PM.
- [3] Online recruitment system, available at;
<http://dspace.daffodilvarsity.edu.bd:8080/handle/123456789/3396> Last Accessed on 3rd May 9 AM.
- [4] Event Management system, available at;
<http://dspace.daffodilvarsity.edu.bd:8080/handle/123456789/3724> Last Accessed on 2nd May 12:00 AM.
- [5] Warehouse Management System, available at;
<http://dspace.daffodilvarsity.edu.bd:8080/handle/123456789/3618> Last Accessed on 1st May 3:00 PM.
- [6] Transport Management System, available at;
<http://dspace.daffodilvarsity.edu.bd:8080/handle/123456789/3751> last Accessed on 27th April 10:00 PM.
- [7] Web Application Development Using PHP Larval Framework available at;
<http://dspace.daffodilvarsity.edu.bd:8080/handle/123456789/3747> Last Accessed on 30th April 6:00 PM.
- [8] Learn about HTML, CSS, JAVASCRIPT, and BOOTSTRAP, Available at;
<https://www.w3schools.com> last Accessed on 3rd April 2:00 PM.
- [9] Lara casts, available at; <https://laracasts.com/> Last Accessed on 4th May 1:00 AM.
- [11] Larval Versions, available at; https://en.wikipedia.org/wiki/Laravel?wprov=srpw1_0 Last Accessed on 5th April 11:00 AM.
- [12] MySQL Database Study Ava, available at;
https://www.w3schools.com/php/php_mysql_intro.asp Last Accessed on 4th April 10:00 AM.
- [13] PHP Study, available at; <https://www.w3schools.com/php/default.asp> last Accessed on 10th April 11:00 PM.

[14] Learn about Test Plan, available at; https://en.wikipedia.org/wiki/Usability_testing Last Accessed on 19th April 8:00 PM

[15] Logical model <https://app.sqldbm.com/MySQL/Edit/p109498> last Accessed on 2nd May 11:00 PM.

[16] Learn Business Process modeling, available at; <https://tallyfy.com/business-process-modeling> last accessed on 17th April 2.30 PM.

APPENDIX A

Project Reflection:

In the term of final defense, three options are available Thesis, project and internship. We choose to make a project because we thought it would give us an opportunity for make an application which is beneficial. It is our opinion that every student should gain some experience of hand skill in real life and utilize well. Every web developer should utilize their experience for making some projects. It will help us a lot, we did not know before how many criteria belongs for develop an application.

APPENDIX B: Related Diagrams

To implement our proposed work at first, we build a model and base architecture of our application. We use some diagrams and logical model to show how to implement our project. From the use case diagram, we know about our user and system activity in our map. We implement our web base site using PHP and MYSQL. We describe the actors in a common panel Admin and other users.

Comittee-management-project-paper.docx

ORIGINALITY REPORT

24%	18%	1%	19%
SIMILARITY INDEX	INTERNET SOURCES	PUBLICATIONS	STUDENT PAPERS

PRIMARY SOURCES

1	Submitted to Daffodil International University Student Paper	8%
2	dspace.daffodilvarsity.edu.bd:8080 Internet Source	7%
3	dspace.library.daffodilvarsity.edu.bd:8080 Internet Source	1%
4	Submitted to Higher Education Commission Pakistan Student Paper	1%
5	Submitted to Manchester Metropolitan University Student Paper	1%
6	www.slideshare.net Internet Source	1%
7	Submitted to University of Ulster Student Paper	<1%
8	www.notesale.co.uk Internet Source	<1%

9	Submitted to Pearson MyLabs Student Paper	<1%
10	Submitted to Simon Fraser University Student Paper	<1%
11	Submitted to St. Petersburg High School Student Paper	<1%
12	Submitted to Colorado State University, Global Campus Student Paper	<1%
13	documents.mx Internet Source	<1%
14	www.coursehero.com Internet Source	<1%
15	Submitted to Barnet and Southgate College Student Paper	<1%
16	Submitted to Tower Hamlets College Student Paper	<1%
17	Submitted to International Technological University Student Paper	<1%
18	Minoosafai-Amini. "Information technologies: challenges and opportunities for local governments", Journal of Government Information, 2000 Publication	<1%

19	Submitted to De Montfort University Student Paper	<1%
20	www.scribd.com Internet Source	<1%
21	Submitted to Huddersfield New College Student Paper	<1%
22	Submitted to University of Greenwich Student Paper	<1%
23	www.canberra.edu.au Internet Source	<1%
24	doowop-net.com Internet Source	<1%
25	Submitted to Wawasan Open University Student Paper	<1%
26	pt.scribd.com Internet Source	<1%

Exclude quotes On
Exclude bibliography On

Exclude matches < 10 words