

**WEB DESIGN AND DEVELOPMENT**

BY

**MOST. JEBUNNESA AKTER**

**ID: 172-15-9858**

This Report Presented in Partial Fulfillment of the Requirements for the  
Degree of Bachelor of Science in Computer Science and Engineering

Supervised By

**MR. NARAYAN RANJAN CHAKRABORTY**

**Assistant Professor**

Department of CSE

Daffodil International University



**DAFFODIL INTERNATIONAL UNIVERSITY**


**DHAKA, BANGLADESH**

**OCTOBER 2020**

## APPROVAL

This Internship report titled “**Web Design & Development**” submitted by “**Most. Jebunnesa Akter**” to the Department of Computer Science and Engineering, Daffodil International University, has been accepted as satisfactory for the partial fulfillment of the requirements for the degree of B.Sc. in Computer Science and Engineering and approved as to its style and contents. The presentation has been held on 7<sup>th</sup> October, 2020.

### BOARD OF EXAMINERS




---

**Dr. Syed Akhter Hossain**  
**Professor and Head**

Department of Computer Science and Engineering  
Faculty of Science & Information Technology  
Daffodil International University

**Chairman**




---

**Md. Zahid Hasan**  
**Assistant Professor**

Department of Computer Science and Engineering  
Faculty of Science & Information Technology  
Daffodil International University

**Internal Examiner**



---

**Most. Hasna Hena**  
**Assistant Professor**

Department of Computer Science and Engineering  
Faculty of Science & Information Technology  
Daffodil International University

**Internal Examiner**



---

**Dr. Mohammad Shorif Uddin**  
**Professor**

Department of Computer Science and Engineering  
Jahangirnagar University

**External Examiner**

## DECLARATION

I hereby declare that, this internship has been done by us under the supervision of **Mr. Narayan Ranjan Chakraborty, Assistant Professor, Department of CSE** Daffodil International University. I also declare that neither this project nor any part of this project has been submitted elsewhere for award of any degree.

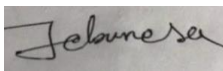
**Supervised by:**



---

**Mr. Narayan Ranjan Chakraborty**  
Assistant Professor  
Department of Computer Science and Engineering  
Daffodil International University

**Submitted by:**



---

**Most. Jebunnesa Akter**  
**ID:172-15-9858**  
Department of CSE  
Daffodil International University

## ACKNOWLEDGEMENT

First I express our heartiest thanks and gratefulness to almighty God for His divine blessing makes us possible to complete the final year internship successfully.

I am really grateful and wish profound indebtedness to **Mr. Narayan Ranjan Chakraborty, Assistant Professor**, Department of CSE, Daffodil International University, Dhaka. Deep Knowledge & keen interest of our supervisor in the field of “Web Design And Development” to carry out this internship. His endless patience, scholarly guidance, continual encouragement, constant and energetic supervision, constructive criticism, valuable advice, reading many inferior draft and correcting them at all stage have made it possible to complete this internship.

I would like to express heartiest gratitude to **Dr. Syed Akhter Hossain, Professor and Head**, Department of CSE, for his kind help to finish my internship and also to other faculty member and the staff of CSE department of Daffodil International University.

I would like to thank entire course mate in Daffodil International University, who took part in this discuss while completing the course work.

Finally, I must acknowledge with due respect the constant support and patients of parents.

## **ABSTRACT**

The main purpose of my internship is to gain knowledge about web design and development. Web-based software uses a variety of programming languages. likes, HTML, CSS, Java Script, Query, Bootstrap. Some other programming languages used to develop dynamic functions of software are applications. For example- PHP, MySQL etc. In this programming language can apply to build a web based software and I also work in finding a bugs and how it solve this problem with proper user guideline. Client layouts maintain and every section have separate tools to modify and work this software. In this software are work in windows and Linux server. Web base software are working in throw a domain and hosting for accesses world wide. Nowadays there are also some framework's that use vastly. If we develop web based that is very useful for us because we can access it from anywhere of the world. It is very helpful for our daily life. That is why I choose the subject of my report is "Web Design And Development". Solving real life problems was another key issue. This report takes us through all the details of Website Design and Development knowledge and experience gathered during this internship period.

# TABLE OF CONTENTS

<b>CONTENTS</b>	<b>PAGE NO</b>
Approval	i
Declaration	ii
Acknowledgement	iii
Abstract	iv
Table of contents	v
List of Figure	vii
<b>CHAPTER</b>	
<b>CHAPTER 1: INTRODUCTION</b>	<b>1</b>
1.1 Introduction	1
1.2 Motivations	1
1.3 Internship Objectives	2
1.4 Introduction to the Company	2
1.5 Report Layout	3-4
<b>CHAPTER 2: ORGANIZATION</b>	<b>4</b>
2.1 Introduction	5
2.2 Product For Marketing	4-5
2.3 IT Service Offered	5
2.3.1 Fixed Price System Develop	5
2.3.2 Software Development Kit	5
2.3.3 Payroll software	5
2.3.4 Managing Site Content	5
2.3.5 Dedicated Support Team	5
2.3.6 Installation And Technical Manuals	5
2.3.7 Website Optimization	6
2.3.8 Rules In Job Market	6
2.4 Target Group	6
2.5 SWOT Analysis	6
2.5.1 Strength	6-7
2.5.2 Weaknesses	7
2.5.3 Opportunities	8

2.5.4 Threat	8
<b>CHAPTER 3: TASKS, PROJECTS AND ACTIVITIES</b>	<b>9-23</b>
3.1 Daily Task And Activities	9
3.2 Events And Activities	10
3.3 Project Task And Activities	10-23
3.3.1 School And College Management Software	10
3.3.2 MySQL	20
3.3.3 E-Commerce Management software	20
3.3.4 E-Commerce Solution	22
3.4 Challenges	21
<b>CHAPTER 4: COMPETENCIES AND SMART PLAN</b>	<b>24-25</b>
4.1 Competencies And Earned	24
4.2 Smart plan	24
4.3 Reflections	25
<b>CHAPTER 5: DISCUSSION AND Conclusion</b>	<b>26</b>
5.1 Discussion and Conclusion	26
5.2 Future And Career Scope	26
<b>REFERENCES</b>	<b>27</b>
<b>APPENDICES</b>	<b>28-30</b>

## **LIST OF FIGURES**

<b>FIGURES</b>	<b>PAGE</b>
Figure 2.1: SWOT Analysis	6
Figure 2.2: Organizational structure	8
Figure 3.1: Code For Website	12
Figure 3.2: Home Page	12
Figure 3.3: Admission Page.	13
Figure 3.4: Contact Page	13
Figure 3.5: Login Page	14
Figure 3.6: Student Setting	14
Figure 3.7: Student Management	15
Figure 3.8: Subject Management	15
Figure 3.9: SMS Management	16
Figure 3.10: Teacher Management	16
Figure 3.11: Routine Management	17
Figure 3.12: Exam Management.	17
Figure 3.13: Papers Management	18
Figure 3.14: Attendance Management	18
Figure 3.15: Salary Management	19
Figure 3.16: Payment Management	19
Figure 3.17: Content Management	20
Figure 3.18: Library Management	20
Figure 3.3.1: E-Commerce Login Page	22
Figure 3.3.2: E-Commerce Home Page	22
Figure 3.3.3: E-Commerce Shop Page	23
Figure 3.3.4: E-Commerce Cart Page	23



# CHAPTER 1

## INTRODUCTION

### 1.1 Introductions

Internships Some experience in different organizations can be gained which will help a lot in building a relationship between theoretical and practical knowledge. Web applications are an important part of official work. It is an operating system. Which plays an important role in the IT sector. In the beginning web applications were on paper, it was a long process and a waste of valuable time. Everything has changed over time, now everyone is directly connected to the Internet, the use of the Internet is changing web applications. I Worked with HTML, CSS, JavaScript, PHP and Bootstrap. I have faced many problems and solved them while doing internship. First I designed the web page and Develop and perform other small tasks such as final design of fonts, application of raw logic and PHP With the flow of your time I work on important issues related to the PHP framework. In addition, I have worked with e-commerce.

This internship report covers the entire internship period that I have successfully completed regarding the design and development of the application.

### 1.2 Motivation

For internships to gain practical experience in computer science and engineering. Knowledge of theoretical knowledge and application in practical field is very important to increase experience in engineering job market. My internship period follows all the rules and regulations of the company which will help me later in real life. I did an internship on web design at SOFTECH BD.

The main motive of web development is to develop an internet site. Most of the programming languages are wont to develop an honest website. Nowadays, PHP is an open-source technology that's mainly used for web development. the online development process includes web design, website development, client-side, server-side scripting, network security configuration and lots of more.

### **1.3 Internship Objectives:**

- # Application Getting a basic idea of web application design and development.
- # Know about the office environment.
- # Gaining knowledge about technology.
- # Develop how to manage yourself and the client in corporate life
- # And how to maintain customer / client requirements in this case. I want to be able to know this collection / knowledge.

### **1.4 Introduction to the company:**

SOFTECH Bangladesh may be a leading customized software development company in Bangladesh, managed by some professional software engineers. it's immense pleasure that softech BD can share a number of Softech BD services & activities in Bangladesh. Softech Bd have started our journey in 2019. Softech BD main services are School management software, software Development, Web application development, Web design and Development, Offshore software Development, Mobile Apps Development, Graphic design & medium, CCTV, DVR, Monitor. Softest BD provide all types of customized software.

- Strong knowledge about website design.
- To know about server-side language PHP.
- Learn how to solve client requirements.
- Increase ability for problem solving.
- Work well with team and improve administration skill.
- To improve technical skill and maintains professional ethics and values.

## **1.5 Report layout**

The report is as follows:

The layout of my report is assorted by-

Chapter 1: Internship Introduction, Motivation, Internship Objective, and About the Company.

Chapter 2: Introduction, Product and Market Situation, IT Service Offered, Target Group and Audience, SWOT Analysis.

Chapter 3: Daily Task and Activities, Event and Activities, Projects Task and Activities, E-Commerce Solution, Challenges.

Chapter 4: Competencies Earned, Smart Plan, Reflection.

Chapter 5: Discussion And Conclusion, Future career & scope

## **CHAPTER 2**

### **ORGANIZATION**

#### **2.1 Introduction**

SOFTTECH Bangladesh global software firm. Our development offices span the Bangladesh. we offer an end to finish service, including customize software, business automation, website appraisal, project management, website development, web marketing, E-commerce. Through this unique approach we provide creative, distinctive, and effective solution to make competitive advantage and value for business of any size. Software and IT industry in Bangladesh has crossed an extended road over the previous few decades. it's matured. The industry no more remains at the sideline. It join the mainstream. Not only the industry is contributing significantly within the value, but also it's been playing very crucial role in creating top quality employment for a large portion of young graduates of the country. Understand well the topics covered in this chapter and gather information about the internship.

#### **2.2 Product for Marketing:**

Softech BD provide software in hole Bangladesh. There are lots of marketing officer in Bangladesh. They are work individual district as per requirement.

# Feature to meet customer needs:

# User Interface Design (home, inner pages, admin interface and all forms)

# Presenting various product opportunities to the company

# Image gallery

# Feedback form

# Online sell

# Ads in Facebook and sms marketing

# Online chat option

## **2.3 IT Service Offered:**

### **2.3.1 Fixed Price System Develop**

SOFTTECH Bangladesh perform browser compatibility test (in major browser). we'll confirm your site with each project.

### **2.3.2 Software Development Kit**

SOFTTECH Bangladesh a full cycle bespoke and software development service provider.

### **2.3.3 Payroll Software**

Softech BD Website Planning, Creative Design for your business implementation.

### **2.3.4 Managing site content**

We build your web site in a way that you can easily manage yourself.

### **2.3.5 Dedicated Support Team**

The software that we have made for your business is very important to us. Based on your usage, we understand that you are satisfied with the software we have provided.

### **2.3.6 Installation And Technical Manuals**

SOFTTECH Bangladesh offers web site design, creative design for business planning, school and college management software.

### **2.3.7 Website Optimization**

SOFTTECH Bangladesh do understand the importance of website optimization.

### **2.3.8 Roles in Job Market**

I did an internship on web design and development at Softech BD Company. During this time I got some basic ideas about different programming languages. In the internship I learned some basics of web page design. I also worked with e-commerce site at Softech BD Company. Learned how to handle customer / client, quality service at the right time, different rules for job etc. I have huge opportunities on

platforms like Job. What I have learned in the internship will play a special role in shaping my career.

## 2.4 Target Group:

Technology services are invaluable for the rapid change of the world. Every company needs to develop skills in computer and technology to be successful. Digital services are efficient in offices, departments, all professionals, businesses, industries. Softech BD is moving forward with appropriate initiatives to meet these demands. Softech BD is advancing with proper initiatives. The render of Software Company services to every one for the sake of humanity and to create a glorious World.

## 2.5 SWOT Analysis:

SWOT stands with Strengths, Weaknesses, Opportunities and Threats. SWOT analysis aims to identify the key internal and external all factors seen as important to achieving an Objective.



Fig 2.1: SWOT Analysis

### 2.5.1 Strength:

Every business has different characteristics and qualities. Because of these qualities the good or bad side of the business moves. Various examples:

# Softtech BD, has many years of experience in technology solutions. Softtech started their journey for BD's services such as: IT management, customer solutions, software and solutions.

# Softtech BD has a very good relationship with other companies. It provides superior service and has 100% client satisfaction.

# Softtech BD has many platforms. Provides reliable, responsible service and executes projects quickly.

### **2.3.2 Weaknesses:**

# Many people have many minds: many times different problems are created by different people and for different reasons, softech BD solves all the problems by applying new techniques.

#### **# Complex Structure:**

SOFTECH BD has many services. For various reasons, it is difficult for the user to understand the services.

#### **# Lack of Harmony:**

The connection between the different departments is somewhat weak. This is because there is no exchange program for employees to work between different strategic business units.

### **2.3.3 Opportunities:**

SOFTECH BD is an IT company in Bangladesh provides much software solution development solution. The key of our company includes maintaining and also the leading software solution provides, ensure good thing about our customer, shareholders and company and those who are experienced in this regard use their experience and gain their skills by working on different projects.

Sometimes if you wants share some similar values and have the zeal for a rewarding career in line with our rise then maybe we are the correct organization to work together towards optimize excellence. SOFTECH is an human right employer offering market standard employee benefit and friendly working environment. We have many

facilities for our international clients. I live with different services and work with fidelity. All type of vacancies are fulfilled on the thought of the ability, qualification and each one quite experience.

### 2.3.4 Threat:

Coping: For various legal problems in our country, the design of Softtech BD Company can be copied by any new company.

Server crash : BSEL has used US or Australian servers, so if the server crashes in any way, Softtech BD could be a threat.

## 2.5 Organizational Structure

The Organizational structure of Skill jobs.

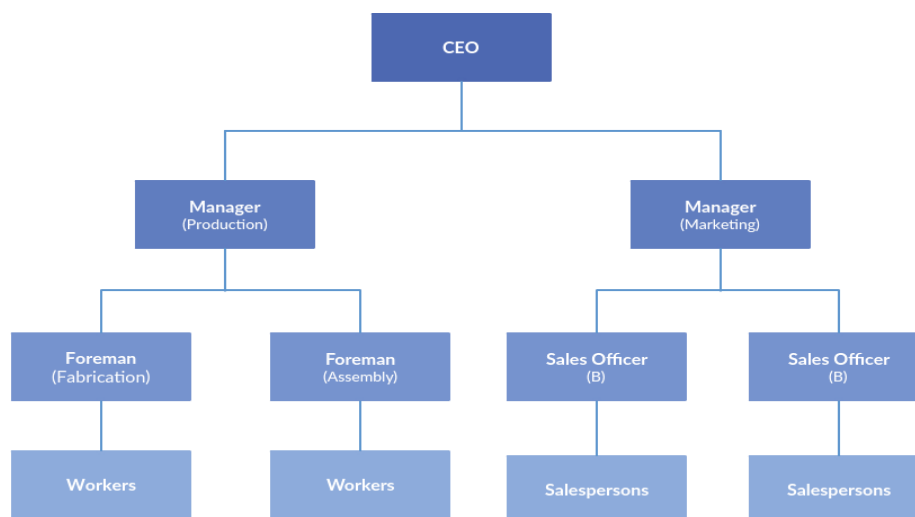


Figure 2.2: Organizational structure of Skill jobs.

The main work of Softech company is:

1. Web design and development of different sites.
2. Working with management in school and college software.
3. Made in many types of software from different companies.
4. Working with e-commerce sites.



## CHAPTER 3

### TASK, PROJECTS, AND ACTIVITIES

#### 3.1 Daily Task and Activities

# Month - 1: I learned in the first month of the internship at SOFTECH BANGLADESH-

- I have learned and performed the subsequent tasks:
- Learn to office activities and office culture and the way to speak one another.
- First time they're teach me my responsibility and the way to grasp this.

# Month - 2: during this month I've got learned and performed the subsequent tasks:

Second month i find out how to programming tools,

First part web design

- HTML
- CSS
- Java script
- JQuery
- Bootstrap

Second part Web Development every topic gather basic knowledge.

- PHP
- MYSQL

#Month – 3: during this month of I've got learned and performed the subsequent tasks:

**Activities:** This month I work the live project at school management software. I handle the customer and manage the software. This software use in few school and college. I add this software for student admission/enroll. Student admission approval and student management and student payment system and student account and student exam and result management system

#Month – 4: during this month of my internship at softech bd company. I've got learned and performed the subsequent tasks:

I add ecommerce panel to the way to management E- Commerce website and warehouse and handle customer order.

### **3.2 Events And Activities**

In this time assigned tasks and activities. During the internship I encountered various problems and solved problems. During the internship I worked on some projects. Software student data entry and there history and customer support.

- Daily project updates
- Project management every week
- Software update
- Customer support

### **3.3 Project Task And Activities**

SOFTECH BD I learned a lot during my 3 month internship at the company. I had a great opportunity to work with the team at this company. I've worked on a few different projects and been able to help the team. Some issues:

- Design HTML
- Uploading web content
- Create a database
- Assist in various project work

#### **3.3.1 School and College management software**

Softtech BD has collaborated a lot to learn about web design. I have worked with Softtech BD employees and assisted them in various tasks. Likes:

- Data entry
- Student profile and payment history
- Student exam mark entry and check result

#### **Web Page Details:**

- Code for website

- Home page
- Admission management page
- Contact page
- Login page
- Students settings
- Students management page
- Subject management page
- SMS management
- Routine Management
- Teacher management page
- Exam management page
- Page management page
- Papers management page
- Content management page
- Attendance management page

### Code For Website:

Different types of programming languages have been used on the website. HTML, CSS, Bootstrap, JavaScript have been used to understand the structure of the website.

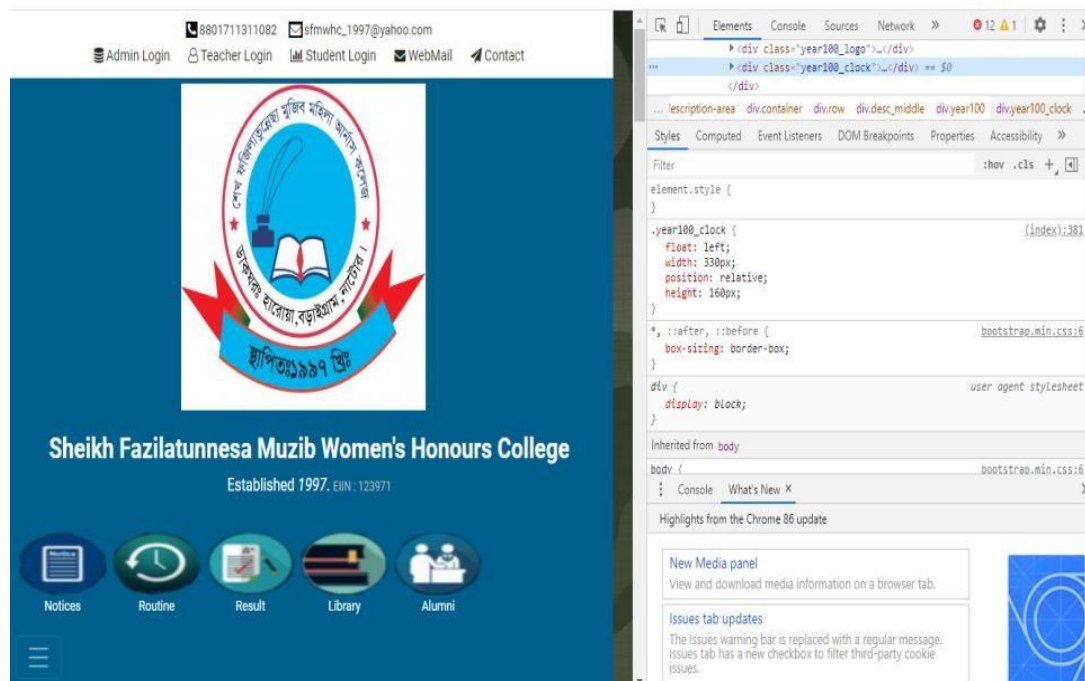


Figure: 3.1. Code For website

## Home Page Details:

### Home page

I design a web page for College management system. College home page with college information. There are different menus on the homepage. All the menu bars you need for a college information are on this homepage. If any student wants to know about that college, then all the information will be available by clicking on each menu bar.



Figure 3.2 Home Page

### Admission Form:

This is the admission form. If any student wants to get admission in this college, he / she can go to the online application and fill the admission form and submit it.

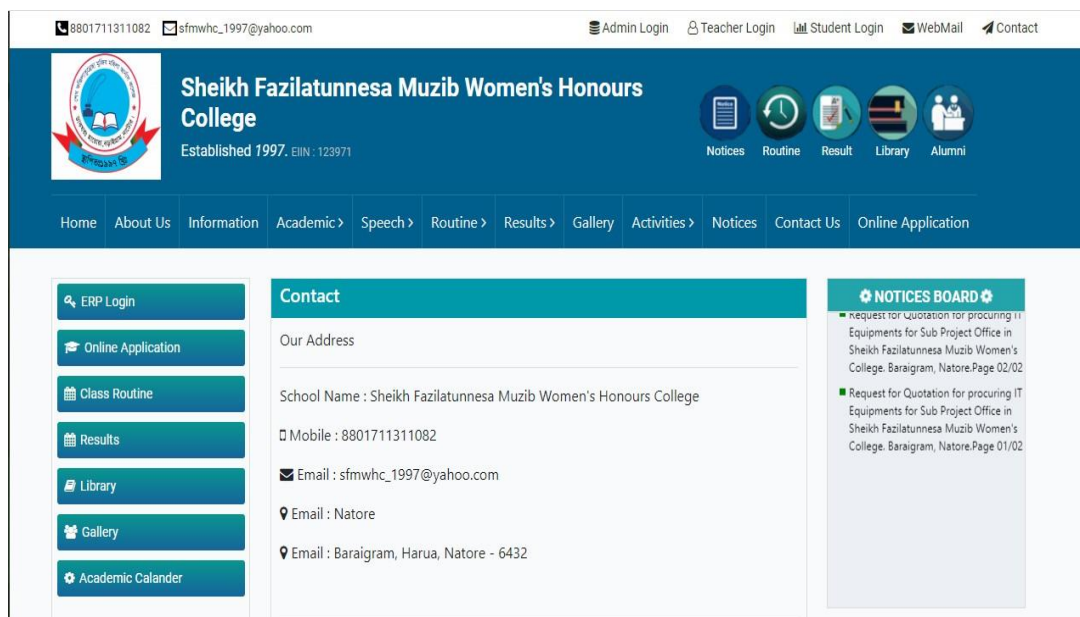


Figure: 3.3. Admission Form

## Contact Page:

This page is consist contact page. The contact page has phone number, email and location of that college. If you want to contact, you can contact that address.



Figure: 3.4. Contact page

## Admin Panel:

### # Login Page:

Admin Login page to use software need to username and password to access software. If he forgets his id or password then he can reset it by using his mail.




Figure 3.5. Login Page

## # Student Setting:

This is the students settings option. After the students settings option, this is the class, session, group and section option.

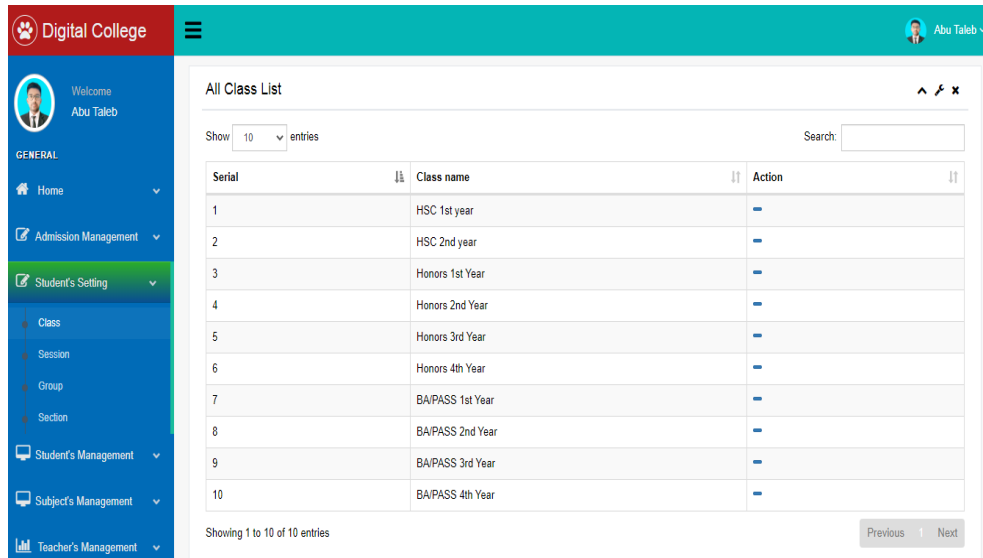


Figure 3.6 Student settings

## # Student Management

This is the students management system. After the management system option, this is the students list,. If the teacher goes to this option and selects group, year, section, then you will get the list students.

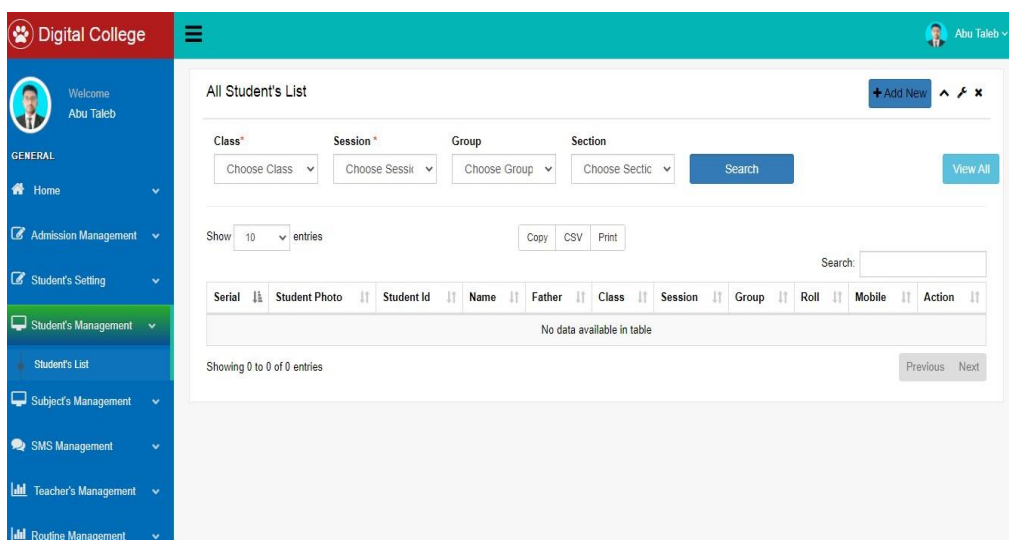


Figure 3.7 Students Management System

## # Subject Management:

This is the subjects management system. After the management system option, this is the subjects list, students subjects description, teachers subjects descriptions option. Each student is given their subject list according to their class. Detailed information of student and teacher subject is given. To get the information of the subject, one has to click on the description in Student subject and in the description menu bar in Teacher subject.

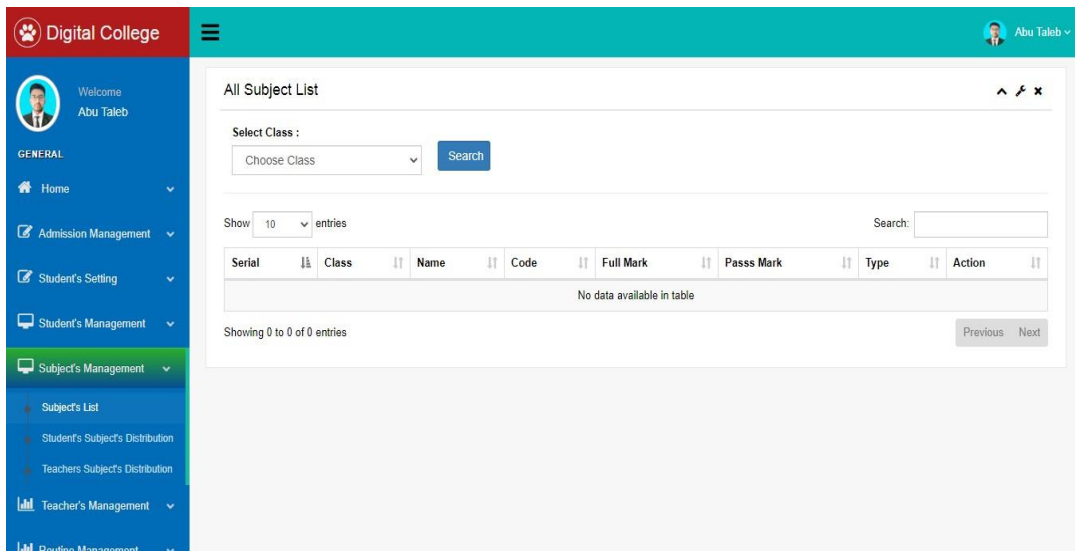


Figure 3.8:Subjects Management System

## # SMS Management

This is the SMS management options. When a student enters, exits, or has an option, I immediately send an SMS to the student's parents. For this, every parent can understand whether their child has gone to college or not. The next option is the class base option. SMS is done through this option as per class rules.

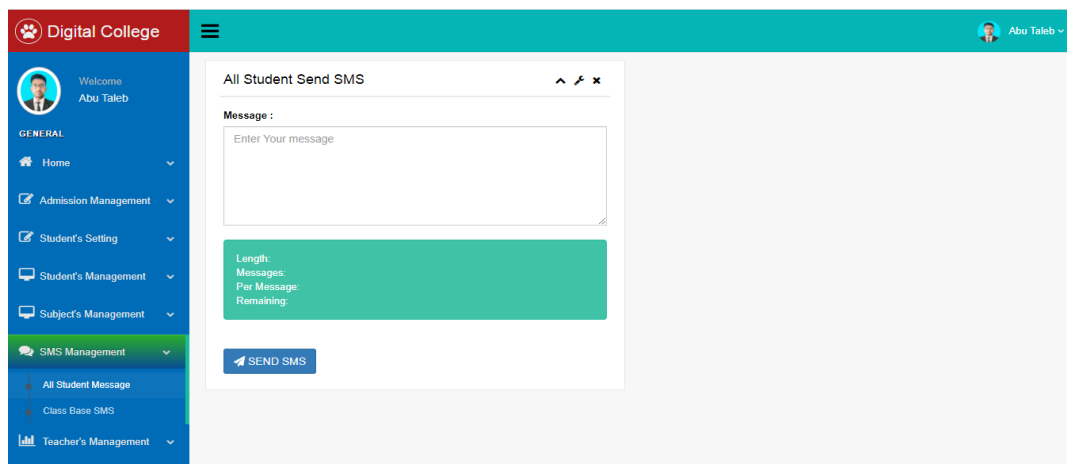
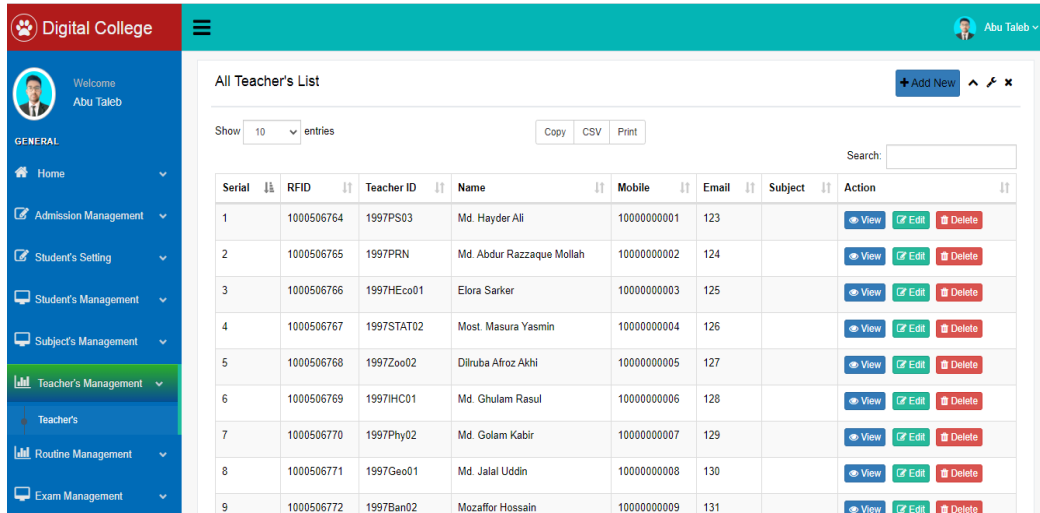


Figure: 3.9 SMS management options

## # Teacher management:

This is the teacher management options. Admin can easily add new teacher. The list of all the teachers of that college is in this option.

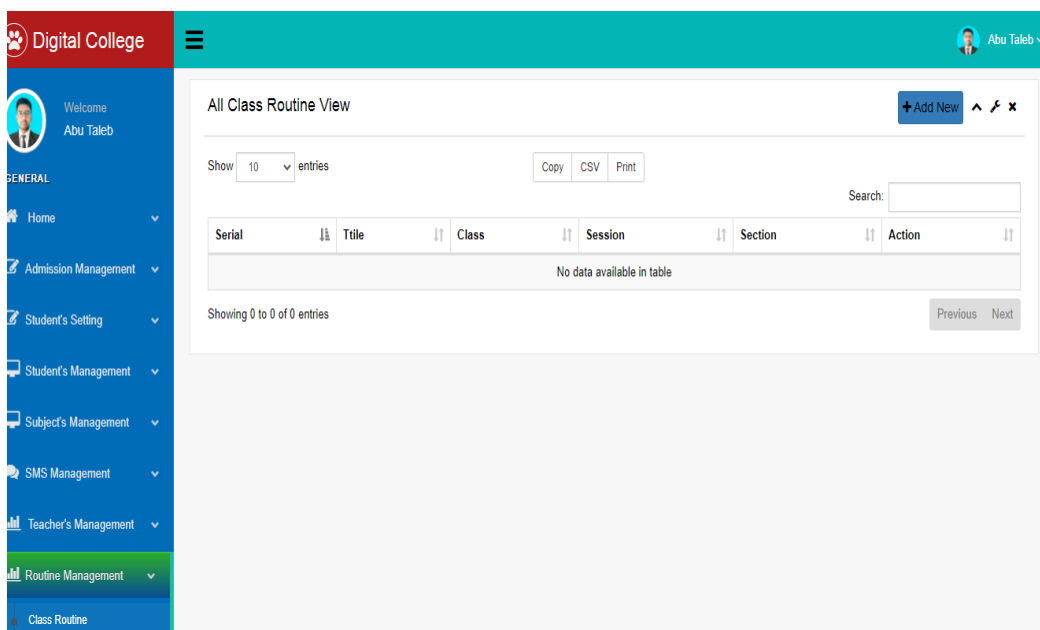


Serial	RFID	Teacher ID	Name	Mobile	Email	Subject	Action
1	1000506764	1997PS03	Md. Hayder Ali	10000000001	123		<a href="#">View</a> <a href="#">Edit</a> <a href="#">Delete</a>
2	1000506765	1997PRN	Md. Abdur Razzaque Mollah	10000000002	124		<a href="#">View</a> <a href="#">Edit</a> <a href="#">Delete</a>
3	1000506766	1997HEco01	Elora Sarker	10000000003	125		<a href="#">View</a> <a href="#">Edit</a> <a href="#">Delete</a>
4	1000506767	1997STAT02	Most. Masura Yasmin	10000000004	126		<a href="#">View</a> <a href="#">Edit</a> <a href="#">Delete</a>
5	1000506768	1997Zoo02	Dilruba Afroz Akhi	10000000005	127		<a href="#">View</a> <a href="#">Edit</a> <a href="#">Delete</a>
6	1000506769	1997IHC01	Md. Ghulam Rasul	10000000006	128		<a href="#">View</a> <a href="#">Edit</a> <a href="#">Delete</a>
7	1000506770	1997Phy02	Md. Golam Kabir	10000000007	129		<a href="#">View</a> <a href="#">Edit</a> <a href="#">Delete</a>
8	1000506771	1997Geo01	Md. Jalal Uddin	10000000008	130		<a href="#">View</a> <a href="#">Edit</a> <a href="#">Delete</a>
9	1000506772	1997Ban02	Mozaffor Hossain	10000000009	131		<a href="#">View</a> <a href="#">Edit</a> <a href="#">Delete</a>

Figure: 3.10 Teacher Management

## # Routine management

This is the Rutine management system. Teacher can add class routine and exam routine. From this option the teacher adds the routine of the class. Go to the exam routine option and add the exam routine.



Serial	Title	Class	Session	Section	Action
No data available in table					

Figure 3.11: Rutine Management



## # Exam management:

This is the Exam management system. After the management system option, this is the exam type, mark entry, view mark, summery mark option. After the end of the test, the teacher or admin can make the mark entry of the students by going to the mark entry option. If there is any problem with the mark, it can be edited, deleted, added. To view the Mark, you have to click on the View Mark menu bar.

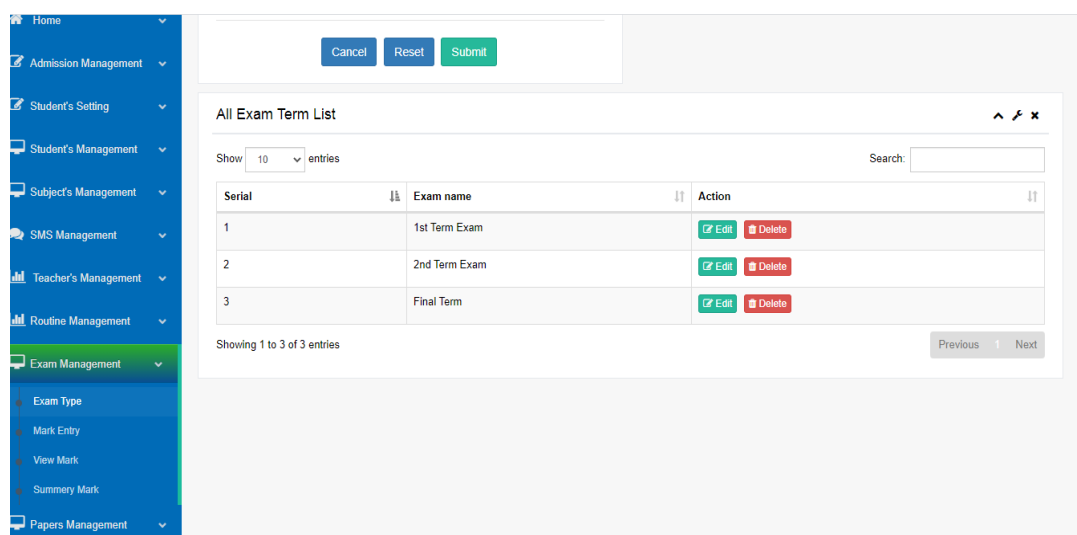


Figure 3.12: Exam Management

## # Papers Management:

This is the Exam management system. After the management system option, this is the admit card and testimonial option. Students can download Admit Card and Testimonial online as well as offline if they wish.

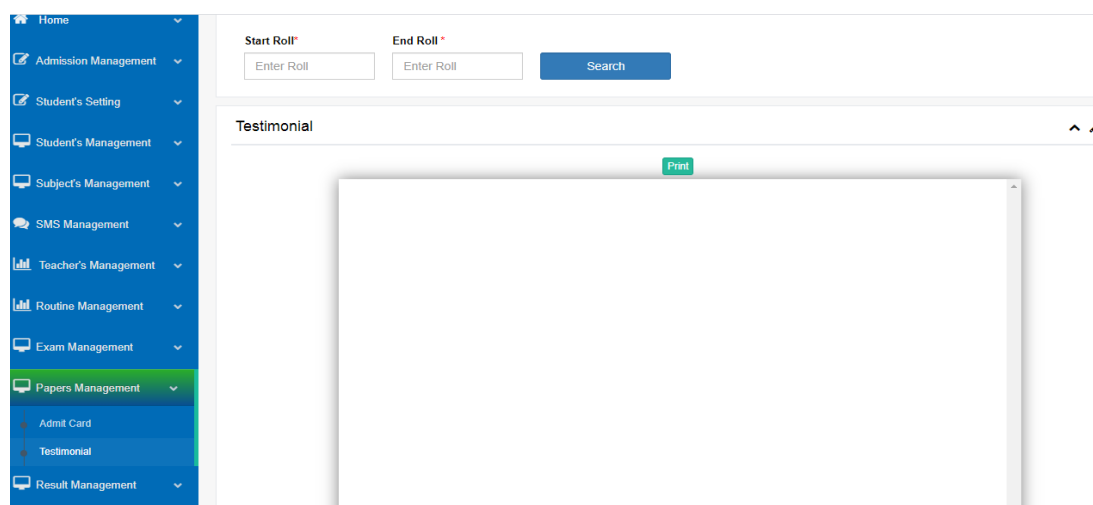


Figure 3.13: Admit Card

## # Attendance Management Page:

This is the Attendance management system. After the management system option, student attendance option. the teacher or admin can added students attendance. If there is any problem with the attendance, it can be edited, deleted, added.

The screenshot shows the 'All Student's List' page in the Digital College system. It includes a sidebar with navigation options like Home, Admission Management, Student's Setting, Student's Management, Subject's Management, SMS Management, Teacher's Management, Routine Management, and Exam Management. The main content area displays a table of student attendance records.

Identifier	Name	RFID	2020-02-09		2020-02-10		2020-02-11		2020-02-12		2020-02-13		2020-02-14		2020-02-15	
			Entry	Exit	Entry	Exit	Entry	Exit	Entry	Exit	Entry	Exit	Entry	Exit	Entry	Exit
2019S501F	ANANNA MONDOL	0007514945	---	---	09:14 am	14:20 pm	09:36 am	14:15 pm	---	---	14:10 pm	---	---	---	---	---
2019S502F	PREOTA BISWAS TISHA	0007492227	---	---	---	---	---	---	---	---	---	---	---	---	---	---
2019S503F	MAHMUDA AKTER MUKTA	0007493181	---	---	---	---	09:50 am	14:16 pm	09:27 am	09:27 am	09:38 am	14:12 pm	---	---	09:27 am	09:27 am
2019S504F	SHARJINA RAHMAN ANNESHA	0005092681	09:02 am	09:02 am	08:49 am	14:27 pm	09:01 am	---	09:51 am	14:19 pm	09:07 am	14:09 pm	---	---	08:57 am	14:55 pm
2019Bst701F	MST. ASA MONI	0004989168	09:03 am	14:21 pm	---	---	---	---	---	---	08:49 am	13:26 pm	---	---	---	---

Figure 3.14. Attendance List

## # Salary management:

This is the salary management system. Salary of every teacher of the college is added in this option. Admin can add salary. If the admin wants, he can edit and delete the salary.

The screenshot shows the 'Add Salary' page in the Digital College system. It displays a table of teacher salaries for the month of October 2020. The table includes columns for Sl. (Serial), Teacher Name, Designation, Salary, and Action (Pay Now).

Sl.	Teacher Name	Designation	Salary	Action
1	Md. Hayder Ali	Teacher	100000.00 Tk	Pay Now
2	Md. Abdur Razzaque Mollah	Teacher	100000.00 Tk	Pay Now
3	Elora Sarker	Teacher	100000.00 Tk	Pay Now
4	Most. Masura Yasmin	Teacher	100000.00 Tk	Pay Now
5	Dilruba Afroz Akhi	Teacher	100000.00 Tk	Pay Now
6	Md. Ghulam Rasul	Teacher	100000.00 Tk	Pay Now
7	Md. Golam Kabir	Teacher	100000.00 Tk	Pay Now
8	Md. Jalal Uddin	Teacher	100000.00 Tk	Pay Now
9	Mozaffor Hossain	Teacher	100000.00 Tk	Pay Now
10	Sewly Rani Moitra	Teacher	100000.00 Tk	Pay Now

Figure 3.15: Salary Management System

## # Payment Management

This is the Payment system option. After the payment system option, this is the fee category, fee sub category, fee collection, fee summery. After paying the students, their payments are added using these options. If there is any mistake then admin can delete and add.

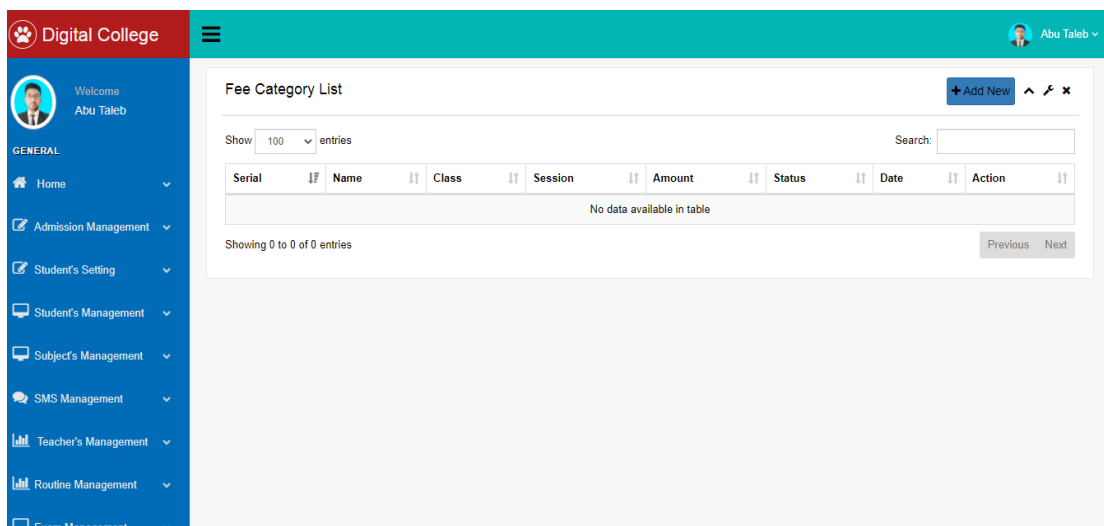


Figure 3.16. Payment system

## # Content Management:

This is the notice board of this project. Admin publish here any kinds of post. If a student needs to know any information, he can go to this option and see the information he needs. Such as: information about exams, information about public holidays, information about admissions Etc.

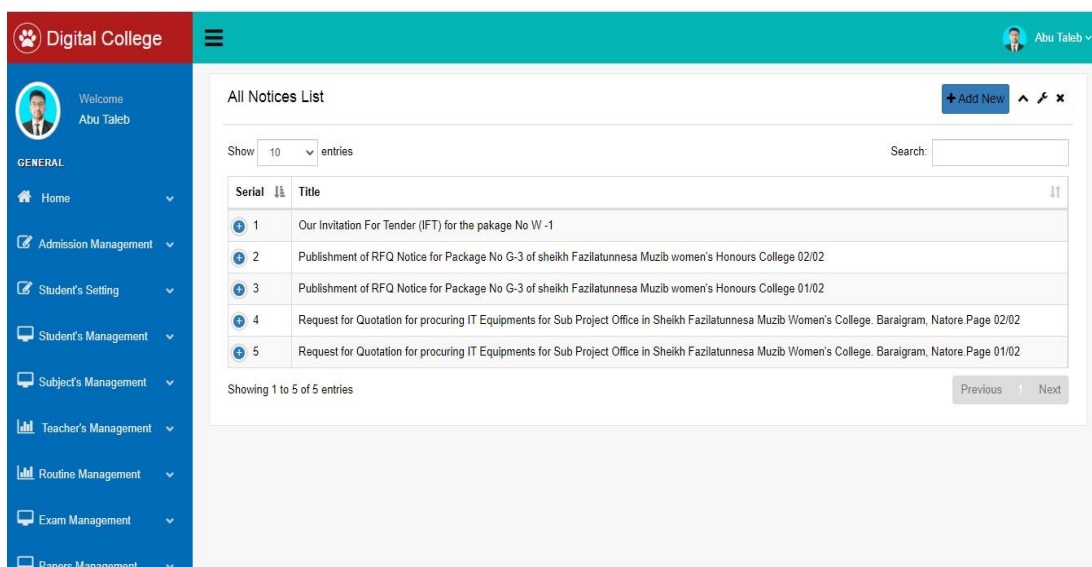


Figure 3.17. Notice Page

## # Library Management

This is the Library system option. After the library system option, this is the category settings, book settings, Writers settings option. This option contains a list of books. Admin can add book list. You can add a writer by clicking Add New Writer.

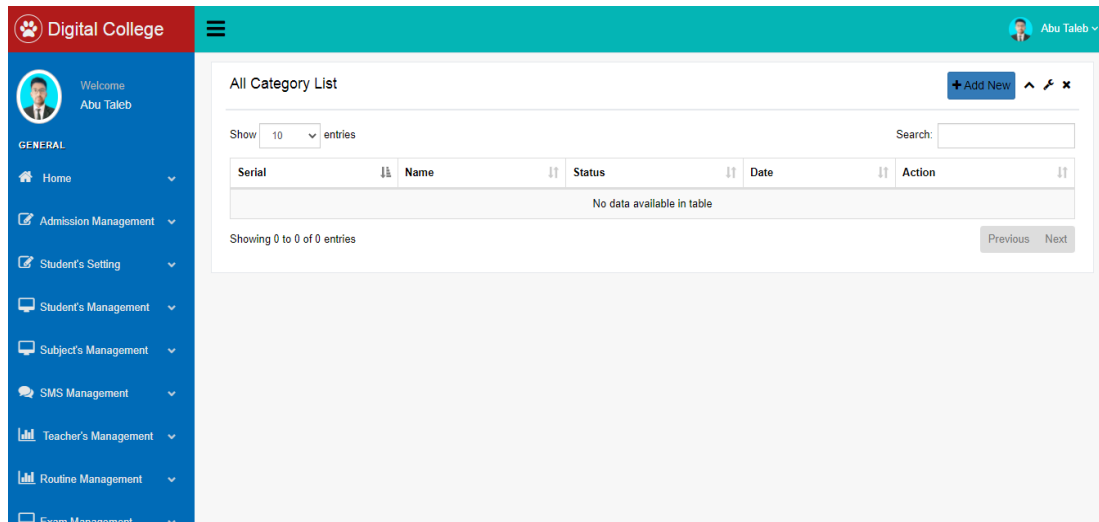


Figure 3.18 Library system option

### 3.3.2 MySQL

MySQL is currently the most widely used data storage system. It can be used to provide data in an easy and reliable way. Most of the web developers use MySQL database to manage the database. With security you can save data base in MySQL.

### 3.3.3 E-commerce Management Software

- Price entry
- Order check
- And delivery check
- Product add
- Product remove
- Add New feature
- E-Commerce site maintain
- Problem solution

### 3.3.4 E-commerce Solution

In the age of information technology, online jobs can be traded. Many people around the world are making a lot of money by trading online. You can sell your product through your own website. Customers can shop online as per their choice by looking at the products on that website. Our e-commerce solutions always provide you with the most recent technological favor for your business.

#### E-commerce Login Page

This is the Login Page. Account must be created before the customer can login. To create an account, the customer has to click on the login option. Then fill in the form with all kinds of custom information and click on sign in. Then you can login with customer's phone number and password.

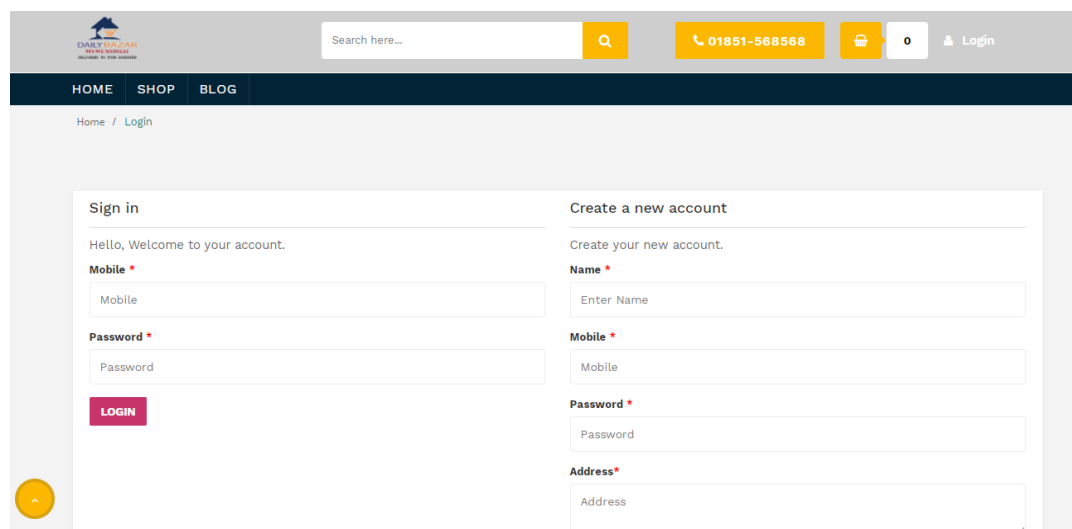


Figure 3.3.1. E-commerce Login Page

#### E-commerce Home Page

This is the E-Commerce Website Home Page. This e-commerce site will come to us as soon as any customer searches with ebuynow.com.bd. You can buy and cut from this site at home from any end. Orders can be made by phone or online. The product is delivered to the customer very easily.

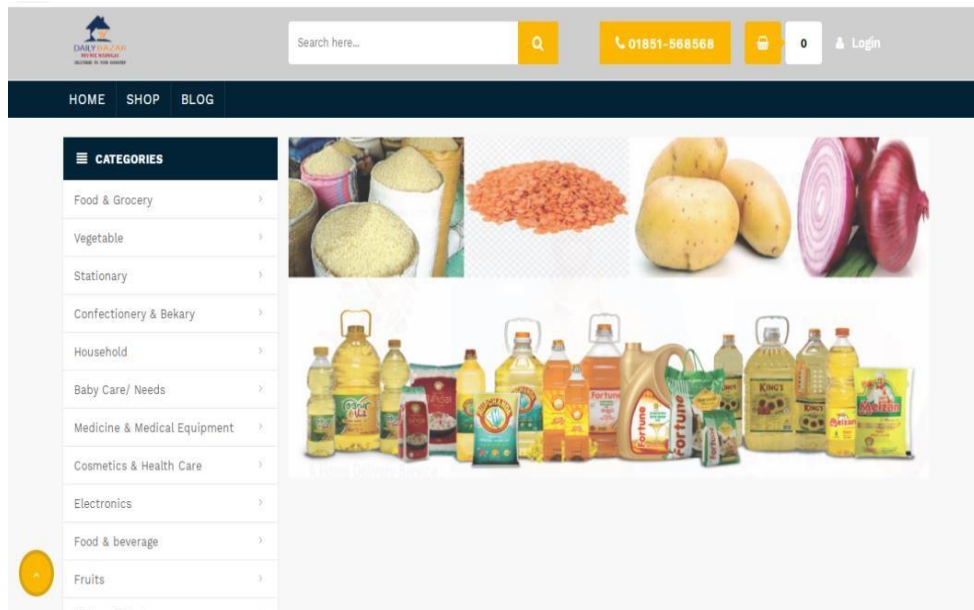


Figure 3.3.2. E-commerce Home Page

### E-commerce Shop Page

This is the E-Commerce Shop Page. I worked with this e-commerce site while doing the internship. Different categories of products are available on this site. The customer can order the product at any time and it is delivered on time. At this time I handle the client, upload the product, remove the product, confirm the order, and confirm the delivery.

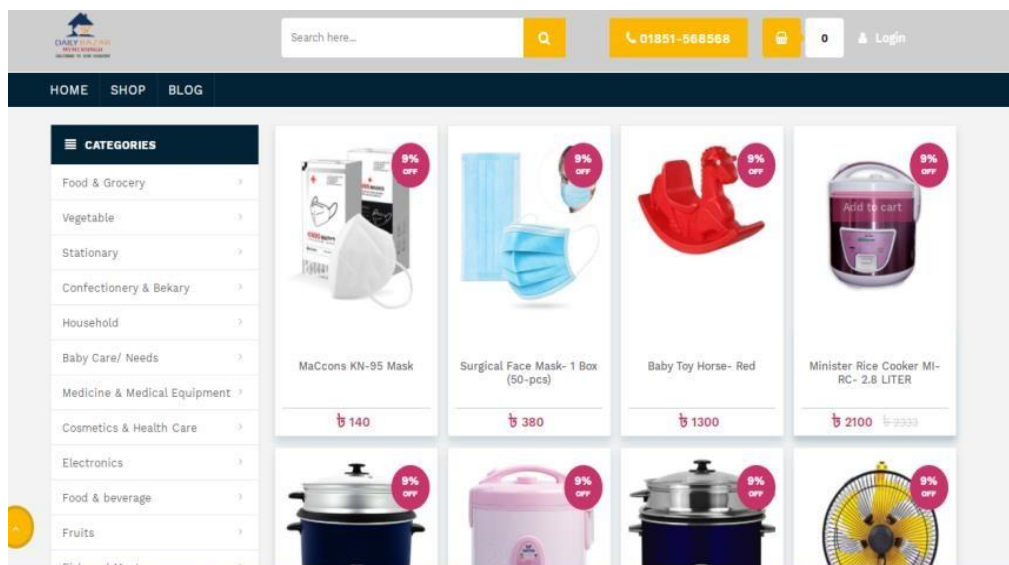


Figure 3.3.3: E-commerce Shop Page.

## E-commerce Cart Page

After selecting the customer's product, you have to click on Add. Then by clicking on the cart option, all the selected products will be added to the cart. Custom can delete the product if desired. cart is given the price of his product, the details are all given. Then click on the submit custom order button and his order will be confirmed.

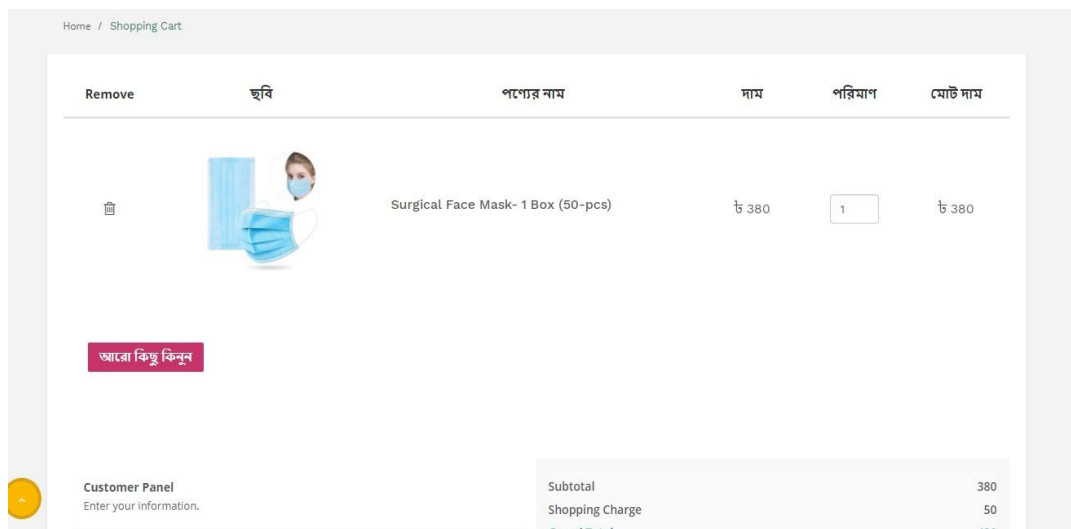


Figure 3.3.4. E-commerce Cart Page

## 3.4 Challenges:

It is not easy to acquire knowledge about web design and development in such a short time. For this I had to accept the challenge. Every day we have to take different challenges and face different problems. The knowledge we have gained about the application through various challenges, which will be of immense help in shaping the future career.

The challenges that have to be faced while developing software:

- Customer support
- Software update
- Software maintain
- Client Handle

## **CHAPTER 4**

### **COMPETENCIES AND SMART PLAN**

#### **4.1 Competencies Earned**

I face many challenges every day. While doing the internship, I learned to work with web design and development, software testing, data collection. The following list of procedure and documents provide a good outline for a web application design and development process:

- Software testing and maintenance
- Collaborate with team members at different times
- Stay united with team members
- Working with a good team

#### **4.2 Smart Plan**

During my internship I gained a good knowledge of web design and development and worked on web applications. Web application is a huge industry. Currently a lot of web applications are being worked on in various IT departments.

My plan is -

- Every online business needs hosting. For this I will do the business of hosting.
- I want to give my own company, where we provide domain and hosting services.
- I will hire talented and hardworking people for my organization. Who will communicate with clients, provide services and solve various problems
- I will have my own web site through which users can find out about my company.
- Towards the end, I will gain knowledge about web design and development and work hard for development



### **4.3 Reflections**

The role of internship is immense in terms of practical experience in student life. It adds a lot of work experience. During this internship period I learned about the tools that were designed to be used to design a web application like HTML, CSS, Bootstrap Framework, JavaScript etc. This experience made me play a strong role in the job market. Eventually I gained experience working with team members. The intern helps me create web applications, find errors and solve them. I work with web applications now and I know how to manage web applications and how to fix any problems. Finally I gained experience working with team members.

## CHAPTER 5

### CONCLUSION AND FUTURE CAREER & SCOPE

#### 5.1 Discussion And Conclusion

The world is now moving towards development. The world without information technology can now be called real. If we want to develop Bangladesh, we have to go ahead with information technology. For this, the government of Bangladesh is working with the necessary projects for the development of the country. The discussion on how the website will be build depends on the result of the problem investigation stage, since they will play major role into describing the specific user requirements for the software. Furthermore, further research will be conduct to spot the strong points of various techniques and justify the choice that will be finally made. As a conclusion, I can say that this internship a great experience. Thanks to the project, I acquired deep knowledge concerning my technical skills but I also personally benefited. Currently PHP passage is a common part of web application, and of the most popular language for web development used by developers worldwide. If we surf internet we can see millions of websites build with PHP and MySQL. I learned to live in a different environment from the one I am used to. I grew more independent in work and also in everyday life. I realized that we could do more in life than we ever thought possible

#### 5.2 Future Career & Scope

Internship goals provide a very good clear concept about practical and semantic web base system. Although I have no real experience. Finding work for this can be a real challenge for me. So, this internship provides me to find scope in a future life:

- To be work IT company
- Can work as a Web Designer
- Can work as a Web Developer
- To be a good quality developer.
- Gaining knowledge will play a role in working with modernity.
- If I could learn programming efficiently, I could do a good job.
- Gaining knowledge on the web will help you to get a job in a higher IT firm.
- Will help to manage the project successfully.

## REFERENCES

- [1] Learn about Daffodil International University, available at <<<https://daffodilvarsity.edu.bd>>>, Access on 5 April'2020 at 3:00pm.
- [2] Learn about Softech Bd Limited, available at <<<http://softech.com.bd>>>, Access on 5 February'2020 at 10:00pm.
- [3] Learn about, Sheikh Fazilatunnesa Muzib Women's Honours College available at <<<http://www.sfmwhc.edu.bd/>>>, Access on 5 March'2020 at 10:00pm.
- [4] Learn about eBuyNow, available at <<<http://www.ebuynow.com>>>, Access on 14 March'2020 at 10:00pm.
- [5] Learn about Google, available at <<<https://www.google.com/>>>, Access on 25 May'2020 at 5:00pm.
- [6] Learn about, Wikipedia, available at <<<http://www.wikipedia.org/>>>, Access on 20 February'2020 at 11:00pm.

## APPENDICES

### Appendix: Company Information

Name: Softech Bangladesh

Address: Dhaka Office: 91/4 6th floor, Indira Road, Farmgate, Dhaka 1215.

Mymensingh Office: Brammopoli Road, Chorpara sadar, Mymensingh.

Thakurgaon office: Gobindhonahor, Munshihat Thakurgaon.

Telephone: 01826998998

Email: [info@softech.com.bd](mailto:info@softech.com.bd)

Website: [www.softech.com.bd](http://www.softech.com.bd)

## **Appendix A: Internship Reflection**

Internship is largely one in all the 2 choices for BCC requirements. an alternative choice is to figure within the project. I wanted to grasp about the duty market and work culture in our country, because I chose to figure internally rather than working within the project. At the same time i feel this can be an excellent opportunity for anyone to be told professionalism. As an in-house, i prefer Softech Bd because of their market price and reputation.. My interest is expounded to their services. because the Softech Bd is an interim, my role is to make an expert web portfolio that may show the content and data that a perspective employer will show that the net enables us to remove geographical constraints and to supply more opportunities for the work in the profession. I believe I'm visiting go from this experience to figure together and exactly how everyone works together. Everyone has their place here and that they continue beyond the expectations. I'm honoured that although I had the chance to figure with everyone and to be part of the group it had been just for a brief time

## **Appendix B: Company Details**

Softtech BD is an IT based company with web development, mobile application, software development, e-commerce and several IT solutions and services. This company started its journey in 2019. It provides stop-automation solutions for commerce and industry. Provides services as per the requirements of the clients. Many students from Softtech are offered different courses. likes: Web design and development, graphics, networking, etc. Our first attempt is to satisfy the clients.

## Final Test

### ORIGINALITY REPORT

<b>26%</b>	<b>23%</b>	<b>0%</b>	<b>24%</b>
SIMILARITY INDEX	INTERNET SOURCES	PUBLICATIONS	STUDENT PAPERS

### PRIMARY SOURCES

<b>1</b>	<b>Submitted to Daffodil International University</b> Student Paper	<b>13%</b>
<b>2</b>	<b>dspace.library.daffodilvarsity.edu.bd:8080</b> Internet Source	<b>5%</b>
<b>3</b>	<b>dspace.daffodilvarsity.edu.bd:8080</b> Internet Source	<b>3%</b>
<b>4</b>	<b>dspace.bracu.ac.bd:8080</b> Internet Source	<b>1%</b>
<b>5</b>	<b>ethesis.nitrkl.ac.in</b> Internet Source	<b>1%</b>
<b>6</b>	<b>Submitted to Universiti Teknologi Petronas</b> Student Paper	<b>1%</b>
<b>7</b>	<b>docplayer.net</b> Internet Source	<b>1%</b>
<b>8</b>	<b>www.authorstream.com</b> Internet Source	<b>&lt;1%</b>
<b>9</b>	<b>www.expertmarketresearch.com</b> Internet Source	<b>&lt;1%</b>
<b>10</b>	<b>jodhpur.magicpages.in</b> Internet Source	<b>&lt;1%</b>
<b>11</b>	<b>Zheng Qin, Yang Chang, Shundong Li, Fengxiang Li. "E-Commerce Strategy", Springer Science and Business Media LLC, 2014</b> Publication	<b>&lt;1%</b>

Exclude quotes  Off  
Exclude bibliography  On

Exclude matches  Off