

**INTERNSHIP ON  
REAL-LIFE WEB APPLICATION DEVELOPMENT ON PHP WITH  
LARAVEL FRAMEWORK**

**BY**

**Md. Nafiul Alam**

**ID: 172-15-9958**

Department of CSE

This Report Presented in Partial Fulfillment of the Requirements for the  
Degree of Bachelor of Science in Computer Science and Engineering

Supervised By

**Masud Rabbani**

Lecturer

Department of CSE

Daffodil International University

Co-Supervised By

**Md. Jueal Mia**

Lecturer

Department of CSE

Daffodil International University




**DAFFODIL INTERNATIONAL UNIVERSITY**

**DHAKA, BANGLADESH**

## APPROVAL

This internship titled “**INTERNSHIP ON REAL-LIFE WEB APPLICATION DEVELOPMENT ON PHP WITH LARAVEL FRAMEWORK**” submitted by Md. Nafiul Alam, ID No: 172-15-9958 to the Department of Computer Science and Engineering, Daffodil International University has been accepted as satisfactory for the partial fulfillment of the requirements for the degree of B.Sc. in Computer Science and Engineering and approved as to its style and contents. The presentation has been held on 08-10-2020.

### BOARD OF EXAMINERS




---

**Dr. Syed Akhter Hossain**

**Professor and Head**

Department of Computer Science and Engineering  
Faculty of Science & Information Technology  
Daffodil International University

**Chairman**




---

**Md. Zahid Hasan**

**Assistant Professor**

Department of Computer Science and Engineering  
Faculty of Science & Information Technology  
Daffodil International University

**Internal Examiner**




---

**Most. Hasna Hena**

**Assistant Professor**

Department of Computer Science and Engineering  
Faculty of Science & Information Technology  
Daffodil International University

**Internal Examiner**



---

**Dr. Mohammad Shorif Uddin**

**Professor**

Department of Computer Science and Engineering  
Jahangirnagar University

**External Examiner**

## DECLARATION

We hereby declare that, this internship has been done by us under the supervision of **Masud Rabbani, Lecturer, Department of CSE** Daffodil International University. We also declare that neither this project nor any part of this project has been submitted elsewhere for award of any degree or diploma.

### Supervised by:



---

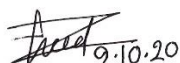
### Masud Rabbani

Lecturer

Department of CSE

Daffodil International University

### Co-Supervised by:



---

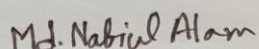
### Md. Jueal Mia

Lecturer (Senior Scale)

Department of CSE

Daffodil International University

### Submitted by:



---

### Md. Nafiul Alam

ID: -172-15-9958

Department of CSE

Daffodil International University

## ACKNOWLEDGEMENT

I am too much grateful to Allah for gifting me capacity, spirit also proficiency for fulfilled my internship program alongside the internship report in an exceedingly predetermined time in spite of varied complexity.

I am really grateful to **Mr. Masud Rabbani**, Lecturer, Department of Computer Science and Engineering, Daffodil International University. Very enthusiastic interested of supervise within the area of “**Real-Life Web-Application-Development on PHP Laravel Framework**” to hold out my internship. Her valuable advice, supportive guidance, endless patience, constant supervision, constructive criticism, reading also improving in the least stages have ready this feasible to finished my internship.

I would wish to reveal sincere thankfulness to **Dr. Syed Akhter Hossain**, Professor and Head, Department of Computer Science and Engineering, for his gracious assistance to complete my internship and also to other academician faculty and also the staff of CSE department of Daffodil International University.

I am also like to express gratitude Skill. Jobs for giving me the chance to accomplish my internship there. I have developed my knowledge and enhanced experiences by this internship.

I also wish to thank whole course mates of my department in Daffodil International University, who took part during this talk over while accomplished my course work.

In the end, I need to appreciation with plenty of high regard the faithful and endless support to my parents.

## **ABSTRACT**

I am a student of CSE, so I've got finished my internship report "Real-Life Web Application Development on PHP with Laravel". This report is a necessity of the internship program of my BSc. Web Application Development Using PHP or hypertext preprocessor it is a server-side language that is used for create static design to dynamic. The exclusive feature of PHP is that the scripting code is implemented in the server, which produce by html (Hyper Text Markup Language) that's transmitted to the client. Client accept the outcome of implementing the script except known any code. The developers could configure the web site server to procedure all the HTML files. Also PHP language is simple to get for any beginner, also provide many improved programming characteristic. Laravel is an web development framework based on PHP which has imaginative, polished code. I think development of any project must be an pleasant, memorable be truly completing. PHP Laravel is taken step the pain out of developer by relieving usual tasks utilized in the larger part of web application development. Laravel target to form the event way a joyful one for developers except compromise application efficacy. A satisfied developers make the better code. PHP Laravel is much handier, powerful, supply dynamic tools needed for big, sturdy project.

# TABLE OF CONTENTS

<b>CONTENTS</b>	<b>PAGE</b>
Board of examiners	i
Declaration	ii
Acknowledgement	iii
Abstract	iv
<b>CHAPTER</b>	
<b>CHAPTER 1: INTRODUCTION</b>	<b>1-2</b>
1.1 Introduction	1
1.2 Motivations	1
1.3 Internship Objectives	2
1.4 Introduction to the Company	2
1.5 Report Layout	2
<b>CHAPTER 2: ORGANIZATION</b>	<b>3-6</b>
2.1 About the Company	3
2.2 Product and Market Situation	4
2.3 Target Group	4
2.4 SWOT Analysis	5
2.5 Organizational Structure	6
<b>CHAPTER 3: Tasks, Projects And Activities</b>	<b>7-26</b>
3.1 Daily Task and Activities	7
3.2 Events and Activities	8
3.3 Project Task and Activities	8
3.4 Challenges	26

<b>CHAPTER 4: Competencies and Smart Plan</b>	<b>27</b>
4.1 Competencies Earned	27
4.2 Smart Plan	27
4.3 Reflections	27
<b>CHAPTER 5: Conclusion and Future Career</b>	<b>28</b>
5.1 Discussion and Conclusion	28
5.2 Scope for Further Career	28
<b>APPENDICES</b>	<b>29</b>
Appendix A: Internship Reflection	29
Appendix B: Company Detail	29
<b>REFERENCES</b>	<b>30</b>

## LIST OF TABLES

<b>TABLES</b>	<b>PAGE NO</b>
Table 3.3.1: Database table for post	14
Table 3.3.2: Database table for tbl_user	19

## LIST OF FIGURES

<b>FIGURES</b>	<b>PAGE NO</b>
Figure 2.4.1: SWOT Analysis.	5
Figure 2.5.1: Organizational structures of Skill.jobs.	6
Figure 3.3.1: Front Page Responsive Web Design Using Bootstrap.	9
Figure 3.3.2: Responsive View of Web Page Design Using Bootstrap.	10
Figure 3.3.3: Home Page of the Blog Site.	11
Figure 3.3.4: Add Post Page of the Blog Site.	12
Figure 3.3.5: View Post Page of the Blog Site.	13
Figure 3.3.6: Database of the Blog Site.	14
Figure 3.3.7: Source Code of the User Login Page.	15
Figure 3.3.8: User Login Page.	16
Figure 3.3.9: Source Code of the User Register Page.	16
Figure 3.3.10: User Register Page.	17
Figure 3.3.11: User Home Page.	17
Figure 3.3.12: Source code of user Profile Page.	18
Figure 3.3.13: User Profile Page.	19
Figure 3.3.14: Database of User Auth Page.	20
Figure 3.3.15: Online Creative School Home page.	21
Figure 3.3.16: Subject Wise Chapter page.	22
Figure 3.3.17: Subject Wise Chapter Video Class Page.	22
Figure 3.3.18: Subject Wise Chapter Model Test page.	23
Figure 3.3.19: User Login.	24
Figure 3.3.20: User Register.	24
Figure 3.3.21: User Register as a Teacher & Student.	25
Figure 3.3.22: Database of the Online Creative School.	25



# CHAPTER 1

## Introduction

### 1.1 Introduction

Create a web application with Laravel Framework, which has elegant syntax, expressive, enjoyable development is that the primary goal on my internship program. To construct a dynamic web application with Laravel Framework makes actualization of authentication technics very easy. Around whole thing is configured exactly. Laravel gives us a really easy way to organize authorization control and logic entrance to varied assets. Laravel is that the ideal PHP framework because it has many Object Oriented libraries also various pre-installed ones, which aren't obtain in the other php frameworks. It's much improved characteristic like checking live users, Crypt hashing, password generate, Cross-site Request forgery (CSRF) security and Encryption.

### 1.2 Motivation

My entry level position program looks for persuaded college understudies seeking after BSc in CSE. The custom shape posted in different websites representing that an outsized number of developers choice Laravel instead of different PHP frameworks. The same as to other PHP frameworks, Laravel further comes with various characteristic help quick web site development. But, at present time, Laravel is much popular whether comparison with different PHP frameworks. Laravel is an open source framework that permits any developers to hurry up their web application development without any growing project overheads. This framework point over other frameworks within the categories of efficiency and scalability.

### **1.3 Internship Objectives**

Today, most organization are depending on online marketing to promote their particular product in short time, easiest way. Like a php framework, Laravel is an open source web application development program. What sets this apart is that the meaningful and accomplished syntax that has been designed to facile and hurry up the web application development process. The platform encompasses a spirited developers' community assistance and powerful characteristic too. Laravel is most popular open-source PHP framework, which is powerful and simple to grasp. Laravel follow model-view-controller sample. Its reuses the present elements of several frameworks which helps in producing an online web application. The web application in this way designed is more organized and practical.

### **1.4 Introduction to the Company**

Skill Jobs is producing global standard and demand-based people using country's huge pool of resources as a skilled people so that we can be a sustainable country and be a proud country in the whole world.

They always believe in accepting new technology and thoughts for developing the job finding experiences of the job finders and qualify the employers with the newest recruitment process.

Skill Jobs is additionally promised to get the newest services for the employers and also help them to search out the correct applicant within the smallest possible time and save cash on recruitment.

### **1.5 Report Layout**

The Internship of reports is fluctuating 5 sections. Segment 1: Discussion about Introductions, Motivations, Internship Objective, Introductions to the Company and Report Layout. Area 2: About Introduction to Skill jobs, Product and Market Situation, Target and Organizational Structure. Section 3: Daily Task and Activities, Events and Activities, Project Task and Activities and Challenges. Segment 4: Competencies Ed Reflection. 5: Discussion and Conclusion and Scope for the Future Career.

## **CHAPTER 2**

### **ORGANIZATION**

#### **2.1 About the Company**

Skill Jobs developing specializing in its past knowledge within the Worldwide Job Market place, especially, the most recent trends within the job area, efficiency, technological progress and hope for a present-day organization. Skill Jobs was produced from Jobsbd com, it absolutely was the primary ever job portal website created for our country then named the organization as like skill.jobs just reveal the main target of this organizations and to make more in its service models. The concept was to create their condition much more unrivaled and especial while they take action! Skill.jobs was beginning its operation at just the once in our country and Malaysia and shortly it's will be to start equivalent activities in Australia, United Kingdom also in UAE.

Skill-Jobs will be work as like a hub to organize the job finders for the pertinent companies by developing and enhancing skills of job finder's and get scope for the job finder's and intercessor to them for the HR world. On the opposite hand, Skill.Jobs will create the task for HRD very simple and easy by serving them to search out the correct applicant with necessary skills instead of forwarding big database of job finders.

Skill Jobs as a service contributor that makes a connection between skilled applicant and company. The SkillJobs will be remain pathway of trends and supply both practical training and virtual training on learner, new graduates and job finders of every levels to create them prepare for upcoming professions and jobs. They will give required training to the staff of various organizations and corporate company's.

## **2.2 Product and Market Situation**

On the report of w3techs' web site info, php is make use of 78% of all web application with a called as Server-Side language. Therefore almost 8 out of every 10 web application which we look over on the web are using php in few way. To be honest, that number is now falling. On November 2017, w3techs website had php by the Server-Side programming language using 80% of web application. This number reduced to 79% on June 2018, and currently it's down to 78% at that time w3techs revealing this post on November 2018. Now a days with the newest versions of php, php is now faster than its old version. Latest php benchmarks show an excellent performance improvement for PHP 7.4.10 over PHP 5.6.

We are using wordpress and popular eCommerce plugins like as WooCommerce and also Easy Digital Downloads, php 7.4 was thrusting 2-3x the amount of requests per second as php 5.6. And also php 8.00 available recently is more faster. PHP popular because it's easy to search out php developers especially in Bangladesh. Also only not just php developers but php developers with more experiences and knowledge.

## **2.3 Target Group**

Skill Jobs developing specializing in its past knowledge within the Worldwide Job Market place, especially, the most recent trends within the job area, efficiency, technological progress and hope for a present-day organization. Skill Jobs was produced from Jobsbd com, it absolutely was the primary ever job portal website created for our country then named the organization as like skill.jobs just reveal the main target of this organizations and to make more in its service models. The concept was to create their condition much more unrivaled and especial while they take action! Skill.jobs was beginning its operation at just the once in our country and Malaysia and shortly it's will be to start equivalent activities in Australia, United Kingdom also in UAE.

## 2.4 SWOT Analysis



Fig 2.4.1: SWOT Analysis

### Strength

- Skill Jobs have ability to create distinction differentiate from another IT company's.
- One of the ideal IT training in the city.
- Highly developed IT technical skill.
- Best web application design and development services with new trend.
- Work like a hub to ready the job finders to their related company's.
- Fair also reliable services.
- Helped Thousands of People With their Careers.
- Compliant facilities.

### Weakness

- Business team management.
- Small number of staff can hamper the training facility.
- Critical situation handling.
- Less number of training facility.
- Limited business advisory capabilities.

## Opportunities

- Increased acceptance and penetration of offshore delivery model.
- Working with the trendy technology can bring more satisfactions.
- Increase number of training area.
- Opportunities from emerging technologies and new service.

## Threat

- Working with new technology needs to make new team learning.
- Losing path its currents glamor to clients in an ambition to move up the value chain.
- Uncertain economic environment.
- Emerging competitors.

## 2.5 Organizational Structure

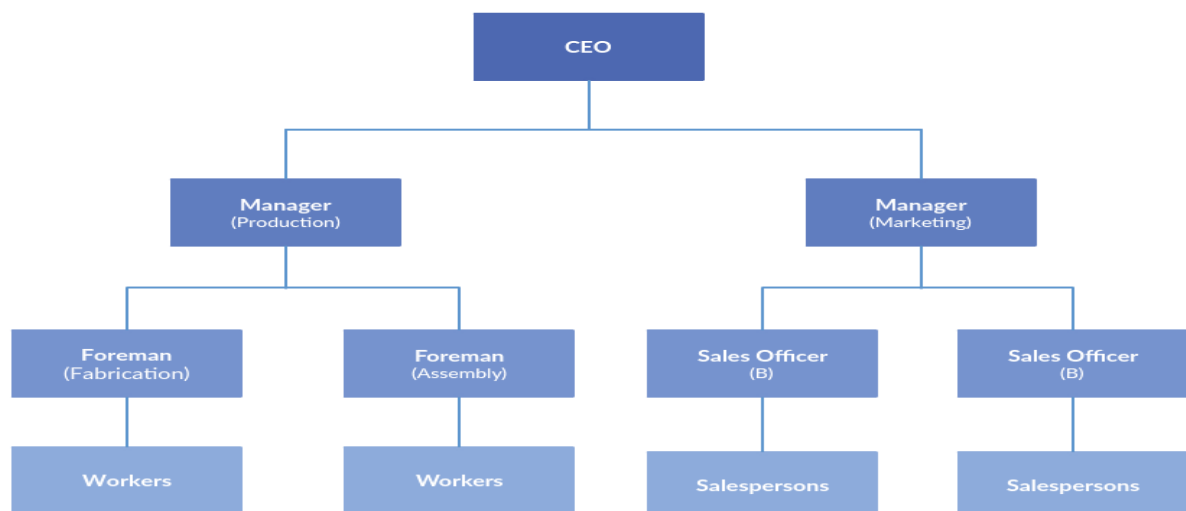


Figure 2.5.1: Organizational structures of Skill.jobs

## **Chapter 3**

### **TASK, PROJECT S AND ACTIVITIES**

#### **3.1 Daily Task and Activities**

My internship start 10:00 am to and finish at 5.00 pm regularly 5 day on per week. On that time I have many task to figure with.

- At first opening with primary web layout design with html5, css3, and bootstrap 4.
- After one week I am create a responsive web layout using my basic knowledge about web design.
- Finding the error for the designs and fixing them.
- After complete web layout design then I am staring with basic php.
- Then learning about basic concept about php and different conditional statements, practical implementation of Loop in php.
- After one month I am created a basic blog site using only php.
- Completed my php then I am learning about object oriented php.
- Create a authentication site using object oriented php also handled Database using MySQLi.
- After two month I had start worked with a php framework called Laravel.
- Finally I had opportunity to create a website using laravel-model, view, controller (MVC) & others.

### **3.2: Events and Activities**

These internship assist me to get the newest technologies and languages within a brief period. It is support me to create me much wise within the IT event administration and various activities with the preset dateline. This internship assist me to improve my knowledge on real world projects and prepare me how to create portfolio and resume.

It was a challenging period for each project that I developed during my entire internship time. This challenges was following the dateline deadline, creating an extraordinary projects, get the client contentment, confirming that need no more correction on my project. Then there was a pleasant conditions for working and learning in a very favorable outlook co-operational stage. It was helped to improve the knowledge to work in worthy myself on any form of job field and any company.

### **3.3: Project Task and Activities**

Main target of this Intern was to learning web application development with php “Laravel” framework for the career. That’s why I working with an E-Learning System, E-Commerce System, web based Application and several web sites.



## Fully Responsive Web Design Using Bootstrap

### Language Used

- HTML5 and CSS3 for making the structure or Front-End and colorized the site.
- Bootstrap for making responsive.
- JavaScript for make design more interactive.

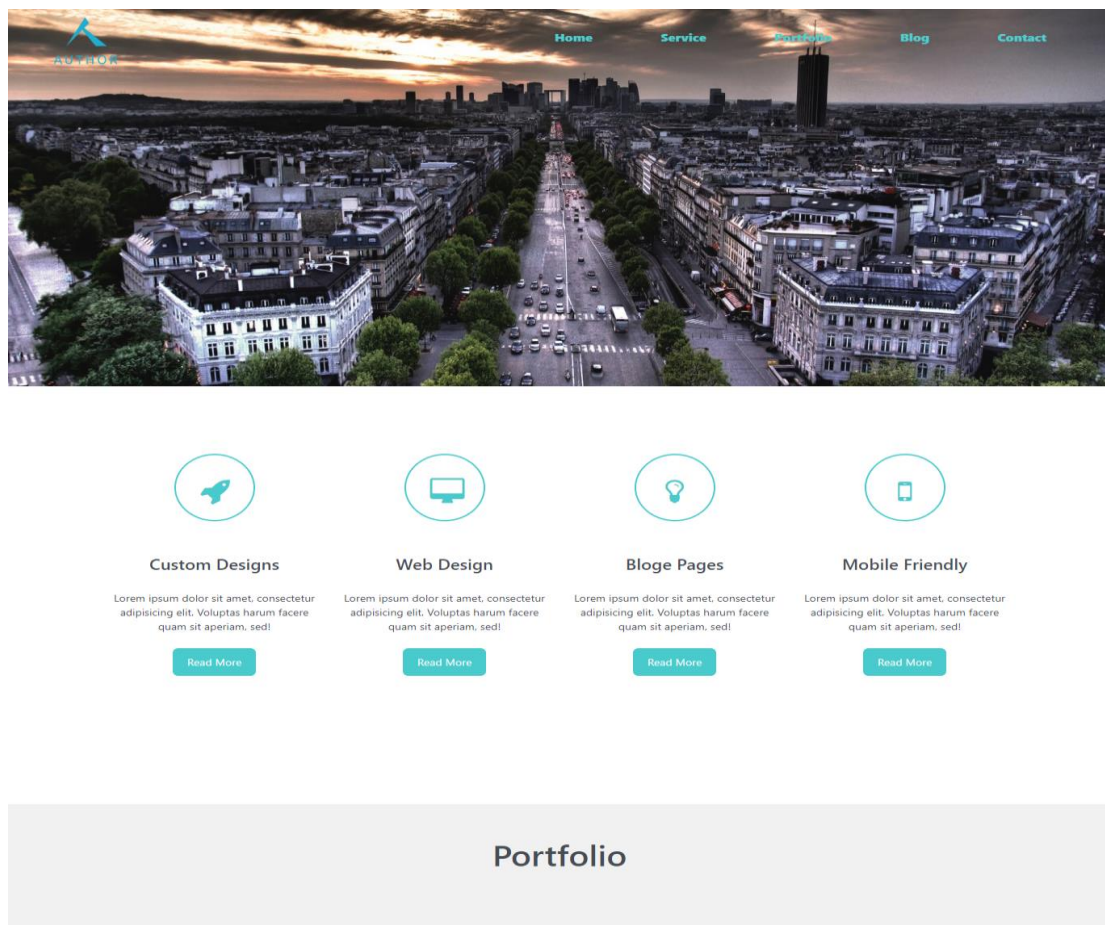


Figure 3.3.1: Front Page Responsive Web Design Using Bootstrap

## Features of Design Page

- All menu items and the search box.
- Menu for the easy navigation of all the sections.
- Search box for search any items or the news.
- Carousel for increasing the front end value.
- Section for latest news scroll box.
- Logo and others.
- Responsive for any device.




Figure 3.3.2: Responsive View of Web Page Design Using Bootstrap.

## Blog Site Using PHP

### Language Used

- HTML5 and CSS3 for making the structure or Front-End and colorized the site.
- Bootstrap for making responsive.
- JavaScript for make design more interactive.
- PHP for make website dynamic.

### Features of Home Page

- All menu items
- We can see all blog post headline
- Section for latest news scroll box.
- Logo and others.



Figure 3.3.3: Home Page of the Blog Site.

## Features of Add Post Page

- Add new blog.
- Add with its title, author and body.

**SimpleBlog.** Home Add Post

Hello! Welcome to

# Simple blog

Far far away, behind the word mountains, far from the countries Vokalia and Consonantia, there live the blind texts. Separated they live in Bookmarksgrove right at the coast of the Semantics, a large language ocean.

↓

### Add New Post

Title

Author

Image  
 No file chosen

Body

**SimpleBlog.**

Far far away, behind the word mountains, far from the countries Vokalia and Consonantia, there live the blind texts.

Twitter Facebook

#### latest News

 Even the all-powerful Pointing has no control about  
Oct. 16, 2019 Admin 10

 Even the all-powerful Pointing has no control about  
Oct. 16, 2019 Admin 10

#### Information

- > Home
- > About
- > Articles
- > Contact

#### Have a Questions?

203 Fake St. Mountain View, San Francisco, California, USA

+2 392 3929 210

info@yourdomain.com

All Right reserved © 2020 Naful

Figure 3.3.4: Add Post Page of the Blog Site.

## Features of View Post Page

- Can see any full blog from home page
- Delete post
- Can go to edit page for edit some part of the post



Figure 3.3.5: View Post Page of the Blog Site.

## Database for Blog Site

I am used xampp and php mysql as a database. Name of my database for this blog site is “simple\_blog” and table of the database is “post”.

Table 3.3.1: Database table for post

Name	Type	Null
id	int(11)	No
title	varchar(255)	No
body	text	No
author	varchar(255)	No
created_at	timestamp	No
data	blob	No

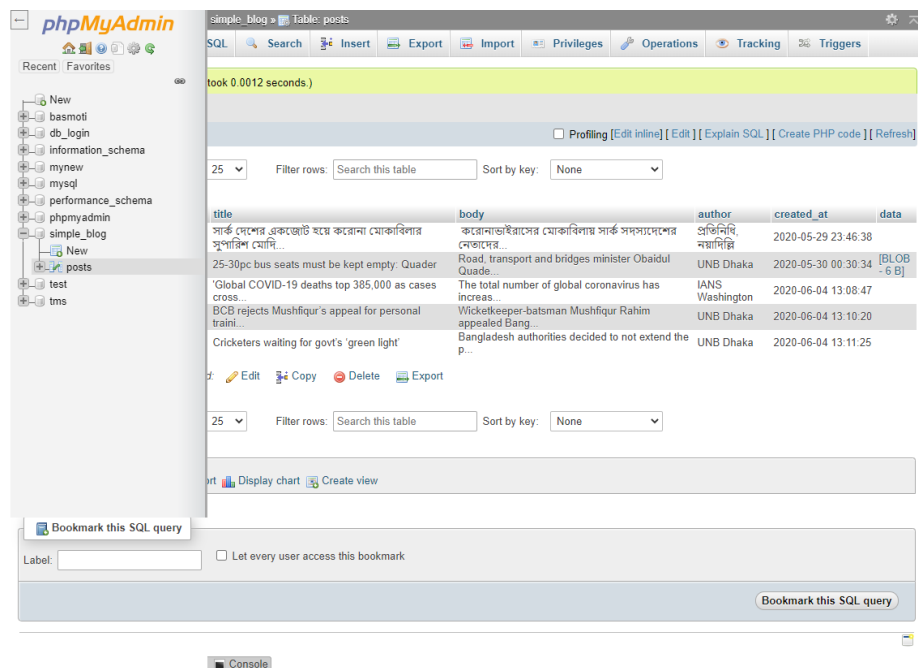


Figure 3.3.6: Database of the Blog Site.

## Authentication Web Site Using PHP-Object-oriented programming (OOP)

This is one my learning project for create any web site authentication process. This project help me to learn web site log-in, register and user authentication.

### Language Used

- HTML5 and CSS3 for making the structure or Front-End and colorized the site.
- Bootstrap for making responsive.
- JavaScript for make design more interactive.
- PHP with OOP concept.

### Features of User Login Page

- User can Login with his valid email, password.
- If user is new user can go to register page from this page.

```
1 <?php
2
3 include 'inc/header.php';
4 include 'lib/User.php';
5 Session::checkLogin();
6 ?>
7
8 <?php
9 $user = new User();
10 if(isset($_POST['login'])){
11     $userLogin = $user->userLogin($_POST);
12 }
13 ?>
14 <div class="container">
15 <div class="card">
16 <div class="card-header">
17 <div class="card-title">
18 <h2>User Login</h2>
19 </div>
20 </div>
21 <div class="card-body">
22 <div class="row">
23 <div class="col-md-6 offset-md-3">
24 <?php
25     if(isset($userLogin)){
26         echo $userLogin;
27     }
28 >
29 <form action="" method="POST">
30 <div class="form-group">
31 <label for="email">Email Address</label>
32 <input type="text" id="email" name="email" class="form-control">
33 </div>
34 <div class="form-group">
35 <label for="password">Password</label>
36 <input type="password" id="password" name="password" class="form-control">
37 </div>
38 <button type="submit" name="login" class="btn btn-success">Login</button>
39 </form>
40 </div>
41 </div>
42 </div>
43 </div>
44 </div>
45 <?php include 'inc/footer.php'; ?>
46
```

Figure 3.3.7: Source Code of the User Login Page.

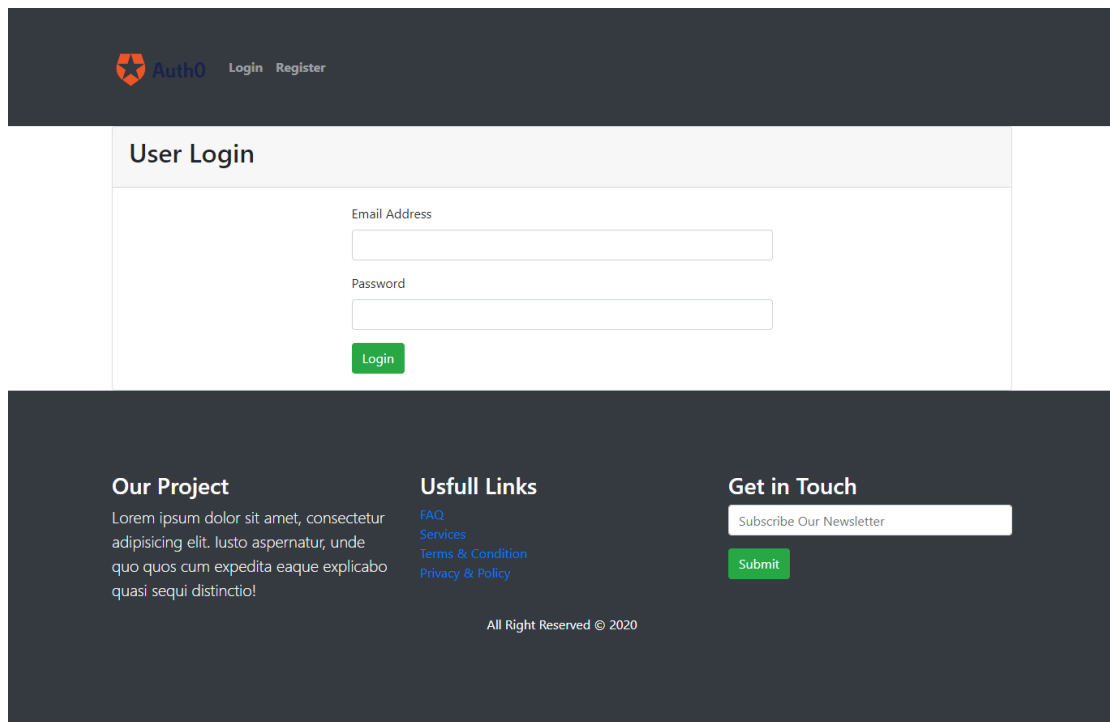


Figure 3.3.8: User Login Page.

### Features of User Register Page

- User can register himself with valid info.
- User cannot be register himself same info twice.

```

<?php
include 'inc/header.php';
include 'lib/User.php';
?>

<?php
$user = new User();
if(isset($_POST['register'])){
    $userReg = $user->userRegistration($_POST);
}
?>

<div class="container">
<div class="card">
<div class="card-header">
<div class="card-title">
<h2>User Register</h2>
</div>
</div>
</div>
<div class="card-body">
<div class="row">
<div class="col-md-6 offset-md-3">
<?php
if(isset($userReg)){
    echo $userReg;
}
?>
<form action="" method="POST">
<div class="form-group">
<label for="name">Name</label>
<input type="text" id="name" name="name" class="form-control">
</div>
<div class="form-group">
<label for="username">User Name</label>
<input type="text" id="username" name="username" class="form-control">
</div>
<div class="form-group">
<label for="email">Email Address</label>
<input type="text" id="email" name="email" class="form-control">
</div>
<div class="form-group">
<label for="password">Password</label>
<input type="password" id="password" name="password" class="form-control">
</div>
<button type="submit" name="register" class="btn btn-success">Submit</button>
</form>
</div>
</div>

```

Figure 3.3.9: Source Code of the User Register Page.



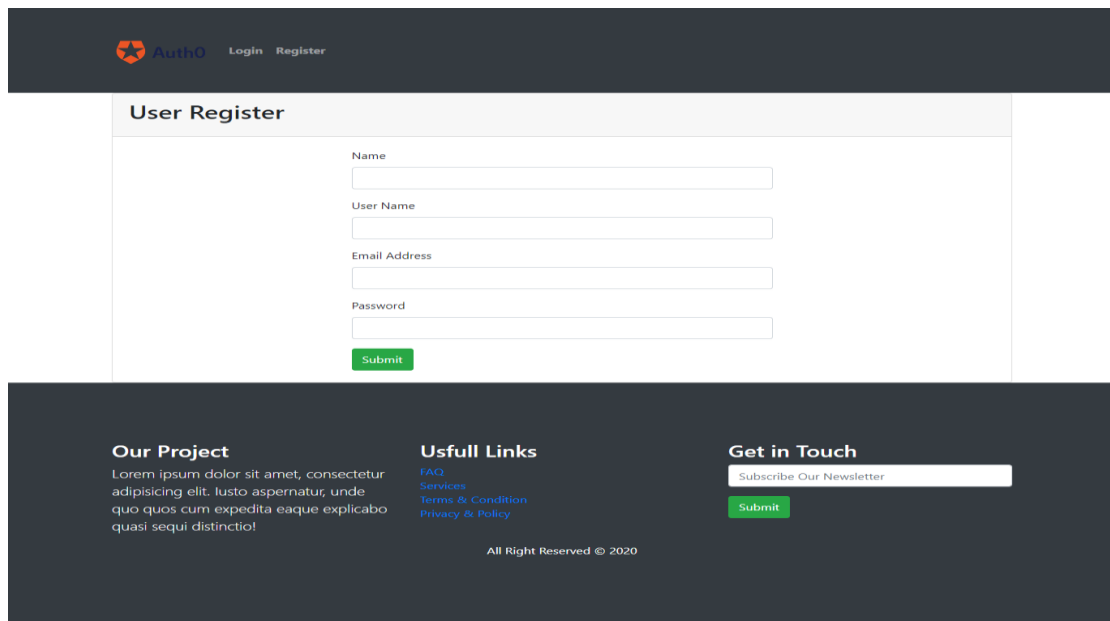


Figure 3.3.10: User Register Page.

### Features of User Authentication Home Page

- When user login with his valid info user move into home page.
- User can see her info using view button.

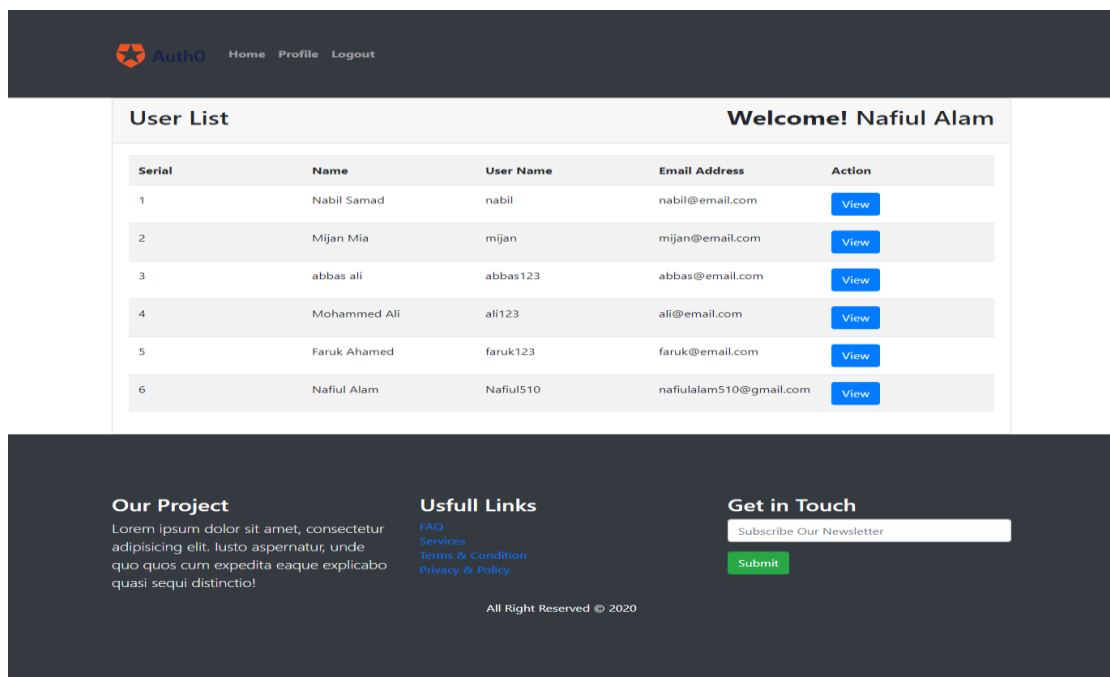


Figure 3.3.11: User Home Page.

## Features of User Profile Page

- User can see user information.
- User can update user basic information

```
<?php
include ('lib/User.php');
include ('inc/header.php');
Session::checkSession();
?>

<?php
if (isset($_GET['id'])) {
    $userid = (int)$_GET['id'];
}
$user = new User();

if ($_SERVER['REQUEST_METHOD'] == 'POST' && isset($_POST['update'])) {
    $updateuser = $user->updateUserData($userid, $_POST);
}
?>

<div class="container">|
  <div class="card">
    <div class="card-header">
      <div class="card-title">
        <h2>User Profile<span class="float-right"><a href="index.php" class="btn btn-primary">Back</a></span></h2>
      </div>
    </div>
    <div class="card-body">
      <div class="row">
        <div class="col-md-6 offset-md-3">
          <?php
            if (isset($updateuser)) {
                echo $updateuser;
            }
          ?>
          <?php
            $userdata = $user->getUserById($userid);
            if($userdata){
                <form action="" method="POST">
                  <div class="form-group">
                    <label for="name">Name</label>
                    <input type="text" id="name" name="name" class="form-control" value="<?php echo $userdata->name ;?>">
                  </div>
                  <div class="form-group">
                    <label for="username">User Name</label>
                    <input type="text" id="username" name="username" class="form-control" value="<?php echo $userdata->username ;?>">
                  </div>
                  <div class="form-group">
                    <label for="email">Email Address</label>
                    <input type="text" id="email" name="email" class="form-control" value="<?php echo $userdata->email ;?>">
                  </div>
                  <button type="submit" name="update" class="btn btn-success">Update</button>
                <?php } ?>
              </form>
            }
          ?>
        </div>
      </div>
    </div>
  </div>
</div>
<?php include 'inc/footer.php'; ?>
```

Figure 3.3.12: Source Code of the User Profile Page.

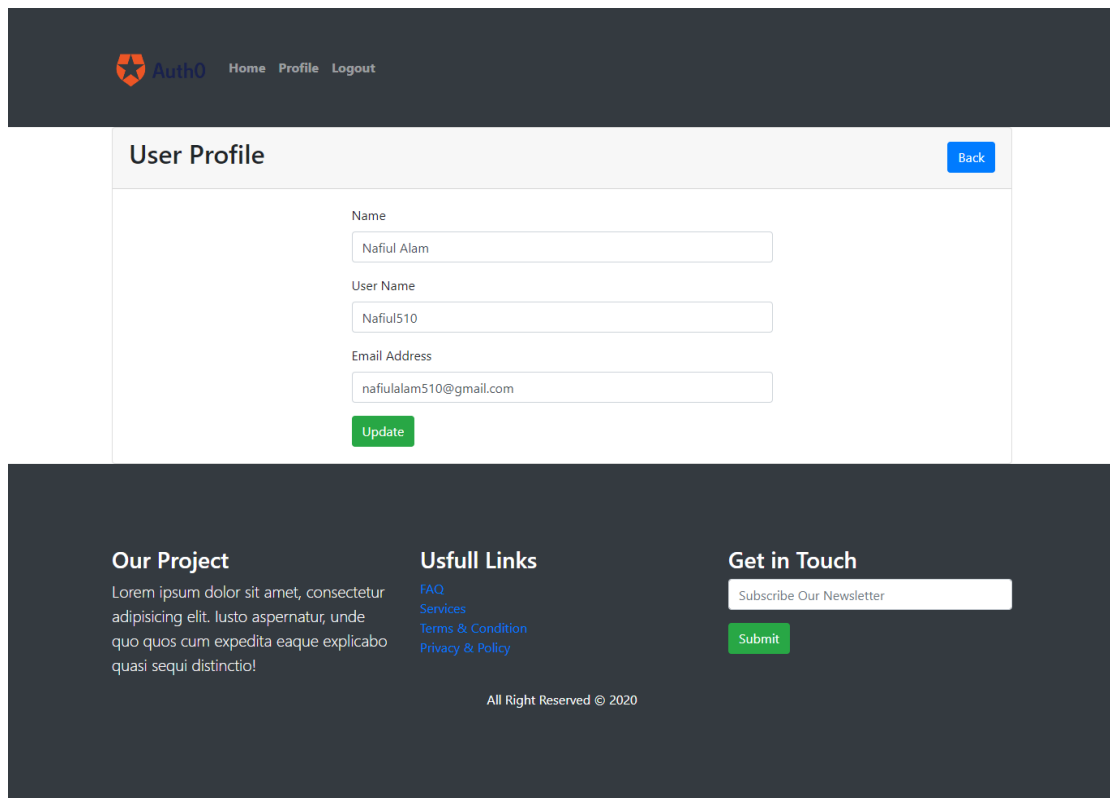


Figure 3.3.13: User Profile Page.

### Database for Authentication Web Site

I am used xampp and php mysql as a database. Name of my database for this blog site is “db\_login” and table of the database is “tbl\_user”.

Table 3.3.2: Database table for tbl\_user

Name	Type	Null
id	int(11)	no
name	varchar(100)	no
username	varchar(100)	no
email	varchar(100)	no
password	varchar(100)	no

Server: 127.0.0.1 » Database: db\_login » Table: tbl\_user

Browse Structure SQL Search Insert Export Import Privileges Operations Tracking Triggers

Table structure Relation view

#	Name	Type	Collation	Attributes	Null	Default	Comments	Extra	Action
<input type="checkbox"/>	1	id	int(11)		No	None		AUTO_INCREMENT	
<input type="checkbox"/>	2	name	varchar(100)	utf8mb4_general_ci	No	None			
<input type="checkbox"/>	3	username	varchar(100)	utf8mb4_general_ci	No	None			
<input type="checkbox"/>	4	email	varchar(100)	utf8mb4_general_ci	No	None			
<input type="checkbox"/>	5	password	varchar(100)	utf8mb4_general_ci	No	None			

Check all With selected:

1 column(s) after password

Indexes

Action	Keyname	Type	Unique	Packed	Column	Cardinality	Collation	Null	Comment
	PRIMARY	BTREE	Yes	No	id	6	A	No	

Create an index on 1 columns

Figure 3.3.14: Database of Authentication Web Site.

## Online Creative School Using PHP Laravel Framework

### Language Used

- HTML5 and CSS3 for making the structure or Front-End and colorized the site.
- Bootstrap for making responsive.
- JavaScript for make design more interactive.
- PHP Laravel framework for make website dynamic.
- Used MVC pattern for more security and run smoothly.

### Features of Home Page

- All menu items.
- Exam wise education related info.



Figure 3.3.15: Online Creative School Home page.

## Features of Exam Wise E-learning Pages

- Any student can learn his subject and exam wise.
- Any student can attend live online classes.
- Student can download his subject related lecture sheet.
- Student can participate his online subject wise model test.

Online Creative School believes in the power of online tools to enhance the knowledge levels of people. Thousands of students of Bangladesh search for online lessons and discussions that can help them to perform well in their studies. [Contact Us](#).

**About us**  
**Our Team**

All Rights Reserved ©Online Creative School 2020.

Figure 3.3.16: Subject Wise Chapter page.

1 Comment Sort by: Oldest

Add a comment...

**Sager**  
Like Reply 2y

Facebook Comments Plugin


Online Creative School believes in the power of online tools to enhance the knowledge levels of people. Thousands of students of Bangladesh search for online lessons and discussions that can help them to perform well in their studies. [Contact Us](#).

**About us**  
**Our Team**

All Rights Reserved ©Online Creative School 2020.

Figure 3.3.17: Subject Wise Chapter video class page.

Live Class About Us Login Register +88 01836976951



"বাংলাদেশের সবচেয়ে সমৃদ্ধ অনলাইন শিক্ষা প্ল্যাটফর্ম"  
"The Most Enriched Online Education Platform in Bangladesh"

HOME SSC HSC ADMISSION TEST UNIVERSITY COURSES CAREER DEVELOPMENT PPD

অধ্যায় ১ : ভৌত রাশি ও পরিমাপ	+
অধ্যায় ২ : ভৌত রাশি	+

**Test Time 09:56**

অরিয়াম শব্দের অর্থ কী? 55555

পাথর  
 তেল  
 সামুদ্রিক মাছ  
 প্রসাধনী

নিউক্লিয় বিক্রিয়ায় পদার্থ কীসে রূপান্তরিত হয়?

শক্তিতে  
 পানিতে  
 আয়নে  
 নতুন পদার্থে

আমাদের শক্তির যাবতীয় প্রয়োজন মেটাতে কোন শক্তির প্রয়োজন?

শব্দশক্তি  
 রাসায়নিক শক্তি  
 তাপশক্তি  
 মবায়নযোগ্য


অরিয়াম শব্দের অর্থ কী?

পাথর  
 তেল  
 সামুদ্রিক মাছ  
 প্রসাধনী

write a

a  
 b  
 c  
 d






**Finish Test**





Online Creative School believes in the power of online tools to enhance the knowledge levels of people. Thousands of students of Bangladesh search for online lessons and discussions that can help them to perform well in their studies. [Read More](#)

About us  
Our Team

FOLLOW US:

OUR PARTNER

CONTACT US

Address: Green Road, Framgate, Dhaka, Bangladesh  
Phone: (123) 456-789  
Email: Support@onlinecreativeschool.com

All Rights Reserved ©Online Creative School 2020.

Figure 3.3.18: Subject Wise Chapter Model Test page.

## Features of User Login & Register

### Login

- User can login into web site with valid info.
- If user forget his password then user can recover password with legal info.

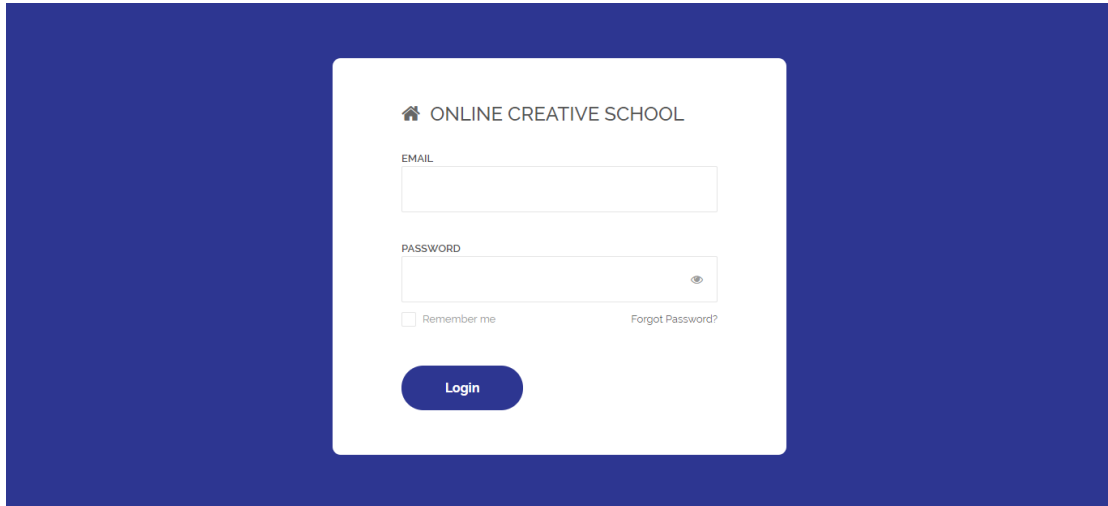


Figure 3.3.19: User Login.

### Register

- User can register himself as a student or teacher.



Figure 3.3.20: User Register.



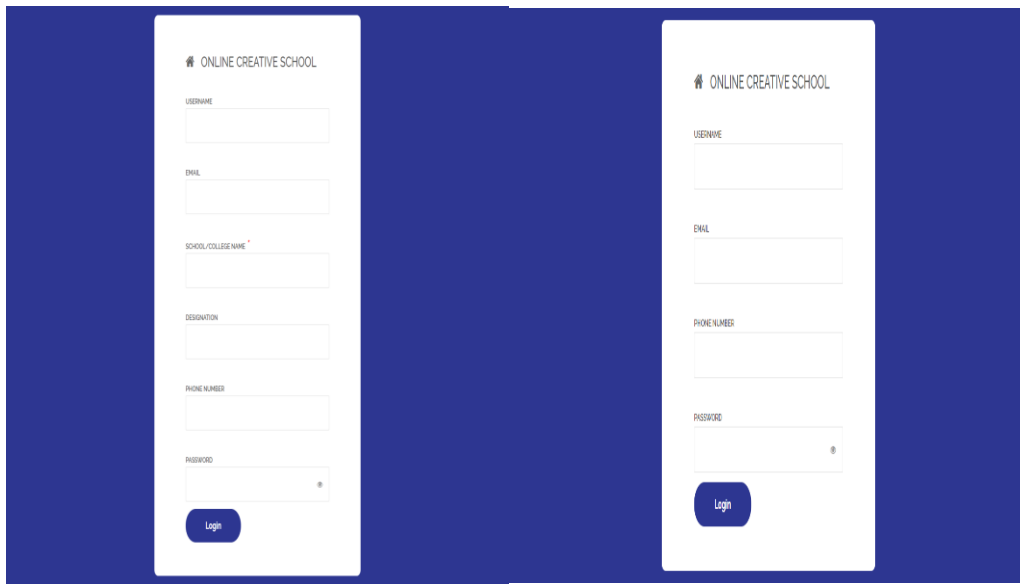


Figure 3.3.21: User Register as a Teacher & Student.

### Database for Online Creative School

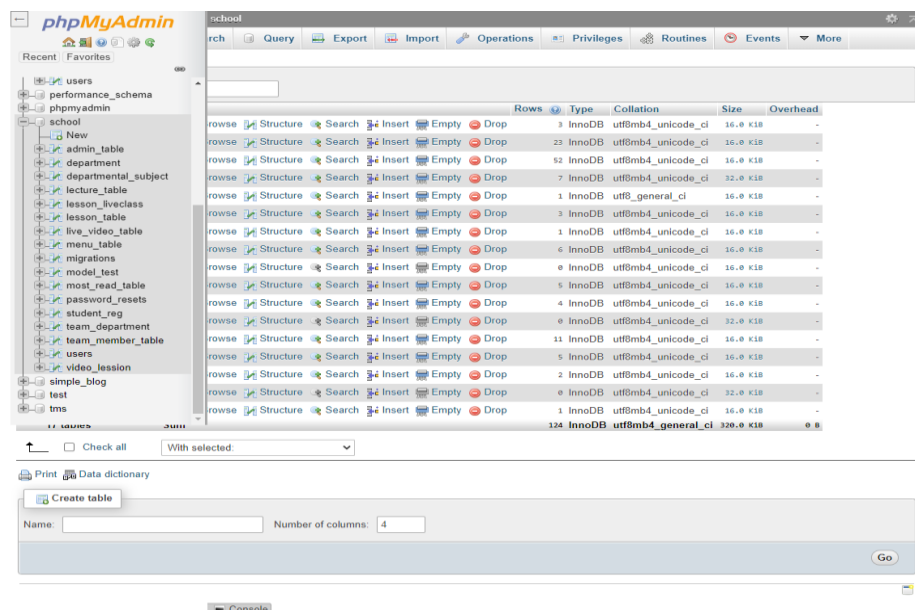


Figure 3.3.22: Database of the Online Creative School.

### 3.4 Challenges

Suffering multiple challenges or problems is common in the time of the finishing of a enormous project. I am also suffered too, however get over is different experience on behalf of us. When I am solving error and complete my projects has an extra part of happiness and fun. This may make us much more confident to my future career.

## **CHAPTER 4**

### **Competencies and Smart Plan**

#### **4.1 Competencies Earned**

During my Internship period I have worked with few projects. In that desired timeline I have done those work. Therefore I can say myself now sufficient advanced now to try and do any quite challenging and hard job in the web sector associated with Full Stack php development. Now I'm absolutely ready for the career and the dynamic challenging times. Also I've on the spot knowledge for developing unique Web Application with the newest form of technology.

Now I'm completely ready for get modern technologies within a brief period. Nowadays much more technologies comes every day and I'm completely prepared for receiving those technologies.

#### **4.2 Smart Plan**

Now I have a plane of my career for creating and improving with extraordinary web development. At this moment I planned about to decorate my future by the subsequent ways:

- Try to find new exciting career.
- Making new CV and portfolio discovering the superior job.
- Create profile on LinkedIn and GitHub also improving them with higher standard.
- Always adapt with new technology.

#### **4.3 Reflections**

- Collaborating with creative team and doing challenging work.
- Doing something extraordinary for our country.
- Adapt with more new technology.

## **CHAPTER 5**

### **Conclusion and Future career**

#### **5.1 Discussions and conclusion**

I adept numerous things in my internship period. The way to handle a project and manage the dateline was the foremost important thing. Lesson about many web application development can support me to seek out the higher career. Then performing together with a team expertise backing me to improving my future career.

#### **5.2 Scope for Further Career**

My internship and experience that I get will assist me to improve my step forward. But there are few limitations in my experience also I've to gain my knowledge more. Still my current experience can support myself sufficient to find the job. Now I'm finding the subsequent future career are often to my goal:

- Better experience in PHP Laravel will support me to get opportunity inventive jobs.
- At this time isn't such a lot PHP Laravel developers currently so that I could find an exceedingly occupation on any IT.
- Various experience about web application could be selecting me to the top IT Companies.

## APPENDIX

### Appendix A: Internship Reflections

I have determined for the internship to improving my future for take new challenges on the job market. We should enhance experience of hand handy project in real world for take advantage of the knowledge.

My internship shaped me prepare for journey to this challenge. At present I'm fully brace oneself for reasonably challenging and dynamic job. This knowledge support me to be assured for my career and I'll be always thankful to skill.jobs for such quite assistance on my future career.

### Appendix B: Company Detail

Skill. Jobs

website: <https://skill.jobs/>

Email: [contact@skill.jobs](mailto:contact@skill.jobs)

Phone: +880 2-9123628, 9123634;

Cell: +88 01713493159

Address: df tower (level-7A), house - 11, road - 14,  
Dhanmondi, Dhaka- 1209.

## REFERENCES

- [01] “Skill Jobs” Available-at: <https://skill.jobs/> [last-accessed: 05.05.2020 at 06:05pm]
- [02] “PHP” Available-at: <https://www.php.net/> [last-accessed: 03.11.2019 at 11.07am]
- [03]“wikipedia”availableat:[https://en.wikipedia.org/wiki/International\\_Journal\\_of\\_Information\\_Technology](https://en.wikipedia.org/wiki/International_Journal_of_Information_Technology) [Last accessed: 03.02.2020 7:41pm]
- [04] “Laravel” Available at: <https://laravel.com/> [last-accessed: 05.04.2020 at 06.07pm]
- [05] “w3techs” Available at:<https://w3techs.com/technologies/details/pl-php> [last accessed: 06.12.2019 at 10.20pm]
- [06] “Questionpro” Available-at: <https://www.questionpro.com/blog/a-swot-analysis-template-for-the-overwhelmed-marketer/> [Last-accessed: 01.03.2020 at 12.00am]
- [07] “Creately” Available-at:<https://creately.com/blog/diagrams/types-of-organizational-charts/> [Last-accessed: 20.04.2020 at 03.12pm]

# REAL-LIFE WEB APPLICATION DEVELOPMENT ON PHP WITH LARAVEL FRAMEWORK

## ORIGINALITY REPORT

15%

SIMILARITY INDEX

8%

INTERNET SOURCES

0%

PUBLICATIONS

10%

STUDENT PAPERS

## PRIMARY SOURCES

1	Submitted to Daffodil International University Student Paper	6%
2	kinsta.com Internet Source	3%
3	Submitted to Kingston University Student Paper	1%
4	Submitted to RMIT University Student Paper	1%
5	jobs68.com Internet Source	1%
6	ukdiss.com Internet Source	1%
7	dspace.daffodilvarsity.edu.bd:8080 Internet Source	1%
8	Submitted to Nottingham Trent University Student Paper	<1%
9	Submitted to ideamalta	