

Project Report

**INTERNSHIP AS “WEB APPLICATION AND
DEVELOPMENT” IN SKILL JOBS TRAINING
CENTER**

Submit by

Md. Mahmudur Rahman
ID: 172-15-9957
Department of CSE
Daffodil International University

Supervised By

MASUD RABBANI
Lecturer
Department of CSE
Daffodil International University

Co-Supervised By

MD. JUEAL MIA
Sr. Lecturer
Department of CSE
Daffodil International University



DAFFODIL INTERNATIONAL UNIVERSITY

DHAKA, BANGLADESH

OCTOBER 2020

APPROVAL

This Project/internship titled “WEB APPLICATION AND DEVELOPMENT” submitted by **Md.Mahmudur Rahman** ID No:**172-15-9957** to the Department of Computer Science and Engineering, Daffodil International University has been accepted as satisfactory for the partial fulfillment of the requirements for the degree of B.Sc. in Computer Science and Engineering and approved as to its style and contents. The presentation has been held on 8 October 2020.

BOARD OF EXAMINERS




Dr. Syed Akhter Hossain

Chairman

Professor and Head

Department of Computer Science and Engineering
Faculty of Science & Information Technology
Daffodil International University




Md. Zahid Hasan

Internal Examiner

Assistant Professor

Department of Computer Science and Engineering
Faculty of Science & Information Technology
Daffodil International University



Most. Hasna Hena

Internal Examiner

Assistant Professor

Department of Computer Science and Engineering
Faculty of Science & Information Technology
Daffodil International University



Dr. Mohammad Shorif Uddin

External Examiner

Professor

Department of Computer Science and Engineering
Jahangirnagar University

DECLARATION

I hereby declare that, this internship report has been done by **Md.Mahmudur Rahman**, ID: **172-15-9957** to the department of Computer Science and Engineering. I Catchup with somebody 4 months of industrial training program at Skill jobs and this report is written by me to when i completed my course in this company. Under the supervision of **Masud Rabbani**, Lecturer, **Department of CSE**, Daffodil International University.

I designed to submit to this final internship and i also collect data from daffodil library, skill jobs, internet, books, and web access provider-based organization.

Supervised by:




Masud Rabbani

Lecturer

Department of CSE

Daffodil International University

Co-Supervised by:




Md. Jueal Mia

Sr, Lecturer

Department of CSE

Daffodil International University

Submitted by:



Md. Mahmudur Rahman

ID: 172-15-9957

Department of CSE

Daffodil International University

ACKNOWLEDGEMENT

First of all I thanks to almighty Allah for makes me possible to complete the final year internship successfully.

I'm really thankful and wish to my Supervisor-Department of CSE Daffodil International University, Dhaka.To interest of our supervisor of “**Web Application & Development**” to bring out this internship. Training is the first step in the practical field from where one learns how to apply theory principles for this the practical purposes.To develop a successful website,one needs understanding and co-ordination from all those who are directly and indirectly involved in this.. We would like to thank all those who have supported us. A person can be successful only when the team and organization for which they are working have unlimited goal of his perseverance. We hereby, like to show our deep gratitude towards our instructor and project in charge all faculty helped us very much..

I would like to our gratitude to **Dr. Sayed Akhter Hossain, Professor and Head, Department of CSE** to finish our project and also thanks to our other faculty member of CSE department of Daffodil International University.

Finally, I must acknowledge with respect the constant support of my parents.

ABSTRACT

Web application and development is one of the great aspects of computer professional career now. There are many programming languages I used to develop a web-based application . I have joined **skill jobs training institute and technology** and there I also learned all kind of many things. Some of language is used only for frontend and background design.. Such as I used HTML3, HTML4, HTML5, CSS, Bootstrap Framework etc .We developed a web base application that is easy to access from anywhere of the world and it is very helpful for our every section in our life. I understand how to solve real life problems, how to handle client, group-wise work, etc. This internship report takes us details were web design application and development knowledge to gather during my whole internship time.

A LIST OF ARTICLES

CONTENTS	PAGE SERIAL
Approval	li
Declaration	lii
Acknowledgement	lv
Abstract	v
A List of Articles	vi-vii
List of Identity	viii
<u>SECTION</u>	
SECTION 1: INTRODUCTION	<u>10-11</u>
1.1 Introduce	10
1.2 Motivations	10
1.3 Internship Objectives	10
1.4 Introduce to the Company	11
1.5 Report Layout	11
SECTION 2: ORGANIZATION	<u>12-14</u>
2.1 About the Company	12
2.2 Product and Market Situation	12
2.3 Target Group	13
2.4 SWOT Analysis	14
2.5 Organizational Structure	14

SECTION 3: Tasks, Projects And Activities	<u>15-26</u>
3.1 Daily Task and Activities	15
3.2 Events and Activities	16
3.3 Project Task and Activities	16-26
3.4 Challenges	26
SECTION 4: Competencies and Smart Plan	<u>27</u>
4.1 Competencies Earned	27
4.2 Smart Plan	27
4.3 Reflections	27
SECTION 5: Conclusion and Future Career	<u>28</u>
5.1 Discussion and Conclusion	28
5.2 Chance for Future Career	28
REFERENCES	29
APPENDICES	22
Appendix A: Internship Reflection	30
Appendix B: Company Detail	30

LIST OF TABLE

TABLES	PAGE NO
Table 3.3.1: Database table	19
Table 3.3.2: Database table for user	25

LIST OF IDENTITY

<u>FIGURES</u>	<u>PAGE NO</u>
Figure 2.4.1: SWOT Analysis	13
Figure 2.5.1: Organizational structures of Skill.jobs	15
Figure 3.3.1: Front Page Responsive Web Design Using Bootstrap	16
Figure 3.3.2: View of Web Page Design Using Bootstrap.	17
Figure 3.3.3: Home Page of the Blog Site.	18
Figure 3.3.4: Add Post Page of the Blog Site.	19
Figure 3.3.5: Database of the Blog Site.	20
Figure 3.3.6: Source Code of the User Login Page.	21
Figure 3.3.7: User Login Page.	21
Figure 3.3.8: Source Code of the User Register Page.	22
Figure 3.3.9: User Register Page.	22
Figure 3.3.10: User Home Page.	23
Figure 3.3.11: User Profile Page	24
Figure 3.3.12: Source code of user Profile Page.	25
Figure 3.3.13: Database of Authentication web site	26

SECTION -1

INTRODUCTION

1.1 Introduction:

PHP started out as a small open source project that evolved as more and more people found out how useful it was. Rasmus Lerdorf unleashed the first version of PHP way back in 1994. In this series I will introduce you to PHP, a versatile programming language that powers more than half of the websites on the internet. I assume that already comfortable with HTML and CSS and perhaps wondering how to move on to creating dynamic websites.

I will be teaching all you need to know to get up and running with PHP web development. Starting with setting up local development environment on your computer, to understanding the nitty-gritty of PHP programming language and then putting it all together to build a project.

1.2 Motivation:

The main motive of web development is to develop a website. Most of the programming languages are used to develop a good website. Nowadays, PHP is an open-source technology that is mainly used for web development. The web development process includes web design, web content development, client-side, server-side scripting, network security configuration and many more. For every programmer curiosity and the urge of being good at something is always the motivation. If you know why you want to learn web development, go challenge yourself, that is motivation enough.

1.3 Objectives:

Today a website has become a crucial element for any business whether it is just starting up or has already earned a reputation in the market. Business websites help management in keeping a watch on potential clients, stay-in-touch with existing clients, and provide information about future plans. Though the website is created by web designer, the back-end responsibilities are handled by PHP developers. These developers write code for tracking number of visitors on website pages, update new contents, and manage the entire look and functionalities of the website. Interested in working as a PHP Developer for a leading software company and serve its clients by providing excellent software experience and technical support.

1.4 Introduce to the Company

Skill. Jobs is producing global standard and demand-based people using country's huge pool of resources as a skilled people so that we can be a sustainable country and be a proud country in the whole world.

We always believes that. Skill Jobs bring the good services and help to find the right candidates to shortest possible time and save money on recruitment.

1.5 Report Layout:

- **Chapter 1:** In chapter 1 I discuss about introduction, motivation, objectives and introduce about the company.
- **Chapter 2:** In chapter 2 I've discuss about my company skill jobs, product and market situation, target group, SWOT analysis & organizational structure .
- **Chapter 3:** In chapter 3 I discuss all daily task and activities, events and activities and challenges.
- **Chapter 4:** In chapter 4 I discuss about the earning of competencies earned, smart plans and reflections of the company.
- **Chapter 5:** In chapter 5 I discuss about the discussion and conclusion, scope for the future carrier and references.

SECTION-2

ORGANIZATION

2.1 About the Company:

Skill Jobs is producing global standard and demand-based people using country's huge pool of resources as a skilled people so that we can be a sustainable country and be a proud country in the whole world. Skill Jobs always believes in accommodating new technologies and ideas for improving the job seeking experiences of the job seekers and enabling the employers with the latest recruitment solutions. Skill Jobs is also committed to bring the latest services to the employers and help them to find the right candidates within the shortest possible time and save money on recruitment.

2.2 Product and Market Situation:

2.2.1 Products & Services:

- Real life advanced digital marketing with freelancing.
- Graphics design and freelancing.
- Practical accounts and finance by industry expert.
- Big data analysis with python.
- Python for data science and machine learning.
- Real life web application development on python with Django.
- Statistical Package For Social Science (SPSS).
- Software testing with using selenium and python.
- Mobile Application Development.

2.2.2 Market Situation:

In today's competitive world, marketing is crucial for every business. Websites and Digital marketing ensure steady presence in the online world and opens doors to global consumers for any business. People are becoming more and more tech savvy and gadget freaks. The thirst of accessing information online is increasing the number of internet users everyday.

With the Digital movement across the globe, India's economy is also thriving. This happened to be more, by collating the previous efforts with the Make in Bangladesh and Digital Bangladesh initiatives, due to which IT and software industries started flourishing. This created immense scope not only for the web developing companies in Bangladesh but also brought revolution in the digital marketing services in India. With more and more small and medium businesses increasingly looking for online solutions for marketing, the scope of website development industry in India is completely unstoppable and looks to bloom in future as well...

2.3 Target Group:

Talking about the audience range for a web development, content writing, app development, UI/UX design, and digital marketing is pretty wide. Everyone is looking for digital services be it a small business owner or a well-established business, people are even looking forward to using digital services on a personal level. Therefore, distinguishing targeted audience from the huge population can be a bit tricky. It is better to improve the reach of the website offering these services in order to attract the attention of potential clients.

2.4 SWOT Analysis:



Figure 2.4.1: SWOT

Strengths:

- Reputation in marketplace Best ICT training in the city.
- Expertise at partner level in HRM consultancy
- Helped Thousands of People With their Careers.
- Best applications services.

Weakness:

- Shortage of consultants at operating level rather than partner level.
- Unable to deal with multidisciplinary assignments because of size or lack of ability.
- Critical situation handling.

Opportunities:

- Opportunities from emerging technologies and new service.
- Well established position with a well-defined market
- Identified market for consultancy in areas other than HRM.

Threat:

- Large consultancies operating at a minor level.
- Other small consultancies looking to invade the marketplace
- Uncertain economic environment.

2.5 Organizational Structure:

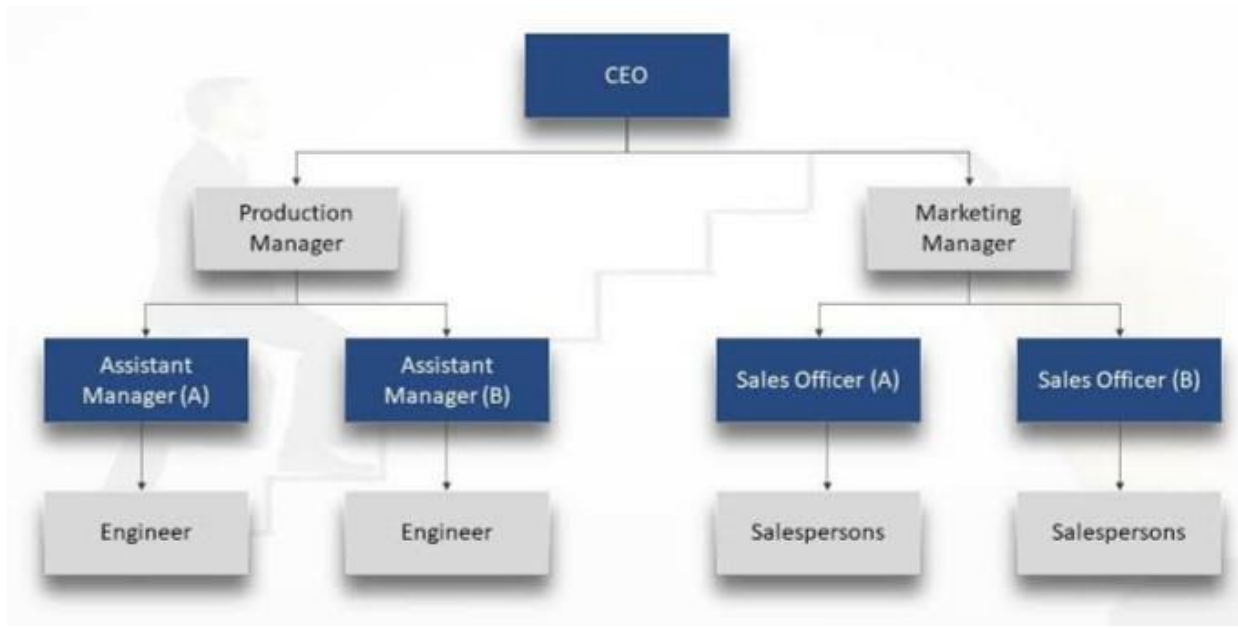


Figure 2.5.1: Structures of Skill.jobs

SECTION- 3

TASK, PROJECT S AND ACTIVITIES

3.1. Task and Activities:

- Basic web site starting with design by HTML5, CSS3, JS and Bootstrap 4.
- After passing one week I create a web layout using my basic knowledge.
- Tracing the error for the designs and fixing them.
- When complete web layout design then starting with basic php.
- One month later I created a basic blog site using only php.
- Make a site using object oriented php & also handled Database using MySQLi.

3.2 Events and Activities:

As mentioned above, events are actions or occurrences that happen in the system you are programming — the system produces (or "fires") a signal of some kind when an event occurs, and provides a mechanism by which an action can be automatically taken (that is, some code running) when the event occurs. For example, in an airport, when the runway is clear for take off, a signal is communicated to the pilot. As a result, the plane can safely takeoff. Find your first client from within the group (preferably someone you don't know well), prepare for your interview, conduct the interview (and take photo?), before creating your Bio page (HTML or Word). Good way to get to know each other and find out different levels of skill in both design and technical areas.

3.3: Project Task and Activities:

Nowadays, no matter what type of chances are you will need a website in order to promote your product or your service. And being able to provide a great user experience can greatly determine.

Responsive Web Design Using Bootstrap

Languages Used:

1. Some basic level of HTML5, CSS3, Bootstrap, JavaScript, for understanding the structural way of website
2. PHP is a server-side programming language,
3. Frameworks make it easier to build and work with programming language.

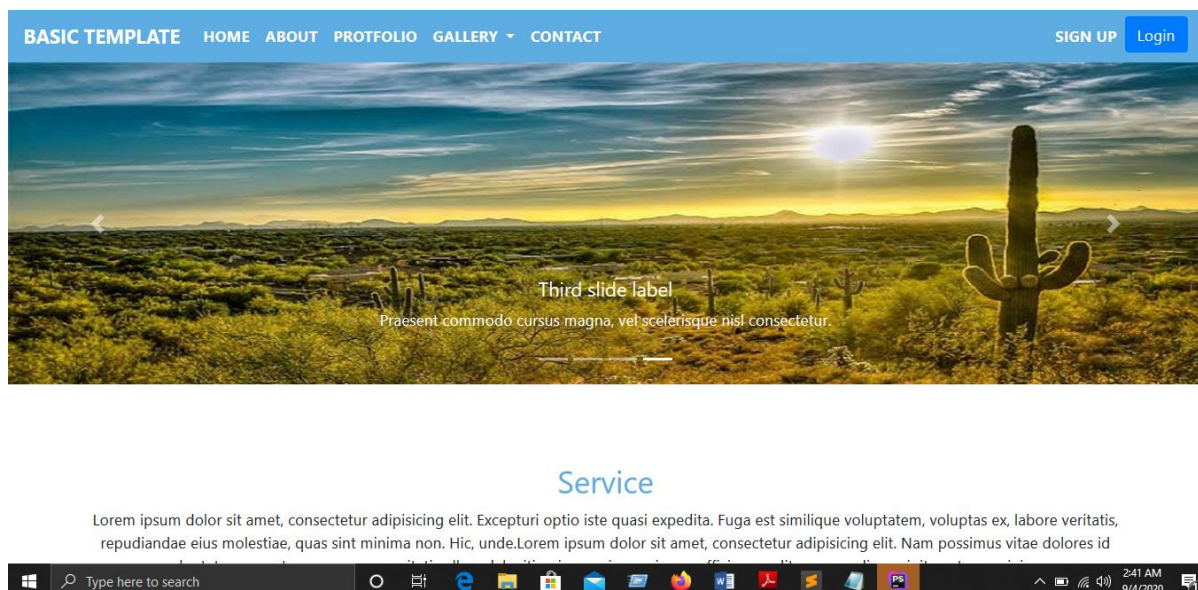


Figure 3.3.1: First Page Responsive Web Design Using Bootstrap.

Design Page :

1. All items of the menu and search box.
2. Pre-formatted web page layouts.
3. Used logo and others things.
5. Easy navigation menu for the sections.



Figure 3.3.2: View Of Web Page Design Using Bootstrap.

Blog Site Using PHP

Language Used:

1. Bootstrap for making responsive.
2. JavaScript for make design more interactive.
3. HTML5 and CSS3 make the structure colorful the site.

Features of Home Page

- All menu items.
- Item section for latest news and scroll box.
- Used logo and many of others things .



Figure 3.3.3: Home Page of the Blog Site.

Features of Add Post Page

- Add with its title, author and body.
- Add new blog.



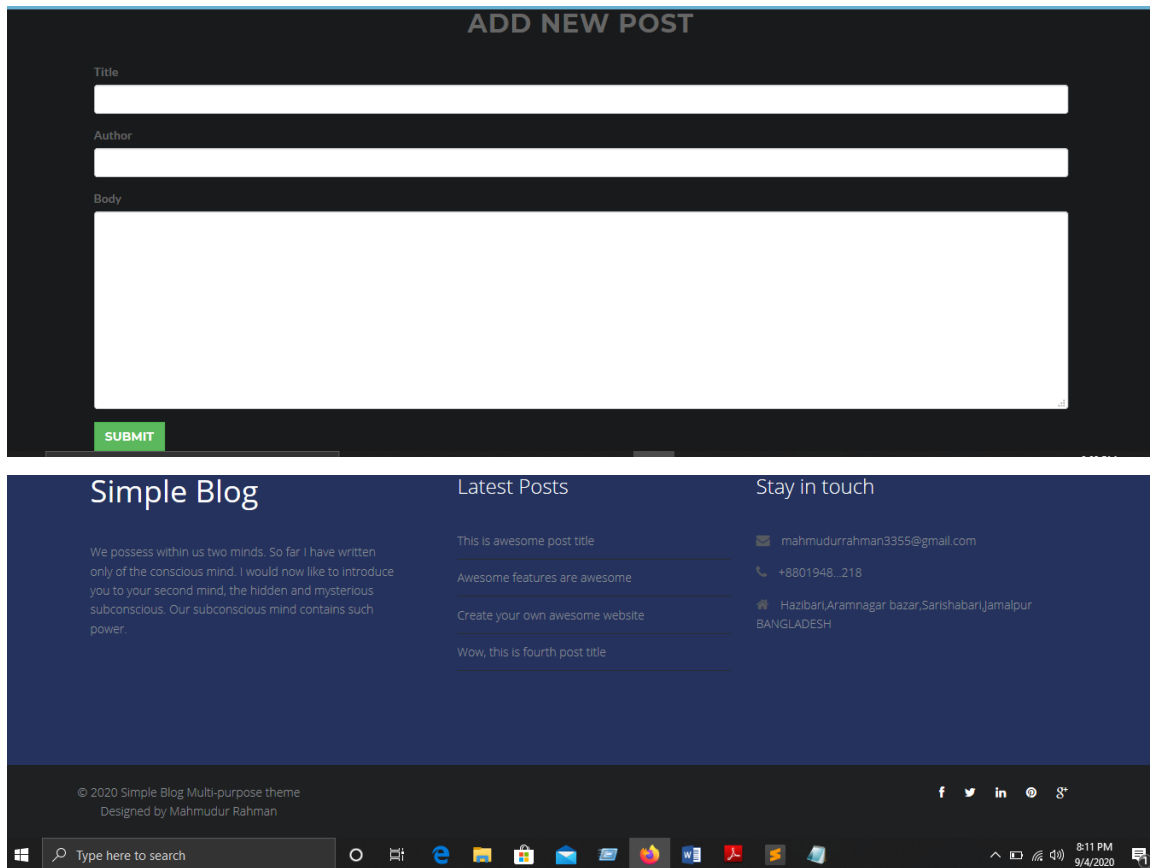


Figure 3.3.4: Add Post Page of the Blog Site.

Database for Blog Site

Using MySQL for entered all the data and news for the news portal. It will use an open source relational database system for this news portal.in below fig 3.3.5 shows the MySQL using database system.

Table 3.3.1: Database table;

Name	Type	Null
id	Int (11)	no
title	varchar(255)	no
body	text	no
author	Varchar (255)	no
Created_at	Timestamp	no
data	blob	no

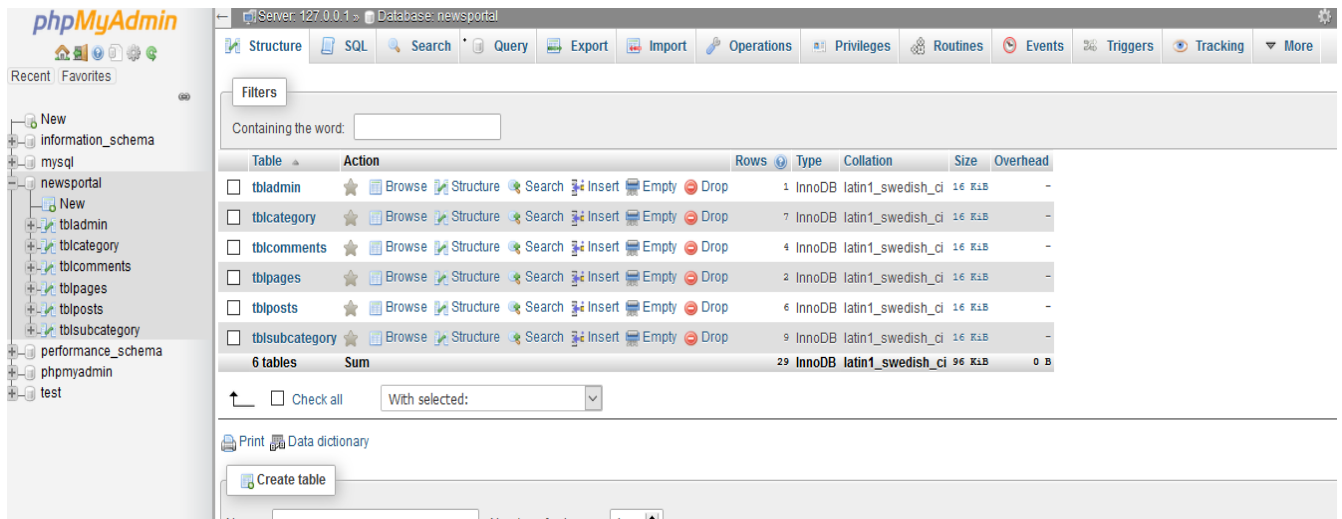


Figure 3.3.5: Database of the Blog Site.

Web Site Using PHP-Object-oriented programming (OOP)

Language Used:

1. PHP with OOP concept.
2. Bootstrap for design website fastest and easiest.
3. JavaScript for interactive features.
4. HTML5 language for making the structure of the site.
5. CSS3 for refining or colored the structure of the site.

Feature of user login page:

1. If user is new user can go to register page from this page.
2. User can Login with his valid email, password

```
1 <?php include 'inc/header.php'; ?>|
2 <div class="container">
3     <div class="row">
4         <div class="col-lg-8 offset-lg-2">
5             <div class="card">
6                 <div class="card-header">
7                     <h3 class="card-title">User Login</h3>
8                 </div>
9                 <div class="card-body">
10                    <form action="" method="POST">
11                        <div class="form-group">
12                            <label>User Name or Email</label>
13                            <input type="text" class="form-control" name="username">
14                        </div>
15                        <div class="form-group">
16                            <label>Password</label>
17                            <input type="password" class="form-control" name="password">
18                        </div>
19                        <input type="submit" name="login" class="btn btn-success" value="
20                            Login">
21                    </form>
22                </div>
23            </div>
24        </div>
25    </div>
26 <?php include 'inc/footer.php'; ?>
```

Figure 3.3.6: Source Code of the User Login Page.

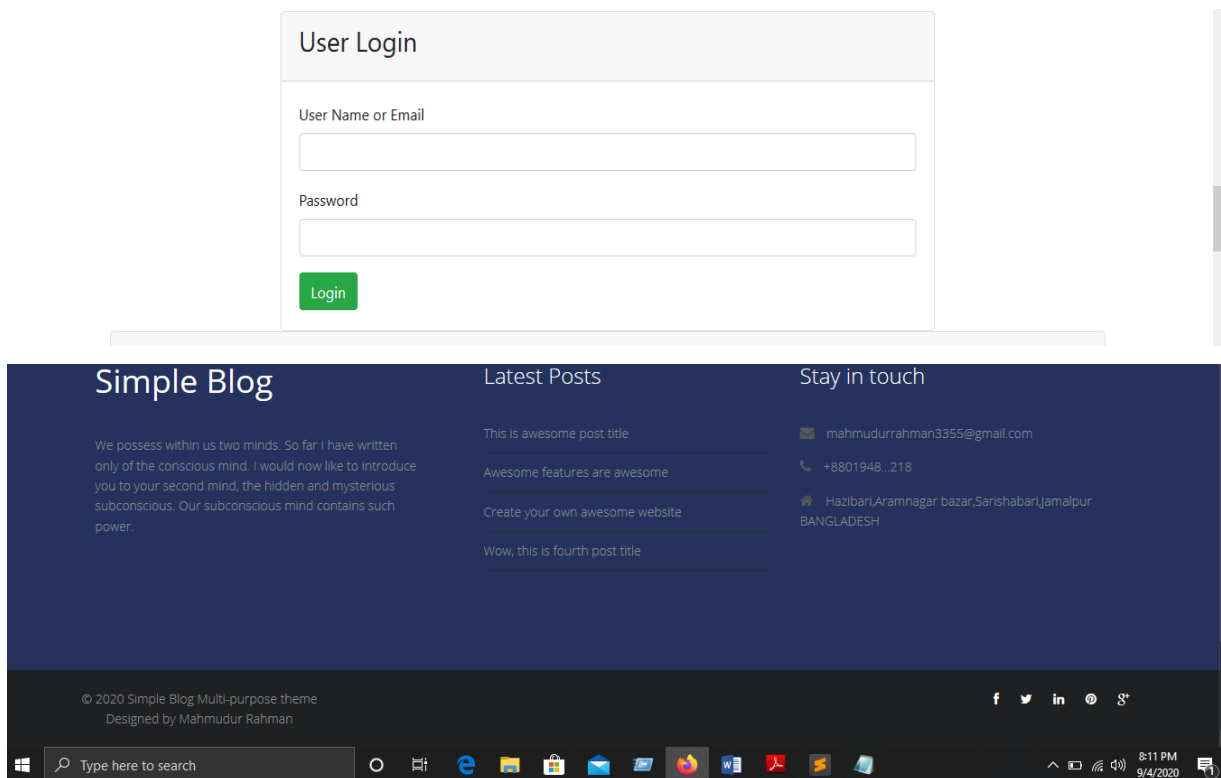


Figure 3.3.7: User Login Page.

Features of User Register Page:

- User cannot be register himself same info twice.
- User can register himself with valid info.

```
1 <?php
2 include 'inc/header.php';
3 include 'lib/user.php';
4 >
5 <?php
6 $user = new User();
7 if ($_SERVER['REQUEST_METHOD'] == 'POST' && isset($_POST['register'])) {
8     $userReg = $user->userRegistration($_POST);
9 }
10 >
11 <div class="container">
12 <div class="row">
13 <div class="col-lg-8 offset-lg-2">
14 <div class="card">
15 <div class="card-header">
16 <h3 class="card-title">User Registration</h3>
17 </div>
18 <div class="card-body">
19 <?php
20 if (isset($userReg)) {
21     echo $userReg;
22 }
23 >
24 <form action="" method="POST">
25 <div class="form-group">
26 <label>Name</label>
27 <input type="text" class="form-control" name="name">
28 </div>
29 <div class="form-group">
30 <label>User Name</label>
31 <input type="text" class="form-control" name="username">
32 </div>
33 <div class="form-group">
34 <label>Email Address</label>
35 <input type="email" class="form-control" name="email">
36 </div>
37 <div class="form-group">
38 <label>Password</label>
39 <input type="password" class="form-control" name="password">
40 </div>
41 <input type="submit" name="register" class="btn btn-success" value="Submit">
42 </form>
43 </div>
44 </div>
45 </div>
46 </div>
47 </div>
48 <?php include 'inc/footer.php'; >
```

Figure 3.3.8: Source Code of the User Register Page.

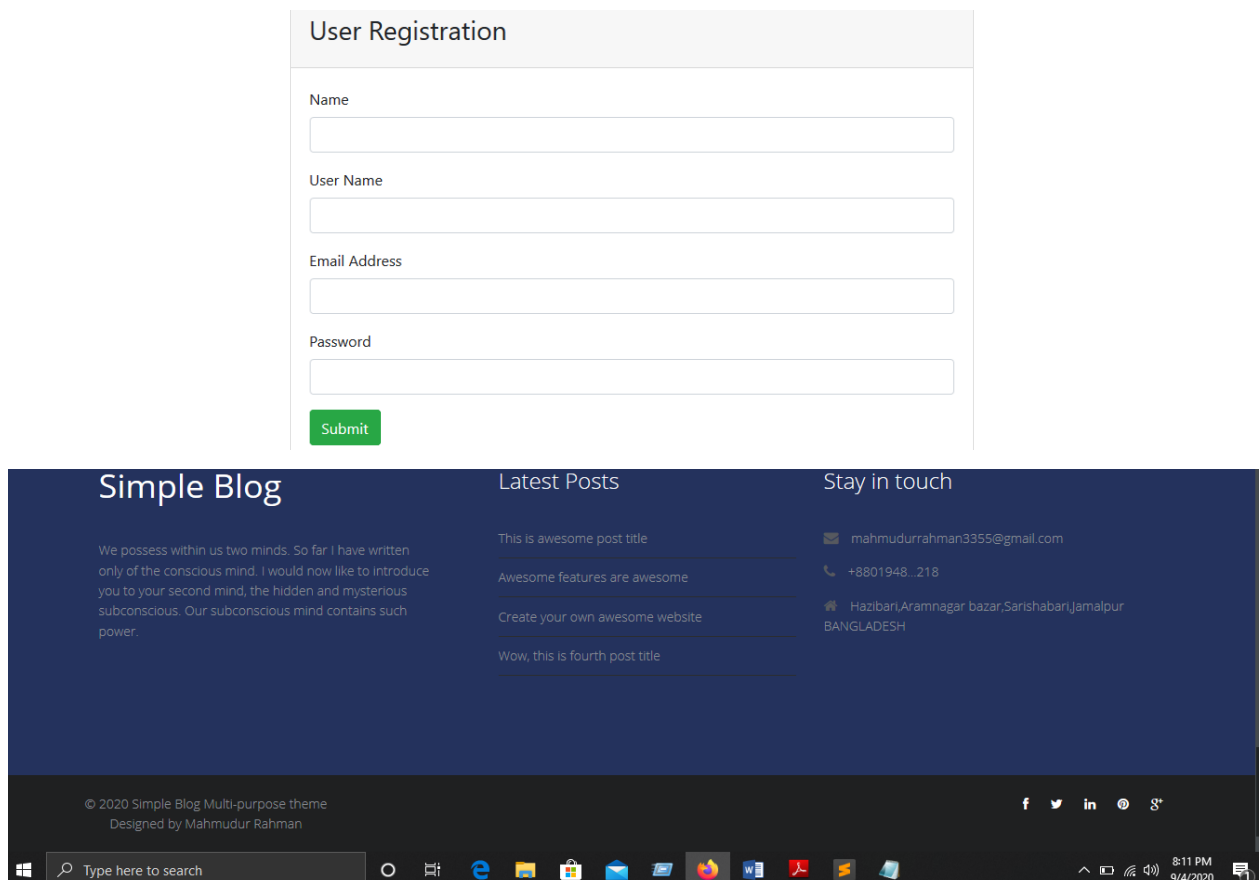


Figure 3.3.9: User Register Page.

Features of User Home Page:

- User can see her info using view button.
- When user login with his valid info user move into home page.

User List				
Serial	Name	User Name	Email Address	Action
01	Abir	Abir Ahmed	abir@gmail.com	View
01	Abir	Abir Ahmed	abir@gmail.com	View
01	Abir	Abir Ahmed	abir@gmail.com	View
01	Abir	Abir Ahmed	abir@gmail.com	View

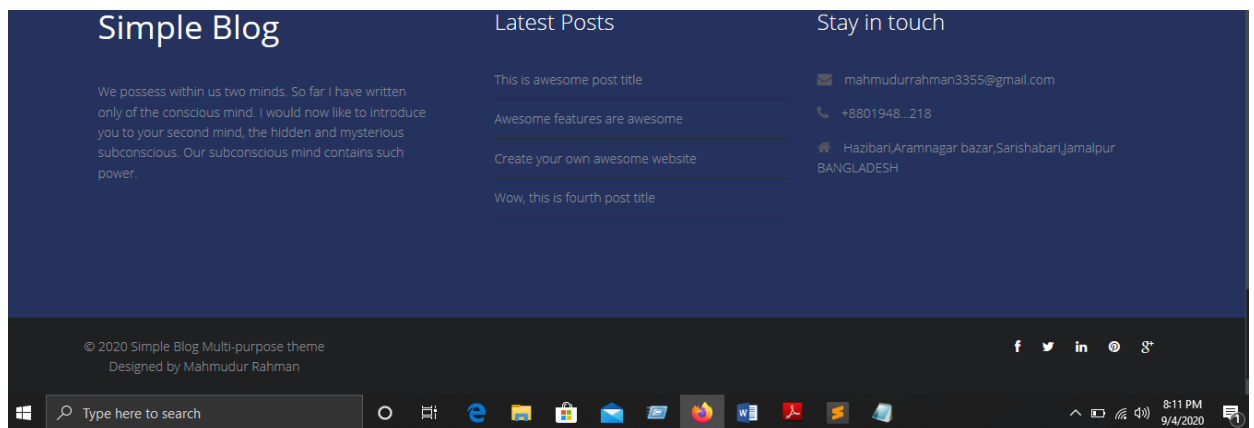


Figure 3.3.10: User Home Page.

Features of User Profile Page:

- User can update user basic information.
- User can see user information.

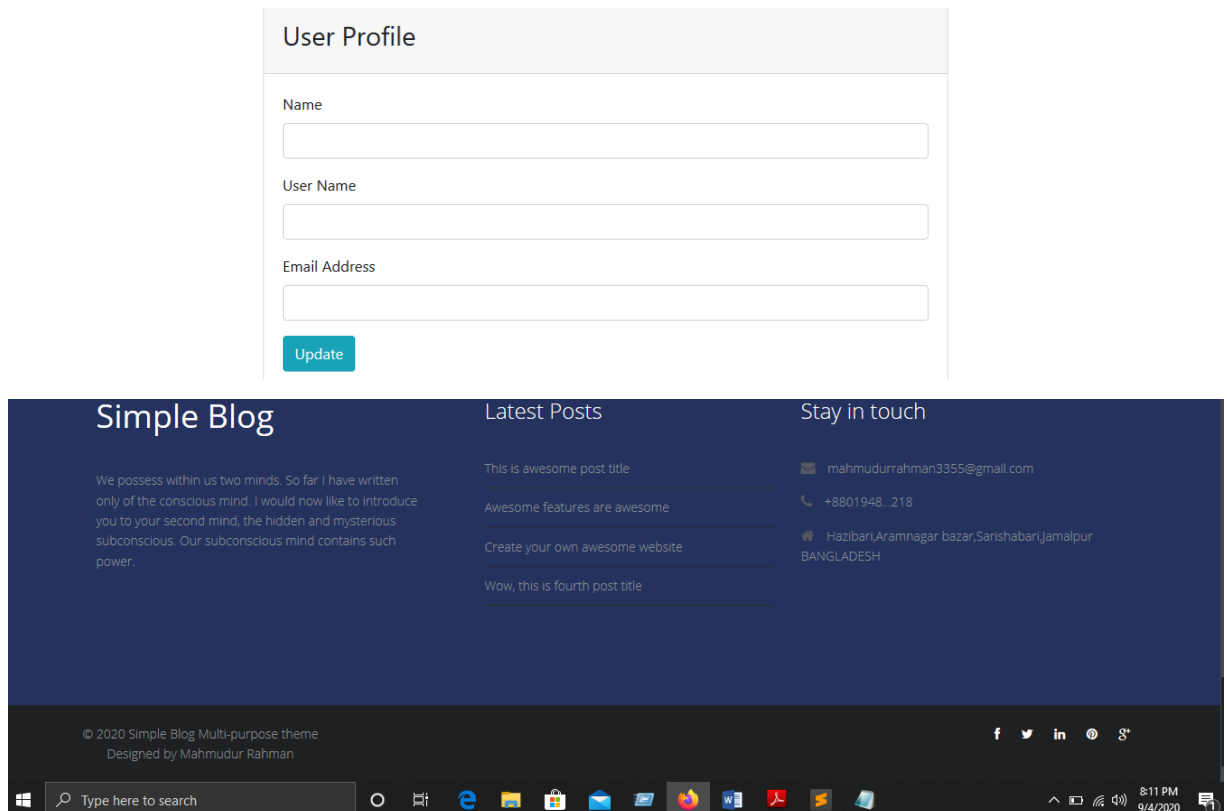


Figure 3.3.11: User Profile Page

```

<?php
include ('lib/User.php');
include ('inc/header.php');
Session::checkSession();
?>

<?php
if (isset($_GET['id'])) {
    $userid = (int)$_GET['id'];
}
$user = new User();

if ($_SERVER['REQUEST_METHOD'] == 'POST' && isset($_POST['update'])) {
    $updateuser = $user->updateUserData($userid, $_POST);
}
?>

<div class="container">
    <div class="card">
        <div class="card-header">
            <div class="card-title">
                <h2>User Profile<span class="float-right"><a href="index.php" class="btn btn-primary">Back</a></span></h2>
            </div>
        </div>
        <div class="card-body">
            <div class="row">
                <div class="col-md-6 offset-md-3">
                    <?php
                    <?php
                    if (isset($updateuser)) {
                        echo $updateuser;
                    }
                    ?>
                    <?php
                    $userdata = $user->getUserById($userid);
                    if($userdata){
                    ?>

```

```

1 <?php include 'inc/header.php'; ?>
2
3 <div class="container">
4 <div class="row">
5 <div class="col-lg-8 offset-lg-2">
6 <div class="card">
7 <div class="card-header">
8 <h3 class="card-title">User Profile</h3>
9 </div>
10 <div class="card-body">
11 <form action="" method="POST">
12 <div class="form-group">
13 <label>Name</label>
14 <input type="text" class="form-control" value="Mizan">
15 </div>
16 <div class="form-group">
17 <label>User Name</label>
18 <input type="text" class="form-control" value="Mizanur Rahman">
19 </div>
20 <div class="form-group">
21 <label>Email Address</label>
22 <input type="email" class="form-control" value="m@gmail.com">
23 </div>
24 <input type="submit" name="update" class="btn btn-info" value="Update">
25 </form>
26 </div>
27 </div>
28 </div>
29 </div>
30 </div>
31
32

```

Figure 3.3.12: Source Code of the User Profile Page.

Database for Web Site:

The XAMMP (Windows, Apache, MySQL, FileZilla, Mercury, and Tomcat) is an easy installation app that local host running and to build and run PHP scripts.

Table 3.3.2: Database table for user:

name	type	null
id	Int(11)	No
username	Varchar(55)	No
email	Varchar (255)	No
password	Varchar(44)	No
data	blob	No

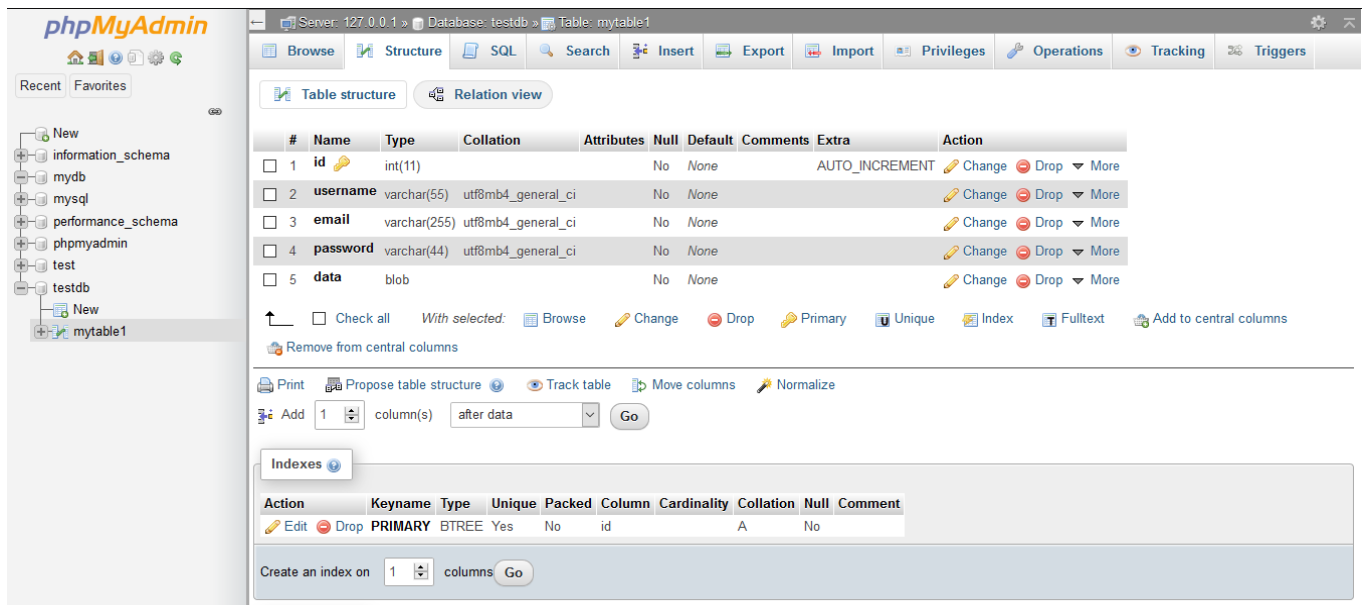


Figure 3.3.13: Database of Authentication Web Site.

3.4 Challenges

Web design and development is not an elementary task because it appears with a lot of challenges and works. A developer has to face different kind of challenges and difficulties of a huge project. But a developer finds out the idea to clarify that problem with a suitable output because he considers it as his duty. Finding an error and error solving the projects has another fun and contentment, it may make one more courageous to holding another task and ready to the next target.

SECTION-4

COMPETENCIES AND SMART PLAN

4.1 Competency Earned:

Nowadays on-line established event like a sport. Therefore, so as to attain higher accomplishment you have got to accumulate competencies with religion and jam-packed with confidence. If somebody provides a web-site style and development however that is not responsive enough that indicates they need no competencies during this part. I actually have struggled with many projects right along my internship and I have done those jobs within an appropriate timeline. Therefore, I might say that I am empowering to do any kinds of job in the ICT sector which is related to web development and web-based application. I actually have additionally learned management system, self-control, monetary control, controlling administration. To build up my carrier I am altogether ready for taking challenges and hard work because we know strong work is key to any successful history.

4.2 Smart Plan:

For making a web site I always follow such a smart plan. First, we have to choose a smart outlook and background of the website. The outlook depends on what kind of people are the users at this site and what they will be do, how about their tests and what they exactly want. So, I have to learn about HTML5 code for working with new challenge.

Carefully learn about CSS, CSS3, and PHP, MySQL and JavaScript and start to code. After starting the code divided the design into different segments and completes its part by part. It is better if use bootstrap and for more responsive.

When our basic design will be ready then we start to make the website dynamic using PHP and MySQL. Then start to check website in different devices like mobile, tab, desktop etc. and take necessary steps for more unique and responsive.

Then finally we can release our project.

4.3 Reflections:

My aim is to be an excellent full stack developer and I am working with it sincerely. For reaching my aim my responsibility to make a splendid desire of my carrier, to make a impression of my work. If I want to be a successful freelancer I must have my own portfolio which is reflection of my works. It helps to show my merit and creativity in front of my client. I have to create something outstanding for my country. For faster with work I must learn more technology. As a new generation I should open an initiative for making the new opportunities. To create and develop something for my nation.

SECTION-5

CONCLUSION AND FUTURE CARRIER

5.1 Discussion and Conclusion:

I have learned many experience and so many things from my intern on Web application and Development. During internship I learned how to make a project and manage the timeline. I gain knowledge form different website application technology that may help me to search out the good carrier. I still cannot complete laravel framework yet properly but I will learn it soon. Ultimately, I can say this internship motivate me; encourage me a lot that is really useful for my carrier. I have got to learn and opportunities to implement and it helped me to increase my working experience in software-based company. For this present situation in our digital industry web development profession demand is growing up. My company gives me such a good scope to learn and discover my potentials. I am very grateful to them.

5.2 Chance for Future Carrier:

Internship knowledge will help me to improve my future carrier. Still I have few limitation on my skill knowledge so I have to learn many things. But whatever I learned and achieved that can help me enough to get the best carrier of the country. To find a good job in a good company is really a hard challenge, but a successful internship wants this can help to find a best carrier and lots of opportunities. To become a successful web developer my target can be:

- To be a well Full stack developer.
- To obtain a good knowledge on JS can make me to work with modern jobs.
- If I would learn JS well then, I could get in best perform on IT Company.
- Different knowledges about web technology can made me leading IT Company.
- To be a successful project manager.

Besides web application knowledge I have others language to get me the best carrier.

REFERENCES:

1. Internship objectives idea;
“<https://projects.sjfc.edu/comm269/learning-objective>”
2. Motivation;
“<https://www.learnacademy.org/blog/my-motivations-for-entering-a-web-development-bootcamp/>”
3. Market and product situation;
“<https://www.marketing-schools.org/types-of-marketing/web-marketing.html>”
4. SWOT analysis;
“<https://www.javatpoint.com/swot-analysis-of-a-website>”
5. Web application,
“<https://www.budibase.com/blog/web-application-development/>”
6. Online shopping analysis,
“<https://www.phptpoint.com/projects/online-shopping/>”
7. Online shopping management,
“<https://www.slideshare.net/sathishsak/online-shopping-management-system>”
8. HTML, CSS, BOOTSTRAP, Java script;
“<https://www.w3schools.com/bootstrap4/>”
9. PHP;
” <https://www.w3schools.com/php/DEFAULT.asp>”
10. Wikipedia;
”<https://www.w3schools.com/php/DEFAULT.asp>”

APPENDIX

Appendix A: Internship Reflection:

In the term of final defense three options are available Thesis, project and internship. I choose internship because I thought it will give me a perfect idea about the job market and our current style of work.

I started my internship journey and it a great turning point for me. I like Skill jobs because of their market value and well reputation. They give interesting services in a better way. As a skill jobs intern my wish is to make a portfolio which will bring for me my success. It gives me extra opportunity to enhance my future profession.

Web based portfolio is best for every online portal or company for finding a best job. I think this portfolio will be my representor in the professional field in order to understand my skill in web design and development. I learned there PHP and MySQL very potentially then I started to create website as my own idea. Finally, I create an online news portal which is shown on report. I believe that I got chances, I learned and I implement. This internship made me confident to working any software-based company. I feel honor to work with all my teammates and learn from them a lot of activities.

Appendix B: Company Detail:

Skill jobs founder name is MD.Sabur Khan, CEO of Daffodil group. Skill job is renewed place for web services such as website design and development. They are not only open a wide door for job seekers but also, they give an opportunity to student for learning. Skill jobs provide many other services like software development, graphic design, android application development, web design and development, digital marketing and many more excellent services.

They introduced themselves as an expert, that who gain a lot of good response from their clients. They started their company for help those people who is find out all IT facilities and IT connected Software Company. The company has different division to give full support all time for every solution and work until then the customers are satisfied.

Head Office

Skill Jobs

Tower (Level-7), House, DF, 11 Rd No 14,
Dhaka 1209

Phone: +88 02 9138234-5

Fax: +88 02 9102417

Email: info@daffodil.com.bd

Website: <https://skill.jobs/>

INTERNSHIP AS "WEB APPLICATION AND DEVELOPMENT" IN SKILL JOBS TRAINING CENTER

ORIGINALITY REPORT

29%	27%	0%	16%
SIMILARITY INDEX	INTERNET SOURCES	PUBLICATIONS	STUDENT PAPERS

PRIMARY SOURCES

1	Submitted to Daffodil International University Student Paper	10%
2	www.finline.in Internet Source	4%
3	devscreencast.com Internet Source	2%
4	developer.mozilla.org Internet Source	2%
5	dspace.daffodilvarsity.edu.bd:8080 Internet Source	2%
6	en.wikiversity.org Internet Source	1%
7	www.authorstream.com Internet Source	1%

Exclude quotes Off

Exclude matches Off

Exclude bibliography Off

