

WEB APPLICATION DEVELOPMENT USING PHP WITH WORDPRESS

AT CMT INTERNATIONAL LTD.

SUBMITTED BY

MD. RAFIQUUL ISLAM

ID: 152-15-6239

This Report Presented in Partial Fulfillment of the Requirements for the Degree
of Bachelor of Science in Computer Science and Engineering.

Supervised By

Ahmed Al Marouf

Sr. Lecturer

Department of CSE

Daffodil International University

Co-Supervised By

Shah Md. Tanvir Siddiquee

Assistant Professor

Department of CSE

Daffodil International University



DAFFODIL INTERNATIONAL UNIVERSITY

DHAKA, BANGLADESH

03 June, 2021

APPROVAL

This Project/internship titled “**WEB APPLICATION DEVELOPMENT USING PHP WITH WORDPRESS**”, submitted by **Md. Rafiqul Islam**, ID No: **152-15-6239** to the Department of Computer Science and Engineering, Daffodil International University has been accepted as satisfactory for the partial fulfillment of the requirements for the degree of B.Sc. in Computer Science and Engineering and approved as to its style and contents. The presentation has been held on **03-07-2021**.

BOARD OF EXAMINERS



Chairman

Dr. Touhid Bhuiyan
Professor and Head

Department of Computer Science and Engineering
Faculty of Science & Information Technology
Daffodil International University.



Internal Examiner

Nazmun Nessa Moon
Assistant Professor

Department of Computer Science and Engineering
Faculty of Science & Information Technology
Daffodil International University.



Internal Examiner

Aniruddha Rakshit
Senior Lecturer

Department of Computer Science and Engineering
Faculty of Science & Information Technology
Daffodil International University.



External Examiner

Dr. Mohammad Shorif Uddin
Professor

Department of Computer Science and Engineering
Jahangirnagar University.

DECLARATION

I hereby declare that is internship report is prepared by me, **Md. Rafiqul Islam**, ID No: **152- 15-6239** to the department of Computer Science and Engineering, Daffodil International University, under the supervision of **Ahmed Al Marouf Sr. Lecturer, Department of CSE**, and Daffodil International University (DIU).

I also declare that neither this internship report nor any part of this internship report has been submitted elsewhere for award of any Degree or Diploma.

Supervised by:



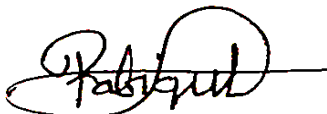
Ahmed Al Marouf
Sr. Lecturer
Department of CSE
Daffodil International University

Co-Supervised by:



Shah Md. Tanvir Siddiquee
Assistant Professor
Department of CSE
Daffodil International University

Submitted by:



Md. Rafiqul Islam
ID: 152-15-6239
Department of CSE
Daffodil International University

ACKNOWLEDGEMENT

Very first I express our heartiest thanks plus gratefulness to Almighty for his specific blessing to allow me to makes possible in order to complete this internship successfully.

To produce a record and deal with the practical world is usually not so simple work if not really get support simply by others. Consequently, I actually feel grateful in order to and wish our profound indebtedness in order to **Ahmed Al Marouf**, Sr. Lecturer, Department associated with CSE, Daffodil International University, Dhaka. Strong Knowledge and enthusiastic interest of the supervisor in the particular field of internet application development making use of php with WP system impacted myself to undertake this Internship. He guided myself to finish this task successfully. He or she is limitless patience, scholarly guidance, continual encouragement, continuous and energetic supervision, constructive criticism, useful advice, reading numerous inferior draft and correcting them in all stage have made it possible to accomplish this internship.

I would really like to express the heartiest gratitude to **Dr . Touhid Bhuiyan**, Professor and Head of typically the Department of CSE, for his type help to conclusion my internship also to other faculty fellow member and the employees of CSE section of Daffodil International University (DIU).

We actually would like to note the gratitude for all your programmer's in addition to employees of That Division, "Cmt International Ltd" for helping me and offering me pleasurable functioning experience and assisting me prepare this specific report.

I would certainly like to give thanks to my entire coaching course mate in Daffodil International College, who else required part within this discussion while performing the course job.

Last but not least but greatly express my greatest gratitude to our mother and father for adore and support, passion and inspiration.

ABSTRACT

The primary purpose of this internship is to develop web application development using PHP with WordPress system. There are currently several programming languages used in today's world to develop a web-based software or software. Several of them are only used for the front-end and back-end design of the software. For example, HTML5, CSS3, and Bootstrap Framework are currently available in a variety of other programming languages that are used to develop dynamic functions of software or applications. For example - PHP, OOP, PHP, JavaScript, JQuery, Ajax etc. Nowadays there are also a few frameworks that are widely used. Frameworks are basically structured programming using concept plugins, addons and models. WordPress will also be called CMS. If we create a web-based e-commerce software that can access it from anywhere in the world is really effective for us. This is why I choose the subject of my speech "**web software development using PHP with WordPress in Cmt International Ltd**". Working in "**Cmt International Ltd**" Adding huge activity to my upcoming career was another important factor in solving real life problems. All the details of web description software development go into this statement along with the e-commerce knowledge and experience we have gathered during this internship.

TABLE OF CONTENTS

CONTENTS	PAGE
Approval	ii
Declaration	iii
Acknowledgement	iv
Abstract	v
List of Tables	vi-vii
List of Figures	viii
CHAPTER	
CHAPTER ONE INTRODUCTION	1-2
1.1 Introduction	1
1.2 Motivation	1
1.3 Internship Objectives	1-2
1.4 Introduction to the Company	2
1.5 Report Layout	2
CHAPTER TWO ORGANIZATION	3-5
2.1 Introduction	3
2.2 Product and Market Situation	3-4
2.3 Target Group & Audience	4
2.4 Mission and Vision	4-5
2.5 Principles	5
2.6 Organizational Structure	5
CHAPTER THREE TASKS, PROJECTS & ACTIVITIES	6-23
3.1 Daily Task & Activities	6
3.2 Events & Activities	6
3.3 Install Visual Studio Code	6-8
3.4 Install WAMP Server	8-12
3.5 Install WordPress Project in online using FTP	13-17
3,7 Fully E-Commerce Business Website	18-21
3.8 Financial services corporate homepage	22
3.9 Marketing agency website homepage	23
3.10 Sinixo IT Website	23

CHAPTER FOUR COMPETENCIES & SMART PLAN	24-25
4.1 Competencies Earned	24
4.2 Smart Plan	24-25
4.3 Reflections	25
4.3.1 Problems and Solutions	25
CHAPTER FIVE CONCLUSION AND FUTURE CAREER	26-27
5.1 Discussion and Conclusion	24
5.2 Scope for further career	24
5.3 Challenges	25
REFERENCES	27
APPENDICES	28-28
Appendix A: Internship Reflection	28
Appendix B: Company Details	28-29

LIST OF FIGURES	PAGE NO
Figure: 3.3.1 Visual studio code	7
Figure: 3.3.2 Visual studio code with Extension install	7
Figure: 3.3.3 Visual studio code with project folder with code demo	8
Figure:3.4.1: Downloaded Wamp server.	8
Figure: 3.4.2 Wamp server downloaded	9
Figure: 3.4.3 Wamp setup wizard	9
Figure: 3.4.7 Wamp install completed	9-11
Figure: 3.4.8 Windows security alert	12
Figure: 3.4.9 Wamp server running	12
Figure: 3.5.1 WordPress main project file	12
Figure: 3.5.2 cPanel MySQL database	12
Figure: 3.5.3 Create new database	12
Figure: 3.5.4 Create new user	12
Figure: 3.5.5 Add user to a database	13
Figure: 3.5.6 WordPress installing home page	14
Figure: 3.5.9 Import website main information	16
Figure: 3.5.10 Admin and login	17
Figure: 3.7.1 E-Commerce website home	18
Figure: 3.7.2 Product Page	18
Figure: 3.7.3 Add To Cart sidebar	19
Figure: 3.7.4 Shopping Cart page	19
Figure: 3.7.5 Billing and Checkout page	20
Figure: 3.7.6 Thank you and Order details page	20
Figure: 3.7.7 Client control panel	21
Figure: 3.7.8 Admin Control panel	21
Figure: 3.8 Financial services corporate homepage	22
Figure: 3.9 Marketing agency website homepage	23
Figure: 3.10 Sinixo IT website	23
Figure: 3.11.1 Forex Training agency home page	24
Figure: 3.11.2 Forex Training agency Admission page	24
Figure: 3.11.3 Forex Training agency Registration page	25
Figure: 3.11.4 Forex Training agency about page	25

CHAPTER 1

Introduction

1.1 Introduction

People are going to depend on online day by day and they want easy way to order products online. So, For the public demand we keep This in mind and we design and developed e-Commerce website on WordPress and WooCommerce. Anyone can easily use this, it's secure and welled designed based on user's experience. So, this internship helps me to learn lot's of new skills and help me to grow my future as a Web designer and developer.

1.2 Motivation

I discovered out that “CMT INTERNATIONAL LTD” possesses an exceptional reputation regarding customer satisfaction plus services. It is usually well-known and another of the well-known Software Development businesses in Bangladesh. I actually know the mix of my educational performance and professional experience from “CMT INTERNATIONAL LTD” can make me a resource to the company. As a result, I decided in order to do an internship in this business.

I hope to handle several new challenges which will give me a steep studying from “CMT INTERNATIONAL LTD”. I think this internship will certainly give me the particular ideal possibility to lengthen my profession. When I am fresher, I was adding to the “CMT INTERNATIONAL LTD” will be a workflow and find out because much as We can. “CMT INTERNATIONAL LTD” internship encounter will provide me personally an idea regarding my future existence and will also be a main step for the future education plus in my occupation.

1.3 Internship Objectives

- To Gain practical knowledge about computer Programming.
- To Gain practical knowledge about HTML5, CSS3, JavaScript, JQuery, Ajax, PHP
- (OOP PHP), MySQL, WordPress, WooCommerce etc.
- Mastering technical skills.
- Gaining essential background knowledge.
- Perfecting interpersonal skills.
- Communicates well with people.
- Shows enthusiasm and energy.
- Works well with others.
- Improve communication skills.
- Improve administrative skills.

- Improve analytical and research skills.
- Knowledge of key professionals.
- Understanding of professional ethics, values and beliefs.
- Knowledge of professional association's activities.
- Knowledge of professional journals and newsletters.

1.4 Introduction to the Company

“CMT INTERNATIONAL LTD” is really a software, website advancement, and hosting offering company. This organization tries to offer imaginative and distinctive solutions to customers to improve their company performance and crack the technical obstacles for his or her business improvement. They customize options that make the client's company run smoother, quicker with better protection and efficiency.

1.5 Report Layout

In the chapter One I explain Internship Introduction, Motivation, Internship Objectives, and Introduction to the Company.

In the chapter Two I explain the Organization Introduction, product and Market Situation, Target Group, Mission and Vision, Principles, Organizational Structure.

In the chapter Three I explain my Daily Task and Activities, Events and Activities.

In the chapter Four I explain Problem and Solution, Install Visual Studio Code, Install Wamp server, install composer, Install WordPress project, theme structure, Full automated E-commerce company website, corporate and business website.

In the chapter Five I have described Discussion and Conclusion, Challenges, Scope for Further Career of the intern, Internship reflection, and Company details.

CHAPTER 2

Organization

2.1 Introduction

“CMT INTERNATIONAL LTD” is working practically and physically. The team with highly skilled on development and even for service serving clients with best effort. “CMT INTERNATIONAL LTD” started in February 2018 officially but started its journey from 2019 to redefine sales and marketing with Artificial Intelligence. Guided by the combined encounters of the team, “CMT INTERNATIONAL LTD” has grown into the leader in the particular industry. “CMT GLOBAL LTD” team associated with serial entrepreneurs are usually passionate about democratizing the strength of synthetic intelligence for the particular mass market.

“CMT INTERNATIONAL LTD” objective is to raise outbound sales plus marketing. By using artificial intelligence in order to the sales procedure. “CMT INTERNATIONAL LTD” helps faster profits growth with much less human labor. In order to accomplish this technology performs three challenging tasks. First, this reduces the price tag on promoting by accurately forecasting the fit in between buyers and retailers. Second, it gathers proprietary data that will makes predictions much better for each and every customer. Lastly, “CMT INTERNATIONAL LTD” provide predictive qualified prospects as a service to almost any kind of promotion, such since CRMs. These functions make “CMT GLOBAL LTD” the best way in order to use predictive analytics to drastically enhance sales and marketing and advertising results.

2.2 Product and Market Situation

“CMT INTERNATIONAL LTD” has experienced and efficient professionals who are absolutely ready to design and implement the best solution for the client that will not only attract new customers but also guarantee the retention of most loyal, existing customers. The company is determined with the projects which are always being delivered on time and within the set budget while maintaining the optimum quality. The company believes in Long Term Partnerships and it is always ready to take the extra step to make sure their clients are happy with the company, and with the company’s hard work. The future is in the trip of combined efforts, who knows it may flourish as partnership grows.

Services

- Mobile Application Development
- Web Application Development

- Software Development Outsourcing
- Content Development
- Software Testing And QA Services
- IT Service Management.
- IT Training
- Digital Marketing
- Plug-in Development
- Lead Generation
- Virtual Office Management
- Domain and hosting

2.3 Target Group & Audience

It really is straightforward to get caught up with Web Program. Designers can obtain embroiled trying in order to impress their customers with fancy brand new techniques, while customers desire a fantastic website to display off their company. Together, if they will are not cautious, they can obtain so caught upward in pallettes, fonts, images, visual components, etc. they overlook the most significant thing that will is the user-friendliness from the website.

Since as the client might end up along with a stunning, advanced site, it is usually of important small use if this does not attract those who are usually actually likely to make use of it, and as a result, does not deliver any kind of tangible benefits in order to the business. This is our work, as designers, to make sure our clients concentrate on the ending users, and that will we create a web site that will improve its users' encounter and be the perfect fit regarding the intended viewers. Because ultimately, internet application is simply actually as good since its audience considers.

2.4 Mission and Vision

Their own mission is to alter the dynamics of the software business by providing trusted, supportive and quality software development solutions to clients that view their collaboration as a tactical driver for their own success. Whenever they get on client's project, they take the stewardship of the project together in the director's seat. As stewards of their project, they consider themselves successful not when they deliver client's final product but when the product meets their business objectives and that is their own vision.

2.5 Principles

- ✓ Honesty in how they deal with their clients, each other and with the world. And honesty is integrated with their services.

- ✓ Be open and upfront in all their conversations. Keep clients updated on the real situation. Deal with situations early; avoid last minute surprises.
- ✓ Seek to empower and enable their clients. Consider themselves successful not when they deliver their client's final product but when the product is launched and meets success.
- ✓ Go the extra mile. Speak the truth with grace. Deliver more than is expected or promised.
- ✓ Benchmark with the best in the business. Try new and better things. Never rest on laurels. Move out of comfort zones. Keep suggesting new things. Seek to know more.
- ✓ Success is a journey, not a destination. Seek to multiply/increase what they have - wealth, skills, influence, and their client's business.

2.6 Organizational Structure

There are thousands of Web Application, Mobile Application Development and web hosting /server companies in Bangladesh. "CMT INTERNATIONAL LTD" is one of the top Web Development software Development and web hosting/server in Bangladesh. The company has a talented team of web Application, Web Application and programming. The company provided Mobile & Web Application Development, any Software Development Outsourcing, Android App Development, Content Development, Software Testing And QA Services and IT Training services, Virtual office Management, Lead Generation, Digital Marketing.

A structure depends on the organization's objectives and strategy. In a centralized structure, the top layer of management has most of the decision making power and has tight control over departments and divisions. In a decentralized structure, the decision making power is distributed and the departments and divisions may have different degrees of independence.

CHAPTER 3

Tasks Projects & Activities

3.1 Daily Task & Activities

I joined “CMT INTERNATIONAL LTD” as a novice programmer. The following things were included in my daily work list:

- HTML (Hyper Text Markup Language).
- Code in CSS (Cascaded Style Sheet).
- JQuery JavaScript.
- To create database through MySQL.
- Coding in PHP (Hypertext Preprocessor).
- Coding with wordpress theme.
- Coding with whmcs module.

3.2 Events & Activities

- Archive Event Materials
- Distribute Archives
- Collect Feedback
- Promote Next Event
- Daily Creativity thinking of website
- Installation of XAMMP Server V3.2.2 and configure PHP environment.
- Developing dynamic website with WordPress
- Developing WHMCS Module
- Create and design database according project.

After configuring framework we design the home page, then alternate pages, after that we web application design and develop other pages according client’s needs. So first of all we boot up our code editor of choice. I usually use Sublime Text, and other idea to code my project.

3.3 Install VISUAL STUDIO CODE

I install this app at first. I need this app for my development programs. Basically using Visual Studio Code I run all code like php, JavaScript, jquery, html, css, bootstrap etc.

Step-1

At first I have to download Visual Studio Code form internet and install it normally. When Visual Studio Code installed complete I have to run Visual Studio Code it is look like given below.

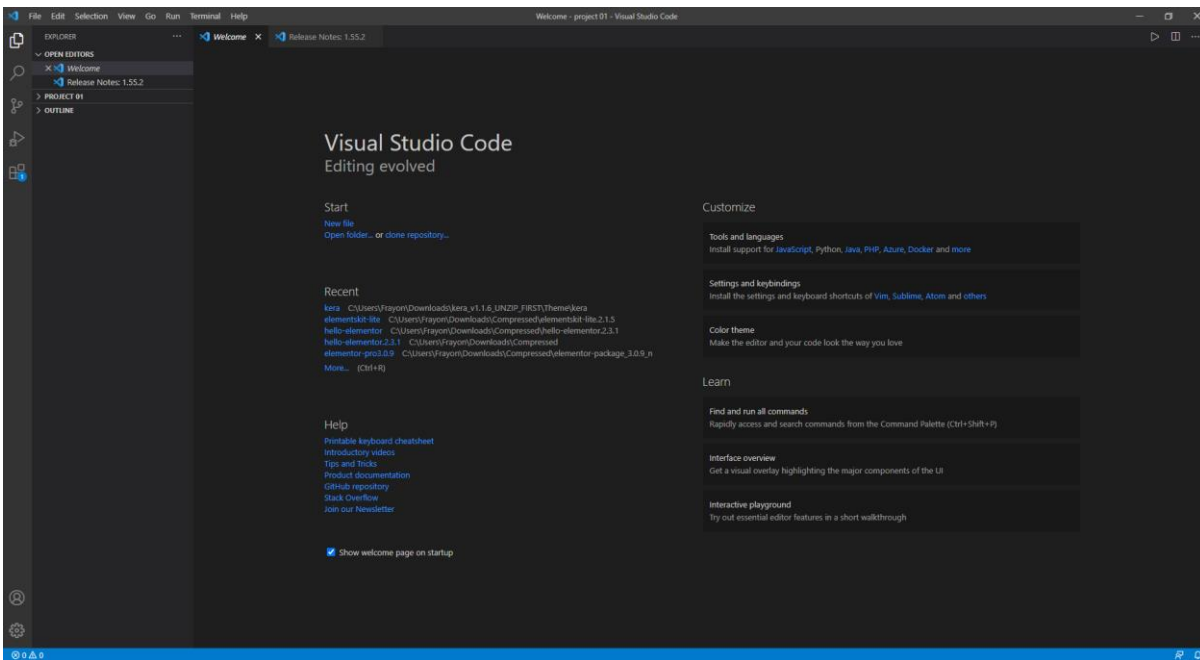


Figure 3.3.1: Visual Studio Code

Step-2

After running Visual Studio Code need to install some Extensions. For Run my Programs Properly.

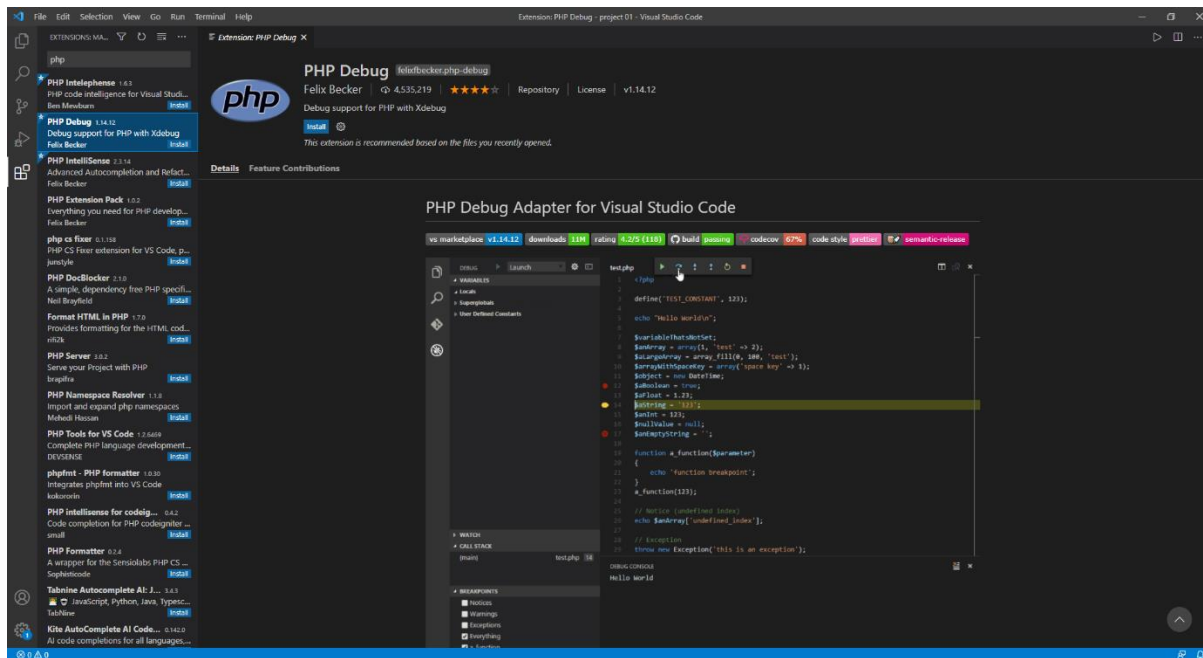


Figure 3.3.2: Visual studio code with Extension install

Step-3

After installing All Required Extension, I need to upload the project on the Visual studio code. Left side of Visual studio code we can see my project and rightside of Visual studio code. we can see code writing option.

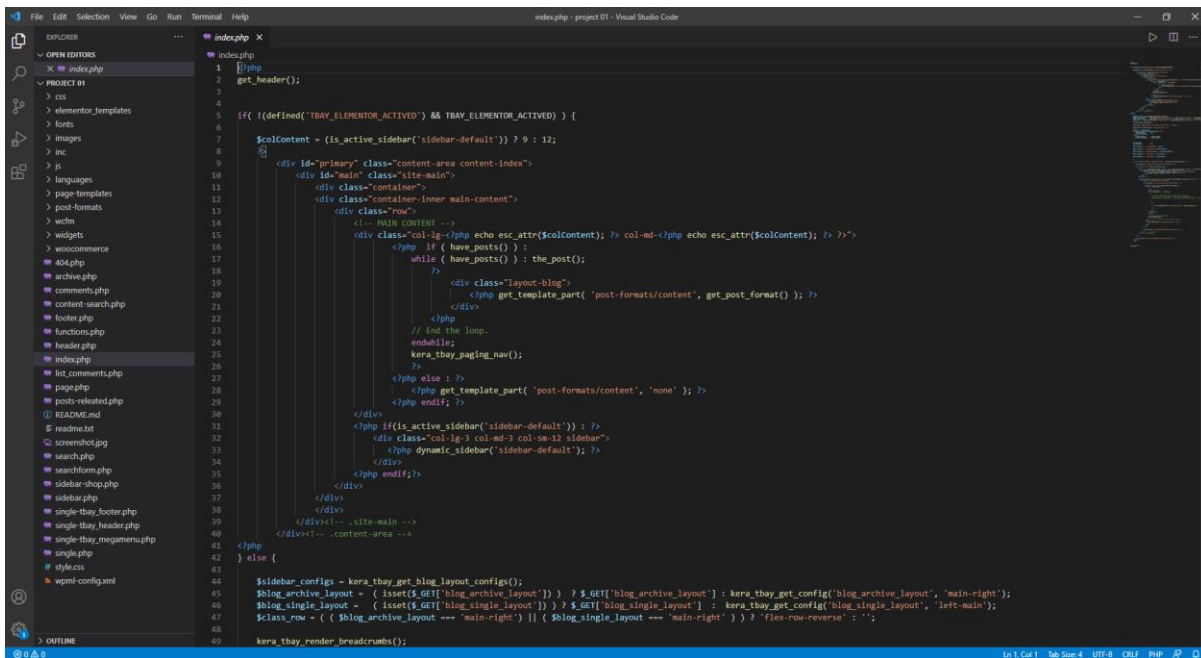


Figure 3.3.2: Visual studio code with project folder with code demo.

3.4 Install WAMP SERVER.

WAMP SERVER provides us ready environment for php script. Working on my computer as a beginner we use this to make an internal server system.

Step-1 :

At first I have to go Wamp server official web site to download Wamp. Here is the official link for the Wamp server <https://www.wampserver.com/en/>. This page look like given below.

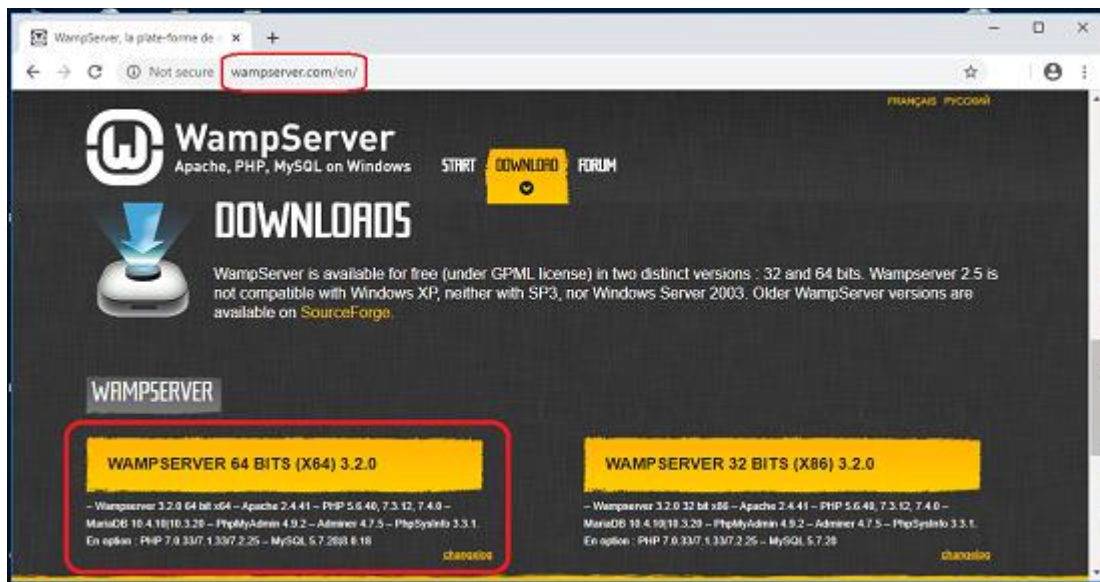


Figure 3.4.1: Wamp server download page

Step-2

I have already downloaded Wamp from Wamp official site. Now this time we have to find the Wamp and install it on my computer. My downloaded Wamp is in download folder on my computer. Here is the image given below.

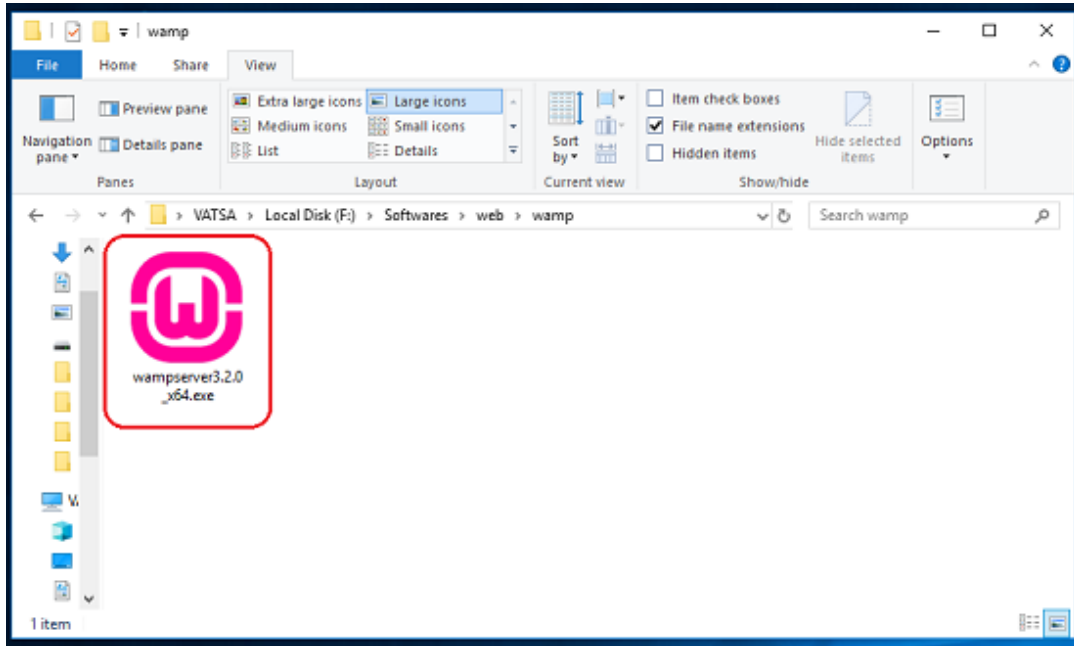


Figure 3.4.2: Downloaded Wamp server.

Step-3

I clicked icon of Wamp server on my download folder it show me the welcome Wamp setup wizard. And now click next.

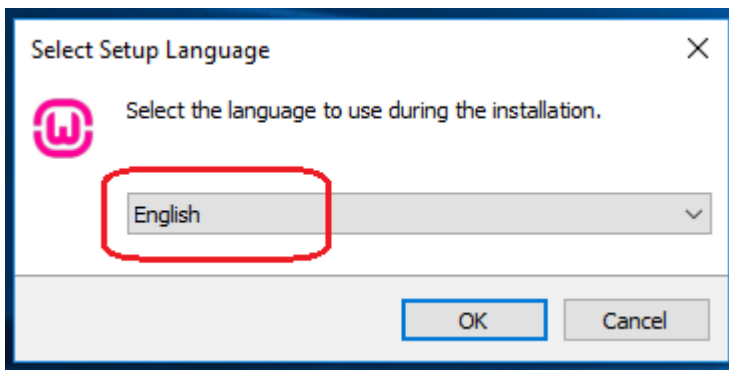


Figure 3.4.3: Wamp setup wizard.

Step-4

After clicking next button I found component wizard and select all component then click next. Basically here important Apache, Mysql, PHP, phpMyadmin.

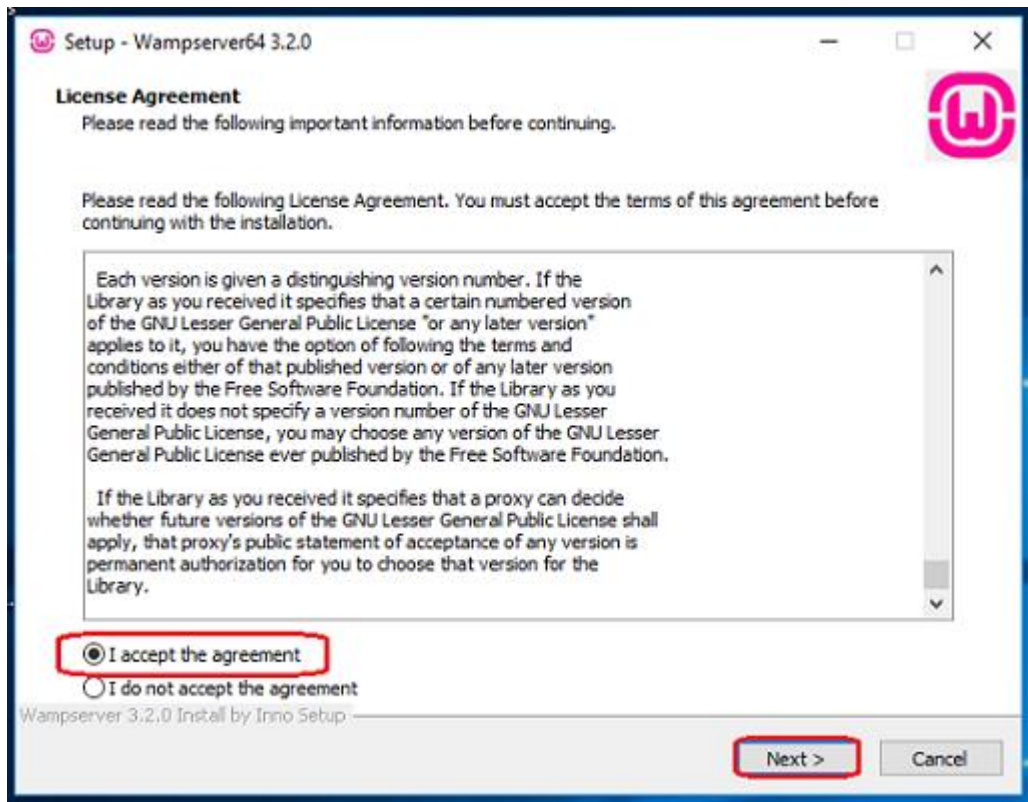


Figure 3.4.4: Wamp License Agreement wizard.

Step-5

After clicking next button I found choosing installation folder option. Here I have to chose folder and click next.

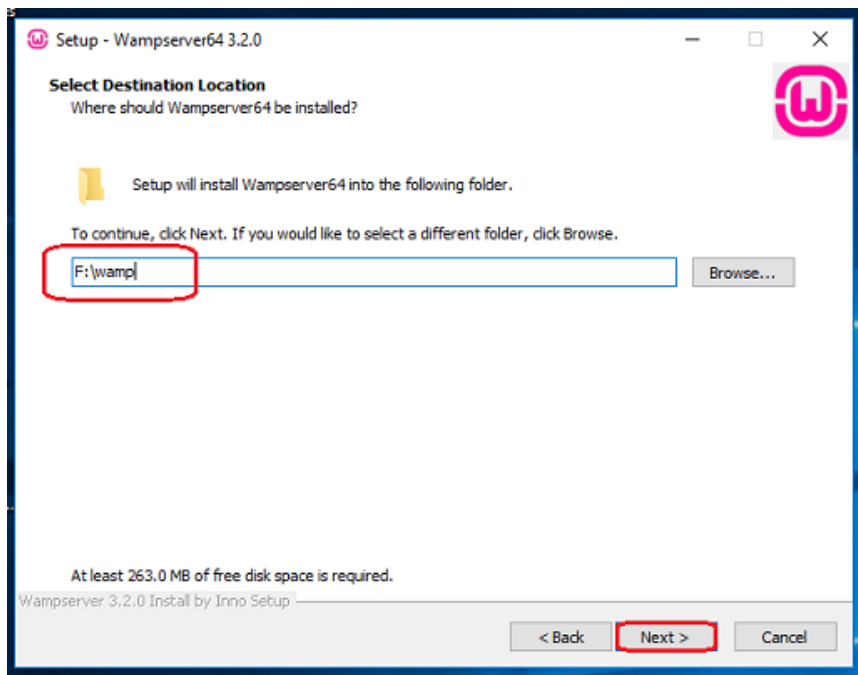


Figure 3.4.5: Select folder.

Step-6

When I we click next it's start installing need few more minute to complete installing. When installing complete I found next button. When we find next button click next button

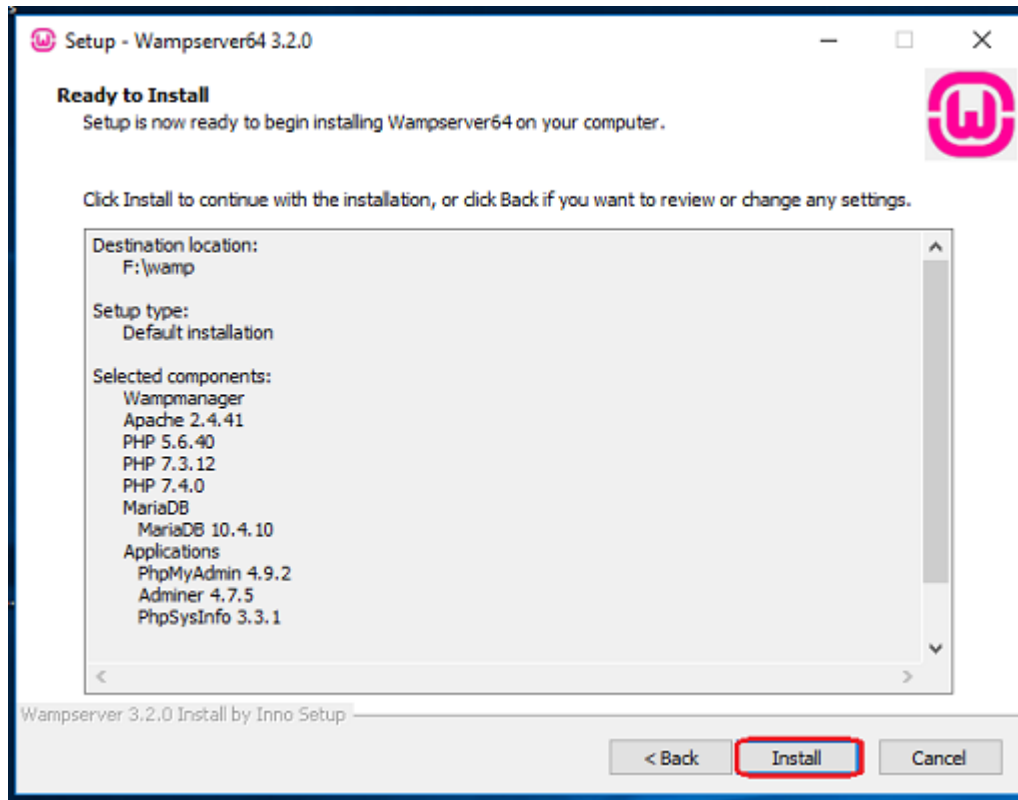


Figure 3.4.6: Start Wamp setup.

Step-7

After few minute we found installation successfully wizard it is look like

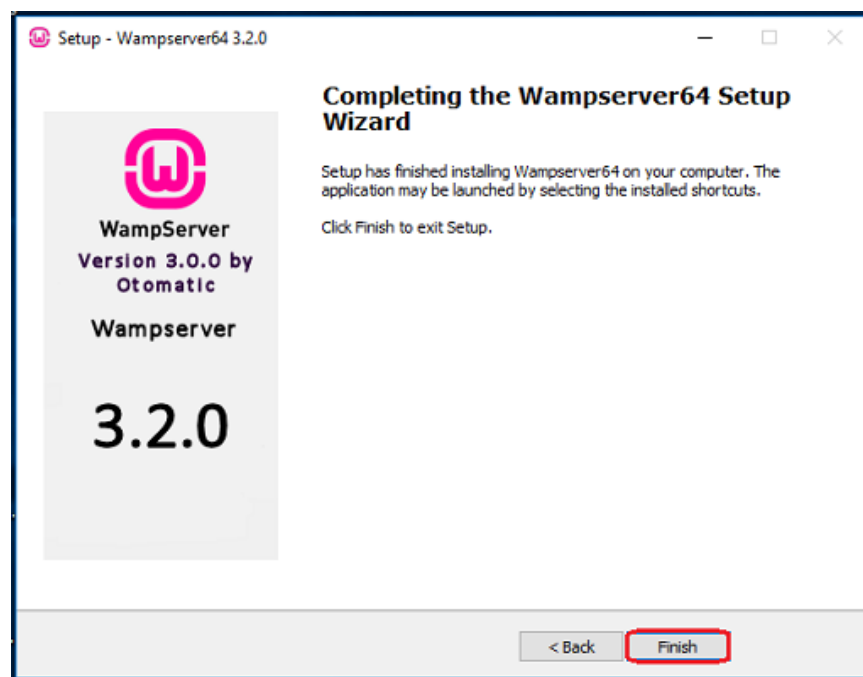


Figure 3.4.7: Wamp install completed.

Step-8

We have successfully completed Wamp setup but when setup complete we found windows security alert. And click allow access.

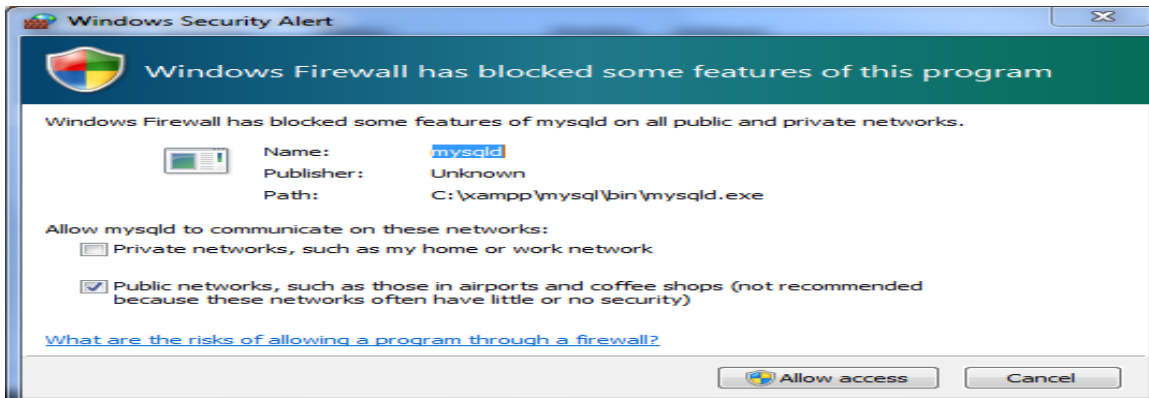


Figure 3.4.8: Windows security alert.

Step-9

I have successfully complete Wamp setup. Now I got Wamp control panel. Basically when we try to run php script we need to run apache and mysql so click the start button under the Apache and mysql.

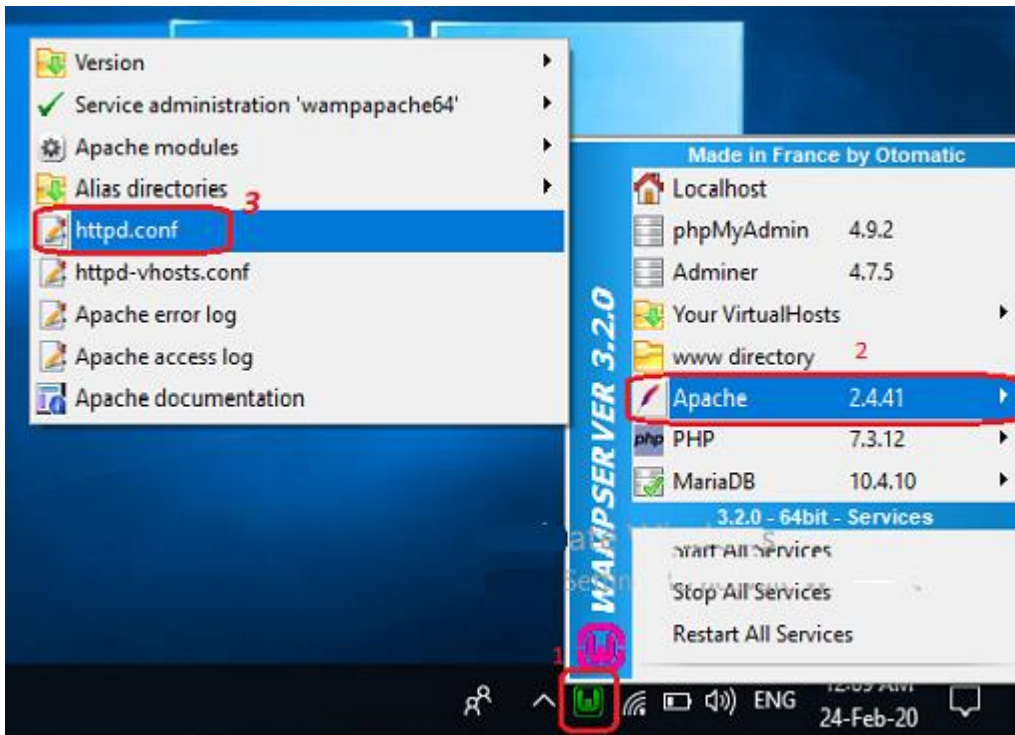


Figure 3.3.9: Wamp server running.

3.5 Install WordPress Project in online using FTP.

1. At the beginning level, I necessity to do download the last version of WordPress (WP) zip file. Unzip this file and use the FTP software like FileZilla to upload this files into my hosting directory of my selected folder. This screenshot shown in below:-

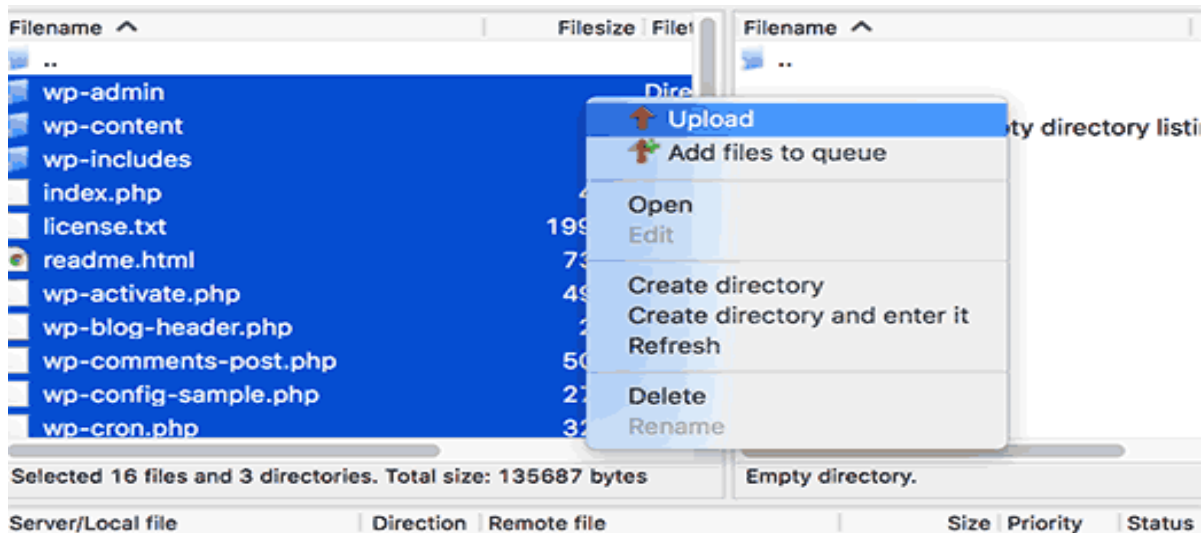


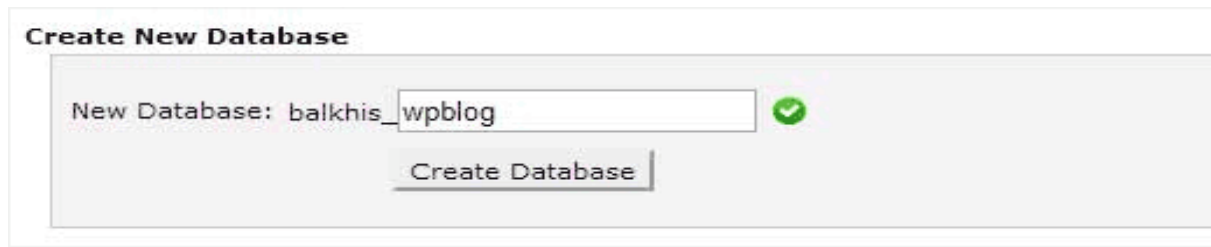
Figure 3.5.1 wordpress main project file

2. I will Upload (WP) on my root folder (like ali. alu), after then necessity to upload WordPress (WP) pc server root directory. Directory name is /public dot html
3. When I am done uploading WordPress (WP), now I'm go to my cPanel (Control Pnale) to generate a database. I am manage cPanel(Hosting Control Pnale) hosting, so our screenshots will be of Control Panel. In my Control Panel, I find the icon this name MySQL:



Figure 3.5.2cpanelMySql Database

I will give a look a field to build a new database. Impute my selected database name, and click to a "Create Database", database name 1st part is cPanel user name and last part is my impute name.



Figure

3.5.3 Create New Database

4. For the time being that I have constructed my database, MySQL yet imperative a username. This user name will've ingress to perform actions on this data-base.

5. Including My-SQL data-bases page in my hostingcPanel account, scroll down to My-SQL user's part then Simply shift a user-name & password



Figure 3.5.4 Create New User

6. This yet new user does not have access to the "data-base" my generates soon. That's why I will required to join the user to the "data-base" and give them permit to attain all the action.

7. Equivalent, My-SQL Data-bases page in my web web hosting account (cPanel), scroll down to "Connect User to a Database "section. Chosen the data-base user I generate from the drop-down menu following to user-name, then select database, and then click on the add button.



Figure 3.5.5 Add user to a database

8. Check and Select all, then click on the prepare alternative button.

Now I'm ready to run my WordPress (WP) installed.

9. Through the URL where I uploaded WordPress (WP). Write domain name and select the selection language.



Figure 3.5.6 Wordpress Installing Home page

10. Click “continue” button to continue this proceed.

11. Now I'm see instruction for install WordPress information.

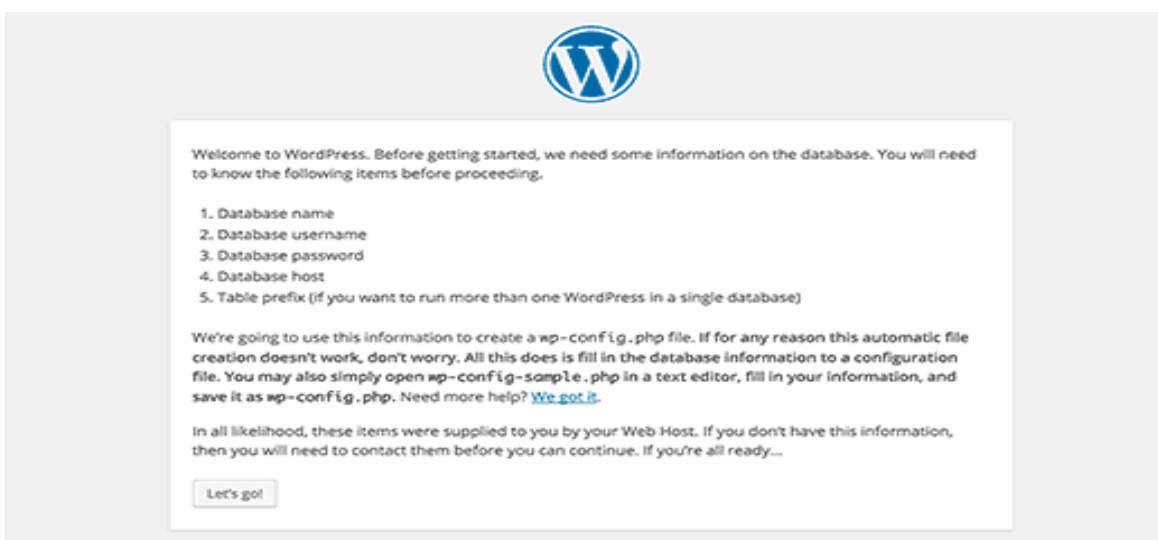


Figure 3.5.7 Wordpress Installing page-2

12. Then click on the “Let’s go” button to continue the running process system.
13. During this time, I was created a table in my database and set my database name, username, password, database host.
14. WordPress will now show me a form like this screenshot. Then i need to import the database name and others information that was I created on my database table.



Figure 3.5.8Wordpress Installing page 3

On the showing form now I’m fill all information & click the “submit” button section. WP will now connect to my hosting database and then will show you a success alert or message in page.

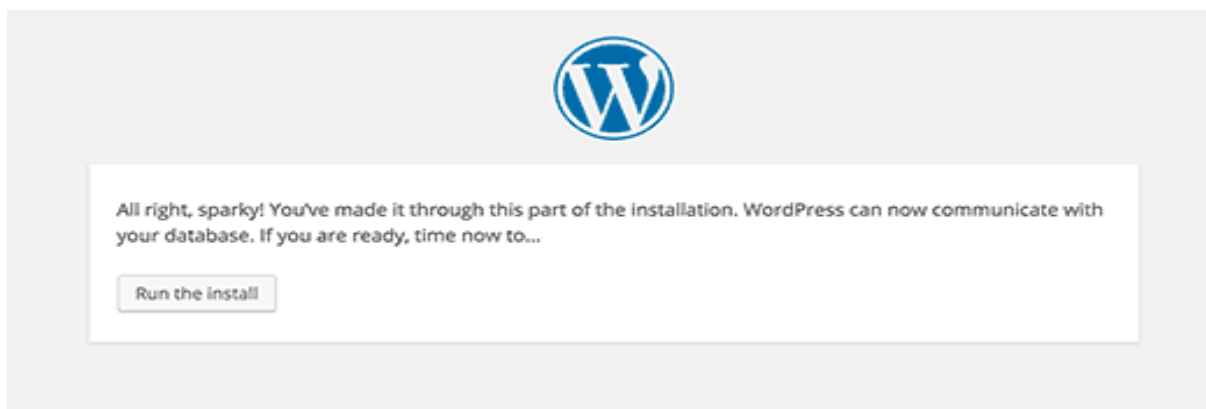
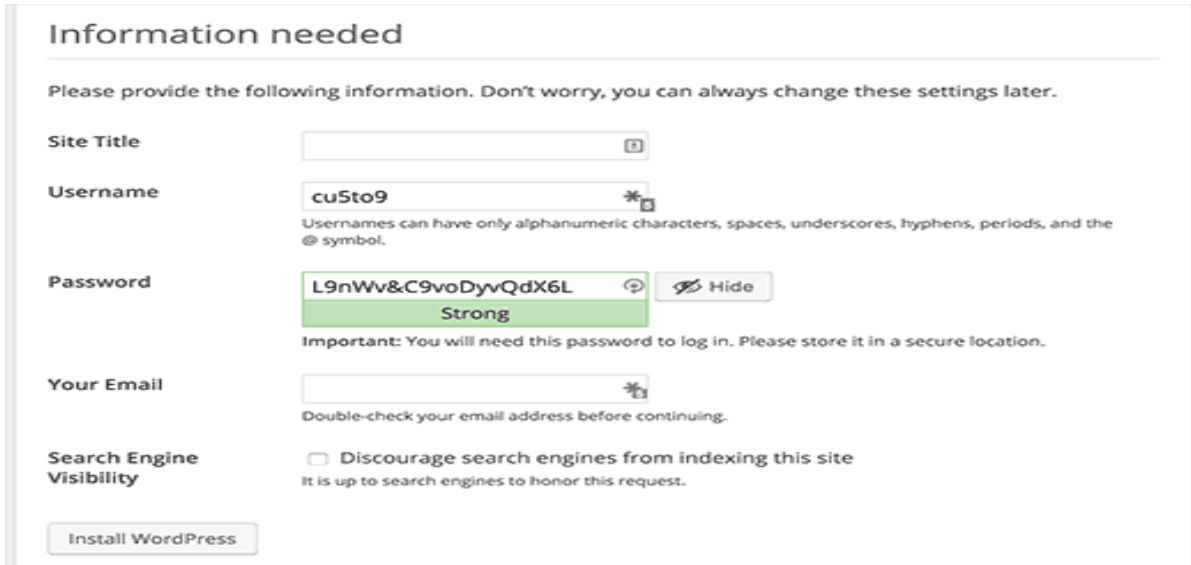


Figure 4.3.4.8WordPress Ran

15. Then click on “Run the Install” button section to continue this process.
 16. In this step I need to provide some information for WP to setup my web site. This includes “web site title”, “admin,” “username”, “password”, & “e-mail address”. Now
- If I don’t wanna show my website on google, so I don’t need to check-box, because this site is under

construction.

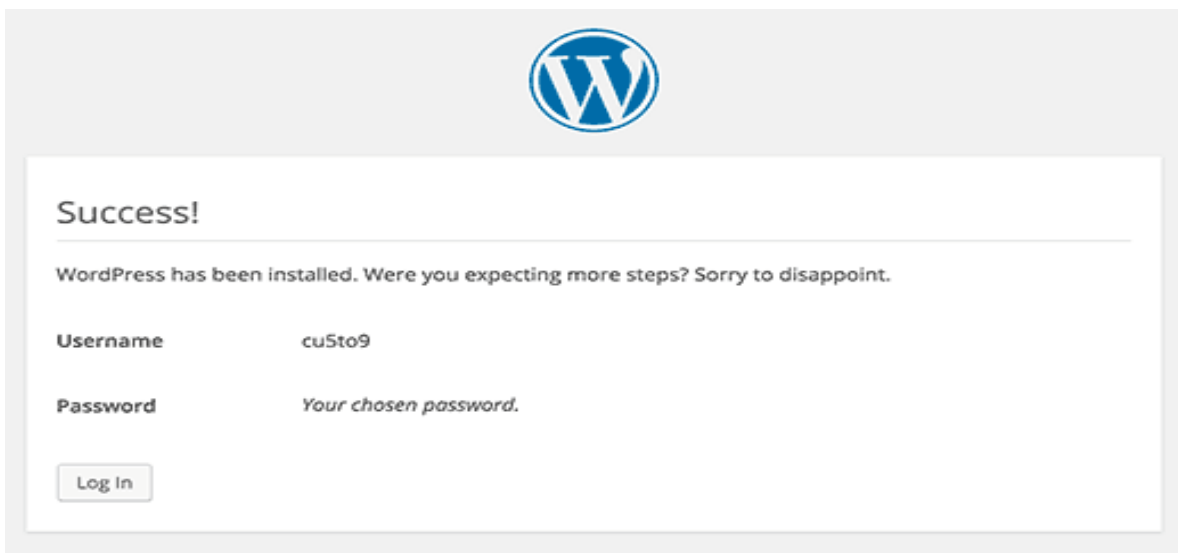


The screenshot shows the 'Information needed' form in the WordPress installation process. It includes fields for Site Title, Username (filled with 'cu5to9'), Password (filled with 'L9nWv&C9voDyvQdX6L' and marked as 'Strong'), and Your Email. There is also a checkbox for 'Search Engine Visibility' which is currently unchecked. An 'Install WordPress' button is at the bottom.

Figure 3.5.9 Import Website main Information

17. Then I click on the Install WP button to continue. WP was setup my website & finish the installation process.

I was seen a successful message showing my username. And then I am ready to click the 'login' for sign up my WordPress Website.



The screenshot shows the WordPress Admin Login page. At the top is the WordPress logo. Below it is a 'Success!' message: 'WordPress has been installed. Were you expecting more steps? Sorry to disappoint.' Below the message, the Username is listed as 'cu5to9' and the Password is listed as 'Your chosen password.' A 'Log In' button is at the bottom left.

Figure 3.5.10 Admin Login page

3.7 Fully E-Commerce Business Website

This is the first full project I have been done. Fully automated E-Commerce website on WordPress based on minimal design. Clients can easily see and choose their needs and place orders. This is the home page, with hero slider and product showcase.

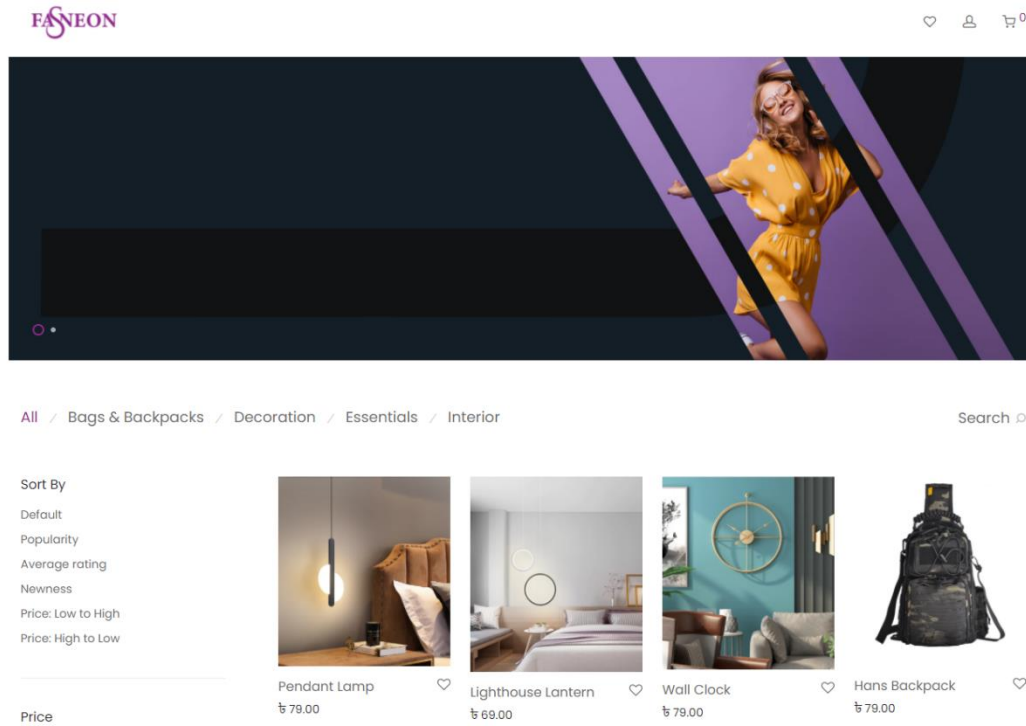
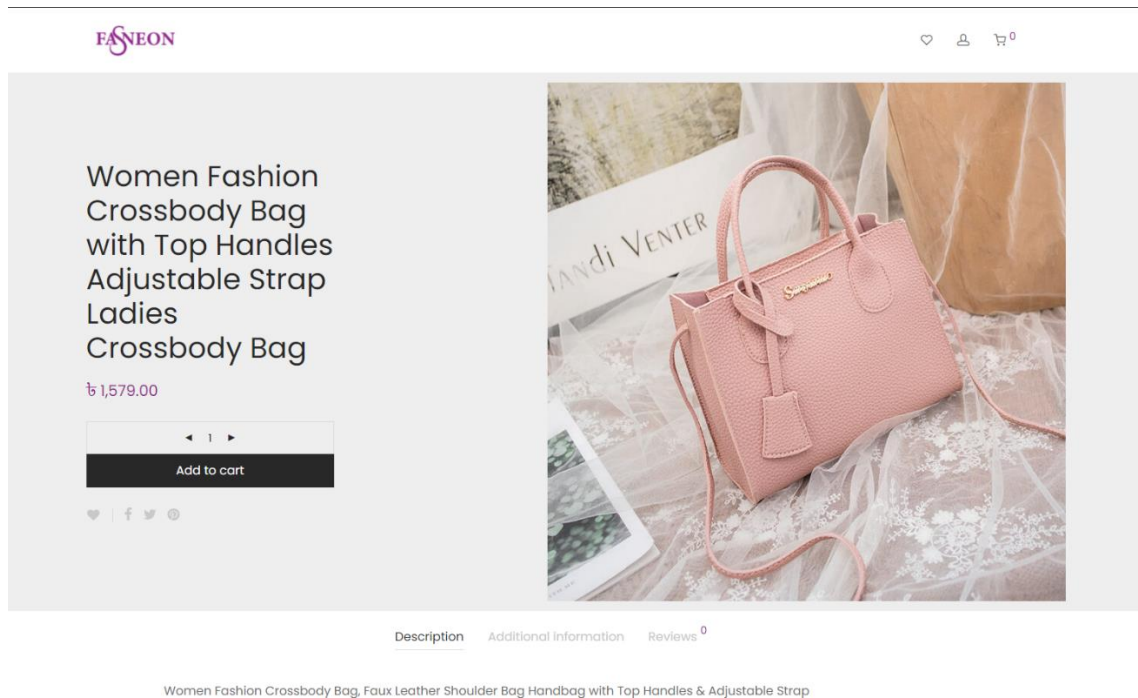


Figure 3.7.1: Home Page

This is the product page with price image description and additional info. This design is based on the modern user experience and design so people can easily see the product image and price. It's easy to select the quantity.



Women Fashion Crossbody Bag, Faux Leather Shoulder Bag Handbag with Top Handles & Adjustable Strap

Figure 3.7.2: Product page

Add to cart after click on add to cart it will easily show the sidebar. Client's can easily see the chosen product on this page and if they want, they can remove it click on the cross icon.

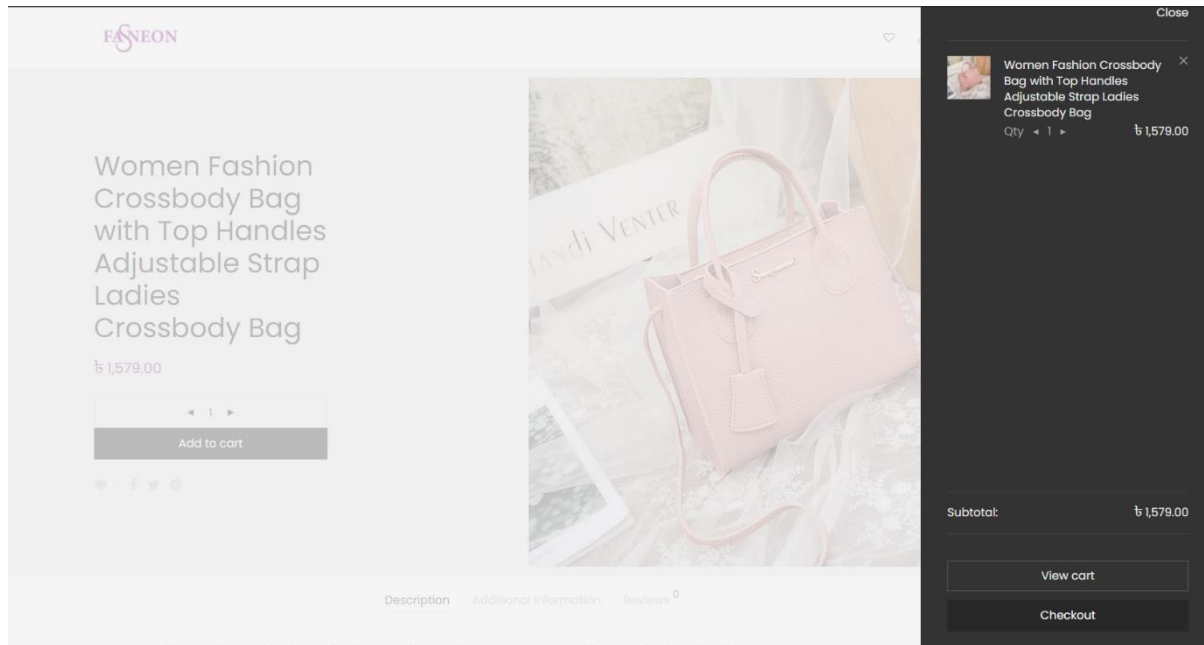



Figure 3.7.3: Add to cart sidebar

If client want to see their product from Shopping Cart page, they can easily see this from here

Shopping Cart


Women Fashion Crossbody Bag with Top Handles Adjustable Strap Ladies Crossbody Bag ×
 Qty ◀ 1 ▶ ₹ 1,579.00

Cart totals

Subtotal	₹ 1,579.00
Shipping	
<input checked="" type="radio"/> Inside Dhaka:	₹ 80.00
<input type="radio"/> Outside Dhaka:	₹ 130.00
Shipping to Dhaka	
<input type="button" value="Change address"/>	
Total	₹ 1,659.00

Figure 3.7.4: Shopping Cart page

Billing Details and checkout page. clients can see the product he chose and he need to put there info and shipping info on there.

Have a coupon? [Click here to enter your code](#)

Billing details

First name *
 Last name *

Company name (optional)

Country / Region * **Bangladesh**

Street address *

House number and street name

Apartment, suite, unit, etc. (optional)


Town / City *

District *

Postcode / ZIP (optional)

Phone *

Your order


Women Fashion Crossbody Bag with Top Handles Adjustable Strap Ladies Crossbody Bag ×1 ₹ 1,579.00

Subtotal	₹ 1,579.00
Shipping	
<input checked="" type="radio"/> Inside Dhaka:	₹ 80.00
<input type="radio"/> Outside Dhaka:	₹ 130.00
Total	₹ 1,659.00

Cash on delivery
 Pay with cash upon delivery.

Your personal data will be used to process your order, support your experience throughout this website, and for other purposes described in our [privacy policy](#).

Figure 3.7.5: Billing Details and checkout page

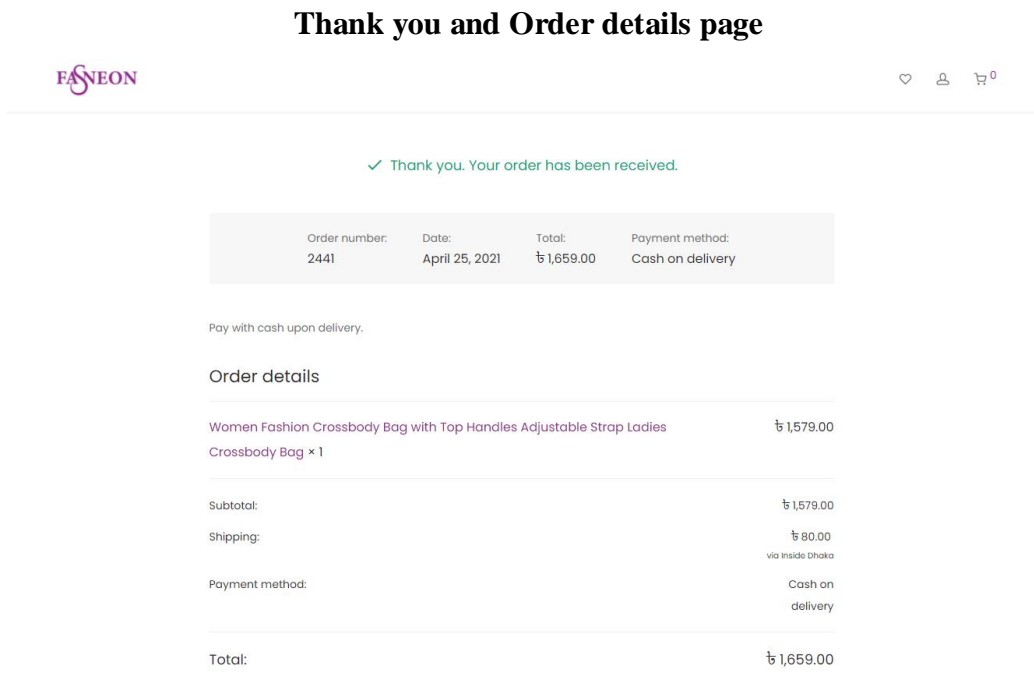


Figure 3.7.6: Thank you and Order details page

Client Control Panel

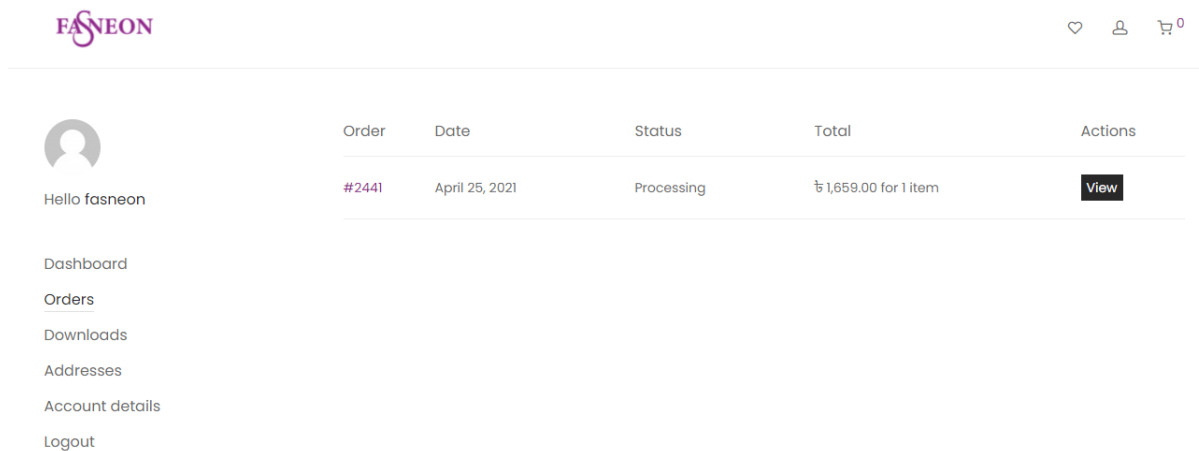


Figure 3.7.7: Client Control Plane

Admin Control panel

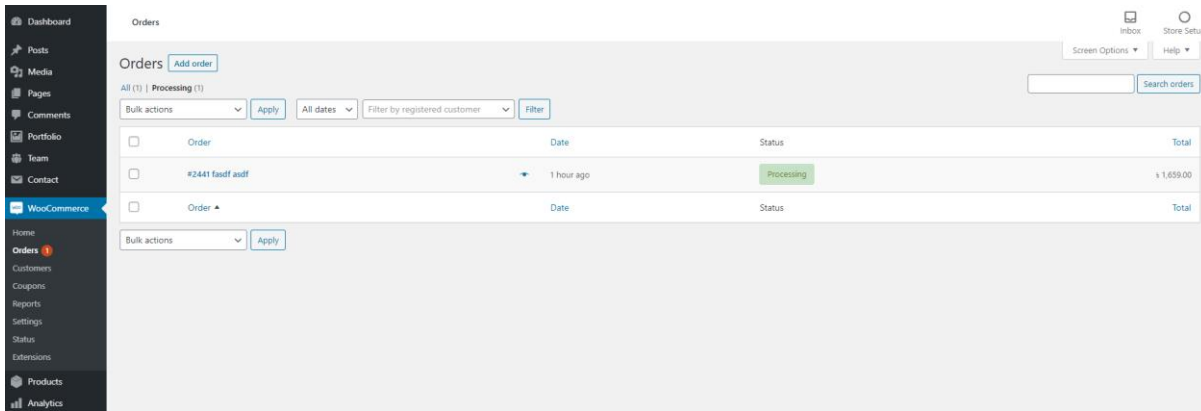


Figure 3.7.8 Admin Control panel

3.8 Financial services corporate homepage

This is the live project that I build for my Uk client. They provide Financial services. Based on modern user experience I build this website on Wordpress Fully custom based on client requirement.




Figure: 3.8.1 Financial services corporate homepage

3.9 Marketing agency website homepage

Marketing agency website Home Page Screenshot

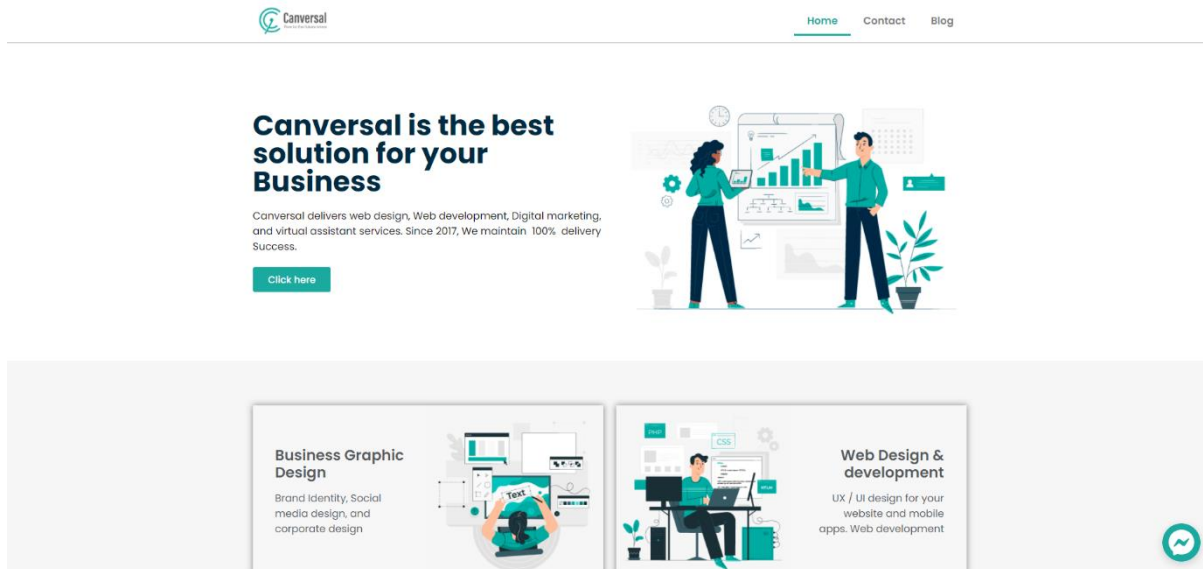


Figure 3.9 Marketing agency website Home page

3.10 Sinixo IT Website

This is the website i build based on client requirement

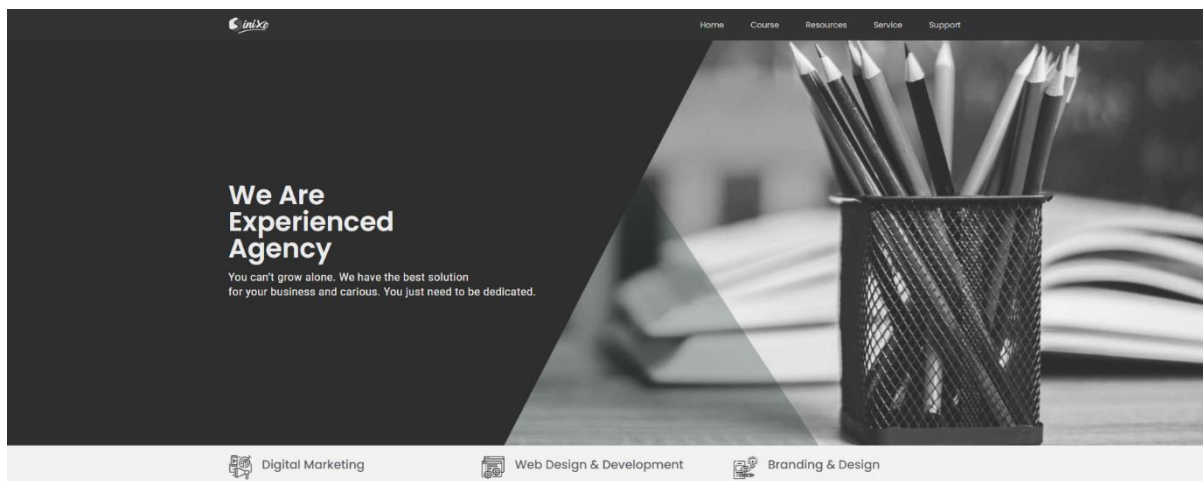
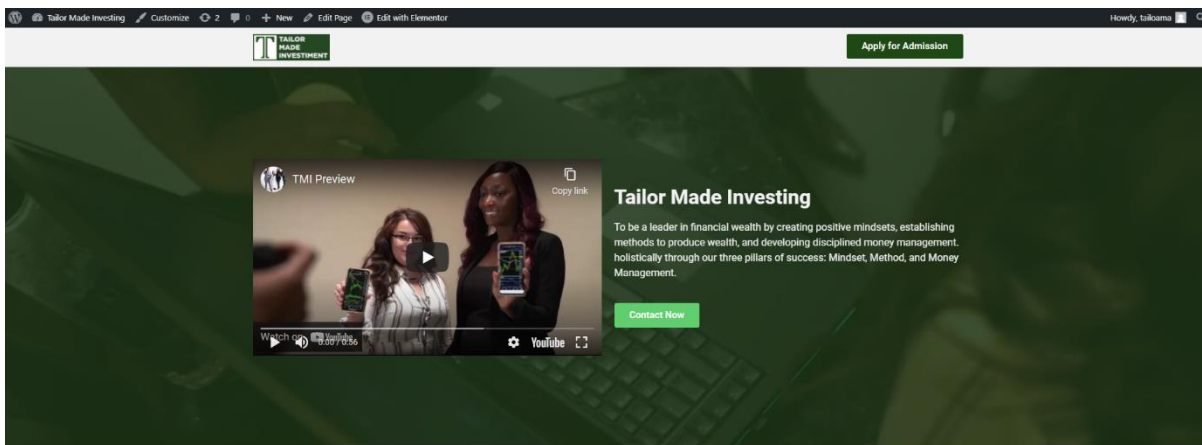


Figure 3.10 Sinixo IT website Home page

Figure: 3.11.1 Forex Training agency home page

This web page design for Forex trainer team with student registration page and team about I added all screenshots so you can easily see this.



What You'll Learn

Tailor Made Investing offers the following services to its' clients:

- Basic and Advanced Forex Training

Figure: 3.11.1 Forex Training agency home page

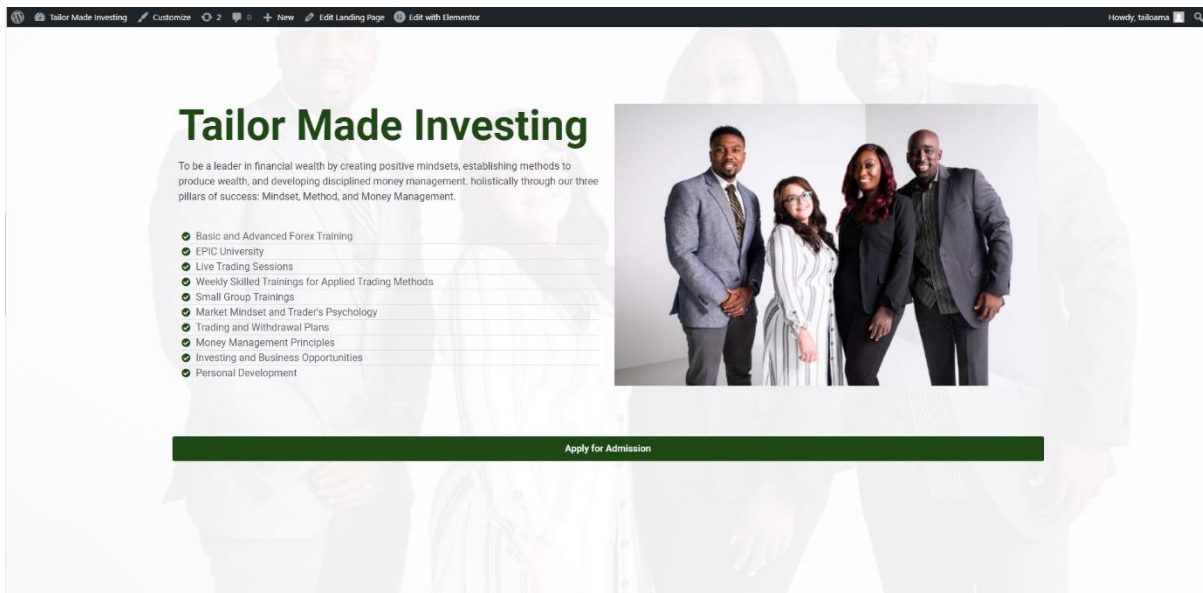


Figure: 3.11.2 Forex Training agency Admission page

Apply for Admission

First Name *

Last Name *

Email

Phone/Mobile

Birth Date *

Gender * Male Female Others


Address

City * State *

Zip Code * Country *

Upload Your photo *

Figure: 3.11.3 Forex Training agency Registration page



About Us

Bryan Robertson

Chief Executive Officer/Master Trader



Bryan Robertson is a respected, trusted Educator, Author, Consultant and John Maxwell Certified Coach with over a decade of experience motivating and leading audiences. With a desire to encourage and inspire youth and professionals alike, his messages are fueled to promote self-awareness and self-definition while dispelling the victimization of inherited by society. Bryan Robertson is also a proud member of Kappa Alpha Psi Fraternity Inc. in which he serves his community as an ambassador for education and leadership. As a leader consultant Bryan has a passion to impact many with the principles for success. With venturing into trading Bryan studied and researched effective strategies to trading within the forex market as well as selecting wise investments. With over hundreds of mentees in investing, Bryan continues to teach and displays effective ways to interpret and gain success within the forex market. Bryan's ambition and drive is to inspire and lead individuals to reach their fullest potential and create avenues to build generational wealth.

Figure: 3.11.4 Forex Training agency About page

CHAPTER 4

Competencies and Smart Plan

4.1 Competencies Earned

1. I learned about HTML,
2. I learned about CSS,
3. I learned about PHP,
4. I learned about OOP with PHP
5. I learned about MySQL Database,
6. I learned about website structural rules,
7. I learned about WordPress,
8. I learned about jQuery,
9. I learned about JavaScript,
10. I learned about Ajax,
11. I learned about how to use ajax with WordPress.
12. I learned about WooCommerce
13. I learned about WooCommerce Payment and Shipping setup.
14. I learned about domain and hosting

In my case have got confidence on how to create dynamic web application and development files to HTML, CSS, JavaScript, jQuery, Bootstrap and Database through MySQL, project with PHP and WordPress and making new interface for modern generation.

4.2 Smart Plan

The company has reached its maturity level in the market. In its 4 years of experience, it has earned its reputation in the market. They have maintained a smart plan for their business growth. Now that they have enough exposure in the local market, they tend to focus more on the international market. At the same time, they have planned to increase their share, growing more in the local market.

1. Most important is manage HTML code.
2. It is vital to cut into Responsive HTML.
3. Use CSS, PHP, MySQL, Bootstrap and JavaScript.
4. Do legitimate handmade flawless and clam coding.
5. Now create web design and development along with responsive standpoint plus plan with the particular assistance of a few easy steps.
6. Screening on numerous gizmos (smart phone, tab, Desktops, Laptop plus widescreens) with unique screen resolutions.

4.3 Reflections

The responsibility is to develop a gorgeous site that contains client-required logic and Information that might be proven to my project manager. The web permits us to eliminate geographical constraints plus pursue more possibilities for work within the profession.

The particular main theme associated with an online site would be to stand for Web. However, I think the goal is usually to be in a position to translate these portfolios into the expert sphere in purchase to display the understanding and abilities concerning web style. The audience associated with my project is usually respective teacher plus company employees in order to whom I have got to show our skills.

4.3.1 Problems and Solutions

I added some fix work “Cmt International Ltd” during Internship. Some works are given bellow:

CHAPTER 5

CONCLUSION AND FUTURE CAREER

5.1 Discussion and Conclusion

I joined “**Cmt International Ltd**”, a web-based software developing and web hosting providing company in Dhaka Bangladesh, I started there as trainee programmer. As a trainee programmer I got chance to learn web developing related languages, use of different software’s and their tools. And I was trained how to install those software and configure them according to the needs. When I completed my basic training, I was assigned to some projects. I worked various projects; among them some important projects are: -

WordPress Website and WHMCS:

1. Fully automated eCommerce website (Link: <https://fasneon.com>)
2. Financial Service Agency (link: <https://financialservicesplusllc.com>)
3. Business Solution Agency website (link: <https://canversal.com>)
4. Digital marketing Agency Website (link: <https://sinixo.com>)

5.2 Scope for further career

Being a developing country, the federal government of Bangladesh has brought some necessary task to develop the particular Information and Technologies sector; nevertheless, this is the main part of “Vision 2021”.

My objective is to modify the dynamics associated with the software market by providing reliable, supportive and high-quality software development providers to clients that will view their relationship being a strategic motorist for the success.

General, I could say that will this internship that will I'm discussing regarding is very helpful for my web establishing career, I have got learned a great deal and got possibilities to implement. This helped me to complement me working within software-based business and learning regarding enterprise also. Individuals experience I collected from the expressed internship will definitely aid in near upcoming in my profession.

5.3 Challenges

This new generation of software-enabled services and products must be packaged and reflect a new level of value. The new value equation is based on product / service connectivity, data analysis and

intelligence. Software programs should also take into account new product equations to respond to a growing strong market. Product packaging and prices need to change rapidly.

Each company faces challenges when they work to match up their client's software development expectations. Whether it's planning strategies to clear initial software development needs or its product delivery phase, software developers have various complications if they won't be able to develop adequate software as the client's demands. In most of the case, lack of communication is the biggest reason behind pains and challenges face by a software development company, doesn't matter whether it's from client's end or developer's end.[1]

But, I will always appreciate "Cmt International Ltd", the custom software development company to which I assign my work. They arrange technical meetings with their developers in order to develop my software exactly I want.

REFERENCES

[1] Get idea about "Cmt International Ltd", Available at:

<https://cmt.ltd/> [Last accessed: 02 April 2021]

[2] Get idea about "Sinixo IT", Available at:

<https://sinixo.com/> [Last accessed: 28 March 2021]

[3] Get idea about "E-commerce Marketplace" Available at:

<https://furyeshop.com/> [Last accessed: 20 April 2021]

Appendix A: Internship Reflection

Internship is basically one of the two choices for BSC requirements. The additional option is task work. I select internship as an alternative to project function because I desired in order to know about the particular job market and job culture of our country virtually. At the exact same time I believe this a excellent opportunity for one to learn professionalism furthermore.

As an inner I chose “Cmt International Ltd” because of to their market value and reputation. Our interest also combined with their providers. Being an intern within Cmt International Limited, my role is usually to develop a expert web portfolio that will displays content plus information that might be displayed to a viewpoint employer. The internet helps us in order to remove geographical constrains and pursue a lot more opportunities for function in the expert.

The context of the Website is in order to introduce Web Style for the internet portfolio assignment. Nevertheless, I believe the particular goal is in order to be able in order to translate these portfolios to the professional world to be able to display the understanding and abilities concerning web growth. The audience associated with this project is usually generally the individuals Introduced to Internet development including each teachers and learners. A secondary viewer would be any kind of perspective employee regarding whom I would certainly display my Function.

I believe one of the greatest things I was going to keep in mind from this encounter will be the teamwork plus just how everybody works together effortlessly. Everyone here provides their place and they also constantly exceed anticipations. I’m honored I had developed the possibility to work together with everyone and end up being part of the group though it was just for a short while. When I ever require an online site or any kind of marketing services within the future there is absolutely no question, I may be calling our friends at Cmt International Ltd, since after all they will are the greatest in the company.

Appendix B: Company Details

“Cmt International Ltd” is usually working nearly plus physically. The group with highly competent on development plus even for services serving clients along with best effort. “Cmt International Ltd” Remedy started in November 2015 officially yet started it’s trip from 2014 in order to redefine sales plus marketing with Synthetic Intelligence. Guided with the combined experience of our own team, “Cmt Global Ltd” has produced in to a leader within the industry. “Cmt International Ltd” group of serial business owners are passionate regarding democratizing the strength of artificial cleverness for the bulk market.

“Cmt Global Ltd” goal would be to supercharge outbound product sales and marketing. By making use of artificial intelligence towards the sales process. “Cmt International Ltd” help faster profits development with less individual labor. To achieve this technology works three difficult duties. First, it decreases the price tag on selling simply by accurately predicting the particular fit between customers and sellers. 2nd, it collects amazing data which makes forecasts better for each and every consumer. Finally, “Cmt International Ltd” provide predictive leads as a service to almost any marketing tool, such as CRMs. These abilities make UTBL the perfect way to use predictive analytics to significantly improve sales and marketing results.

Head Office

Cmt International Ltd

Level-02, 59/A/1 Sher-E-Bangla Nagar, Dhaka

Mobile: +02-58153742, +8801511-223335

Email: info@cmt.ltd

Rafiqul Internship Report

ORIGINALITY REPORT

25%
SIMILARITY INDEX

15%
INTERNET SOURCES

1%
PUBLICATIONS

13%
STUDENT PAPERS

PRIMARY SOURCES

1	Submitted to Daffodil International University Student Paper	8%
2	zsoftsolution.co.uk Internet Source	6%
3	raiseitsolutions.com Internet Source	3%
4	www.ceviantech.com Internet Source	2%
5	Submitted to University of Wales Institute, Cardiff Student Paper	2%
6	dspace.daffodilvarsity.edu.bd:8080 Internet Source	1%
7	www.slideshare.net Internet Source	1%
8	www.ukessays.com Internet Source	1%
9	sandhill.com Internet Source	1%