



PROJECT NAME: LOST

BY

Sourav Saha

ID: 163-35-161

Department of Software Engineering

SUPERVISED BY

Dr. Imran Mahmud

**ASSOCIATE PROFESSOR & HEAD IN-CHARGE
DEPARTMENT OF SOFTWARE ENGINEERING
DAFFODIL INTERNATIONAL UNIVERSITY**

**A Project Submitted in Partial Fulfillment of the Requirement for the Degree of Bachelor of Science
in Software Engineering**

**DEPARTMENT OF SOFTWARE ENGINEERING
DAFFODIL INTERNATIONAL UNIVERSITY**

APPROVAL

This project titled on “Lost”, submitted by Name: Sourav saha, ID:163-35-161 to the Department of Software Engineering, Daffodil International University has been accepted as satisfactory for the partial fulfillment of the requirements for the degree of Bachelor of Science in Software Engineering and approval as to its style and contents.

DECLARATION

It hereby declares that this project has been done by me under the supervision of Dr. Imran Mahmud, Associate Professor & Head In-Charge, Department of Software Engineering, Daffodil International University. It also declares that neither this project nor any part of this has been submitted anywhere else for award of any degree.



Name: Sourav saha

ID: 163-35-161

Batch: 22th

Department of Software Engineering

Faculty of Science & Information Technology

Daffodil International University

Certified by:



Dr. Imran Mahmud

Associate Professor & Head In-Charge

Department of Software Engineering

Faculty of Science & Information Technology

Daffodil International University

ACKNOWLEDGEMENT

I have undertaken this project. Be that as it may, it would not have been conceivable without the kind help of numerous people. I might want to stretch out my earnestness because of every one of them. I am exceptionally obligated to Daffodil International University for their direction and steady supervision by Dr. Imran Mahmud and in addition for giving necessary information with respect to the venture and additionally for their help in finishing the task. I would like to express my gratitude towards our parents, our batchmate, and members of DIU for their kind cooperation and consolation which helped us in finishing this task. My thanks and thanks likewise go to my associate in building up the energetically bailed us out with their capacities.

EXCLUSIVE SUMMARY

“Lost” is an Android based application, where you can upload your losted beloved family persons. There is another feature where you can upload any kind of criminal activity that happens around you. And you can upload this criminal activity anonymously. When any hearted person comes to help you, he/she can contact you with a video calling feature. On the other hand you will get prize money from the post from the announcement section. And this prize money, you will receive in the included wallet. Whis was exclusively developed by **“Plus Minus**

LLC”.

Table of Contents

APPROVAL	ii
DECLARATION	iii
ACKNOWLEDGEMENT	iv
EXCLUSIVE SUMMARY	v
LIST OF TABLE	vii
LIST OF FIGURES	vii
CHAPTER 01: INTRODUCTION	1
1.1 Project OverView	2
1.2 Project Purpose	2
1.2.1 Background	3
1.2.2 Benefits & Beneficiaries	3
1.2.3 Goals	4
1.3 Stakeholders	4
1.4 Project Schedule	5
1.4.1 Gantt Chart	5
1.4.2 Release Plan	6
CHAPTER 2: SOFTWARE REQUIREMENT SPECIFICATION	7
2.1 Functional Requirements	7
2.2 Performance Requirements	8
2.2.1 Speed and latency requirements	8
2.2.2 Capacity Requirements	8
CHAPTER 3: SYSTEM ANALYSIS	10
3.1 Use case Diagram	10
3.2 Use case Description	11
3.3 Activity Diagram	12
3.4 ER Diagram	13
CHAPTER 4: USER MANUAL	14
4.1 User Type B: Registered Users	14

LIST OF TABLE

Table 01: Functional Requirements

7

LIST OF FIGURES

Figure 01: Gantt Chart	5
Figure 02: Use case Diagram	10
Figure 03: Activity Diagram	12
Figure 04: ER Diagram	13
Figure 05: Welcome page	
Figure 06: Login page	14
Figure 07: Registration page	
Figure 08: Forgot password page	15
Figure 09: Missing page	
Figure 10: Crime page	15
Figure 11: Full details dialog	
Figure 12: Dashboard page	16
Figure 13: profile page	
Figure 14: wallet page	16
Figure 14: Meet page	
Figure 15: Add crime page	17
Figure 14: Add missing page	
Figure 15: Add announcement page	17

CHAPTER 01: INTRODUCTION

As the days go by we are becoming more and more dependent on technology. And thanks to that technology we can do everything through our mobile.

God forbid what would you do if you lost a loved one tomorrow. Surely you will make a poster with complete information of your favorite people and put it on the wall. You know how many people will see this post and how many people will help you. No matter how many posters you have put on the wall, they do not have time to view this post. Because people have no time now. And when they finish work all day and go home and see all the posts together on the same platform, they read your post. Your answer must be “NO”. If you find a platform where you can advertise the loss of your loved one and people will come to help you, Definitely good. So my small effort is that this application can help that.

Oh, I forgot to mention one more thing, you can contact the victim using voice call or video call.

1.1 Project OverView

This application has three parts, the first one is the Missing section, Where you can post about the lost affairs of your loved ones, and people with big minds can help you if they want. Second one is the Crime section where you can upload criminal activities that happen around you. and its help to take action for our Bangladesh's defense. And it makes our life secure. Third section is the announcement section. This section is very much similar to the missing section, but the difference is, it has to do with money. That means if you want to give money to the people who helped you, then you can do this by using an in app wallet system. And this is very helpful for any kind of person. And here comes another question, how can I withdraw my money? And the solution is if we can integrate any kind of merchant account like B-kash, Nagad, Rocket etc.

1.2 Project Purpose

The main reason for making this project is that you can find their beloved easily. This app will aim to avoid any kind of harassment. You can easily transfer money. You can easily communicate with the person who will help you.

1.2.1 Background

When a person loses a loved one, only he knows what is in his mind. Then, without thinking, he pulls out a lost notice poster on the wall. He doesn't know how many people have seen his notice, or whether he will get any help at all. But this app will help a little bit. But on the other hand, if there is a crime in front of your eyes, you can do three things: first, You will prevent yourself from committing the crime, but in that case your life may be in doubt, second, You will seek legal help, third, You will avoid it. But with this app you can do that without any hassle.

1.2.2 Benefits & Beneficiaries

Taking something instead of help is not later in humanity. Unless he is happy to give something. So there will be no benefit from this , only the country and the people will be benefited.

Benefits of others people and country:

1. Leading happy life
2. Make happy to people
3. Our young generation will be free from danger
4. The country will be crime free

1.2.3 Goals

My main aim is to create a platform which will be helping hands to finding lost people. Other goals are given below.

- i. Create a safe society
- ii. Giving a piece of a smile.
- iii. Create a Non-profitable platform without a crime section or in app any money transaction.

1.3 Stakeholders

There are three types of stakeholders.

- i. Owner (Myself)
- ii. Development Team
- iii. Employees
- iv. General Users

1.4 Project Schedule

1.4.1 Gantt Chart

I have taken some steps to making this Gantt chart.

Weeks/ Works	01	02	03	04	05	06	07	08	09	10	11	12	13	14	15	16
Analysis Phase	■															
Feasibility study		■														
Project proposal			■													
Project UI			■	■	■	■										
Mid-Term Defense				■	■	■										
Implementation of the Project				■	■	■	■	■	■	■	■	■	■	■	■	
Testing							■	■	■	■					■	■
Documentation of the project															■	■
Final Defense																■

Figure 01: Gantt Chart

1.4.2 Release Plan

I have a plan to upload the application on the play store within this month. Before releasing the full version I have to complete some steps.

- i. Investor finding: 01st November 2020
- ii. Demo release: 18th January 2021
- iii. Advertisement: 21th January 2021
- iv. Final release: 30th April 2021

CHAPTER 2: SOFTWARE REQUIREMENT SPECIFICATION

2.1 Functional Requirements

The functional requirements of the project are Given below,

Serial no:	Requirements	Priority
01	Login/SignUp	High
02	See Post	High
03	Write Post	Low
04	Delete Post	Low
05	Video Chat	Medium
06	Money Transaction	Medium
07	Help people	Medium
08	Update profile	Medium

Table 01: Functional Requirements

2.2 Performance Requirements

Performance Requirements are important things for an application. If you can't squeeze the full feature of the application , it will be a failure for the developer. So, we have to make this more usable and bug free. For this result we get positive reactions from users.

2.2.1 Speed and latency requirements

Speed: You have to run this app from AOS: lollipop to higher or newer.

Latency : If you want to run this app without any hiccup, please use,

AOS: Lollipop to higher

Ram: 2GB or higher

Rom: 16 or higher

Processor: SD-621 to higher or equivalent

2.2.2 Capacity Requirements

User capacity: 10k people are using this app at the same time. And we can increase the server capacity according to the engagement of the users.

Server details: This is one of the most popular data servers for any kind of uses or purpose according to the platform like android, IOS, Website etc. and its name is Firebase by google.

Now for this Application we are using Spark Package with 15GB Cloud Storage.

Name: Firebase (FireStore)

Hosting: 15GB

CHAPTER 3: SYSTEM ANALYSIS

3.1 Use case Diagram

The purpose of a use case diagram in UML is to demonstrate the different ways that a user might interact with a system.

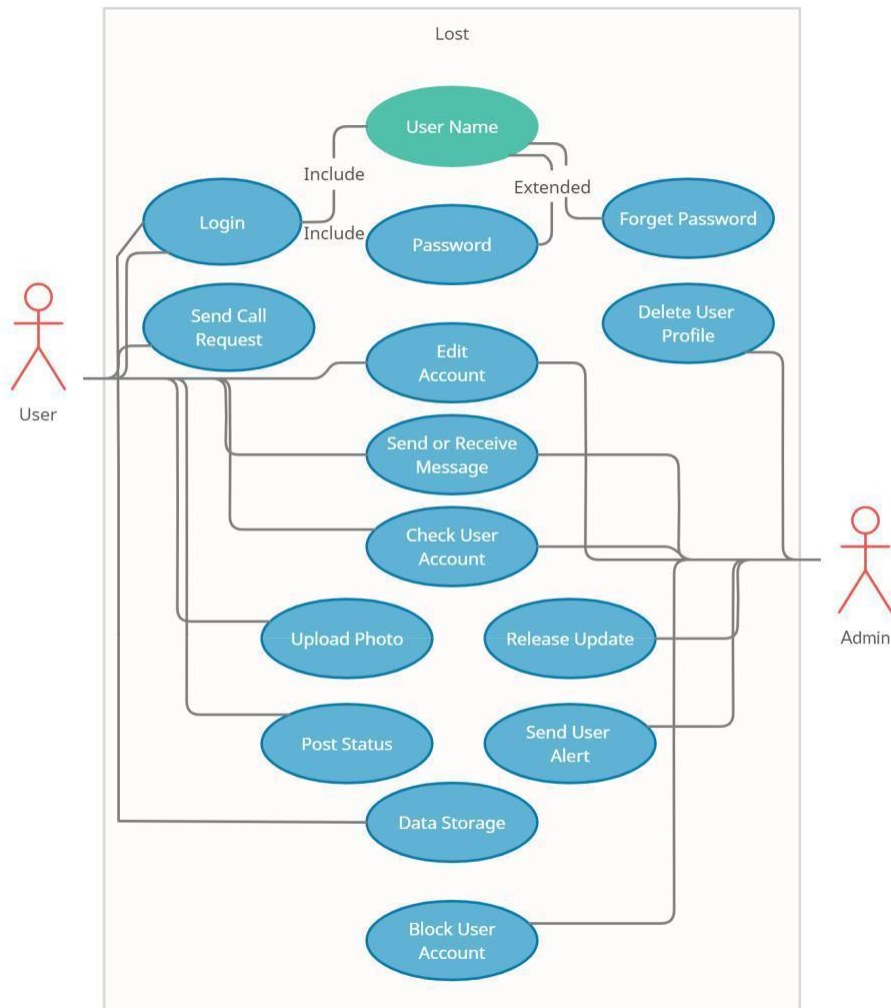


Figure 02: Use case Diagram

3.2 Use case Description

- I. **Login or Register:** This application has a login and registration system. The new users need to register with authorized email which will be verified by firebase. After the all process, then use email address and password then login
- II. **Send Call request:** Users can send call requests with victim people.
- III. **Edit Account:** Users can edit their profile.
- IV. **Check User Account:** A user can't check others' profiles. Only Admin can do this.
- V. **Upload Photo:** Users can update their profile.
- VI. **Delete Account:** Admins Can User Accounts.
- VII. **Release Update:** Admins will give updates whenever it's needed.
- VIII. **Send User Warning:** If any user does unethical activities or other users give a report about any user, the admins will send a user warning.
- IX. **Suspend Account:** Admins can suspend accounts of the users if they see any activities That is harmful.

3.3 Activity Diagram

Activity diagram is another important behavioral diagram in UML diagram to describe dynamic aspects of the system.

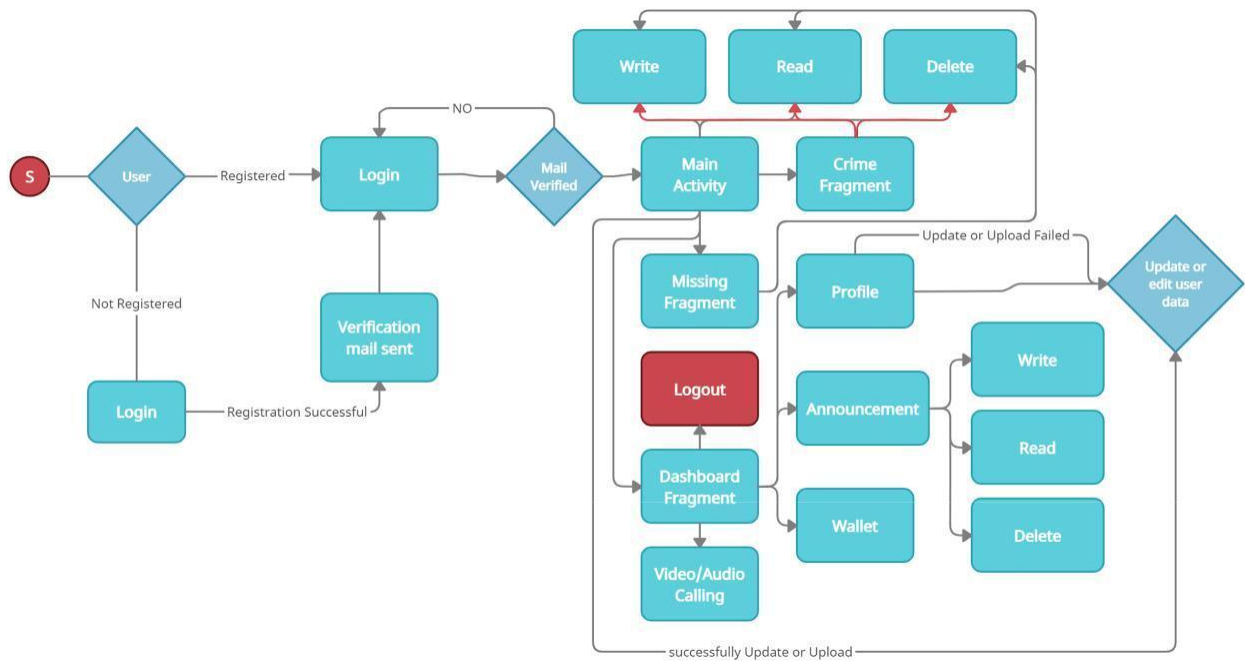


Figure 03: Activity Diagram

3.4 ER Diagram

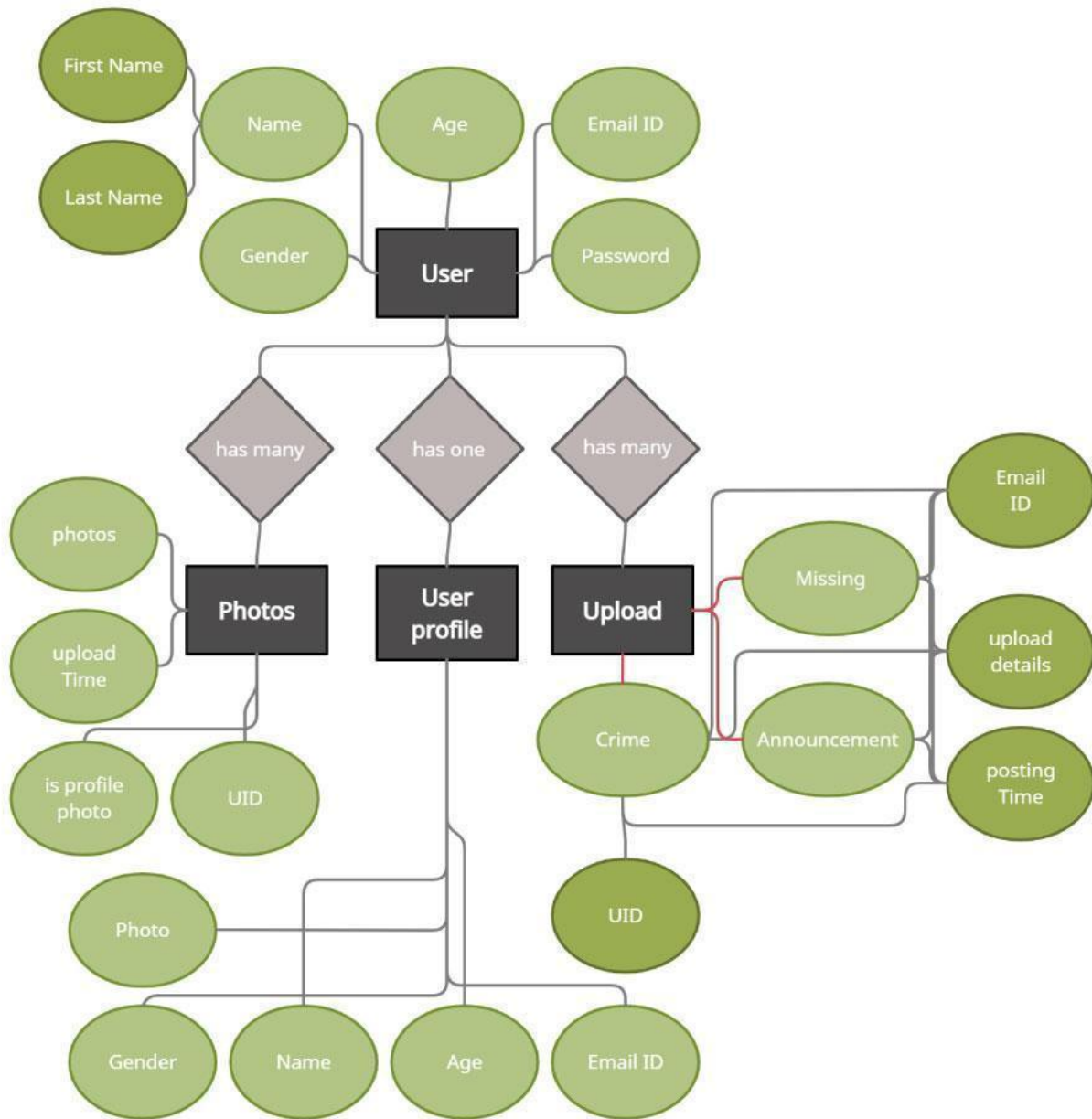


Figure 04: ER Diagram

CHAPTER 4: USER MANUAL

User Type:

- I. User Type A: Admin
- II. User type B: Registered User

4.1 User Type B: Registered Users



Figure 05: Welcome page

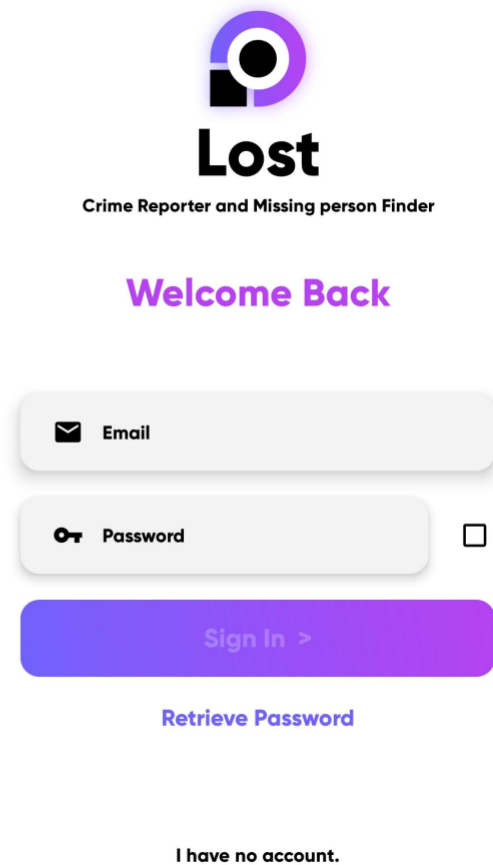
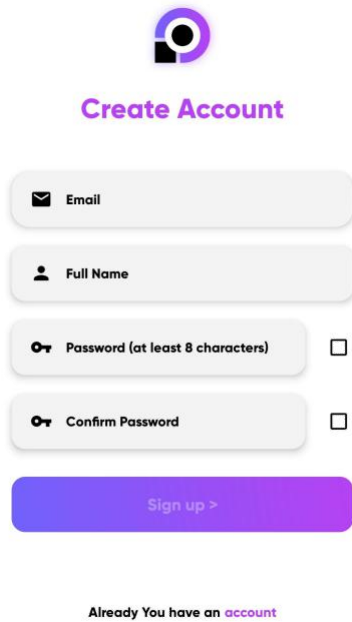



Figure 06: Login page

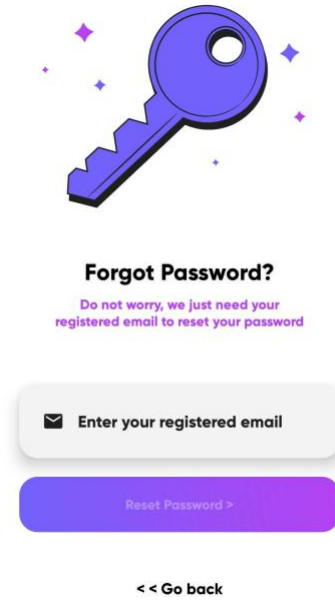




Create Account

[Sign up >](#)

Already You have an [account](#)

Figure 07: Registration page






Forgot Password?
Do not worry, we just need your registered email to reset your password

[Reset Password >](#)


[<< Go back](#)

Figure 08: Forgot password page

Missing

 **Sourav**
saha3516@gmail.com

Person name: Jone marden
Age: 36 Years Old
11:44 PM - 8th, Feb 2021



[More Details](#) [Help](#)



[Missing](#)  

Figure 09: Missing Page

Crime

 **Not Available**
Not Available

Criminal name: I don't know
Crime Type: Domestic abuse



[More Details](#) [Help](#)

 [Crime](#) 

Figure 10: Crime page

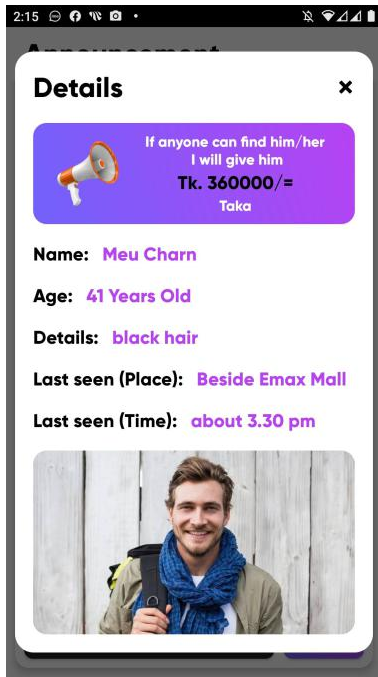


Figure 11: Full details dialog

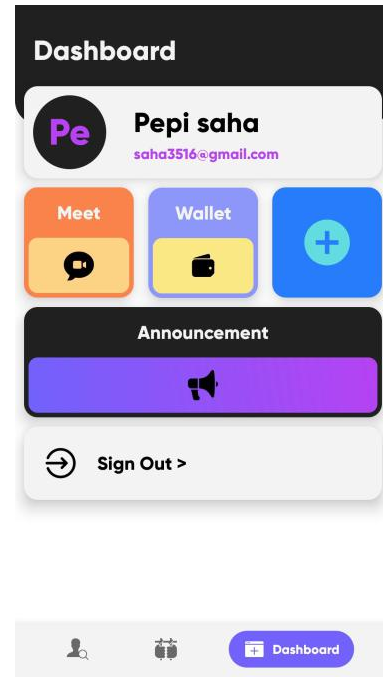


Figure 12: Dashboard page

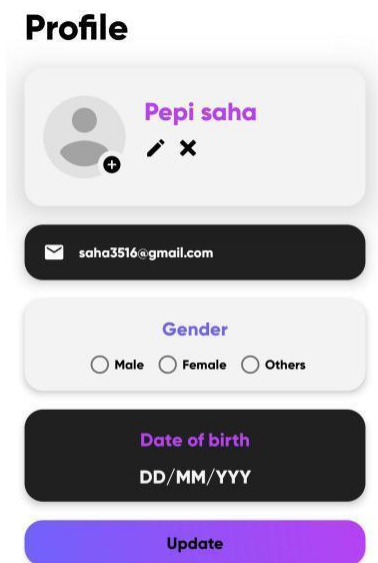


Figure 13: profile page

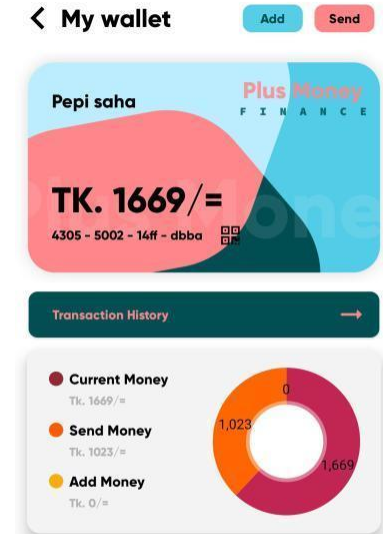


Figure 14: wallet page

Meet

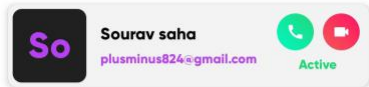


Figure 14: Meet page

Add Crime

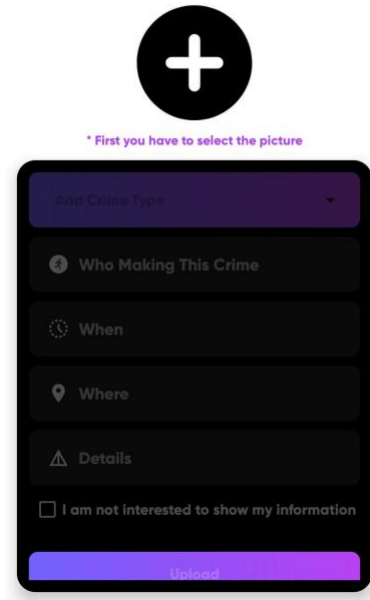


Figure 15: Add crime page

Add Missing Report

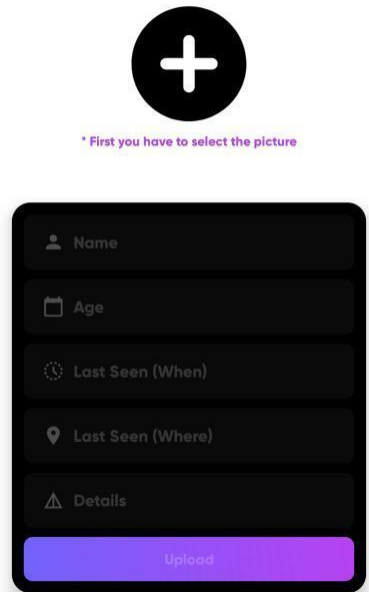


Figure 14: Add missing page

Publish announcement

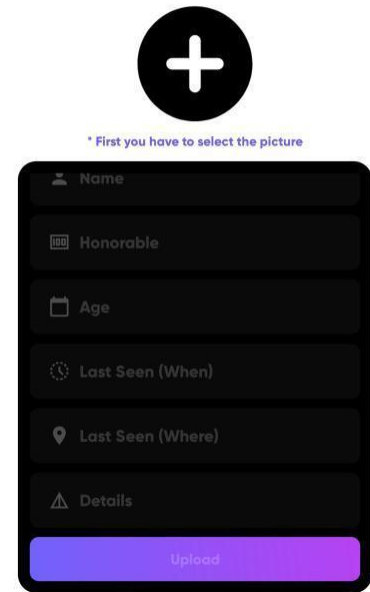


Figure 15: Add announcement page

