



Faculty of Engineering
Department of Textile Engineering

REPORT ON

“Study on Accessories and Accessories Related Problems with Remedies”

Course Title: Project (Thesis)

Course Code: TE 4214

Submitted By:

Golam Mostafa

ID: 171-23-4916

&

Nibedan Dey

ID: 171-23-4946

Academic Supervisor:

Abdullah Al Mamun

Assistant Professor

This Report Presented in Partial Fulfillment of the Requirements for the Degree of **Bachelor of Science in Textile Engineering.**

Advance in Apparel Manufacturing Technology

FALL-2020

LETTER OF APPROVAL

02 January 2021

To
The Head
Department of Textile Engineering
Faculty of Engineering
Daffodil International University
102 Sukrabad, Mirpur Road, Dhaka 1207

Subject: Approval of Internship Report of B.Sc. in TE program.

Dear Sir

I am just writing to let you know that, this internship report is prepared by **Golam Mostafa (ID: 171-23-4946)** and **Nibedan Dey (171-23-4946)** after accomplishing their two months internship at **Amazing Fashions Ltd.** The report is now completed for final evaluation. The whole report is prepared based on practical information, which were collected by the students during the tenure of internship. The students attentively worked in the industry with following the requirements and thus the report becomes vital to spark off much valuable information for the readers.

Therefore, it will highly be appreciated if you kindly accept this report and consider it for final evaluation.

Yours Sincerely,



Md. Abdullah Al Mamun
Assistant Professor
Supervisor

DECLARATION

We hereby declare that, this thesis named, “Study on accessories and accessories related problems with remedies” is our own & intrinsic work, which is being presented to our supervisor. We also declare that this work is made with fully documented information and has not been submitted for any formal purposes. If we had done anything, which causes infringement to the 1st declaration, the supervisor has the power to repeal our thesis report at any time. All the information with references in this thesis have been deeply acknowledged.

Name:	ID:	Signature
Golam Mostafa	171-23-4916	
Nibedan Dey	171-23-4946	

ACKNOWLEDGEMENTS

At first we would like to express our deep appraisal to Almighty for giving the opportunity & ability to accomplish our thesis entitled “Study on accessories and accessories related problems with remedies”.

We are grateful to our supervisor Mohammad Abdullah Al-Mamun Assistant Professor, Department of Textile Engineering, Faculty of Engineering, Daffodil International University. His unceasing patience, careful guidance, incessant encouragement, industrious supervision, formative criticism, golden advice, reading many inconvenient draft and correcting these at all stages have made it easy to complete this project.

We would like to thank to A L M Ziaul Hoque, Managing Director of ‘**Amazing Fashion Limited**’, who had given us the permission to complete our thesis project in this factory. We are also thankful to General Manager, Administration manager, Fabric Manager, Store Manager & Production manager who has given us the scope for collecting & getting data about our thesis project and who has helped us to complete our thesis project successfully.

We are deeply thankful to Md. Shahajalal Sobuz, Process Compliance Manager, who helped us in every way to complete our Thesis project.

We are grateful to have Md. Bazlur Rashid Samrat, Fabric Manager, as our supervisor in the factory, who has supervised us & his selfless supervision is helped us more to accomplish our thesis project more successfully.

We are so much thankful to our alumni brother Md. Sourab Hasan (22nd batch) who always helped us in every cumbersome time, when we face difficulties about our thesis topic. We are also thankful to our alumni brother Habibur Rahman (28th batch) for his helpful activities.

Finally, we must express our very implicit gratitude to our beloved parents for their immortal support and continuous fervor throughout all years of study & through the process of researching and making this project. This execution of this thesis project would have been possible for them. Thank you.

ABSTRACT

We selected our thesis topic entitled “Study on accessories and accessories related problems with remedies”, because accessories are part and parcel of a complete garments. Without accessories no garments item can be produced and it is totally impossible. Accessories can be as sewing accessories or as finishing accessories or either as packing accessories. There are many kinds of accessories like, Button, Zipper, many types of Label, Hang tag-String, Sewing Thread, Interlining, Velcro, many types of Poly-bag, Scotch Tape, different types of Cartoon, Plastic clip or hook, Safety pin, Twill or Neck Tape, Tissue paper, Draw-string etc. Accessories can be different types for different style. This all accessories are collected from buyer nominated supplier or from the suppliers who have the good relation with the factory. The whole accessories collecting process is done by the Merchandizing department. Then all the accessories are stored in Accessories Store Room. After that required amount of accessories are shifted to the Sewing Section, Finishing Section and Packing Section. But when problems are found in sewing, finishing or in packing like, broken accessories, less amount of accessories, wrong accessories for wrong style, inaccurate accessories supplying, delay accessories supplying, etc. can hamper the production of garments. This thesis project is all about different accessories, types of each accessories, problems of each accessories and solution of those problems during attaching & why accessories can be rejected in sewing, finishing or in packing.

Table of Contents

CHAPTER 1	1
INTRODUCTION	1
1.1 Background of the Study.....	2
1.2 Aim of the Project.....	2
1.3 Objectives of the Project	3
1.4 Importance of the project	3
1.5 Scope of the project	3
1.6 Limitations	4
CHAPTER 2	5
LITERATURE REVIEW	5
2.1 Accessories.....	6
2.2 Main Functions of Garments Accessories.....	6
2.3 Types of Garment Accessories.....	6
2.4 Trims	9
2.5 Supplying Sequence of Accessories	10
2.6 Approval of Accessories	11
2.7 Costing of Accessories.....	12
2.7 Order of Accessories.....	13
2.8 Supply of Accessories & Store in Storage Room.....	14
2.9 Accessories Supplying to Sewing, Finishing & Packaging	14
2.10 Outer Appearance of Accessories.....	15
2.11 Quality of Accessories	19
2.12 Importance of Accessories	19
2.13 Problems in Accessories, Accessories Supplying & Attaching	19
2.13.1 Problems in Accessories Supplying	20
2.13.2 Problems in Accessories	20
2.13.3 Problems in Accessories Attaching.....	20
2.14 Remedies of Above Problems	21
CHAPTER 3	22
METHODOLOGY	22
3.1 Accessories Used in AFL.....	23

3.2 Accessories Suppliers of Amazing Fashions Limited	24
3.3 Core Problems of Each Accessory	25
3.3.1 Problems in Sewing Thread	25
3.3.2 Problems in Buttons	27
3.3.3 Problems in Zipper	29
3.3.4 Problems in Velcro	30
3.3.5 Problems in Label.....	31
3.3.6 Problems in Interlining	34
3.3.7 Problems in Mobilon Tape	34
3.3.8 Problems in Neck Tape.....	35
3.3.9 Problems in Elastic	36
3.3.10 Problems in Draw-String	37
3.3.11 Problems in Hanger Loop.....	38
3.3.12 Problems in Lace Trims.....	39
3.3.13 Problems in Metal Sticker.....	40
3.3.14 Problems in Sealing Tape	40
3.3.15 Problems in Accessories for Surgical Mask Making	41
3.3.16 Problems in Heat Seal.....	43
3.3.17 Problems in Hang Tag	44
3.3.18 Problems in Hang-String	46
3.3.19 Problems in Safety Pin	47
3.3.20 Problems in Tag Pin	47
3.3.21 Problems in Silica Gel	48
3.3.22 Problems in Tissue Paper.....	48
3.3.23 Problems in Hanger	49
3.3.24 Problems in Plastic Hook & Clip	50
3.3.25 Problems in Tape.....	51
3.3.26 Problems in Polybag.....	51
3.3.27 Problems in Carton.....	52
3.3.28 Problems in Carton Sticker	53
3.4 Procedure after Accessories Coming	53
3.4.1 Action after Inspection	54

3.4.2 Action of Merchandiser after Getting Inspection Report	55
CHAPTER 4	56
RESULT & DISCUSSION	56
4.1 Common Problems We Had Found	57
4.2 Problems during Attaching for Inappropriate Accessories	57
4.3 Remedies of Those Problems & Discussion	58
CHAPTER 5	59
CONCLUSION	59

List of Figure		
Figure No.	Figure Name	Page No.
2.1	Different types of finishing accessories	08
2.2	Swatch card for accessories approval	12
2.3	Costing of accessories	12
2.4	Details of barcode label for supplier	13
2.5	Accessories store room	14
2.6	Outer appearance of accessories	18
3.1	Delivery list of sewing thread	26
3.2	Shade, tension & count problem in sewing thread	27
3.3	Styling, logo-print & shade problems in button	28
3.4	Requirement problem in zipper	29
3.5	Appearance of Velcro	30
3.6	Main label	31
3.7	Composition label	31
3.8	Different size label	31
3.9	Care label in garments	32
3.10	Flag Label	32
3.11	Barcode label in garments	32
3.12	Special label in garments	32
3.13	Barcode number, styling, composition & size problems in label	33
3.14	Interlining used in garments	34
3.15	Mobilon tape in garments	34
3.16	Neck tape in garments	35
3.17	Styling problem in neck tape	35
3.18	Elastic for garments	36

3.19	Styling & printing problems in elastic	36
3.20	Drawstring for garments	37
3.21	Uneven stripe shade & requirement problems in drawstring	37
3.22	Hanger loop in garments	38
3.23	Styling problem in hanger loop	38
3.24	Lace trims in garments	39
3.25	Styling problem in lace trims	39
3.26	Metal sticker for garments	40
3.27	Sealing tape	41
3.28	Surgical mask	41
3.29	Ear loop for surgical mask	42
3.30	Nose bar of surgical mask	42
3.31	Heat seal	43
3.32	Quality problem in heat seal	43
3.33	Different hang tags in AFL	44
3.34	Different hang tags for garments	45
3.35	Barcode number, styling, composition, size problem in hang tag	45
3.36	Hang-String	46
3.37	Styling problem in hang-string	46
3.38	Safety pin in garments	47
3.39	Tag gun & tag pin	47
3.40	Silica gel	48
3.41	Tissue paper	48
3.42	Styling problem in tissue paper	49
3.43	Hanger for garments	49
3.44	Plastic hook & plastic clip	50
3.45	Styling problem in plastic hook	50
3.46	Different types of tape	51
3.47	Different types of polybag	52
3.48	Inner carton & master carton	52
3.49	Carton Sticker	53
3.50	Inspection report of coming accessories	54

List of Table		
Table No.	Table Name	Page No.
2.1	Differences between trims & accessories	10
3.1	Accessories supplier of amazing fashions limited	25

CHAPTER 1

INTRODUCTION

1.1 Background of the Study

The initial step of a textile student in professional life is project, particularly in apparel sector. A successfully effective process of a specific or determined topic for a project from apparel sector is an essential part of study for a textile student. Accessories are very important for apparel sector. So doing a project about accessories are too much informative, profitable & helpful for us. Because in our university, we had learnt about accessories in theoretical way. So it would only provide accomplishment of mechanical features & processing system of the accessories in accomplishment of the theory but not of the situational variables to achieve practical knowledge.

Accessories are playing a vital & major role in Ready Made Garments sector. Because without accessories, it cannot be possible to produce a garment in anyway. Though we can imagine a garment product without accessories theoretically only, but it will be just a design less, forbidding, heinous & foul product, which can't be accepted by any authorized organization. So we can't imagine a garment product without accessories or help of accessories.

A thesis paper is known as a research paper that provides sufficient & reasonable information about particular topics. Our thesis paper contains accessories, supply of accessories and accessories related problems with remedies.

Accessories has been with us seen the dawn of Textile Sector. Since then, development of different accessories has been done and we have gotten different style & design of accessories. Production of garments depend on the type & design of accessories. Again production of garments can be depended on amount of accessories, shipment of accessories and problems in accessories. It is important to maintain perfect shipment of accessories, supplying perfect amount of accessories and make solutions of each problems. So we have selected this as our thesis project. Therefore, a study was carried out in the garment industry named **Amazing Fashion Limited, Bangladesh** at sewing section, finishing section & packaging section to identify the types, problems and solutions of those problems of accessories.

1.2 Aim of the Project

In this study we would try to collect information about various types of accessories, importance of accessories, problems related with accessories that garment industries face during the garment production. We also try to figure out some major problems which are occurred during sewing, finishing and packaging. Then we would try to find out their root causes and also try to find remedies.

1.3 Objectives of the Project

- To know about different types of accessories and also the types of each accessories.
- To know the problems related with accessories.
- To identify the reasons of those problems and solve this.
- To know which accessories are more important for making a full garment
- To know the supplying process of accessories (supplier to accessories store and accessories store to sewing, finishing & packaging section)
- To have knowledge about the dealing of merchandizer with supplier of accessories.
- To get a proper idea about the whole ‘Sector of Accessories’

1.4 Importance of the project

We confidently ensure that, our thesis project will provide a profound knowledge about accessories, supplying process of accessories, problems faced by sewing, finishing & packaging department and their causes and remedies of a garments industry. This paper has been made for those people who require an introductory knowledge about accessories, accessories related problems with their causes and remedies. This paper will be helpful for all textile students, especially for those who will work about accessories. This paper must be more useful because it is making out with some important, informative and practical information.

1.5 Scope of the project

- To analyze the types of each accessories.
- To analyze each accessories with funded meaning.
- To reduce problems during sewing, finishing & packaging.
- To reduce time of supplying delay of accessories.

- To analyze about the supply chain related with accessories.
- To analyze the dealing of merchandizer with accessories supplier.

1.6 Limitations

We have faced some limitations during our thesis period. Those are –

- We can't compile all data due to some limitation.
- We have limited time to research this topic.
- Lack of brief information about accessories.
- There is no special training department for study.
- Changing the style and arrangement of garments.
- Limitation of limited accessories.

CHAPTER 2

LITERATURE REVIEW

2.1 Accessories

A garment is produced not only from the apparel fabric (knit, woven or non-woven) but also several accessory items. Fabric is the fundamental component in garment manufacturing. Without fabric of garment, the other components are known as garment accessories. So we can surely say that, the materials or components without the main fabric used in the garments are known as **garment accessories**. These have to be selected in such a way that they fill in the outer fabric both aesthetically, in terms of decoration, and practically, in terms of assuring that the garment performs as prospective in its desired end use. Different kinds of accessories are used on garments, some are part of the garments like as buttons, zippers, interlining etc. while others are used for decorating and promoting the product appearance such as sequins, embroidery etc.

2.2 Main Functions of Garments Accessories

Accessories are used to fill various functions of a garment. Some of the functions are given below:

- Garments accessories at times conduct as a decorative material.
- Accessories can make a garment more fit & suitable to wear.
- Accessories are used to build the garments more flexible.
- Accessories help to assure the garments durability.
- To fulfil customer demand, several types of accessories are used.

2.3 Types of Garment Accessories

Depends on visibility accessories can be classified as:

- 1) Visible Accessories
- 2) Invisible Accessories

- **Visible Accessories:** Visible accessories can be seen from the outside of the garments e.g. Button, Sewing Thread, Zipper, Velcro, Different types of Label, Hang Tag etc.
- **Invisible Accessories:** They cannot be seen from outside of the garments e.g. Interlining, waist band elastic, invisible zipper, mobilon tape etc.

Depends on their function & their purpose of use accessories can be classified as:

- 1) Basic / Garments accessories
 - 2) Decorative accessories
 - 3) Finishing accessories
 - 4) Packaging accessories
- **Basic / Garment Accessories:** Basic or garment accessories are the fundamental accessories of a garment. Sometimes it is not possible to produce a garment without basic accessories. Some of the basic accessories are given below –

- Sewing Thread
- Zipper
- Button
- Label
- Draw-String
- Pocketing fabric
- Lining
- Interlining
- Velcro
- Elastic
- Metal Sticker
- Logo Print
- Toggle
- Sealing Tape
- Collar bone etc.

- **Decorative Accessories:** This type of accessories are used to increase the appearance and to make the garments more enchanting & attractive. Some of the decorative accessories are given below-

- Piping
- Buttonhole tape

- Ribbed tape
- Seaming tape
- Welt tape
- Ribbon
- Twill tape
- Sequins / Panel
- Various types of Lace etc.

➤ **Finishing Accessories:** This type of accessories is used in the garments finishing section. Finishing accessories are mainly non-fabric components and basically, they don't belong to garments when it is used. Some of the finishing accessories are given below-

- Hanger
- Hang tag
- Size tag
- Price tag
- String
- Tissue paper
- Sticker
- Plastic clip
- Scotch tape
- Safety pin
- Brass Pin
- Neck board
- Butterfly
- Size Clip
- Tag pin



Figure 2.1: Different types of Finishing Accessories

➤ **Packaging Accessories:** This type of accessories is used in garments packaging section. Packaging accessories are used before shipment. That means, these accessories are all about packaging of garments for easy shipment. Some of the packaging accessories are given below-

- Poly bag
- Mini poly bag
- Blister poly bag
- Scotch tape
- Gum tape
- Inner cartoon
- Master cartoon
- Sticker

2.4 Trims

The raw materials which are adjoined with base fabric are known as trims. That means accessories that are attached with base fabric is called trim.

Here we want to say that, accessories and trims are not the same thing. But there are a confusion among those people who works with accessories & trims. Even many people have not the minimum knowledge about, ‘what is accessories or what is trim’, who works in garments trade for so many years. Many people don’t know the differences between accessories and trims. There are lot of differences between accessories and trims. They are –

SI No	Subject	Accessories	Trims
01	Technical Definition	All components used to make the garments during garment finishing & packing, not by sewing.	Components always attached with main fabric during sewing, not in garments finishing & packing.
02	Area	All accessories are not trims	All trims are accessories
03	Price	Can be cheap or costly	Usually costly
04	Life Time	Not necessary for those which are not trims	Might be equal or more than main fabric
05	Essentiality	May be essential or not	Essential component of garment

06	Key Point	Accessories are used as decorative intention.	Trims are used as functional intention.
----	-----------	---	---

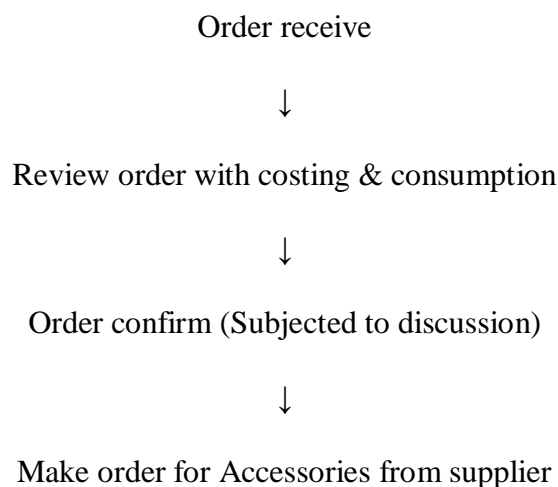
Table 2.1: Differences between Accessories and Trims

Examples of trims: Sewing thread, zipper, button, interlining, draw-string, elastic, Velcro, twill tape, neck tape, mobilon tape, button-hole tape, ribbon, different types of label etc.

Examples of accessories: Hanger, Hang tag-string, Size tag, Price tag, Tissue paper, Sticker, Plastic clip, Scotch tape, Safety pin, Neck board, Arrow Sticker, Numbering Sticker, Size Clip, Tag pin, Poly bag, Mini poly bag, Blister poly bag, Scotch tape, Gum tape, Inner cartoon, Master cartoon etc.

2.5 Supplying Sequence of Accessories

In ready-made garments factory, accessories are supplied from buyer nominated supplier or own choice supplier of garments factory. Basically order is received by merchandizers and they review it with costing & consumption. Then they confirm the order with subject to discussion. After confirming order, merchandizers make order for accessories from supplier. If the supplier confirm the order, the shipment of accessories should be done according to the quantity and quality of the accessories. Then accessories are stored in Accessories Store Room and then accessories are supplied to sewing section, finishing section & packaging section.





2.6 Approval of Accessories

Generally in garments factory, after getting initial order of a style of garment, merchandizer have ordered the sample of accessories from the supplier and sent those accessories to the buyer. If the buyer approval has been complete, then the different accessories for different styles of a garment has been ordered from supplier for bulk production. If the sample accessories don't match with buyer requirement, then the accessories have not approved. So actual accessories should be sent to the buyer. Different swatch card for different style of garments have been sent to the buyer. For example, swatch card of **Care label for approval & Trims card for approval** from Amazing Fashions Ltd. (AFL) are given here -



2.7 Order of Accessories

After approving order of a garment, total number of accessories have been ordered from supplier. The accessories have been ordered according to the buyer requirement. As an example for Barcode Label, it is ensured by merchandizer to the supplier that fabric type, barcode number, style code, size number and other details must present in Barcode Label. Due to technical reasons, supplier get a tolerance of ± 1 mm would be allowed on measures indicated by merchandizers in sizes of Barcode Label. Supplier has also informed that, merchandizers order has been definitely registered in their system.

According to the merchandizer requirement, supplier have supplied Barcode Label. By this way all the accessories have supplied according to the user name, order number, customer code, size, style code and quantity. Shipment of accessories have done within 5 working days.

Rimon Hossain

From: e2k_server@etichetta2000.it
 Sent: Saturday, June 27, 2020 3:33 PM
 To: arifa.salam@fareastbd.com
 Cc: mudasser.khayer@fareastbd.com; nazmul@fareastbd.com; roiny@fareastbd.com; tuhin@fareastbd.com; hasan.mr@fareastbd.com; sujan.mr@fareastbd.com; e2k.dekho@fabd.com; rachele.caigaro@etichetta2000.it
 Subject: BA OVS ORDER N°20200627051037787C59062 202TRO076PF-223

Dear Sirs,
 Gruppo Grafico Etichetta 2000 informs you that your order has been definitely registered in our system and it will be shipped to you within 5 working days starting from the day after this e-mail notification.
 Pls note that, due to technical reasons, a tolerance of ± 1 mm shall be allowed on the measures indicated by us.
 Here below pls find the details of your order for your easy check:

Customer Code: 44333

Order Number	Label Name	Qty	Size	USD Each	USD	Fabri Type
20200627051037787C59060 20200627051037787C59061	OVS INSTITUTIONAL COMPOSITION 35	30452	35x058mm	0,013564	413,050928	NORM WASH
				USD:		
				413,050928		

UserName	Style Code	Barcode	Quantity	Size	Details
Amazingfashion	202TRO076PF-223	8058326697819	6120	35x058mm	100% COTTON FABRIC NORMAL WASH MAXIMUM WASHING TEMPERA 30°C - MILD PROCESS DO NOT BLEACH DO NOT TUMBLE DRY LINE DRYING IRON AT MAXIMUM SOLE PL TEMPERATURE OF 150°C DO NOT DRY CLEAN MADE IN BANGLADESH
Amazingfashion	202TRO076PF-223	8058326697826	6120	35x058mm	100% COTTON FABRIC NORMAL WASH MAXIMUM WASHING TEMPERA 30°C - MILD PROCESS DO NOT BLEACH DO NOT TUMBLE DRY LINE DRYING IRON AT MAXIMUM SOLE PL TEMPERATURE OF 150°C DO NOT DRY CLEAN MADE IN BANGLADESH
Amazingfashion	202TRO076PF-223	8058326697833	6120	35x058mm	100% COTTON FABRIC NORMAL WASH MAXIMUM WASHING TEMPERA 30°C - MILD PROCESS DO NOT BLEACH DO NOT TUMBLE DRY LINE DRYING IRON AT MAXIMUM SOLE PL TEMPERATURE OF 150°C DO NOT DRY CLEAN MADE IN BANGLADESH

					100% COTTON MAXIMUM WASHING TEMPERA 30°C - MILD PROCESS DO NOT BLEACH DO NOT TUMBLE DRY LINE DRYING IRON AT MAXIMUM SOLE PL TEMPERATURE OF 150°C DO NOT DRY CLEAN MADE IN BANGLADESH
Amazingfashion	202TRO076PF-223	8058326697840	6120	35x058mm	100% COTTON FABRIC NORMAL WASH MAXIMUM WASHING TEMPERA 30°C - MILD PROCESS DO NOT BLEACH DO NOT TUMBLE DRY LINE DRYING IRON AT MAXIMUM SOLE PL TEMPERATURE OF 150°C DO NOT DRY CLEAN MADE IN BANGLADESH
Amazingfashion	202TRO076PF-223	8058326697857	5972	35x058mm	100% COTTON FABRIC NORMAL WASH MAXIMUM WASHING TEMPERA 30°C - MILD PROCESS DO NOT BLEACH DO NOT TUMBLE DRY LINE DRYING IRON AT MAXIMUM SOLE PL TEMPERATURE OF 150°C DO NOT DRY CLEAN MADE IN BANGLADESH

Email automatica inviata da E2K Online
 Supplied by Dekko Accessories

Figure 2.4: Details of Barcode Label for Supplier

2.8 Supply of Accessories & Store in Storage Room

Supplier supply the accessories in time according to the buyer requirement with required quantity & quality. After the shipment of accessories, all the accessories are stored in store room. In store room, there are different places for each buyer to store their accessories. After the shipment, quantity and quality is checked and if any problem has been found, store room in-charge informed to the merchandizers.



Figure 2.5: Accessories Store Room

2.9 Accessories Supplying to Sewing, Finishing & Packaging

After storing & checking the accessories in the store room, accessories are supplied to the sewing, finishing & packaging section according to the quantity. Basically almost 5% more sewing accessories and 3% more finishing & packaging accessories are supplied to those sections. Then all the accessories are distributed to the operator or worker according to their working process. Some accessories can be as long form e.g. lace, hanger loop, elastic, neck tape, twill tape mobilon tape etc. These accessories are cut by helper or worker as the required measurement and supplied to the operator except mobilon tape. Mobilon tape is cut by sewing machine during stitching by sewing operator.

2.10 Outer Appearance of Accessories



Sewing Thread



Buttons



Interlining



Zipper




Gum Tape



Draw-String




Mobilon Tape




Sealing Tape




Heat Seal



Hang-String



Neck Tape



Swatch Card



Master Cartoon



Blister Polybag



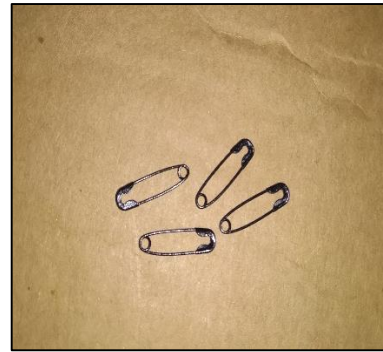
Poly Bag



Mini Poly Bag



Plastic Hook



Safety Pin



Size Sticker



Plastic Clip



Scotch Tape



Cartoon Sticker



Size Label



Hanger Loop

2.11 Quality of Accessories

Quality is more essential for customer impregnation. Good quality raises demand and value of apparel products. It increases reputation, fame and goodwill for garments accessory manufacturer. Accessories play an important role in garments manufacturing. If accessories are not matched with the finished garment products then all will be wasted. So it needs to provide profound concern on apparel manufacturing.

It needs to be careful in all the sectors of apparel manufacturing. But during working with accessories in sewing, finishing and packaging, it is too much important. A single fault could be rejection of garments. All the accessories which use for making a garment should be qualified for use. Quality control section should be careful during a garment manufacturing. The main point is that, good quality accessories should be supplied to the apparel manufacturing companies.

2.12 Importance of Accessories

Accessories control the apparel quality effectively. Accessories give the garments a sustainable look, property specification, specification of garments value and help the garments for easy shipment. Customer attraction on garments product also depends on different accessories.

Garment accessories have also their own magnificence to give fashionable, stylish and trendy look to the fabric and other products. But accessories give much importance to consumer's intrinsic style, taste and preferences. They also offer unlimited chances for clothes, helping consumer to do the best of each item consumer have. Garments take up more space physically in consumer's closet and clothes, but accessories are important details to fulfill each appearance. Accessories are as important as clothing, offering a whole new chance to express themselves. With accessories, consumer can make an abundant style waves up from head to toe.

2.13 Problems in Accessories, Accessories Supplying & Attaching

Sometimes problems are found in accessories. Again sometimes there are some problems which are happening during supplying of accessories. Some problem are happening during accessories attaching.

2.13.1 Problems in Accessories Supplying

- Broken accessories supplying
- Less amount of accessories supplying
- Supplying of wrong accessories for wrong style
- Inaccurate accessories supplying
- Delay accessories supplying
- Supplying accessories of wrong size
- Mistake in shipment date; though it's a rare case.
- Lost or damaged accessories during supplying etc.

2.13.2 Problems in Accessories

Many problems are found in Store room during checking of accessories. They are –

- Broken accessories
- Shade variation in accessories
- Wrong printing of hang tag
- Barcode mistake in barcode label
- Styling problems
- Frayed polybag or cartoon
- Quality problem of different accessories
- Less strength of sewing thread
- Printing Mistake on elastic etc.

2.13.3 Problems in Accessories Attaching

Following problems are caused during accessories attaching –

- Sewing mistake for low quality sewing thread
- Needle breaking during metal sticker attaching
- Wrong barcode label & size label attaching for wrong style
- Button attaching on wrong position
- Wrong hang tag attaching for wrong style
- Wrong sticker of specification attaching for wrong cartoon

2.14 Remedies of Above Problems

All the problems have the specific solutions. All the problems can be minimized by accurate planning and execution. Remaining careful is the main solutions of those problems. Supplier should supply accurate number of accessories, minimize shipment delay, provide good quality accessories, and provide accessories for accrual size & style. Then it is possible to minimize the problems of accessories. Problems during accessories attaching can be minimized by increasing carefulness. Worker unrest should be minimized. Then they can concentrate during accessories attaching.

CHAPTER 3

METHODOLOGY

We have worked at Amazing Fashions Ltd. (BD) in accessories and trimmings segment and after completing those segment, we have known details about accessories and trimmings. We also have found many problems related with accessories and trimmings in sewing, finishing & packaging and have tried to find solutions of those problems.

At the beginning of our project, we are introduced to the in-charge of the accessories store room by admin of Amazing Fashions Limited. The in-charge was too helpful and helped us to experience with different types of accessories and to find the problems of those accessories.

3.1 Accessories Used in AFL

Amazing Fashions Ltd. (AFL) is a knit garments factory. So here, woven based accessories and trimmings have not used. The accessories which are used in AFL are listed below:

- Sewing Thread
- Buttons
- Zipper
- Interlining
- Velcro
- Various Types of Label
- Mobilon Tape
- Neck Tape
- Gum Tape
- Scotch Tape
- Hang Tag
- Hang-String
- Draw String
- Hanger
- Hanger Loop
- Safety Pin
- Plastic Hook

- Plastic Clip
- Mini Polybag
- Polybag
- Blister Polybag
- Inner Carton
- Master Carton
- Heat Seal
- Sealing tape
- Nose Bar
- Ear Loop
- Metal Sticker
- Carton Sticker
- Elastic
- Silica Zell
- Tag Pin
- Tissue Paper
- Lace etc.

3.2 Accessories Suppliers of Amazing Fashions Limited

SL. No	Supplier	Supplied Accessories
01	Supreme Accessories Ind. Ltd.	Tube Draw-String, Tipp Draw-String, Hanger Loop
02	MS Sumon & Brothers	Eyelet, Snap & Metal Button
03	South China Accessories Ltd.	Logo eyelet Button
04	Angel Buttons Ltd.	Others Button
05	D.H. Enterprise	Draw-String (Tipp), Elastic
06	Young Labels Ltd.	Tag (OVS) & Care Label
07	Zdd Industries Ltd.	Zipper
08	Babylon Trims Ltd. and Montrims Ltd.	Master & Inner Cartoon, Polybag & Blister Polybag

09	Bellwoven Bangladesh	Label (Karstadt)
10	Kawn BD	Tissue Paper, Plastic Hook & Clip, Silica Zell, Tag Pin
11	Universal Yarn Dyeing Ltd.	Sewing Thread
12	Shanghai Qiubai Trading	Lace Trims
13	Meister International	Main Label, Size Label
14	Dekko Accessories Ltd.	Main Label, Size Label, Special Tag, Care Label, Price Tag
15	Indesore Accessories Ltd.	Flag Tag, Neck Tape

Table 3.1: Accessories Supplier of Amazing Fashions Limited

3.3 Core Problems of Each Accessory

Now here we discuss about the supplying system, supplying problems, physical problems, attaching problems, reasons behind the problems of each and every accessories & trimmings which we had found in Amazing Fashions Ltd.

3.3.1 Problems in Sewing Thread

In Amazing Fashion Limited, sewing thread is collected from Universal Yarn Dyeing Ltd. which is a sister concern of Amazing Fashion Limited. Sewing thread color, thread count & composition of sewing thread are varied according to the buyer requirement. In Amazing Fashion Limited there are different work order for different sewing thread according to the thread color, base fabric color swatch, order quantity, thread per body, thread cone quantity, and thread count & composition of sewing thread.

A delivery list of sewing thread to Amazing Fashion Limited for different style of garments of **TOPTEN** is given here –

UNIVERSAL
YARN DYEING LIMITED

Head Office : House # 445, Road # 07, DOHS, Barishala, Dhaka-1206,
Tel : (+880-2) 8419058, 8416614, Fax : (+880-2) 8419971, E-mail : info@universal.com
Factory : SSC Industrial Estate, Torsho, Kancha, Tangal
Tel : (880) 921 62340 Fax : (880) 921 62341, E-mail : universal@forestad.com

DELIVERY CHALLAN Party Copy

CLIENT : Amazing Fashions Ltd CHALLAN NO: 22535
 CONTACT PERSON : MR. Shuvo DATE: 28.11.2020
 DELIVERY ADDRESS : D. Dagar, Dulara, M.D. GATE PASS NO: 11908
Geniper TRUCK NO: _____

BUYER ORDER NO:	BUYER ORDER REF: <u>TOP TEN</u>	BUYER ORDER DATE:
LC ISSUING BANK:	LC NO. & DATE:	INVOICE NO & DATE:
NAME OF DRIVER:	TRUCK NO:	DRIVER SIGN. & MOB NO:

Sl. No.	UYDL W/O	Count	Color	Quantity	No. of Bags	No. of Batches	Remarks
01	9732	50/25T	Beige	173	04	B-30789	MSBQT32101F
02	"	"	"	143	04	B-30790	"
03	"	"	Black	326	07	B-30549	"
04	"	"	Blue	264	06	B-30706	"
05	"	"	Charcoal	360	08	B-30797	"
06	"	"	Cream	240	05	B-30838	"
07	"	"	Cream	240	05	B-30911	"
08	"	"	Cream	240	05	B-30912	"
09	"	"	Green	240	05	B-30670	"
TOTAL				2254	49		

Received on behalf of Universal Yarn Dyeing Ltd. Received the above commitment in good condition

Security No: _____ Date: 28/11/2020
 Prepared by: _____ Checked by: _____ D.G.M. Technical
 Head of Factory/G.M. Buyer/Receiver Signature
 Mob No: _____

Figure 3.1: Delivery List of Sewing Thread

In AFL we had found below problems of sewing thread:

- Some sewing thread have the shade or color variation problem as it doesn't match with base fabric of garment.
- Some sewing thread have less tensile strength. As a result thread breakage is happened during sewing and it can't hold the stitched seam securely during wash and wear.
- Some sewing thread are not uniform, non-torque and fault free. So that sewing thread can't pass freely through the small eye of the needle.
- Less smooth surface of some sewing thread increases the friction among the needle and the material during high-speed sewing.
- Elasticity of some sewing thread isn't match the elasticity of the fabric being sewn.
- Some sewing thread have less resistance to heat for which sewing thread is damaged by the heat generated from needle.
- Some sewing thread have hairiness problem which can affect the appearance of the seam.

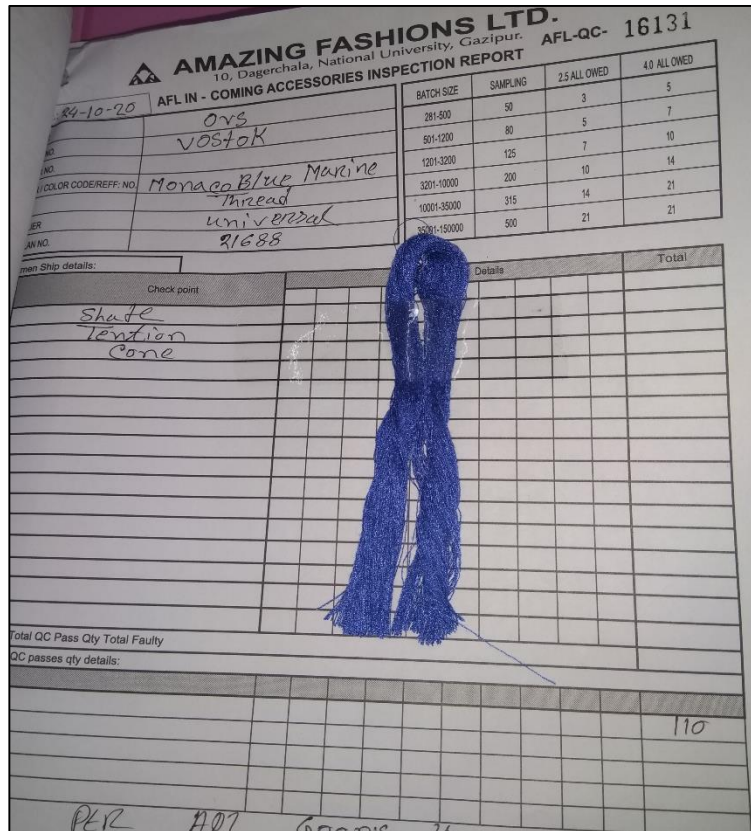


Figure 3.2: Shade, tension & count problem in Sewing Thread

3.3.2 Problems in Buttons

Buttons are supplied by South China Accessories Ltd., MS Sumon & Brothers and Angel Buttons Ltd. in Amazing Fashions Limited and buttons are classified as following types -

- According to Ligne Number
- According to Material Used
- According to No. of Hole

According to ligne number, in Amazing Fashions Limited, maximum time 14 L, 16 L, 18 L, 20 L buttons are used for functional purposes and sometimes 26 L, 28 L, 30 L, 32 L, 34 L, 36 L buttons are used decorative purposes.

According to material used, in Amazing Fashions Limited, following buttons are used –

- Plastic button
- Metal button
- Eyelet button

- Snap button
- Wooden button
- Horn button
- Chalk button
- Pearl button
- Printed button

According to number of hole, in Amazing Fashions Limited, according to the number of holes following buttons are used –

- 2 Holes Button
- 4 Holes Button

In AFL we had found below problems in buttons:

- Broken buttons are supplied by suppliers.
- Styling problem was found during inspection after coming buttons.

AMAZING FASHIONS LTD.
10, Dageerchata, National University, Campus
AFL-QC-19740

DATE: 14.11.20
AFL IN - COMING ACCESSORIES INSPECTION REPORT
Inspector: Karstaaf
Batch No: Karstaaf-046

BATCH SIZE	SAMP. NO.	ALLOWED	4 H. HOLE
30000	91	3	1
30000	91	1	1
150000	105	1	0
150000	100	0	0
150000	75	0	2
300000	50	7	2

ITEM: 06
COLOR/COLOR CODE/REF. NO.: 12 Chalk logo button
SUPPLIER: ANSHEE Button
CHALLENGE: 12667

Size wise Defects Details

Check point	Size wise Defects Details	Total
Styling Logo Shade	Yellow, Blue, Red, Pink	4
Broken Buttons	Yellow, Blue, Red, Pink	4

Total QC Pass Qty Total Faulty: 259200

Size wise Defects Details

Check point	Size wise Defects Details	Total
Styling Logo Shade	Yellow, Blue, Red, Pink	4

Comments: AS PER AQL GOODS ARE FAILED due to problem of shade

Signature: (S. K. Rahman) / (S. K. Rahman)

AMAZING FASHIONS LTD.
10, Dageerchata, National University, Campus
AFL-QC-16432

DATE: 05.11.20
AFL IN - COMING ACCESSORIES INSPECTION REPORT
Inspector: Karstaaf
Batch No: brs21130043

BATCH SIZE	SAMP. NO.	ALLOWED	4 H. HOLE
30000	91	3	1
30000	91	1	1
150000	105	1	0
150000	100	0	0
150000	75	0	2
300000	50	7	2

ITEM: Horn button
COLOR/COLOR CODE/REF. NO.:
SUPPLIER:
CHALLENGE: 1052

Size wise Defects Details

Check point	Size wise Defects Details	Total
Styling Logo Shade	Yellow, Blue, Red, Pink	4

Total QC Pass Qty Total Faulty: 2761800

Size wise Defects Details

Check point	Size wise Defects Details	Total
Styling Logo Shade	Yellow, Blue, Red, Pink	4

Comments: AS PER AQL GOODS IS

Figure 3.3: Styling, logo-print & shade problems in Buttons

- We had seen the shade variation problem from one to another in same type of buttons.
- We had found inaccurate logo or print on buttons of same type.

- We observed that some buttons had sharp edges which is the cause unexpected problems.
- Some buttons have minimum fitful shape which causes the incorrect attaching of buttons.
- Sometimes buttons with two or more materials become detached.
- Buttons made of coconut, wood or shell are destructed by normal wash & wear.
- Buttons corresponding food allures children to chew on the button and thread which is the cause to thread being cut by the child's teeth.
- Buttons placed in wrong positions that are not comfortable to the wearer e.g. back of babies items.

3.3.3 Problems in Zipper

In Amazing Fashions Limited, zippers are mainly collected Zdd Industries Ltd. or directly from different companies of China. Two types zipper are mainly used in AFL –

- Metal Zipper
- Coil Zipper

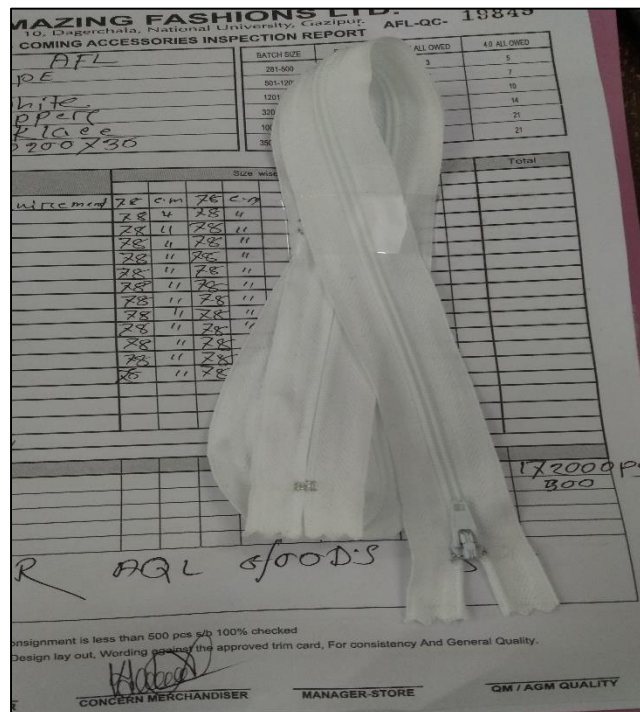


Figure 3.4: Requirement problem in Zipper

In AFL we had found below problems in Zipper:

- We have found attaching problems due to shortage dimension of the length of zipper and width of tape.
- Sometimes the upper and lower stop edges of zipper is not securely sewn.
- We have found the color variation problem between chain and zipper.
- The shape or dimension and color of the zipper is changed by ironing in finishing section.
- Sometimes the slider is not run easily or locks to the zipper and it has to break.
- Sometimes operators are attaching the chain with garments opposite to the direction of slider and it crates huge problems.

3.3.4 Problems in Velcro

In Amazing Fashions Limited, Velcro is mainly used in trousers and baby items. Velcro is supplied by D.H. Enterprise.



Figure 3.5: Appearance of Velcro

In AFL we had found below problems in Velcro:

- Velcro is not suitable for light weight garments, because of high thickness.
- Efficiency reduces because of dirt, dust & other waste materials deposited in the hook or loops.
- There is a possibility of fabric damage due to opening and closing of Velcro.
- Garments are not comfortable to wear due to less flexibility of Velcro tape.
- Durability of Velcro is hampered due to rough use.

3.3.5 Problems in Label

There are mainly two types of label are used in AFL-

- A. Main Label
- B. Sub Label



Figure 3.6: Main Label

Again the sub label which are used in AFL, are listed below –

- i. Size Label
- ii. Composition Label
- iii. Care Label
- iv. Flag Label
- v. Barcode Label
- vi. Special Label



Figure 3.7: Composition Label

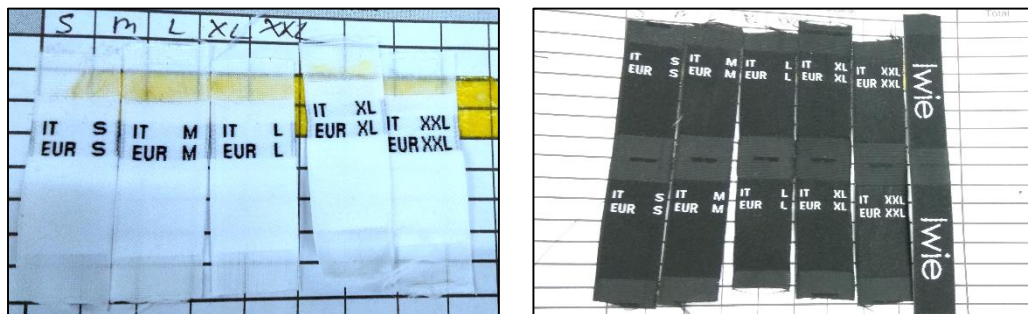


Figure 3.8: Different Size Labels

In AFL we had found below problems in different Labels:

- We had noticed sewing mistake during label joining in sewing section, which is one of the cause of rejection of a garment.
- We had found mistake in Brand name of main label, which can generate the wrong idea about garments to the customers.
- We had found mistake in composition label can create problem when this mistake is clearly visible.

BATCH SIZE	SAMPLING	25 ALL OWED	40 ALL OWED
281-500	50	3	5
501-1200	80	5	7
1201-3200	125	7	10
3201-10000	200	10	14
10001-35000	315	14	21
35001-150000	500	21	21

Handwritten notes on the form:

- 11.11.20
- AFL IN - COMING ACCESSORIES INSPECTION REPORT
- OVS
- 13H 015 ML - 223
- PLP-9695
- 02
- cotton label
- Dot K0
- PL14029
- 190/120, 190/120, 190/120
- Barcode number
- styling
- composition
- size
- Deeplichen green
- Aspen gold

Figure 3.13: Barcode number, styling, composition & size problems in label

- We had found wrong symbol and instruction can create huge problems. As a result, the shape or dimension of the cloth can be lost.
- We also had found barcode number mistake which can generate error or wrong information about the garments to the customers.
- We had noticed that some labels contain blurry printing of information on labels can't give appropriate idea to the customers.
- Wrong labels interrupt the designers to promote their brand.

3.3.6 Problems in Interlining

In Amazing Fashions Limited fusible and non-fusible interlining are mainly used and collected from Kawn BD.




Figure 3.14: Interlining Used in Garments

In AFL we had found below problems in Interlining:

- Glue penetrates back through interlining due to incorrect use.
- We see surface distortion is happened by shrinkage difference by means of incorrect use.
- Interlining resin penetrates through the fabric and comes to face side due to incorrect use.
- Interlining is melted in unexpected way completely because of overheat generation which can damage the whole fabric.
- Sometimes suppliers supply frayed interlining which can create problem.

3.3.7 Problems in Mobilon Tape

In Amazing Fashions Limited, mobilon tape is used in hoodie, t-shirts, polo-shirts, ladies dresses and baby items during shoulder join. Mobilon tape is collected from D.H. Enterprise.




Figure 3.15: Mobilon Tape in Garments

In AFL we had found below problems in Mobilon Tape:

- It was damaged by the contact of heat.
- Mobilon tape is suitable for only knit or stretched fabric, not for other.
- It is damaged by wearing & using or aftercare treatments.

3.3.8 Problems in Neck Tape

Neck tape is used in the back neck of t-shirts, polo shirts or other garments. In AFL, Neck tape is collected from Indesore Accessories Ltd.




Figure 3.16: Neck Tape in Garments

AMAZING FASHIONS LTD.
16, Dagerchala, National University, Gazipur.

AFL IN - COMING ACCESSORIES INSPECTION REPORT AFL-QC- 15778

26 @ 20 Kanstact4

REF NO: MES211180002,12,13

FOR COLOR CODE/REF: NO: Neck tape

INDSORE

17048

BATCH SIZE	SAMPLING	2.5 ALLOWED	4.0 ALLOWED
201-500	51	3	5
501-1000	80	5	7
1001-2000	125	7	10
2001-5000	200	10	14
5001-10000	315	14	21
10001-50000	500	21	31

Styling

Total QC Pass Qty Total Faulty

2700 Pass

AS PER AQL GOODS IS PASS

check quality by approved

Figure 3.17: Styling problem in neck tape

In AFL we had found below problems in Neck Tape:

- We have found Hairiness problem on the outer surface of neck tape.
- We have noticed the styling problem.
- Wearer feel uneasy if the neck tape is not perfectly attached or puckering problems has created.

3.3.9 Problems in Elastic

Generally elastic is used in trousers, t-shirts, ladies dresses and in baby items etc. In AFL, elastic is collected from D.H. Enterprise.




Figure 3.18: Elastic for Garments

In AFL we had found below problems in Elastic:

- Printing is not in middle position on elastic.

AMAZING FASHIONS LTD.
10, Dagerchala, National University, Gazipur. **AFL-QC- 19795**

AFL IN - COMING ACCESSORIES INSPECTION REPORT

ITEM NO: 0120
AFL IN - COMING ACCESSORIES INSPECTION REPORT
REF: TSH003 me-273
BATCH SIZE: 285-500
SAMPLING: 50
TOTAL QTY: 5
AQI QTY: 5
SER NO: 1201-3200
125
7
10
SER NO: 3201-3800
200
10
11
SER NO: 3801-5000
315
14
21
SER NO: 5001-5000
500
21
21

DEFECTS: Elastic
D.H Enterprise
1285

Check point: Styling

Defects Details:

Defects	Total
Styling	26/30
	50
	00
	50
	100/

AS PER AQL @ 2.5% D'S ARE FAILED

Figure 3.19: Styling & printing problem in elastic

- Shape and dimension of elastic is not being uniform.
- We have found styling problem.
- We have seen low quality of rubber material inside the elastic.

3.3.10 Problems in Draw-String

In AFL, there are different types of drawstring have used such as normal drawstring, tube drawstring, Tippi drawstring etc. It is mainly used in trousers, hoodies and ladies dresses. Generally in AFL, drawstring is collected from Supreme Accessories Ind. Ltd. and D. H. Enterprise.


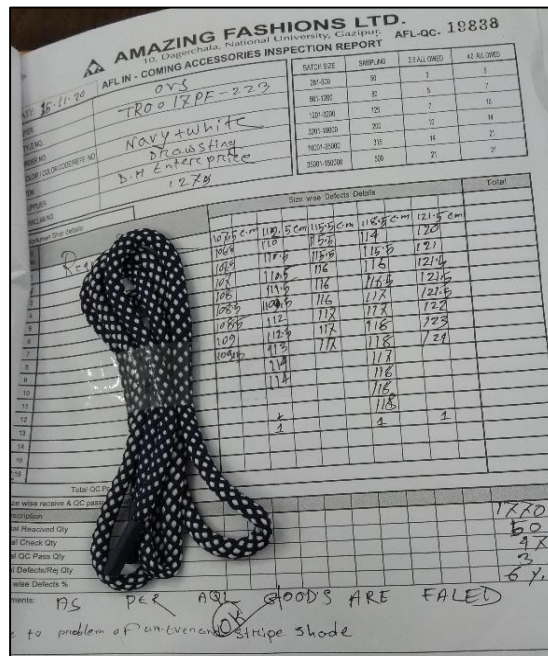


Figure 3.20: Drawstring for Garments

In AFL we had found below problems in Drawstring:

- We have noticed loose tipping attach in both side of the drawstring.



- We have seen that some hanger loop is not soft & smooth for which wearer feel uneasy.
- We have seen the attaching of hanger loop in wrong position which can create problems.
- We have found the styling problem in inspection room.
- Sometimes hanger loop even comes out to make wearer embarrassed.

3.3.12 Problems in Lace Trims

There are various types & designs of lace trims, which are used in garments according to the buyer requirement. Almost all the lace trims are made on machines. In AFL, lace trims are collected from Shanghai Qiubai Trading and D.H. Enterprise.



Figure 3.24: Lace Trims in Garments

In AFL we had found following problems in Lace Trims:

AMAZING FASHIONS LTD. 10, Daffodil, National University, Gazipur.			
DATE: 05-11-20		AFL IN - COMING ACCESSORIES INSPECTION REPORT	
BUYER: OYS		AFL-QC- 16374	
BUYER NO.	12018376	MATCH SIZE	SAMPING
COLOR / COLOR CODE/REF. NO.	03	30-30	30
FORM	Lace Trim	30-30	30
SUPPLIER	Shanghai Qiubai Trading	30-30	30
CONSULANT NO.	SQ2020092402	30-30	30

Check point	Pass	Defects	Total
1. Color	60	0	60
2. Length	60	0	60
3. Width	60	0	60
4. Pattern	60	0	60
5. Material	60	0	60
6. Finish	60	0	60
7. Label	60	0	60
8. Packaging	60	0	60
9. Quantity	60	0	60
10. Defects %	0	0	0
11. Remarks	PER AFL GOODS IS		

Figure 3.25: Styling problem in lace trims

- We have seen styling problem.
- We have found shade variation within a short distance in lace trims.
- There is a risk for discoloration, cross staining or damage of the lace, after wash or care treatments.
- Using hard lace trims in Baby & Children garments create scratch to their body.

3.3.13 Problems in Metal Sticker

Metal sticker contains Brand name or Brand logo for branding of Designer's Brand. Sometimes it contains the gender indicative symbol or garment size. Generally metal sticker is used in all types of garments. In AFL, metal sticker is collected from MS Sumon & Brothers and Zdd Industries Ltd.



Figure 3.26: Metal Sticker for Garments

In AFL we had found below problems in Metal Sticker:

- We have seen wrong Brand name or logo on metal sticker which can create huge problem. But it is so rare. We have found very few previous metal sticker which contain that problem.
- Blur design of metal sticker creates problem.
- Rusting problem of metal sticker damages the fabric.
- We have noticed that needle of sewing machine is damaged during metal sticker attaching.
- Sometimes baby or children takes it in mouth and which create unwanted health problem.

3.3.14 Problems in Sealing Tape

Sealing tape is attached to the sewn seams to prevent water, dust or dirt and germ from leaking through those seams. Sealing tape is attached by using a hot air taping machine called Sealing

Machine. In AFL, sealing tape is used in PPE (Personal Protective Equipment) making in order that germ can't attack inside of PPE to human body. PPE is made of polyester fabric and sealing tape is applied on it in the sewn seam. In AFL, sealing tape is collected from Kawn BD and Indesore Accessories Ltd.

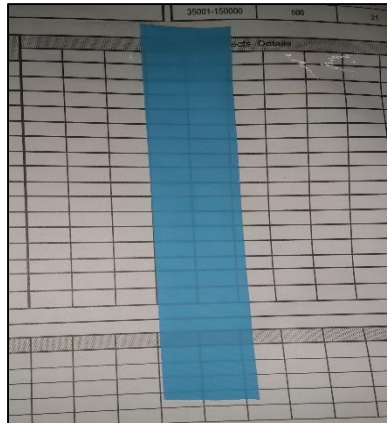


Figure 3.27: Sealing Tape

In AFL we had found below problems in sealing tape:

- Sometimes sealing tape contains less adhesive, for which sealing tape doesn't attach on sewn seam appropriately.
- Sometimes over heat derails the sealing tape attaching.

3.3.15 Problems in Accessories for Surgical Mask Making

In surgical mask making very few accessories are used. They are –

- Ear Loop
- Nose Bar



3.28: Surgical Mask

3.3.15.1 Ear Loop

Ear loop is made of elastic material. Ear loop helps the mask to bring it to the nose level and hold the mask with both ear. In AFL ear loop is collected from D.H. Enterprise.




Figure 3.29: Ear Loop of Surgical Mask

In AFL we had found below problems in Ear Loop:

- We have seen for a surgical mask both the length of ear loop are different from each other.
- Sometimes we have noticed that quality of the elastic loop is not good and creates loose joint with ear.
- Mask makes scratch on face by using non elastic ear loop.

3.3.15.2 Nose Bar

Surgical mask contains nose bar in the upper side of it. It is made of malleable steel and attached in surgical mask by automatic machine. It helps the mask to adhere with nose. In AFL, nose bar is collected from D.H. Enterprise.




Figure 3.30: Nose Bar of Surgical Mask

In AFL we had found below problems in Nose Bar:

- For COVID-19 we use surgical mask. Sometimes we feel uneasy for nose bar.
- Sometimes it hurts the skin of nose.
- Sometimes the mask is damaged by sharp edge of nose bar.

3.3.16 Problems in Heat Seal

In a heat seal, Brand name or logo, garment size, origin of making etc. have been included. Generally heat seal are attached on the inner back side of the garments by applying heat. In AFL it is collected from Meister International & Dekko Accessories Ltd.



Figure 3.31: Heat Seal

In AFL we had found below problems in Heat Seal:

AMAZING FASHIONS LTD. Dagrechala, National University, Gazipur. AFLQC-15970			
COMING ACCESSORIES INSPECTION REPORT			
DATE: 08-10-20	AFL IN: Kanstad	BATCH SIZE	SAMPLING
REFR: Kanstad 046		281-300	50
ORDER NO:		301-320	80
COLOR/COLOR CODE/FORM NO:		321-340	125
ITEM:	Heat Seal	341-360	200
SUPPLIER:	meisterns	361-380	16
CONTRACT NO:	344524	381-400	16
		401-420	21
		421-440	21
		441-460	21
		461-480	21
		481-500	21
		501-520	21
		521-540	21
		541-560	21
		561-580	21
		581-600	21
		601-620	21
		621-640	21
		641-660	21
		661-680	21
		681-700	21
		701-720	21
		721-740	21
		741-760	21
		761-780	21
		781-800	21
		801-820	21
		821-840	21
		841-860	21
		861-880	21
		881-900	21
		901-920	21
		921-940	21
		941-960	21
		961-980	21
		981-1000	21
		1001-1020	21
		1021-1040	21
		1041-1060	21
		1061-1080	21
		1081-1100	21
		1101-1120	21
		1121-1140	21
		1141-1160	21
		1161-1180	21
		1181-1200	21
		1201-1220	21
		1221-1240	21
		1241-1260	21
		1261-1280	21
		1281-1300	21
		1301-1320	21
		1321-1340	21
		1341-1360	21
		1361-1380	21
		1381-1400	21
		1401-1420	21
		1421-1440	21
		1441-1460	21
		1461-1480	21
		1481-1500	21
		1501-1520	21
		1521-1540	21
		1541-1560	21
		1561-1580	21
		1581-1600	21
		1601-1620	21
		1621-1640	21
		1641-1660	21
		1661-1680	21
		1681-1700	21
		1701-1720	21
		1721-1740	21
		1741-1760	21
		1761-1780	21
		1781-1800	21
		1801-1820	21
		1821-1840	21
		1841-1860	21
		1861-1880	21
		1881-1900	21
		1901-1920	21
		1921-1940	21
		1941-1960	21
		1961-1980	21
		1981-2000	21
		2001-2020	21
		2021-2040	21
		2041-2060	21
		2061-2080	21
		2081-2100	21
		2101-2120	21
		2121-2140	21
		2141-2160	21
		2161-2180	21
		2181-2200	21
		2201-2220	21
		2221-2240	21
		2241-2260	21
		2261-2280	21
		2281-2300	21
		2301-2320	21
		2321-2340	21
		2341-2360	21
		2361-2380	21
		2381-2400	21
		2401-2420	21
		2421-2440	21
		2441-2460	21
		2461-2480	21
		2481-2500	21
		2501-2520	21
		2521-2540	21
		2541-2560	21
		2561-2580	21
		2581-2600	21
		2601-2620	21
		2621-2640	21
		2641-2660	21
		2661-2680	21
		2681-2700	21
		2701-2720	21
		2721-2740	21
		2741-2760	21
		2761-2780	21
		2781-2800	21
		2801-2820	21
		2821-2840	21
		2841-2860	21
		2861-2880	21
		2881-2900	21
		2901-2920	21
		2921-2940	21
		2941-2960	21
		2961-2980	21
		2981-3000	21
		3001-3020	21
		3021-3040	21
		3041-3060	21
		3061-3080	21
		3081-3100	21
		3101-3120	21
		3121-3140	21
		3141-3160	21
		3161-3180	21
		3181-3200	21
		3201-3220	21
		3221-3240	21
		3241-3260	21
		3261-3280	21
		3281-3300	21
		3301-3320	21
		3321-3340	21
		3341-3360	21
		3361-3380	21
		3381-3400	21
		3401-3420	21
		3421-3440	21
		3441-3460	21
		3461-3480	21
		3481-3500	21
		3501-3520	21
		3521-3540	21
		3541-3560	21
		3561-3580	21
		3581-3600	21
		3601-3620	21
		3621-3640	21
		3641-3660	21
		3661-3680	21
		3681-3700	21
		3701-3720	21
		3721-3740	21
		3741-3760	21
		3761-3780	21
		3781-3800	21
		3801-3820	21
		3821-3840	21
		3841-3860	21
		3861-3880	21
		3881-3900	21
		3901-3920	21
		3921-3940	21
		3941-3960	21
		3961-3980	21
		3981-4000	21
		4001-4020	21
		4021-4040	21
		4041-4060	21
		4061-4080	21
		4081-4100	21
		4101-4120	21
		4121-4140	21
		4141-4160	21
		4161-4180	21
		4181-4200	21
		4201-4220	21
		4221-4240	21
		4241-4260	21
		4261-4280	21
		4281-4300	21
		4301-4320	21
		4321-4340	21
		4341-4360	21
		4361-4380	21
		4381-4400	21
		4401-4420	21
		4421-4440	21
		4441-4460	21
		4461-4480	21
		4481-4500	21
		4501-4520	21
		4521-4540	21
		4541-4560	21
		4561-4580	21
		4581-4600	21
		4601-4620	21
		4621-4640	21
		4641-4660	21
		4661-4680	21
		4681-4700	21
		4701-4720	21
		4721-4740	21
		4741-4760	21
		4761-4780	21
		4781-4800	21
		4801-4820	21
		4821-4840	21
		4841-4860	21
		4861-4880	21
		4881-4900	21
		4901-4920	21
		4921-4940	21
		4941-4960	21
		4961-4980	21
		4981-5000	21
		5001-5020	21
		5021-5040	21
		5041-5060	21
		5061-5080	21
		5081-5100	21
		5101-5120	21
		5121-5140	21
		5141-5160	21
		5161-5180	21
		5181-5200	21
		5201-5220	21
		5221-5240	21
		5241-5260	21
		5261-5280	21
		5281-5300	21
		5301-5320	21
		5321-5340	21
		5341-5360	21
		5361-5380	21
		5381-5400	21
		5401-5420	21
		5421-5440	21
		5441-5460	21
		5461-5480	21
		5481-5500	21
		5501-5520	21
		5521-5540	21
		5541-5560	21
		5561-5580	21
		5581-5600	21
		5601-5620	21
		5621-5640	21
		5641-5660	21
		5661-5680	21
		5681-5700	21
		5701-5720	21
		5721-5740	21
		5741-5760	21
		5761-5780	21
		5781-5800	21
		5801-5820	21
		5821-5840	21
		5841-5860	21
		5861-5880	21
		5881-5900	21
		5901-5920	21
		5921-5940	21
		5941-5960	21
		5961-5980	21
		5981-6000	21
		6001-6020	21
		6021-6040	21
		6041-6060	21
		6061-6080	21
		6081-6100	21
		6101-6120	21
		6121-6140	21
		6141-6160	21

- Seal is displaced for low quality handling.
- Heat seal is not attached without appropriate heat.

3.3.17 Problems in Hang Tag

Hang tag is used in every garments to indicate the price, size, origin of making, fabric composition, and special information etc. about the garments. It can be made of thin cardboard, plastic or PVC material. In AFL, all the tags are collected from Young Labels Ltd. and Dekko Accessories Ltd. Different types of hang tag can be used for a single garment. These are –

- Brand Tag
- Price Tag
- Size Tag
- Composition Tag
- Origin of Making Tag
- Barcode Tag
- Special Tag etc.




Figure 3.33: Different Hand Tags in AFL

Generally information of price, size, barcode number or Brand information are given in a single tag which is call **Combined Tag**.



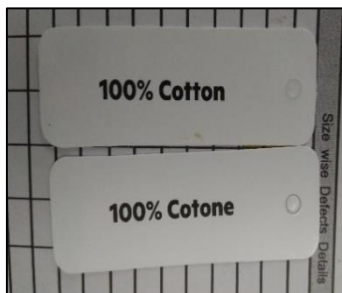
Combined Tag



Combined Tag



Brand Tag



Composition Tag



Special Tag



Special Tag



All Tags in a Garments

Figure 3.34: Different Hang Tags for Garments

In AFL we had found below problems in Hang Tag:

- We have seen some rejected hang tag which contain wrong information.

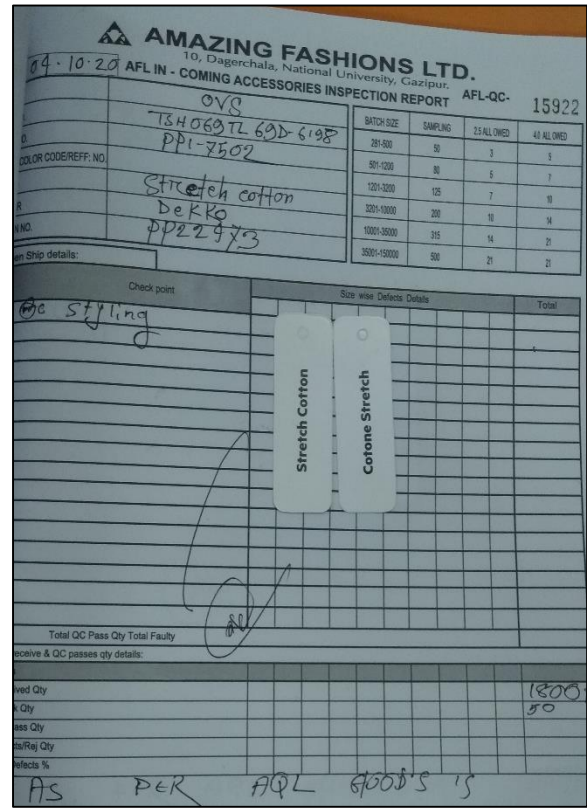
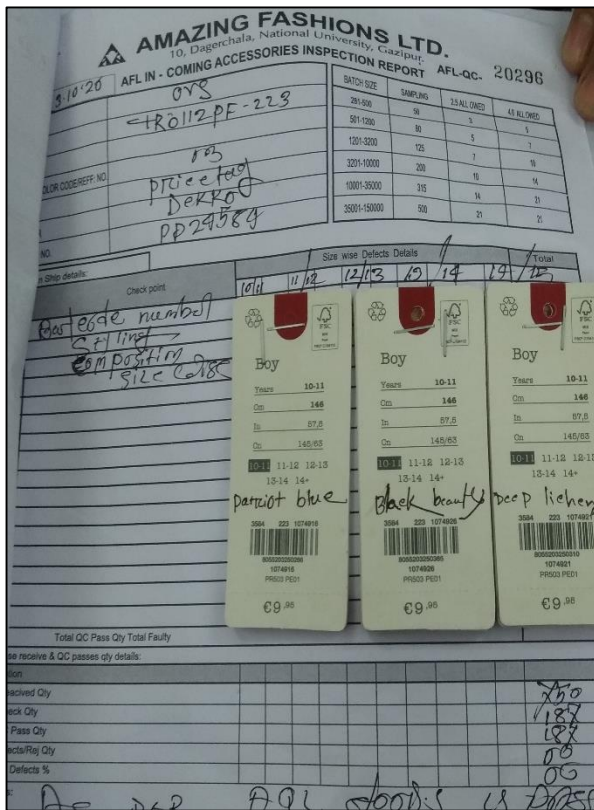


Figure 3.35: Barcode number, styling, composition, size problem in hang tag

- Hang tag which is made of paper is damaged by the contact of water.
- We have found styling problem in different hang tag.
- We have seen some rejected barcode label which contain wrong barcode number.

3.3.18 Problems in Hang-String

Hang-string is used with hang tags to hang them with garments. Without hang-string, hang tag is valueless. All the hang strings in AFL are collected from Young Labels Ltd. and Dekko Accessories Ltd.

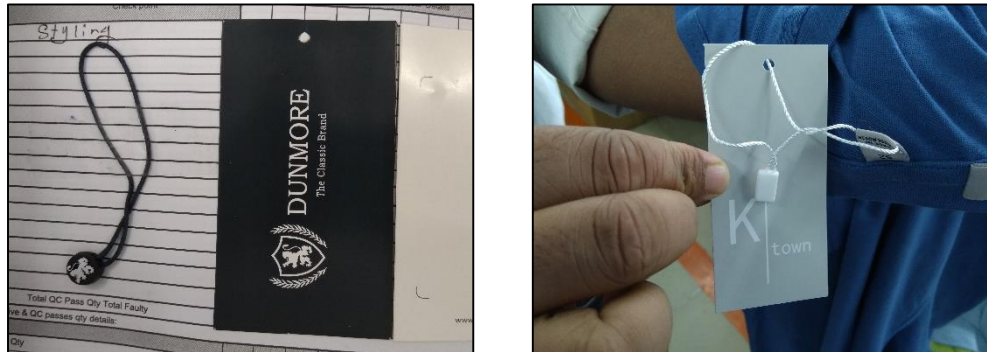


Figure 3.36: Hang-String

In AFL we had found below problems in Hang-String:

- We had seen that Hang-String damages the hang tag by sprawling it.
- Hang tag is lost due to loose fitting of hang-string.
- We have found styling problem in hang string.

AMAZING FASHIONS LTD.
10, Dagerchala, National University, Gazipur. **AFL-QC- 16105**

22-10-20 AFL IN - COMING ACCESSORIES INSPECTION REPORT

Handwritten: *Styling*, *Kais Fact*, *K TOWN*

BATCH SIZE	SAMPLING	25 ALLOWED	40 ALLOWED
261-500	50	3	5
501-1000	80	5	7
1001-3000	125	7	10
3001-10000	200	10	14
10001-50000	315	14	21
50001-150000	500	21	28

Handwritten: *H / tag / String*, *Bella Vash*, *22394*

Check point: *Styling*

Handwritten on tag: *K town*

Total QC Pass Qty Total Faulty

Handwritten: *63200*, *515*

Handwritten: *De Exp det doob's 45*

Figure 3.37: Styling problem in hang-string

3.3.19 Problems in Safety Pin

Safety pin is used in finishing of garments to hold the hang string & hang tag with the garments. Generally it is made of stainless steel or metal. In AFL safety pin is collected from Dekko Accessories Ltd.



Figure 3.38: Safety Pin in Garments

In AFL we had found below problems in Safety Pin:

- If the tip of safety pin is open, it will hurt the human body.
- We have seen, rust problem is occurred in the surface of safety pin.

3.3.20 Problems in Tag Pin

Tag pin is used to attach the hang tags with the garments by tag gun machine. Tag pin is generally made of plastic. In AFL tag pin is collected from Kawn BD.



Figure 3.39: Tag gun & Tag Pin

In AFL we had found below problems in Tag Pin:

- Tag pin is highly sensitive to fire.
- Sometimes tag gun doesn't work for functional problem.

- Tag pin is made of soft plastic, so it was damaged by rough handling.

3.3.21 Problems in Silica Gel

Silica gel is a drying agent which keeps the moisture from damaging certain garments. It also keeps garments free from germ and insect. In AFL, it is collected from Kawn BD.



Figure 3.40: Silica Gel

In AFL we had found below problems in Silica Gel:

- It is damaged by the contact of heat & water.
- It is lasted in open atmosphere for 15 minutes. But inside the garment it is lasted for 4 to 12 months.

3.3.22 Problems in Tissue Paper

Tissue paper is used in garments finishing to hold the garments straight and stable. It is generally used inside the garments during folding. In AFL, it is collected from Kawn BD.

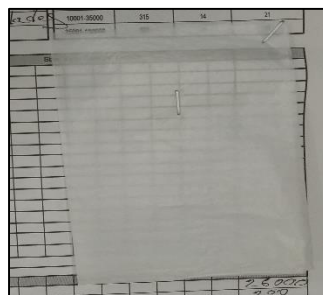


Figure 3.41: Tissue Paper

In AFL we had found below problems in Tissue Paper:

- We had noticed that tissue paper is damaged by water.
- It is frayed easily.

- We had seen the styling problem in tissue paper.

AMAZING FASHIONS LTD.
10, Dagerchala, National University, Gazipur. AFL-QC- 16172

AFL IN - COMING ACCESSORIES INSPECTION REPORT

Batch Size: 2008 A
Color Code/REF. NO: oil tissue
Kawin of Bangladesh
146

BATCH SIZE	SAMPLING	ES ALL OKED	40 ALL OKED
201-500	50	3	5
501-1000	80	5	7
1001-2000	120	7	10
2001-3000	200	10	14
3001-5000	300	14	21

Check point: styling

Total QC Pass City Total Faulty

Size-wise Receive & QC passes qty details:

Description	26000
Total Reserved Qty	200
Total Check City	
Total QC Pass City	
Total Defective/Ret Qty	
Size-wise Defective %	

Comments: AS PER AQL 15
PLZ check by approval

Figure 3.42: Styling problem in tissue paper

3.3.23 Problems in Hanger

It is used in garments during packaging to hang the garments. It is used before packaging garments with polybag. Sometimes hanger can be given by buyer and it contains Brand name or logo. In AFL, buyer 'OVS' gives the hanger for their garments.



Figure 3.43: Hanger for Garments

In AFL we had found below problems in Hanger:

- Hanger is broken easily for misuse.
- Creates problem during garments packing with polybag

3.3.24 Problems in Plastic Hook & Clip

Plastic hook & clip is used in garments packaging section for hanging the garments with hanger. Plastic clip is used for keeping garments straight during hanging on hanger.




Figure 3.44: Plastic hook & Plastic clip

In AFL we had found below problems in Plastic Hook & Clip:

- Plastic hook & clip are broken easily.
- Create problem during garments packing with polybag.

AMAZING FASHIONS LTD. 10, Dagerchalla, National University, Gazipur. AFL-QC- 16326						
DATE: 01.11.20 AFL IN - COMING ACCESSORIES INSPECTION REPORT						
BUYER	POLHAM	BATCH SIZE	281-500	SAMPLING	50	2.5 ALL OWED
STYLE NO	3000A Cardlet		501-1000		80	5
ORDER NO			1001-2000		125	7
COLOR / COLOR CODE/REF: NO			3001-5000		200	10
ITEM	Plastic Hook		5001-10000		315	14
SUPPLIER	Kaolin Bangladesh		10001-50000		500	21
CHALLAN NO	151					

Workmen Ship details		
Sl. No	Check point	Size wise Defects Details
1	Styling	
2		
3		
4		
5		
6		
7		
8		
9		
10		
11		
12		
13		
14		
15		
16		
Total QC Pass Qty Total Faulty		

Size wise Defects & QC passes qty details			
at Received Qty			20200
at Check Qty			200
at QC Pass Qty			
at Defective/Ret Qty			
% wise Defects %			

AS PER AQL 600BS IS

Figure 3.45: Styling problem in plastic hook

3.3.25 Problems in Tape

Tape is used to enclose the polybags and cartons. Tape contains a layer of glue in inner side which helps to stick-up the tape with object. In AFL, tape is collected from Babylon Trims Ltd. & Montrims Ltd. Tape may be following types –

- Scotch Tape
- Gum Tape



Scotch Tape



Gum Tape

Figure 3.46: Different Types of Tape

In AFL we had found below problems in Tape:

- Tape is sensitive to heat.
- The glue is reduced by using it severally.
- During tape withdrawn carton or polybag is damaged by it.

3.3.26 Problems in Polybag

Polybag is one of the most important accessory in packaging section of garments. Before filling garments in carton, garments are packed by polybag as specific style & size wise. In AFL, different types of polybag are collected from Babylon Trims Ltd. & Montrims Ltd. Following types of polybags are used –

- Mini Polybag
- Medium Polybag
- Blister Polybag



Mini Polybag



Medium Polybag



Blister Polybag

Figure 3.47: Different Types of Polybag

In AFL we had found below problems in Polybag:

- Polybags are too much sensitive to heat.
- Polybags are frayed.
- Polybags are initially adhered to each other, so it is time consuming to separate them by the workers who also pack the garments during packaging.

3.3.27 Problems in Carton

Carton is used to keep the garments secure and prevent the garments from carelessness handling during shipment. Basically carton is made of cardboard paper. In AFL carton is collected from Babylon Trims Ltd. & Montrims Ltd. Following types of carton are used –

- Inner Carton
- Master Carton



Figure 3.48: Inner Carton & Master Carton

In AFL we had found below problems in Carton:

- Carton is damaged by the contact of water.
- It is also damaged by immature carrying.

- It is damaged by poor sealing with gum tape too.

3.3.28 Problems in Carton Sticker

Carton sticker is a packaging accessory which is used on the outer surface of the carton. It contains carton box number, carton box size, shipping mark, destination, supplier information, garments quantity, delivery date etc.

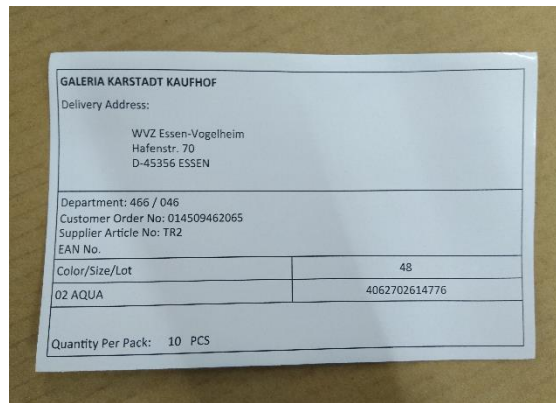


Figure 3.49: Carton Sticker

In AFL we had found below problems in Carton Sticker:

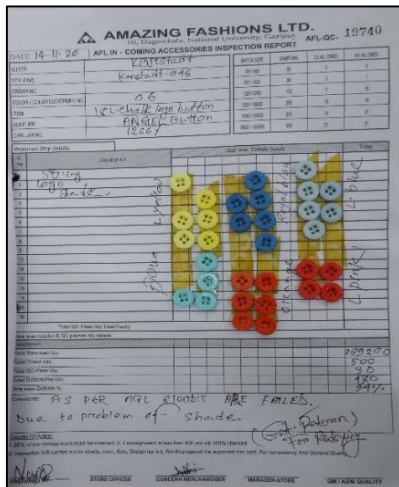
- Carton sticker is withdrawn due to less glue in back part.
- Information in sticker is wrong. But it is so rare and wrong sticker have rejected.
- Sticker is damaged by the contact of water.

3.4 Procedure after Accessories Coming

When all the accessories are coming into the factory, workers in store room have started to inspect all the accessories. Basically they inspect a little portion of accessories. Because checking all the accessories is a time consuming task. For example, if there are 1000 care labels, then they inspect only 50 care labels and collect information based on that inspection. Then the workers inform it to the in-charge of accessories store room. The in-charge makes report on different accessories inspection.

3.4.1 Action after Inspection


After inspection, if problems are found in accessories, the in-charge of accessories store room sends separate problem reports for different accessories to the merchandiser to contact with supplier. If no problems are found, the in-charge sends an okay report to the merchandiser also. After that all the okay accessories are shifted to the sewing, finishing & packaging section according to the required quantity. Some coming accessories final inspection reports for merchandiser are shown here –



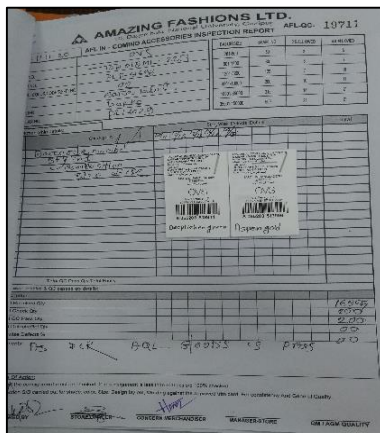
Inspection Report of Button



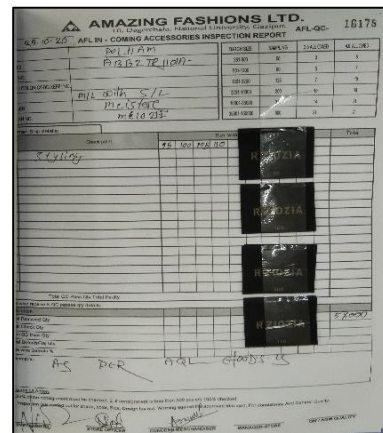
Inspection Report of Drawstring



Inspection Report of Elastic



Inspection Report of Barcode Label



Inspection Report of Main Label



Inspection Report of Hang Tag

Figure 3.50: Inspection Report of Coming Accessories

3.4.2 Action of Merchandiser after Getting Inspection Report

After getting inspection report from accessories store room, merchandiser inform to supplier about report. If there are problems in accessories, merchandiser immediately sends mail to the supplier to exchange the accessories in time, otherwise order will be cancel.

CHAPTER 4

RESULT & DISCUSSION

4.1 Common Problems We Had Found

After doing a survey on accessories, we have known about many problems related with accessories. Some similar problems are occurred for different accessories. The main problems are given below -

- **Styling Problem:** almost all accessories.
- **Shade Variation Problem:** Buttons, Zipper and Drawstring.
- **Printing Problem:** Labels, Hang Tags, Elastic and Printed Buttons.
- **Barcode Number Problem:** Barcode Label, Barcode Hang Tag and Barcode Sticker.
- **Build Quality Problem:** Hanger, Plastic Hook, Plastic Clip, Metal Sticker and Buttons.
- **Information Problem:** Carton Sticker, All Labels and All Hang Tags.
- **Count Variation Problem:** Sewing Thread.
- **Water Resistant Problem:** All Cartons and Hang Tags.
- **Heat or Fire Resistant Problem:** Almost all accessories.

4.2 Problems during Attaching for Inappropriate Accessories

We have seen many problems during accessories attaching due to wrong & inappropriate accessories. These problems are –

- **Bottle-Neck:** This problem is happened in all section and all steps for inappropriate accessories. For wrong accessories, time delay is occurred & workers remain workless.
- **Needle Breakage:** During metal sticker, button and zipper attaching needle of sewing machine is broken.
- **Tag Withdrawn:** Hang tag is withdrawn by inappropriate attaching.
- **Come out of Garments:** By using wrong polybag garments are come out and mixed with different style & sizes of garments inside the carton.

We have found above problems in attaching of accessories. For those problems, making of garments and shipment time will be delay and buyer can cancel the order. But for good fortune, making of garments & shipment are done at right time.

4.3 Remedies of Those Problems & Discussion

After finding those problems, we have tried to find out the remedies of them. These are –

- All the accessories should be perfect & appropriate.
- Strength of sewing thread must be good.
- Styling problems of all accessories must be minimized.
- Printing on accessories must be appropriate.
- Uneven shade variation problems must be minimized.
- Should use appropriate count of sewing thread.
- Information and barcode number should be appropriate.
- Operator should be careful and attach right accessories for right style & size.
- All the accessories should put away from heat & water.
- Quality of each and every accessories must be good.
- Bottle-neck problem must be minimized by supplying right and appropriate accessories.

In Amazing Fashions Limited, they made report on found problems and sent it to the supplier to exchange the accessories. Otherwise they will cancel the order and make order from another supplier. Sometimes they demand discount for faulty accessories.

CHAPTER 5

CONCLUSION

Conclusion

Finally we have completed our project with lots of inspection. We have worked with different accessories and have gained knowledge about what are they and what the purposes for using them in garments. Accessories are those materials which are used in garments for functional or decorative purposes. They are attached with garments either as permanently or as temporarily. Without accessories, it is totally impossible to make a complete garment. Then we have gained a vast knowledge about the problems of each and every accessory. We also tried to find the solutions of those problems of each and every accessory. The problems can be made by manufacturing issues, supplying issues, merchandizing issues or by inspection issues. All the problems are checked by worker in store room and if problems are found, then those accessories are kept separately. Sometimes problems has created in attaching of accessories. So it is very important to remain careful during accessories attaching. Finally we want to say, by doing this project, we have experienced with lot of new information which will help us not only in professional life but also in practical life.