



Daffodil *International* **University**

Internship Report on

Online Class Observation and Conduction in English during the Outbreak of Covid-19

Prepared for

Dipty Rahman

Lecturer

Department of English

Faculty of Humanities and Social Science

Daffodil International University (DIU)

Prepared By

Afifa Binta Mazhar

ID: 181-10-254

Program: B.A in English

Date of Submission: 5 September 2021

Declaration by the student

I, Afifa Binta Mazhar, acknowledge that the report of Internship titled “Online Class Observation and Conduction in English during the Outbreak of Covid-19 ” has been done by me. This internship project has been done under the supervision of Ms. Dipty Rahman, lecturer of English department, Daffodil International University. I also declare that this project paper is written by myself. I declare that I did not submit this project to other institutions.

A rectangular box containing a handwritten signature in blue ink that reads "Afifa".

Afifa Binta Mazhar

Id :181-10-254

Batch :10th

Department of English


Daffodil International University

Certificate :

I certify that the project paper on“ Online Class Observation and Conduction in English during the Outbreak of Covid-19” has been done by Afifa Binta Mazhar, ID No: 181-10-254, the understudy of Bachelor of Arts , Department of English, Faculty of Humanities and Social Science ,Daffodil International University, Dhaka under the supervision of Ms. Dipty Rahman , a Lecturer of English department, Daffodil International University.

I am much pleased that she has done her internship project under supervision and worked hard in preparing this project. The information and discoveries introduced in this project seems to be authentic, Afifa Binta Mazhar is really working hard and very loyal to her works.

Best of luck for her futures.

A rectangular box containing a handwritten signature in blue ink that reads "Dipty Rahman".

.....
Dipty Rahman
Lecturer
Department of English
Daffodil International University

Acknowledgement :

With the gracefulness of Allah, I am finished my project paper report neatly. The Supervisor Ms. Dipty Rahman, lecturer of Permanent Campus, Department of English, Faculty of Humanities and Social Science who has been my scholastic chief for this project. She gives me the right directions ,suggestions ,advices and the appreciation for the correct preparation of this report making.

I am also very thankful to my other teachers and my classmates. I am grateful to my guardians and family for their appreciative support .It would have been very difficult for me to do all kinds of work without their cooperation.

Institution Details:

Daffodil International University, a most reputable private university in Bangladesh. The institution has passed twenty years and now in Ashulia, Savar it is situated. The university is renowned for its educational quality and various outservices. It was a prominent university for Engineering faculty and BBA department. Not only that, the university carried other various faculties and developments. Around twenty one thousands of students are studying here from country students to foreign students. The university offers the students highest opportunity to build of their knowledge and experience. The bright students of the rural areas who involved in financial crisis gets extra amenities to complete their courses fastly. Students receive ten to hundred percent of waiver facilities above their results and they get the convenience to end up their studies in abroad with scholarship which provides the university. The students can do their lab works and can enhance their skills. All of them can receive internet, transport and medical facilities. There have a refreshing green campus which makes the students vibrant. The faculty members of the university are so friendly and helpful. Teachers are so cordial and graceful in their behaviour. They all are much experienced and highly learned about teaching methods. To gain knowledge, teachers provide the students maximum cooperation. Overall, the university promised to make the students skillful, establish of knowledge and prepare them strongly for their bright future.

Abstract

As the theme “Online Class Observation and Conduction in English during the Outbreak of Covid-19’ is selected for my internship report .then according to this recent condition I selected my institutions for preparing my Project Paper. As I was instructed to observe two classes, I observed two class which were conducted by my fellow classmates. After noticing and collecting some knowledge of the topic, I took two different classes on rules and forms of language and Modifiers. Actually,This projects purpose are to develop learning and teaching the English language during this epidemic situations.

Table of content

Contents	Page No
Declaration of student	ii
Certificate	iii
Acknowledgement	iv
Institutions details	v
Abstract	vi
Chapter i :Introduction	1
Chapter ii : Objectives	2
Chapter iii : Methodology	3
Chapter iv :Class observation report 1	4
Chapter iv :Class observation report 2	5
Chapter v : Lesson Plan	6,7
Chapter vi : Teaching experience	8,9
Chapter vii: Overall Findings	10
Chapter viii: Recommendations	11

Chapter ix :Conclusion	12
Appendix	
Appendix1 :Checklist for class observation 1	13,14,15
Appendix 2: Checklist for class observation. 2	16,17,18
Appendix 3:. Photography	19,20

Chapter - I

Introduction

Due to the unsuspected situations of Covid-19 around the world our life had stopped for sometimes badly. Specially in education sector, ministry of education had declared to close all the institutions until the situation is under control. In that meantime, it was an intellectual decision for the students confident and adjustable in all countries. Because of the decision of using online platforms many students are able to complete their graduation in due time. For that, The purpose or aim of this project paper is to observe online class conduction in English. Teachers are much helpful for students in any kind of problem. They are so cooperative also about the studies during this unwanted situations. Though English is an international language, it should be used in all sectors of education. Teachers are motivating students to learn and make the use of this language. During this pandemic situation, online classes are conducted mostly using English language to make the students confident and adjustable in all countries.

Chapter-II

Objectives

The major objects of this project are to look into the actual situations of facing the complexity of English teaching. How they can organizations the methods of teachings and the activations of the students in online classes during the outbreak of Covid-19. The other objectives are

- 1.To noticed the teaching methodology and techniques of conducting class .
- 2.Searching the compatibility of various learning methods.
2. Creating the procedures and removing the confusions of online classes.
3. Making the differences between physically attended class from an online class.
- 5.To mark the advantage and disadvantages of online classes.
- 6.To observe the limitations of both students and teachers and their participations.

Chapter-III

Methodology

- 1.To complete the paper I was asked to observe two classes and conduct a class. I took help from my supervisor to select classes.
- 2.As I was a old student of my supervisor and all the teachers of English department were very well known to me, it was easy for me to get connected with them whenever I need.
- 3.I observed classes with the permission of the course teacher and saught help in observing class.
- 4.Before conducting class, I asked help from my supervisor to learn about how to conduct a class smoothly.
- 5.As all the honorable teachers and my supervisor were too much helpful, I didn't get any obstacle while completing the paper.

Chapter-IV

Report:1

Topic of the lecture : Rules of Tense

Teaching materials : power-point slides

Department :English

Level of students : Final semester .

Class observation

The first class observation was consist of 18 students, a teacher and our group who were told to observe. First, we were introduced in the class. Then the teacher exposed what she is going to teach about. As the class was holding in a online platform named Google Meet app with using English medium, she shared his screen and presented the slides those she prepared on the topic, At the very first of the class she gave basic idea and definition of his topic (Tense). Then she shows the screen and revealed rules and gave some examples to sure the student understanding. Teacher gives them some life relating examples and then she makes some questions to the students. She also helps them to make the answers. She cares the week students also. Students are also responses. They picked up the lessons very softly and gave their attentions properly. As a result, the class was much jolly for all of us. After doing that part the teacher gave her students a few exercises as their home work.. Interaction between both that teacher and students was enough good. She was friendly with them. After completing her explanation of the slides, he went for the conclusion and warmly made a end of the class. After that, the teacher gave her students some exercises to practice at home. She was so polite with her students and carried good knowledge on her lectures. Overall she motivated her students very smartly . Particularly she was fluent and confident in whole session .

Report 2:

Lecture Topic: Tip of the Tongue phenomenon

Teaching materials : power-point slides.

Department :English

Level of students : Final semester .

Class observation :

Observation of 2nd class was another great experience for me. There were around 18 students were present in the Online class in the app Google meet and they all so co-operative. Beginning of the class ,teacher introduced his topic with his students and it was so much interesting as the students were asked to share about their personal life experience on "Tip of the tongue" effect. Though the topic was such familiar with them they easily can expresses their thoughts and experiences. Basically, that is included in Psycholinguistics course. As this effect teacher explains that it means when we forget any words during conversation with another. So they were sharing their experiences which made the environment of class more friendly and learnable. Then the teacher also shared his experiences. The voice of the teacher in the class was so much clear and loud that was able to attract students attention easily. On the other hand, students participation was really impressive. Then he explained them about more topics in psycholinguistics. I found this course really interesting because of his teaching method was quick.. He was friendly enough to ask any kind of questions regarding the topic. Last of the class, he threw several questions to them to know whether they understood those topics or not. Responses from students that time was really praiseworthy. After that, he asked students if they have any questions or not! Students made sure that they didn't have any questions. Then he went for the end of the class.

It was such a amazing observation for me. His way of explanation inspired me a lot.

Chapter-V

Lesson Plan

Arranged by : Afifa Binta Mazhar

Topic: Rules and uses of Modifiers.
Ultimate objects:: <i>After completing the topic students will have learned how to get a general overview of a materials and how to find a specific facts.</i>
Students: Final semester
Teaching Aid : PPT, laptop/ PC/Smart phone, Google meet/ Zoom & Internet.
Class Time: 15 minutes.
Date: 18-07-2021

Objective of the lesson.

From this lesson students will be able to understand the rules & techniques of using **Modifiers**

Outcome of the lesson.

- Ss will be able to apply the rules and forms of **Modifiers** in sentence.

Stage	Discussion topic	Teaching materials & activities.	Time
1.	<ul style="list-style-type: none"> • Gerund 	Focus on slide.	3minutes
2.	<ul style="list-style-type: none"> • Participle (Present participle, Past participle, perfect participle) 	Slide	3 minutes
3.	<ul style="list-style-type: none"> ➤ Practice of the rules 	Slide	2 minutes
5.	<ul style="list-style-type: none"> • Determiners 	Slide	2 minutes
6.	<ul style="list-style-type: none"> ➤ Practice Of the rules. 	Showing Slides.	2 minutes

Evaluation: MCQ Test.(for 3 minutes)

Chapter-VI

Teaching Experience :

Topic : Rules and forms of Modifiers.

Materials : Power point slides.

Duration : 15 min

Objectives of lesson :From that lesson students will be able to understand the rules & techniques of using Modifiers .

My Experience :

That is my first approach as a teacher and it was an online class where I conducted a class with my classmates as the students.The online platform called Google meet was used for taking that class .There were around 18 students in the class. It is a charming experience for me to take a class in a renowned university.

From the beginning of the class, I gave my introduction to the students. I tried to deliver my total lecture in English .The lesson plan was showed by me first. Then,I starts the class with them by using the power point slides. The topic was about basic rules of various modifiers .I showed the rules and examples of Gerund,participles and determiners to them . Then I asked students to attempt the exercises of the rules individually. I give them 3-4 minutes to make sure the question and answers. After completing that part I checked their answers and said them the correct answers and give them feedbacks also .

Again I gave them MCQ questions and I also gave them some times for doing that task. After that, I told them the correct answer and discussed the wrong answers with my students. At the end of the session I explained Them some common but complex rules that makes them sometimes confused . I also provided them some strategy about correcting the Modifiers in a sentences easily. Finally, I gave them some home tasks also. I think a one class is not enough for describing a specific topic but, I wants to give them some basic information's of the grammatical forms. I tried my best for doing better performance. Because of time limitations it was not possible to make a satisfying activities.. But I tried to carry confident in the whole class. And I tried to utilise the time properly. Again I shows some nervousness also but I think practice can help to remove this sort of moments.

Chapter - VII

OVERALL FINDINGS

- 1: The Institution has a bewitching campus with much organization form and discipline.
- 2: In online platform, there have an own educational Moodle(BLC) for that students can be beneficial.
- 3: They offers online courses to complete the students bachelors and master's courses in less more times.
- 4: According to the academic schedule they takes their classes, exams and do the other academic works .
- 5: Teachers complete their lectures with giving the lesson plans, lecture sheets and class recordings on BIC.
- 6: In online classes ,teachers are very cordial and helpful and they patiently try to teach the students.
- 7: For the deficiency of internet and technology the rural students have faced a lot troubles.
- 8: Teachers are also facing the problems of internet and for that they had much limitations to deliver their lectures properly.

Chapter - VIII

Recommendation:

1. Teachers should give the students more home works or forums in BLC for making them more active on their studies.
2. Teachers can make their classes more joyful with sharing lecture related video clips ,quiz gamings etc.
3. About the topic, teachers can give the students interesting lectures or books or websites for gaining knowledge and should give the chance to ask questions.
4. Teachers should more concern about that students who are not much good at their studies. To improving students writing skills, teachers can give them the chances of free handwriting and give them listening practices for increasing the skill of better listening.
5. More encouragement was needed for the students for removing their shyness in class and teachers could make sure the solutions of the students problems on studies.
6. Though there have not equal brainy students in one class so teachers should conduct their class with using both Bangla and English language for the better understanding of the students.

Chapter IX

Conclusion

On the topic “Online Class Observation and Conduction in English during the Outbreak of Covid-19” gave me much opportunities to gather knowledge s about teaching in English and learning the language, English. Really that was a amazing experience for me to observing two different classes and I conducting a class using the online as media .Though online is totally different platform it gives me much opportunity to learn many more things. CLT, GT methods have learned by me through this paper making.If I wants to come into a teaching profession then this kind of experience will be much helpful for me. During this pandamic situation Both teachers and students gained much positive and negative experiences from online but I think overall the online attachment seems effective.

Appendix-1

Classroom Observation Report-01

Number of students present: 18

Date: 18/07/2021

Evaluator(s): Afifa Binta Mazhar

Time: 15minutes.

Topic: Rules of Tense.

LESSON PLAN AND EXECUTION

	Completely	Mostly	Some what	little bit	Not at all
a. The instructor got the attention of learners early	✓				
b. The instructor stated purpose in an interesting way		✓			
c. The instructor asked stimulating questions		✓			
d. The instructor highlighted important points	✓				
e. The information was presented for a given period	✓				
f. The instructor linked content with the application	✓				
g. The stated objectives were met	✓				

xxii

h. The instructor encouraged student responsibility for further learning	✓				
Teaching Techniques					
	Completel y	Mostl y	Some what	littl e bit	Not at all
a. The instructor asked the students to answer questions		✓			
b. The speaker used brainstorming		✓			
c. The students generated responses	✓				
d. The teacher used audiovisuals					✓
e. The instructor was conversational			✓		
f. The voice quality/volume of the teacher was adequate		✓			
g. The instructor showed an interest in the subject	✓				
h. Overall, the instructor tried to help the learners learn the subject	✓				
Class Management					
	Completel y	Mostl y	Some what	littl e bit	Not at all
a. Teacher established a rapport with the class before starting the lesson	✓				
b. Teacher took the time to introduce the lesson to the Class	✓				
c. Lesson material was meaningful, motivated, contextualized			✓		
d. Effective balance of STT (students talk time) and TTT (teacher talks time)		✓			
e. Time maintenance was effective	✓				
Use of English Language					
	Completel y	Mostl y	Some what	Littl e bit	Not at all
a. The teacher speaks in the target language in the classroom appropriately and effectively			✓		
b. The teacher offers opportunities for native language use				✓	

c. The teacher uses familiar words related to what s/he is teaching in class		✓			
d. The instructor presents information about some very familiar topics using native language		✓			
Presentation skills of the Teacher					
	Completel y	Mostl y	Some what	Littl e bit	Not at all
a. The teacher's voice is enough audible for all the students.	✓				
b. Teacher's pronunciation is clear enough to understand.	✓				
c. Teacher can keep pace while giving a lecture		✓			
d. The teacher gives adequate pauses while giving a lecture.		✓			
Teaching Materials (Teacher designed / Supplementary)					
	Completel y	Mostl y	Some what	Littl e bit	Not at all
a. Material fulfills the objective of the lessons provided.		✓			
b. Materials include lessons that are interesting and can motivate the learner		✓			
c. Materials are used effectively and efficiently		✓			
Treatment of Feedback					
	Completel y	Mostl y	Some what	Littl e bit	Not at all
a. Teacher provided effective feedback to each activity	✓				
b. Teacher provided feedback after the activity is finished	✓				
c. Teacher provided feedback individually	✓				
d. Teacher gave feedback to the whole class	✓				

Classroom Observation Report-02

Number of students present: 18

Date: 18/07/2021

Evaluator(s): Afifa Binta Mazhar

Time: 15minutes.

Topic: Tip of the tongue phenomenon.

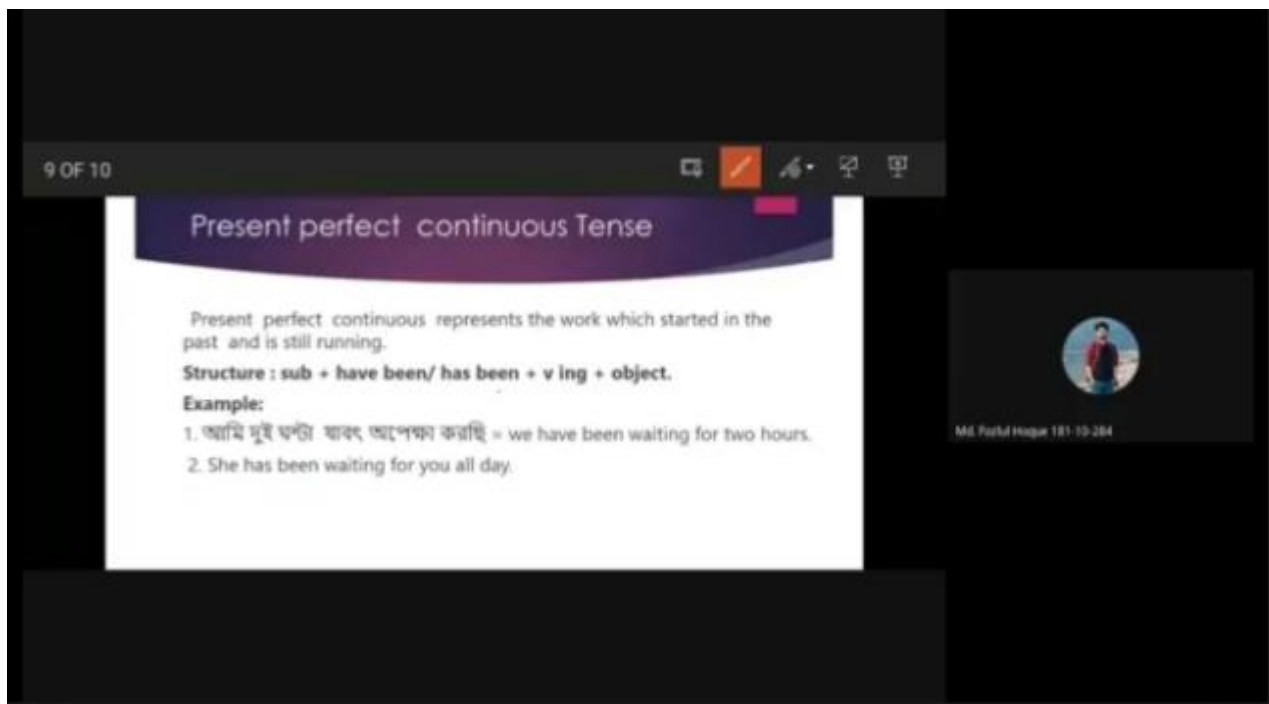
LESSON PLAN AND EXECUTION						
		Completel y	Most ly	Some what	little bit	Not at all
a. The instructor got the attention of learners early				✓		
b. The instructor stated purpose in an interesting way			✓			
c. The instructor asked stimulating questions				✓		
d. The instructor highlighted important points		✓				
e. The information was presented for the given period		✓				
f. The instructor linked content with the application		✓				
g. The stated objectives were met		✓				
h. The instructor encouraged student responsibility for further learning		✓				
Teaching Techniques						
		Completel y	Most ly	Some what	little bit	Not at all
a. The instructor asked the students to answer questions			✓			
b. The speaker used brainstorming			✓			
c. The students generated responses				✓		
d. The teacher used audiovisuals						✓

e. The instructor was conversational				✓		
f. The voice quality/volume of the teacher was adequate			✓			
g. The instructor showed an interest in the subject		✓				
h. Overall, the instructor tried to help the learners learn the subject		✓				
Class Management						
		Completel y	Mostl y	Some what	littl e bit	Not at all
a. Teacher established a rapport with the class before starting the lesson		✓				
b. Teacher took the time to introduce the lesson to the Class		✓				
c. Lesson material was meaningful, motivated, contextualized				✓		
d. Effective balance of STT (students talk time) and TTT (teacher talks time)				✓		
e. Time maintenance was effective		✓				
Use of English Language						
		Completel y	Mostl y	Some what	Littl e bit	Not at all
a. The teacher speaks in the target language in the classroom appropriately and effectively				✓		
b. The teacher offers opportunities for native language use					✓	
c. The teacher uses familiar words related to what s/he is teaching in class			✓			
d. The instructor presents information about some very familiar topics using native language		✓				
Presentation skills of the Teacher						
		Completel y	Mostl y	Some what	Littl e bit	Not at all
a. The teacher's voice is enough audible for all the students.		✓				

b. Teacher's pronunciation is clear enough to understand.		✓				
c. Teacher is able to keep pace while giving lecture			✓			
d. The teacher gives adequate pauses while giving lecture.		✓				
Teaching Materials (Teacher designed / Supplementary)						
		Completel y	Mostl y	Some what	Littl e bit	Not at all
a. Material fulfills the objective of the lessons provided.		✓				
b. Materials include lessons which are interesting and can motivate the learner		✓				
c. Materials are used effectively and efficiently			✓			
Treatment of Feedback						
		Completel y	Mostl y	Some what	Littl e bit	Not at all
a. Teacher provided effective feedback to each activity		✓				
b. Teacher provided feedback after the activity is finished		✓				
c. Teacher provided feedback individually		✓				
d. Teacher gave feedback to the whole class		✓				

Appendix-3

Photography-1



9 OF 10

Present perfect continuous Tense

Present perfect continuous represents the work which started in the past and is still running.

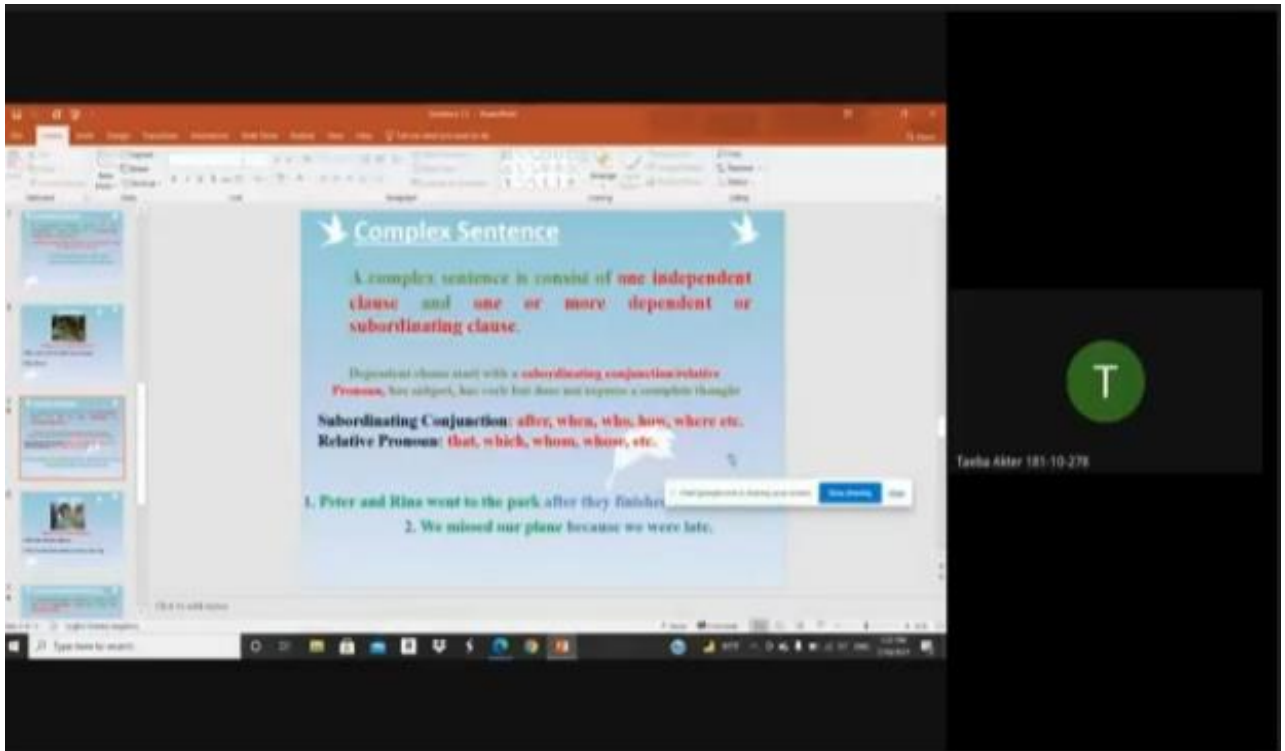
Structure : sub + have been/ has been + v ing + object.

Example:

1. আমি দুই ঘণ্টা যাবৎ অপেক্ষা করছি = we have been waiting for two hours.
2. She has been waiting for you all day.

Mr. Farhad Hossain 181-10-284

Photography-2



The image shows a screenshot of a presentation slide titled "Complex Sentence". The slide content is as follows:

Complex Sentence

A complex sentence is consist of **one independent clause and one or more dependent or subordinating clause.**

Dependent clause start with a **subordinating conjunction-relative Pronoun**. They subject, has verb but does not express a complete thought.

Subordinating Conjunction: after, when, who, how, where etc.
Relative Pronoun: that, which, whom, whose, etc.

1. Peter and Rina went to the park after they finished.
2. We missed our plane because we were late.

On the right side of the screenshot, there is a circular profile picture with the letter 'T' and the name "Tasha Akter 181-10-278" below it.

