

**INTERNSHIP ON WEB APPLICATION DEVELOPMENT USING PHP WITH  
WORDPRESS**

**SUBMITTED BY**

**METUNE CHANDRA MONDUL**

**ID: 152-15-6209**

This Report Presented in Partial Fulfillment of the Requirements for the Degree  
of Bachelor of Science in Computer Science and Engineering.

**Supervised By**

**Shaon Bhatta Shuvo**

Senior Lecturer

Department of CSE

Daffodil International University



**DAFFODIL INTERNATIONAL UNIVERSITY  
DHAKA, BANGLADESH  
DECEMBER, 2019**

## DECLARATION

I hereby declare that is internship report is prepared by me, Metune Chandra Mondul, ID No: 152-15-6209 to the department of Computer Science and Engineering, Daffodil International University, under the supervision of Shaon Bhatta Shuvo, Senior Lecturer, Department of CSE, Daffodil International University (DIU).

I also declare that neither this internship report nor any part of this internship report has been submitted elsewhere for award of any Degree or Diploma.

**Supervised by:**



**Shaon Bhatta Shuvo**

Senior Lecturer

Department of CSE

Daffodil International University

**Submitted by:**



**Metune Chandra Mondul**

ID: 152-15-6209

Department of CSE

Daffodil International University

## **APPROVAL**

This internship titled “WEB APPLICATION DEVELOPMENT USING PHP WITH WORDPRESS”, submitted by Metune Chandra Mondul, ID No: 152-15-6209 to the Department of Computer Science and Engineering, Daffodil International University has been accepted as satisfactory for the partial fulfillment of the requirements for the degree of B.Sc. in Computer Science and Engineering and approved as to its style and contents. The presentation has been held on 05-DEC-19.

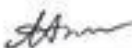


### **BOARD OF EXAMINERS**

**Dr. Syed Akhter Hossain**  
**Professor and Head**

Department of Computer Science and Engineering  
Faculty of Science & Information Technology  
Daffodil International University


**Chairman**



**Nazmun Nessa Moon**  
**Assistant Professor**

Department of Computer Science and Engineering  
Faculty of Science & Information Technology  
Daffodil International University


**Internal Examiner**



**Gazi Zahirul Islam**  
**Assistant Professor**

Department of Computer Science and Engineering  
Faculty of Science & Information Technology  
Daffodil International University

**Internal Examiner**



**Dr. Mohammad Shorif Uddin**  
**Professor**

Department of Computer Science and Engineering  
Jahangirnagar University

**External Examiner**

## ACKNOWLEDGEMENT

First I express my heartiest thanks and gratefulness to Almighty for his special blessing to let me makes possible to complete this internship successfully.

To make a report and deal with a practical world is not so easy work if not get support by others. Therefore, I feel grateful to give many thanks to my supervisor **Shaon Bhatta Shuvo, Senior Lecturer, Department of CSE, Daffodil International University, Dhaka**. Deep Knowledge & wholehearted interest of our supervisor in the field of web application development using php with wordpress system affected me to carry out this Internship. Sincerely I'm grateful to all of my supervisor, Without his guidance not finish this task successfully. He is scholastic guidance, beneficial advice, unremitting encouragement and support, correcting them at all field of activity have made it possible to complete this internship.

I would like to mention my gratefulness to all the programmer's and employees of IT Division, "Update Technology Bangladesh Ltd" for supporting and helping me prepare report and giving pleasurable working experiences.

I would like to thank whole every course mate in Daffodil International University, who partook in this dialog while completing the course work.

## **ABSTRACT**

Web Application development using PHP with Wordpress were the main objective of this internship. And only the software development is used. For Example: HTML5, CSS3, and Bootstrap etc. and some other Programming Language are also available for the application's dynamic function. For example: PHP, OOP PHP, JQuery, JavaScript etc. There are also some systems that are used widely in modern times. A framework is basically organized programming that uses addons, theme plugin, and template. Wordpress is also referred to as CMS, if we Develop Ecommerce applications that are very useful to us because we can access them from anywhere in the world that's why I choose my report as subject "web application development using PHP with wordpress" at "Update Technology Bangladesh Ltd". Working in "Update Technology Bangladesh Ltd " The key issue was introducing tremendous interactions and addressing real-life problems. This report brings us through all web application development information gathered during this internship time with ecommerce knowledge and experience.

## TABLE OF CONTENTS

<b>CONTENTS</b>	<b>PAGE</b>
Approval	ii
Declaration	iii
Acknowledgement	iv
Abstract	v
List of Tables	vi-vii
List of Figures	viii
<b>CHAPTER</b>	
<b>CHAPTER 1: INTRODUCTION</b>	<b>1-2</b>
1.1 Introduction	1
1.2 Motivation	1
1.3 Internship Objectives	1
1.4 Introduction to the Company	2
1.5 Report Layout	2
<b>CHAPTER 2: ORGANIZATION</b>	<b>3-5</b>
2.1 Introduction	3
2.2 Product and Market Situation	3
2.3 Target Group & Audience	4
2.4 Mission and Vision	4
2.5 Principles	4
2.6 Organizational Structure	5
<b>CHAPTER 3: TASKS, PROJECTS &amp; ACTIVITIES</b>	<b>6-21</b>
3.1 Daily Task & Activities	6
3.2 Events & Activities	6
3.3 Install Sublime Text	6
3.4 Install XAMPP Server	8
3.5 Install Wordpress Project in online using ftp	11
3.6 Full Automated Web Hosting Business website	16
3.7 E-commerce Website Project	17
3.8 School Website	20

3.9 Newspaper website Project	21
3.10 Blood donation Project	21
	<b>22-23</b>
<b>CHAPTER 4:COMPETENCIES &amp; SMART PLAN</b>	
4.1 Competencies Earned	22
4.2 Smart Plan	22
4.3 Reflections	23
4.3.1 Problems and Solutions	23
<b>CHAPTER 5: CONCLUSION AND FUTURE CAREER</b>	
	<b>24-25</b>
5.1 Discussion and Conclusion	24
5.2 Scope for further career	25
5.3 Challenges	25
<b>REFERENCES</b>	26
<b>APPENDICES</b>	<b>27-28</b>
Appendix A: Internship Reflection	27
Appendix B: Company Details	28

<b>LIST OF FIGURES</b>	<b>PAGE NO.</b>
Figure: 3.3.1 Sublime text editor	7
Figure: 3.3.2 Sublime text editor with package control install	7
Figure: 3.3.3Sublime text editor project folder with code demo	7
Figure:3.4.2: Downloaded xampp server.	8
Figure: 3.4.2 Xampp server downloaded	8
Figure 3.4.3 Xampp setup wizard	9
Figure: 3.4.7 Xampp install completed	9
Figure: 3.4.8 Windows security alert	9
Figure: 3.4.9 Xampp server running	12
Figure: 3.5.1 Wordpress main project file	12
Figure: 3.5.2 Cpanelmysql database	12
Figure: 3.5.3 Create new database	12
Figure: 3.5.4 Create new user	12
Figure: 3.5.5 Add user to a database	13
Figure: 3.5.6 Wordpress installing home page	14
Figure: 3.5.9 Import website main information	16
Figure: 3.5.10 Admin and login	16
Figure: 3.7.1 E-commerce Web site Home	17
Figure: 3.7.2Admin panel	17
Figure: 3.7.3 Product Insert Page	18
Figure: 3.7.4 Cart page	19
Figure: 3.7.5 Checkout and Payment system	19
Figure: 3.7.6 Clients Control Plane	19
Figure: 3.7.7 Admin control panel	20
Figure: 3.8.1 School website homepage	20
Figure: 3.8.2Sms homepage	20
Figure: 3.9.1 Newspaper home page	21
Figure: 3.10.1 Blood donation website home page	21
Figure: 3.10.2 Blood groups	22
Figure: 3.10.3 All blood donor	23





# CHAPTER 1

## Introduction

### 1.1 Introduction

The implementation for new terminology & the bottom line of a business more modern approaches can reflect. To keep up with day by day growing business needs and above all its extent of spanning everywhere the world, and Web Application also attract the attention of global customers, website is the inexpensive, wisest and proficient most way. A user friendly dynamic website, WHMCS software and Module/application is an outstanding need for any hosting or server company.

### 1.2 Motivation

I found out that “Update Technology Bangladesh Ltd”. It’s a most beloved of all Software Development Company of the Bangladesh. Hold on anomalous reputation for customer gratification and service. I believe that the medley of my educational presentation & trade be faced from “Update Technology Bangladesh Ltd” will build me an strong point for any company. Therefore, in this farm I choose to do internship.

I truly believe this internship will give me the chance to change my career. “Update Technology Bangladesh Ltd”. As I am a new, I was providing to “Update Technology Bangladesh Ltd” is practice & learn as enormous “Update Technology Bangladesh Ltd” internship experience will provide me edification & in my walks of life.

### 1.3 Internship Objectives

- To Gain practical knowledge about computer Programming.
- To Gain practical knowledge about HTML5, CSS3, JavaScript, JQuery, Ajax, PHP
- (OOP PHP), MySQL, wordpress, whmcs etc.
- Achieve essential background knowledge.
- Improve communication skills.
- Wisdom of key professionals.
- wit of professional deontology, values and faith.
- Knowledge of professional association’s activities.
- Communicates well with people.
- Knowledge’s of professional journal & newsletter

## **1.4 Introduction to the Company**

“Update Technology Bangladesh Ltd” is a software, website development and hosting providing company. They customize solutions that make client’s the business are run smoother, more quickly, with greater safety and efficiency. This company aims to provide creative and innovative solutions to boost their business performance and decompose the technical barriers to their business progress.

## **1.5 Report Layout**

**In the chapter (1)** I’ve highlighted Internship Introduction, Motivation, Internship Objectives, and Introduction to the Company.

**In the chapter (2)** I’ve highlighted Organization Introduction, product and Market position Mission and Vision, Principles, Organizational Structure, Target Group.

**In the chapter (3)** I have designate every day Activities & Task, Events and performances.

**In the chapter (4)** I have designate Earned proficiency, efficient Plan, thought, Problem and Solution, Install sublime text, Install xampp server, Install composer, Install wordpress project, theme structure, Full automated web hosting company website, Newspaper, Blood Donation project and mobile payment system module for WHMCS ( bkaash payment and All mobile Payment module)

**In the chapter (5)** I have designate conversation and Conclusion, Challenges, opportunity for Further Career of the intern, Internship reflection, and Company details.

## CHAPTER 2

### Organization

#### 2.1 Introduction

“Update Technology Bangladesh Ltd” operates virtually and physically. The team with highly skilled on development and even for service, best efforts should be made for customer. “Update Technology Bangladesh Ltd” it’s officially launched in February 2015, but actually started its journey in 2014 to reinvent Artificial Intelligence with sales & marketing. “Update Technology Bangladesh Ltd” team of serial entrepreneurial team is passionate about modernization the power of artificial intelligence for the mass market and as a service to almost any marketing tool provides predictive lead, like CRMs. Such skill that made And Guided by combined experiences of the team, and grown into a leader in the industry.

“Update Technology Bangladesh Ltd” allows faster growth in earning with less human workers. To fulfill this technology three difficult tasks are performed. 1st, it minimize the selling cost by accurately the combination of buyers and sellers. 2nd, it pick up customer data that makes improve each buyer’s prophecy. Finally “Update Technology Bangladesh Ltd” the perfect way to use predictive analytics to dramatically improve sales and marketing results greatly.

#### 2.2 Product and Market Situation

“Update Technology Bangladesh Ltd” has experienced and professionals who are absolutely ready to design and implement the best solution for the client that will not only attract new customers but also guarantee the retention of most loyal, existing customers. The company is determined with the projects which are always being delivered on time and within the set budget while maintaining the optimum quality. The company believes in Long Term Partnerships and it is always ready to take the extra step to make sure their clients are happy with the company, and with the company’s hard work. The future is in the trip of combined efforts, who knows it may flourish as partnership grows.

#### Services

- Web Application Development
- Outsourcing of Software Development
- Development Mobile Application
- Software And QA Services Testing
- Content Development

- IT Service Management.
- IT Training
- Digital Marketing
- Plug-in Development
- Lead Generation
- Virtual Office Management
- Domain and hosting

### **2.3 Target Group & Audience**

Web Application easy to get carried away. Developer can get swept up trying to impress their clients with new-fashioned techniques, while customer wants a wonderful website to show up their business. If they're not careful together, they might get caught up in color schemes, fonts, images, elements of vision, etc. may forget the most important thing about the website's usability.

But while the client may end up amazed, cutting-edge site, it is better if it doesn't cater to those who will actually use it, and therefore does not provide the client with any tangible benefits to the business, and the create a website that will improve the experience of its user and be perfectly suited to the intended audience. That's our job, and as a developer, firstly ensures that our customers remain focused on the last user. Because the web application only as good as its audience thinks at the end of the day.s

### **2.4 Mission and Vision**

Their goal is to transform the software industry's dynamics by offering trustworthy, supportive and reliable software development service to customer who see their relationship as a strategic catalyst for their success. When they take over the customer project & plan of the company, when they take on client's project, they take the project stewardship with them in seat of the director. As the project consultants, as stewards of their project, they think they're successful not when they deliver the final service to the consumer but when the product satisfies it's business goal and that is its vision.

### **2.5 Principles**

- ✓ Honesty when dealing with their customers, to each other and the earth. And integrity is part of their facilities.

- ✓ In all their conversions, be open and up front. Keep customers up to date on the actual situation. Deal circumstance early, stop surprises of the last minute.
- ✓ Try to authorize and enable their customer. Considering them successful not when they deliver final product or service of their customer but when the service has been launched and is through.
- ✓ Will go over the extra mile. tell the truth gracefully. Provide more than hoped or pledged.
- ✓ Standard and the best in the business. Try completely new and improve on thought. Never rest on your reverence. Moving away from comfort zones. Continue to suggest new things and learn. And try to find out more.
- ✓ Success not a destination it's an journey. Try multiplying/increasing how much they have - wealth, capabilities, dominance, and business for their customer.

## **2.6 Organizational Structure**

There are thousands of Web Application, Mobile Application Development and web hosting /server companies in Bangladesh. The company has a skillful team of web Application, and company provided development of Mobile Application, development of Web Application, Software Testing And QA Services and IT Training services, Software Development Outsourcing, Android App Development, Content Development, Virtual office Management, Lead Generation, Digital Marketing.

An organizational structure depends on the organization objectives and technique. Within a hierarchical system, the top management layer has the greatest decision making-power. In a structure decentralized, the power of decision making is distributed and the divisions and branches may have varying degrees of liberty.

## **CHAPTER 3**

### **Tasks Projects And Activities**

#### **3.1 Daily Task & Activities**

I joined “Update Technology Bangladesh Ltd” as a novice programmer. I have included the following things in my daily work list :

- HTML - “Hyper Text Markup Language”
- Code in CSS3 (Cascaded Style Sheet).
- JQuery JavaScript.
- To create database through MySQL.
- Coding in PHP (Hypertext Preprocessor).
- Coding with wordpress theme.
- Coding with whmcs module.

#### **3.2 Events & Activities**

- Archive Event resource
- Distribution of the Archives
- Feedback gathering
- Promote the following case
- Daily Creative think of website
- Installation of XAMMP Server V3.2.2 and configure PHP environment.
- Developing dynamic website with wordpress
- Developing WHMCS Module
- Create and design database according project.

After configuring framework we design the home page, then alternate pages, after that we web application design and develop other pages according client’s needs. So first of all we’re booting our choice code editor. Personally I’m using Sublime Text, and other idea to code my project.

#### **3.3 Install Sublime Text**

Sublime Text Editor is the all in one package which installs the basic coding.

Basically using sublime text I will run code like html, css, php, JavaScript, jquery, laravel, bootstrap etc.

##### **Step-1**

At first I have to download sublime text and install . When I have to run sublime text, it is look like given below.

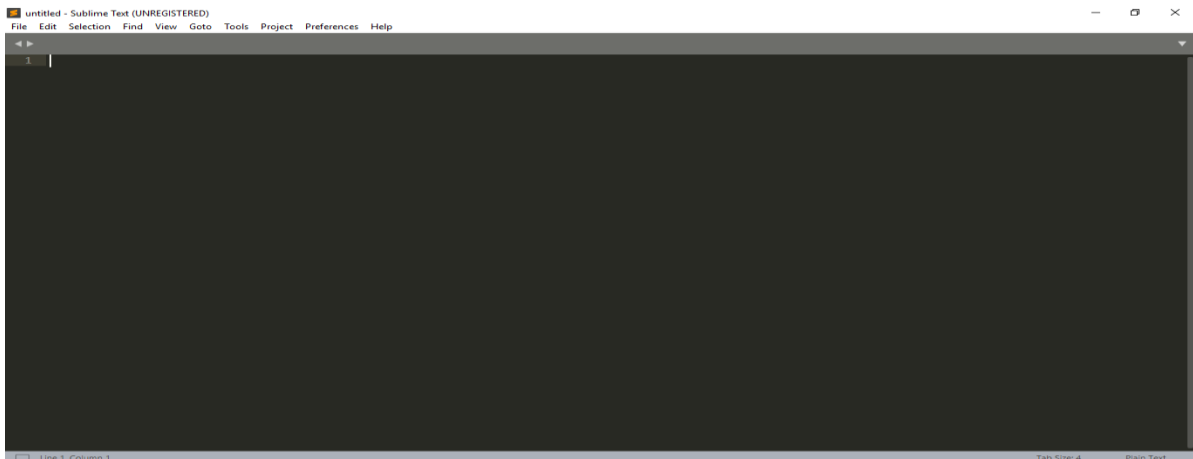


Figure 3.3.1: Sublime text editor

### Step-2

After running sublime text i need to install some packages. I have to run ctrl+p to running the terminal and find the required packages and install.

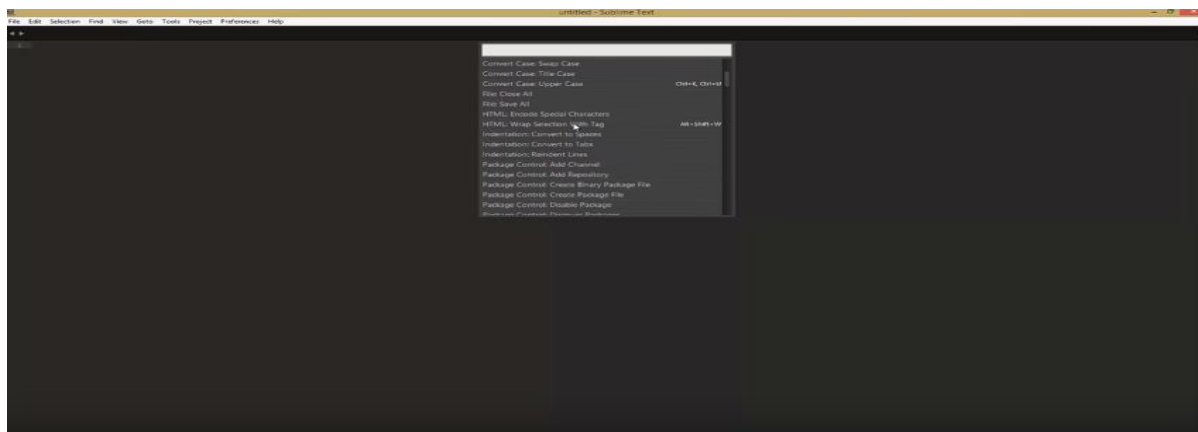


Figure 3.3.2: Sublime text with package control installs

### Step-3

After installing package and need to upload project on the sublime text. Right side of the sublime text we can see code writing option and Left side of sublime text we can see my project given below.

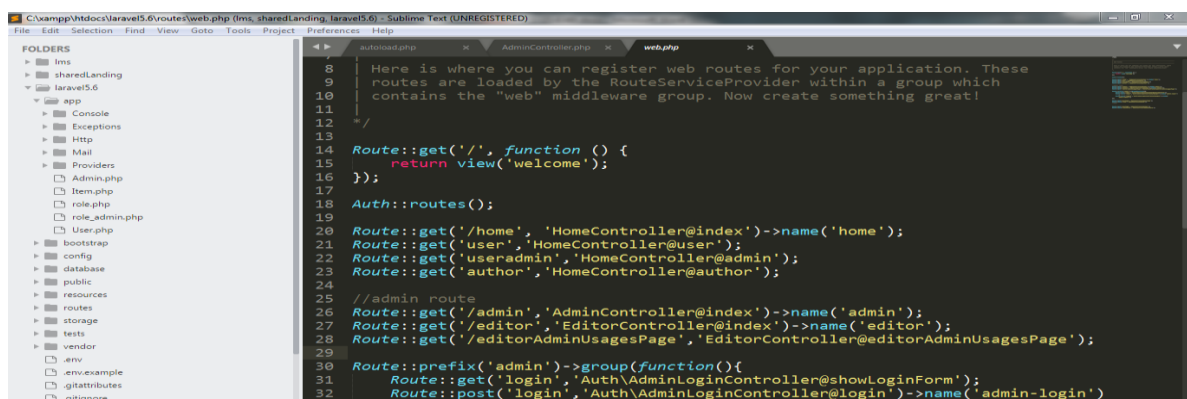


Figure 3.3.2: project folder with code.



### 3.4 Install Xampp Server.

Xampp server provides and ready environment for php script. And Xampp (PHP ,mySQL ,Windows, Apache) everything is one package installing the basic programs. I'll have to operate the localhost& building and running PHP scripts.

#### Step-1 :

At first I have to go Xampp official website download page .This page look like given below.



Figure 3.4.1: Xampp server download page

#### Step-2

I have already downloaded xampp. Now i have to find the xampp and install it on my computer.

My downloaded xampp is in download folder on my computer. Here is the image given below.

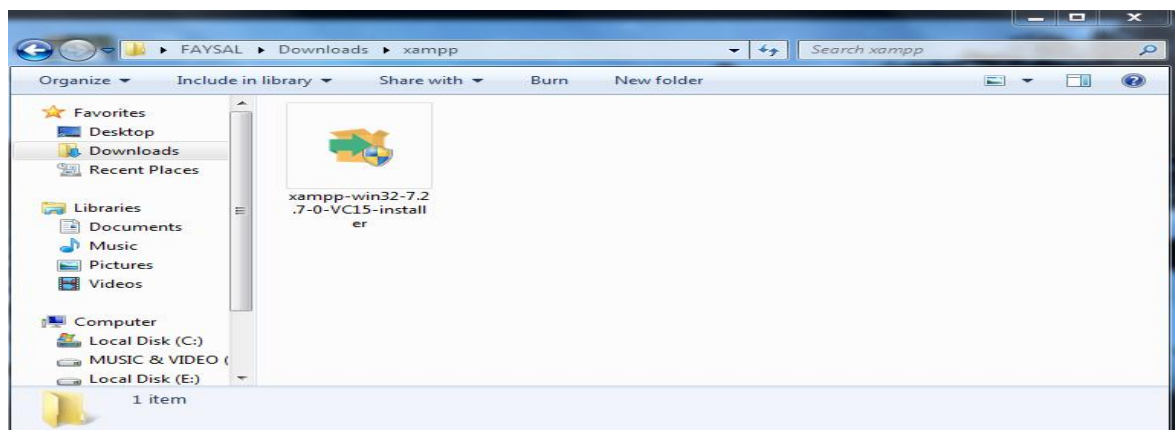


Figure 3.4.2: Downloaded xampp server.

#### Step-3

Frist of all I clicked icon of xampp server on my download folder.after it show me to the welcome xamppsetup wizard. And press the next one now.

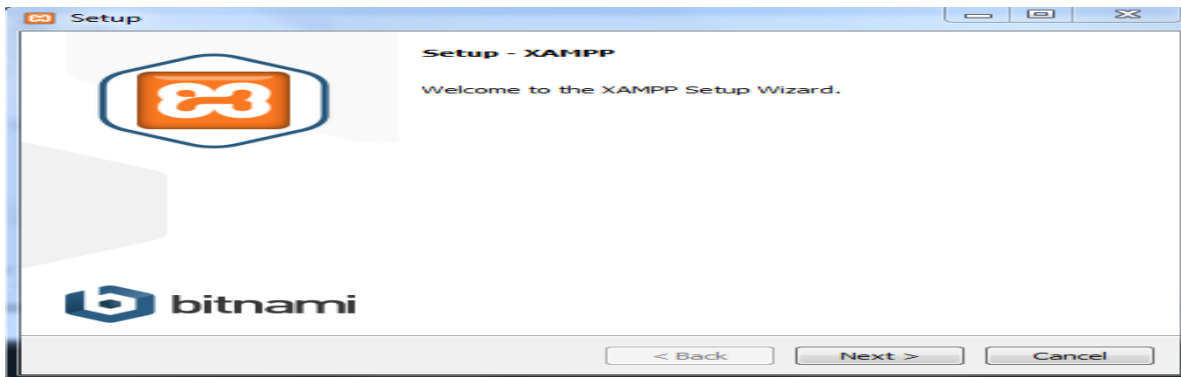


Figure 3.4.3: Xampp setup wizard.

#### Step-4

When After clicking next button I found that page it is look like image given below. Basically here important PHP,MySQL,phpMyadmin. Apache

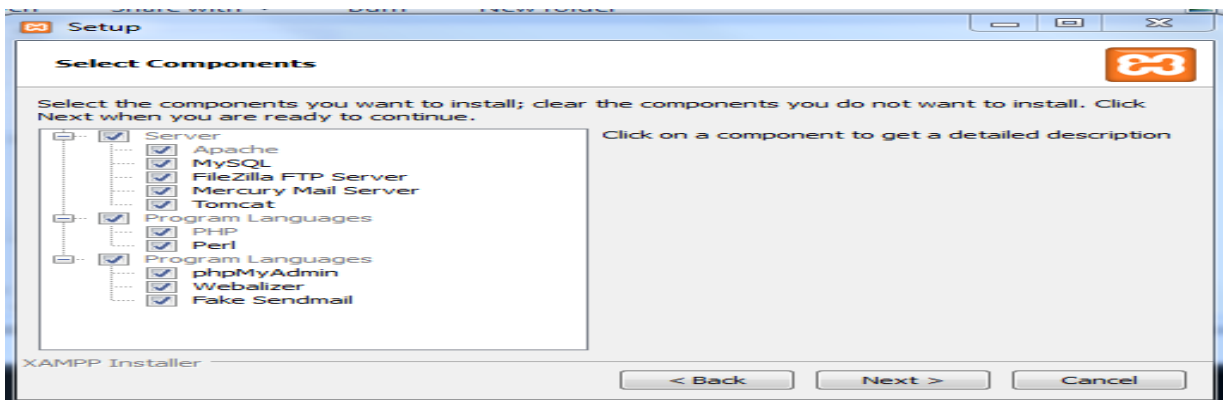


Figure 3.4.4: Component setup wizard.

#### Step-5

When After clicking next button I found choosing installation folder option. Here I have to chose folder and click next.

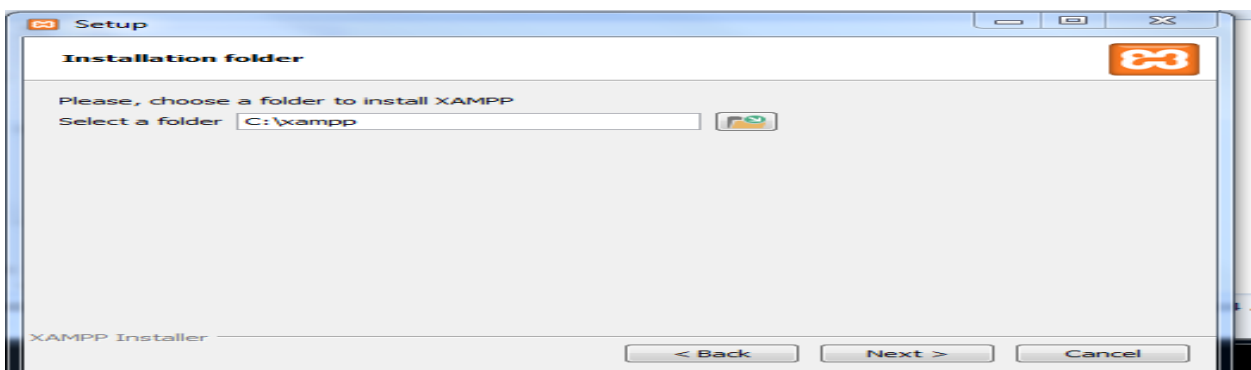


Figure 3.4.5: Select folder.

### Step-6

When I click next it there start installing need some time then its complete installing. When installing complete I found next button. When we find next button click next button



Figure 3.4.6: Start xampp setup.

### Step-7

After few minute we found installation successfully wizard it is look like

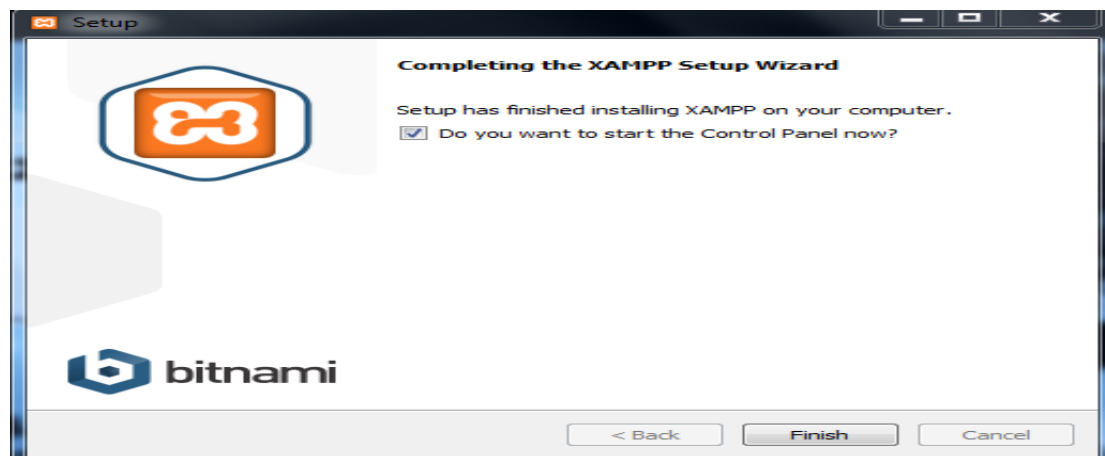


Figure 3.4.7: Xampp install completed.

### Step-8

We have successfully completed xampp setup but when setup complete we found windows security alert. And click allow access.

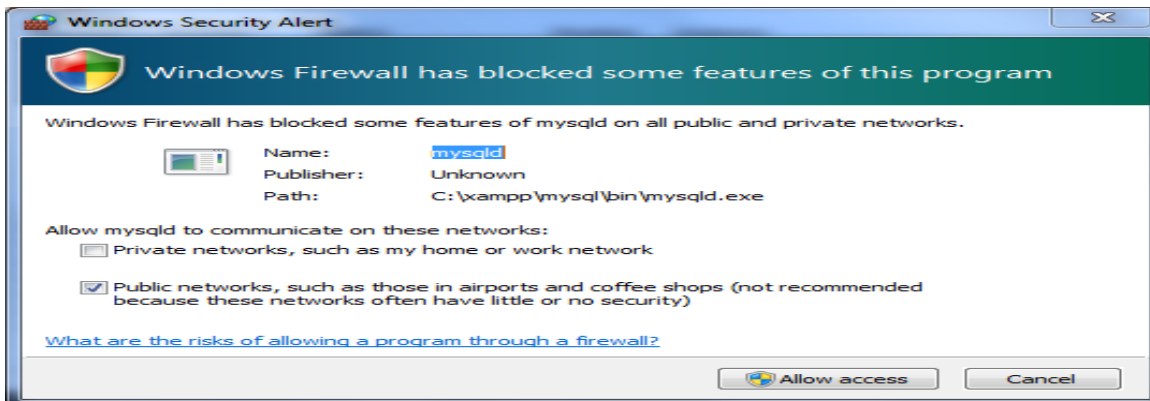


Figure 3.4.8: Windows security alert.

### Step-9

Finally i have to successfully complete xampp setup. Now I have to get xampp control panel. Basically when i try to run php script there need to run apache and mysql so click the start button under the Apache and mysql.

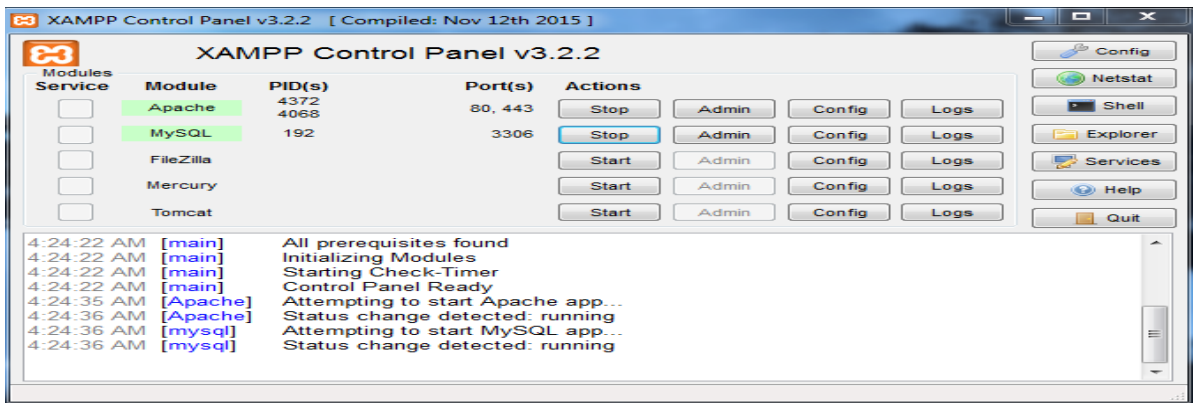


Figure 3.3.9: Xampp server running.

## 3.5 Install Wordpress Project in online using FTP.

1. At first beginning level, I necessity of the download last version of WordPress zip file. and after download Unzip this file and use the FTP software like filezilla and upload this files into my hosting directory of my selected folder. image shown in below

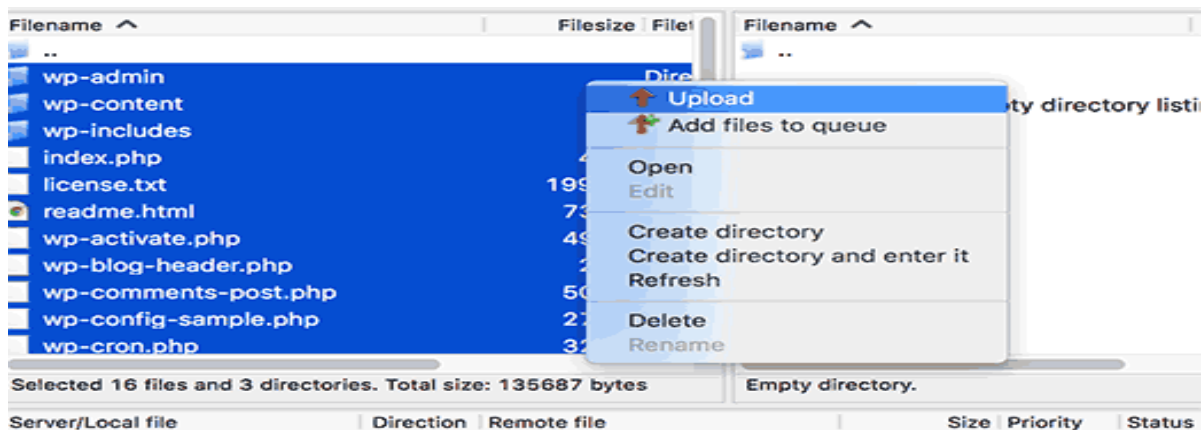


Figure 3.5.1wordpress main project file

2. I would like to install WordPress on my root domain name (like test.com), after then necessity to upload WordPress (WP) all files to my hosting root directory. Generally this directory name is /public\_html/.

3. When I am successfully done with uploading WordPress, then now I'm go to my cPanel (Control Panel) to generate a database. I am manage cPanel(Hosting Control Panel) hosting, so our screenshots will be of Control Panel. In my Control Panel, I find the icon this name MySQL:



Figure 3.5.2cpanelMySQL Database

Fast off all I will give a look a field and to create a new database. Imputed of my selected database name, and after that click to a "Create Database", database name 1<sup>st</sup> part is cPanel user name and last part is my impute name.

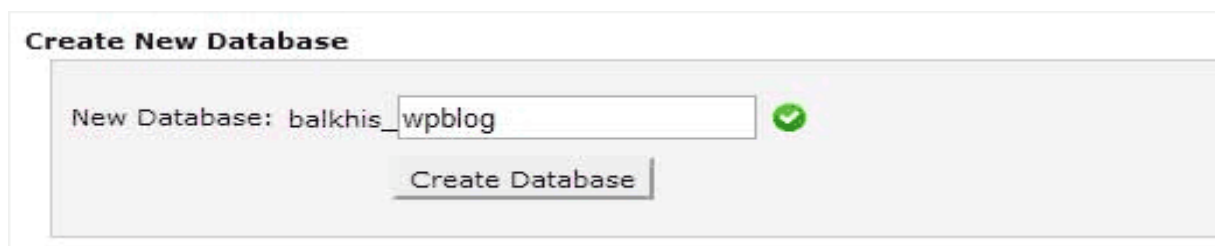


Figure 3.5.3Create New Database

4. For the time being that I have constructed my database, MySQL yet imperative a username. This user name will've ingress to perform actions on this data-base.

5. Including My-SQL data-bases page in myhostingcPanel account, scroll down to My-SQL user's part then Simply shift a user-name & password for my new user and click on the "Create a user" button...

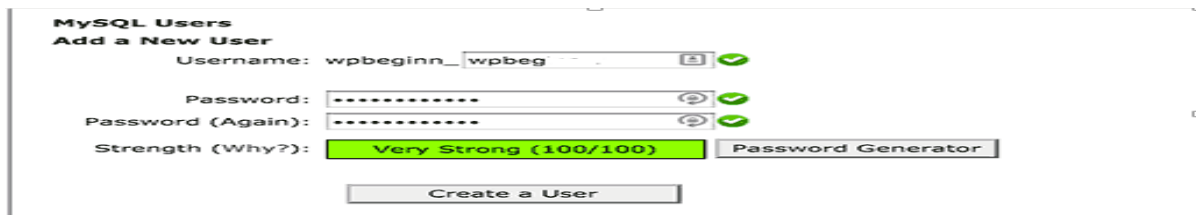


Figure 3.5.4 Create New User

6. This yet new user does not have access to the "data-base" my generateassoon. That's why I will required to join the user to the "data-base" and give them permit to attain all the action.

7. Equivalent, My-SQL Data-bases page in my web web hosting account (cPanel), scroll down to "Add User to a Database" section. Chosen the data-base user I generate from the drop-down menu following to user-name, then select database, and then click on the add button.




Figure 3.5.5 Add user to a database

8. Check and Select all privileges then click on the prepare alternative button.

Now I'm ready to run my WordPress (WP) installed.

9. Through the URL where I uploaded WordPress (WP). Enter My main domain name in the browser window and select the selection English language.

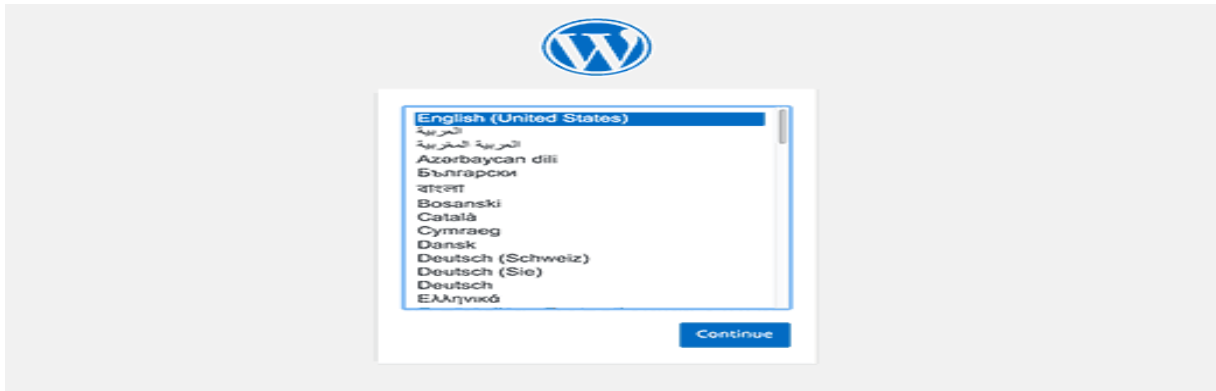


Figure 3.5.6 Wordpress Installing Home page

10. Click on the “continue” button to continue this proceed.

11. Now I’m see instruction for install wordpress like database name, password, and mysql host information.

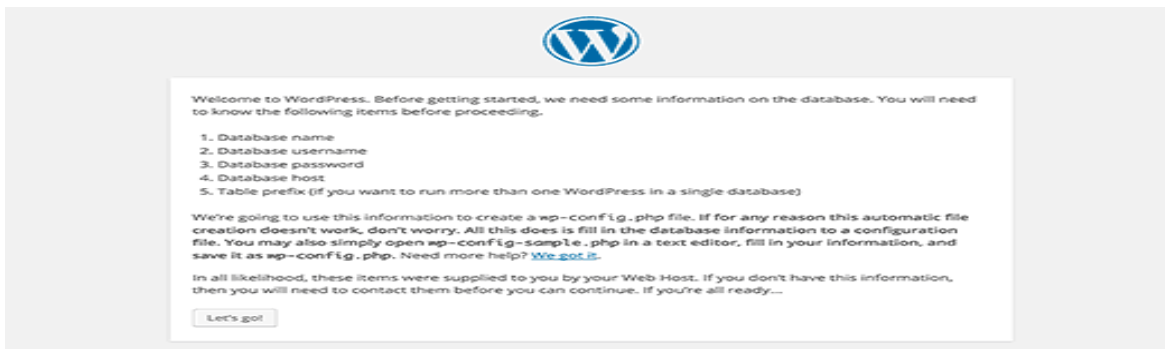


Figure 3.5.7 Wordpress Installing page-2

12. Then click on the “Let’s go” button to the continue running process system.

13. During this time, I was created a table in my database and set my database name, username, password, database host.

14. WordPress will now show me a form like this screenshot. Then i need to import the database name and others information that was I created on my database table.

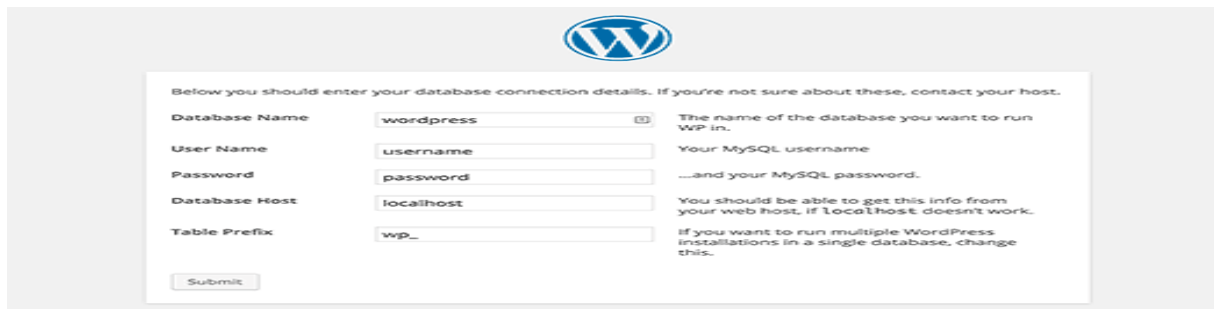


Figure 3.5.8 Wordpress Installing page 3

On the showing form now i'm fill all information & click the “submit” buttonsection. WP will now connect to my hosting database and then will show you a success alert or message in page.

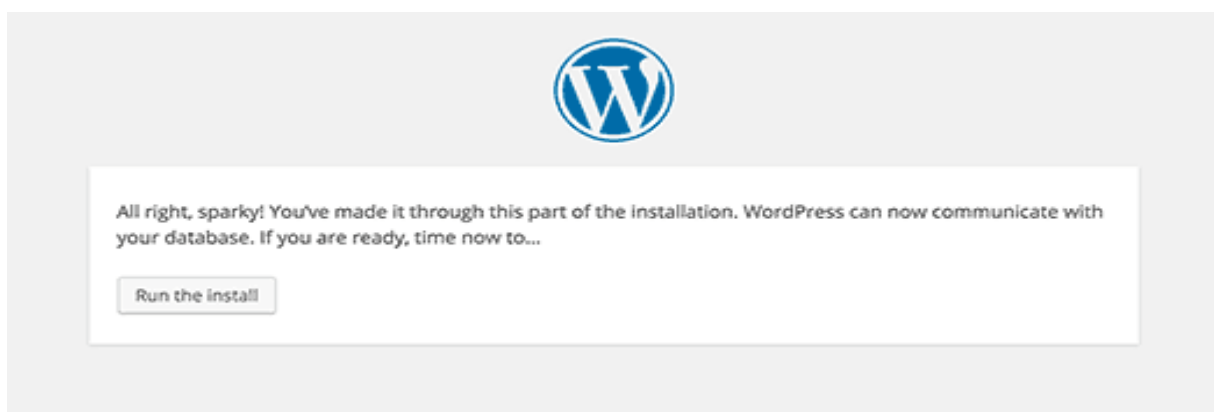


Figure 4.3.4.8 WordPress Ran

15. Then click on “Run the Install” buttonsection to continue this process.

16. In this step I need to provide some information for WP to setup my web site. This includes “web site title”, “admin”, “username”, “password”, & “e-mail address”.now

If I do not want my website to be visible to search engines like google search, so I don't need to check-box, because this site is under construction.



**Information needed**

Please provide the following information. Don't worry, you can always change these settings later.

**Site Title**

**Username**  \*  
Usernames can have only alphanumeric characters, spaces, underscores, hyphens, periods, and the @ symbol.

**Password**  Hide  
 Strong  
Important: You will need this password to log in. Please store it in a secure location.

**Your Email**  \*  
Double-check your email address before continuing.

**Search Engine Visibility**  
 Discourage search engines from indexing this site  
It is up to search engines to honor this request.

Figure 3.5.9 Import Website main Information

17. Then I click on the Install WP button to continue. WP was setup my website & finish the installation process.

I was seen a successful message showing my username. And then I am ready to click the 'login' for sign up my WordPress Website.

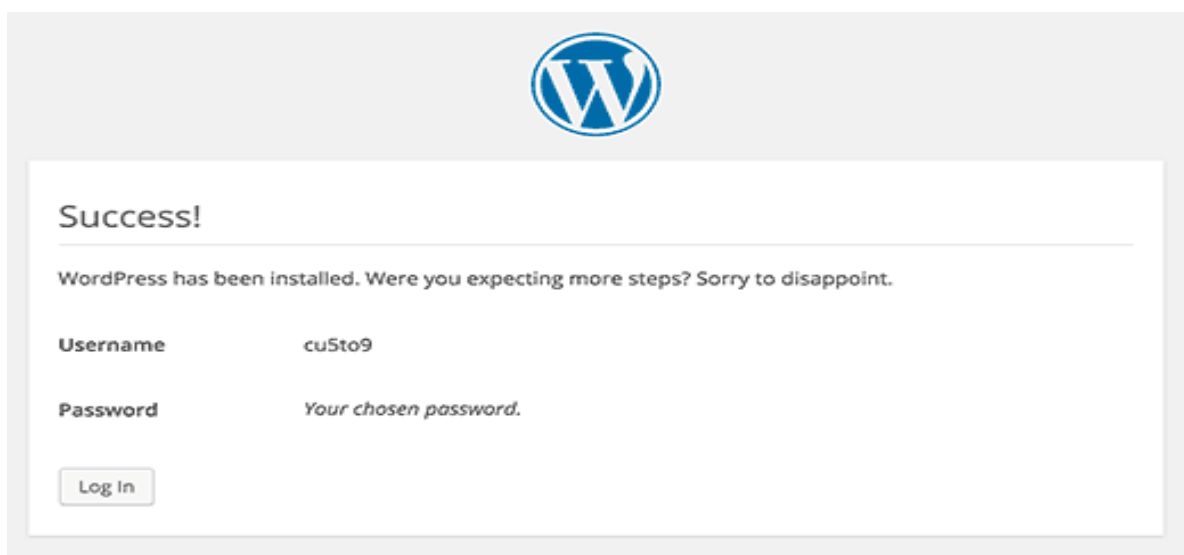


Figure 3.5.10 Admin Login page

### 3.7 E-commerce

Commonly known as a e-commerce, as electronic marketing which purchases and sells product

& service by business and consumer over the internet. And the most important work I have done in this project is multiple authentication one is super admin and another is admin. Superadmin can have ability to create admin user, and payment module adding mobile financial service Bkash, MCash, SureCash, DBBL. Here down blew E-commerce home page screenshot

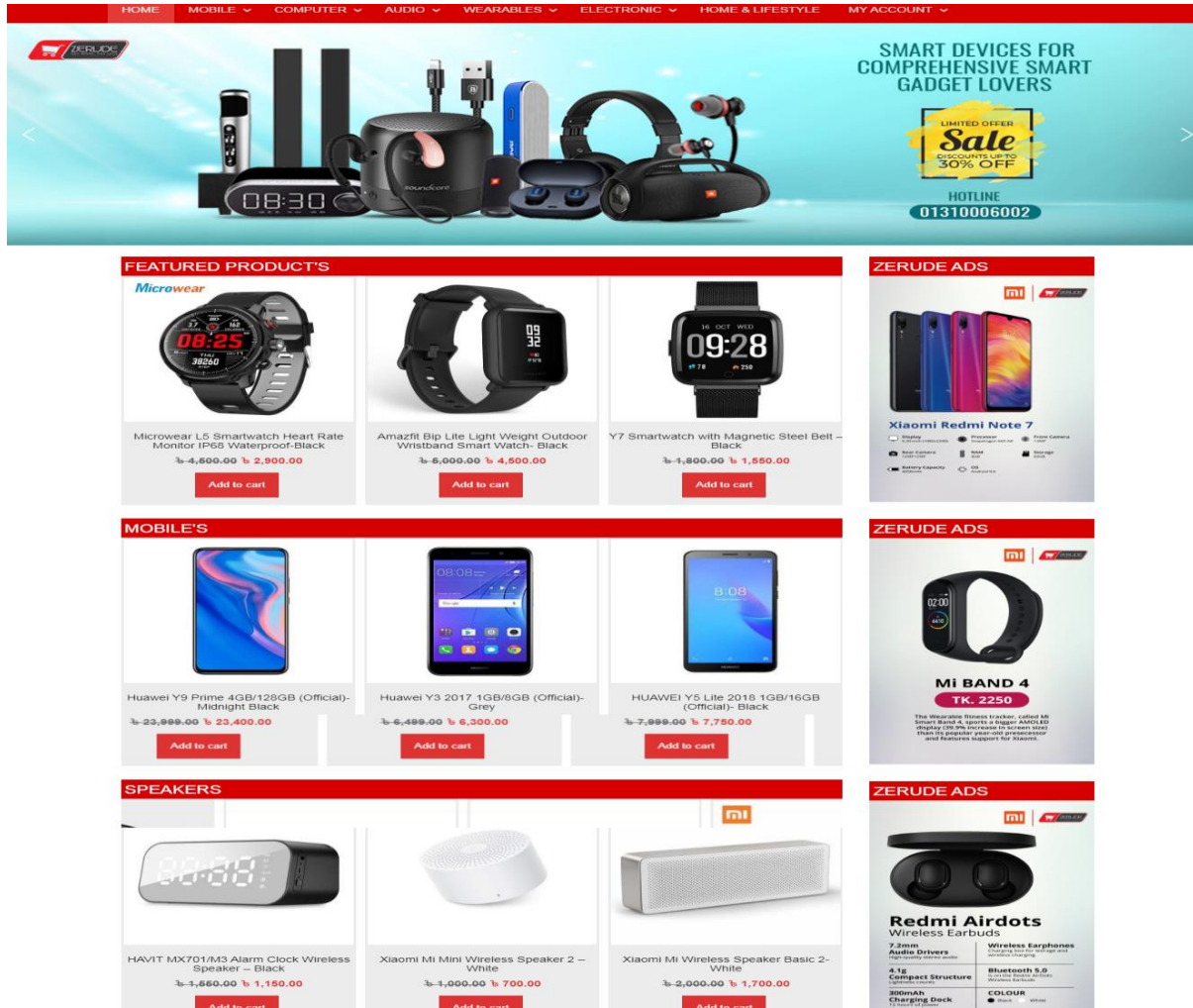


Figure 3.7.1:E-commerce Web site Home

Here down blew Admin panel screenshot

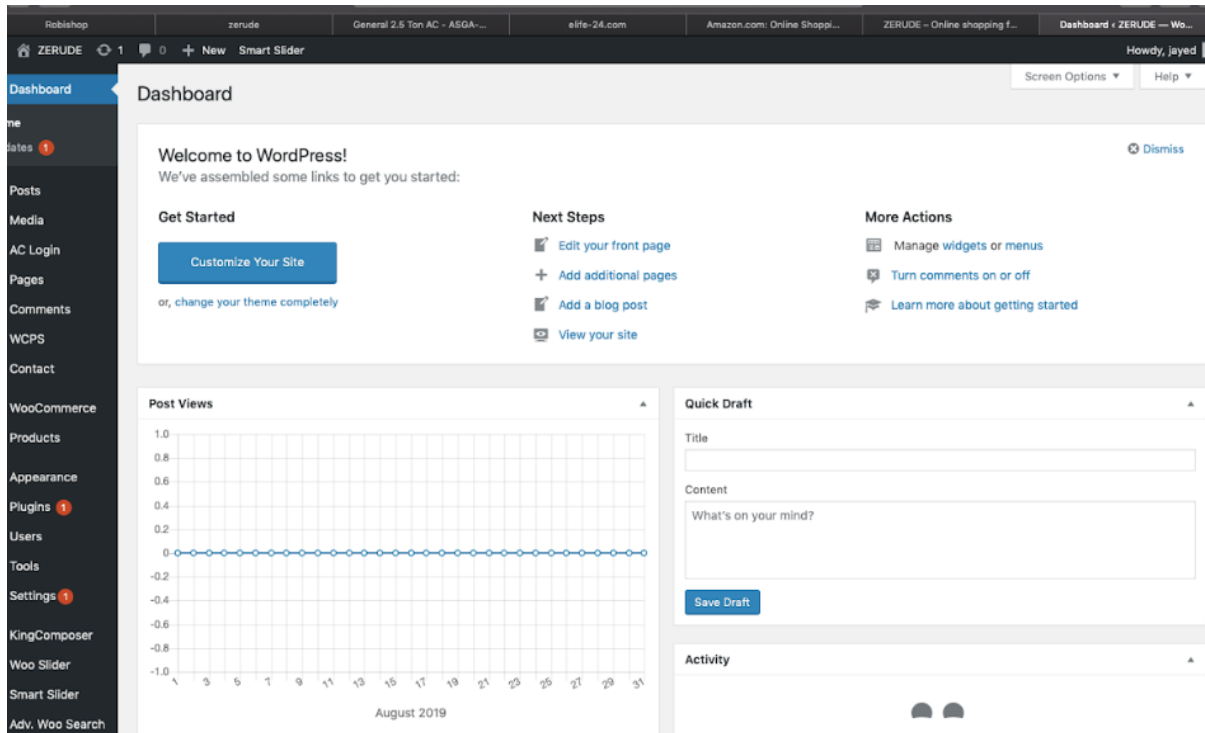


Figure 3.7.2:Admin panel

## Product Insert Page

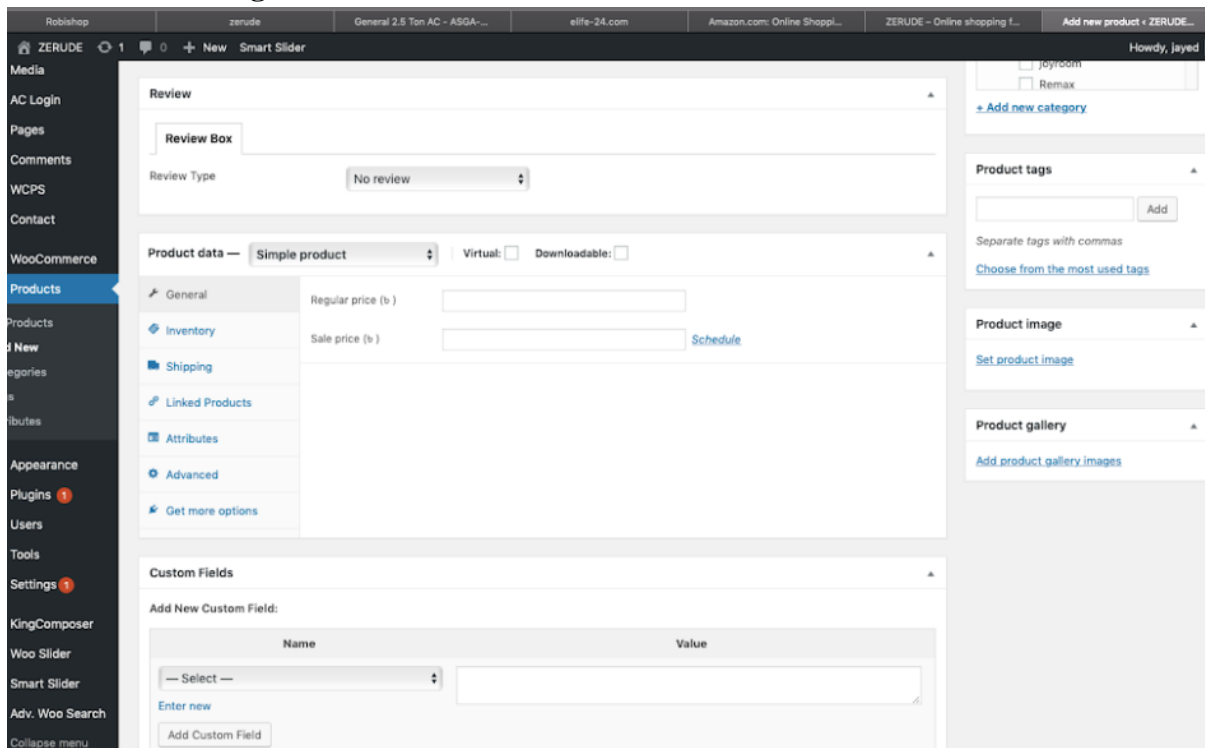


Figure 3.7.3:Product Insert Page

## Here Cart Page

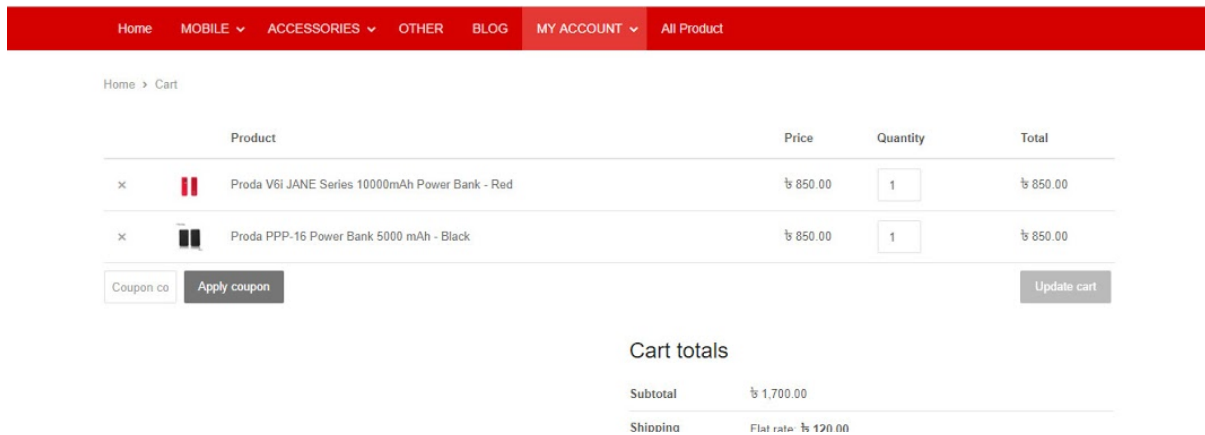


Figure 3.7.4: Cart page

## Checkout system

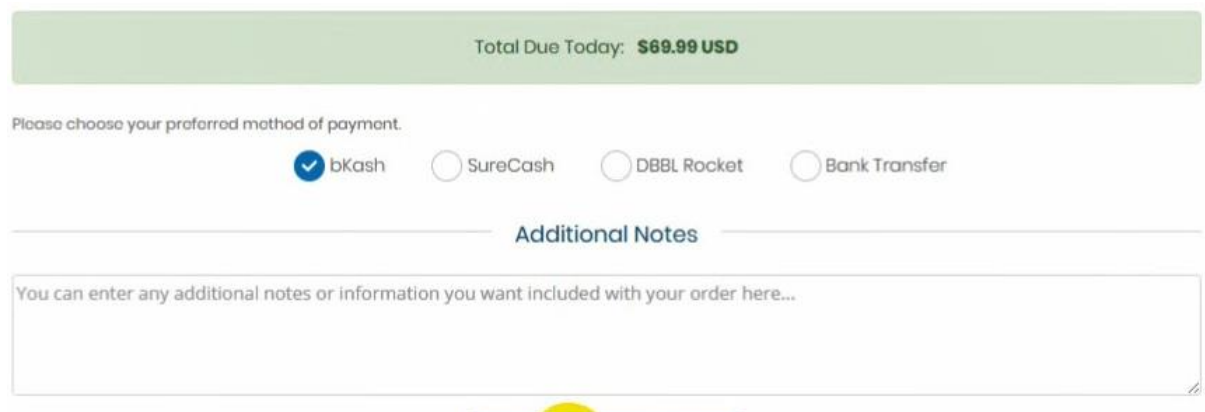


Figure 3.7.5:Checkout and Payment system

## Client Payment Gateway

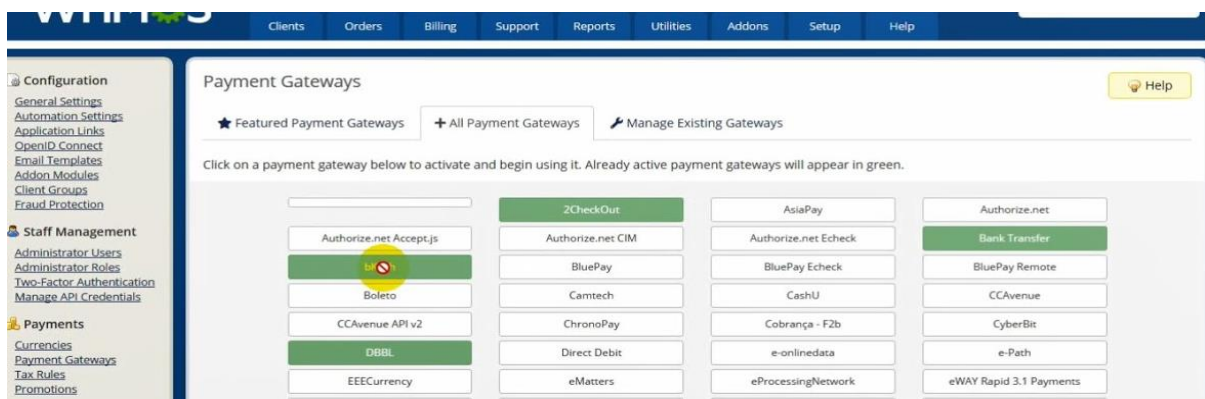


Figure 3.7.6:Clients Control Plane

## Admin Control Panel

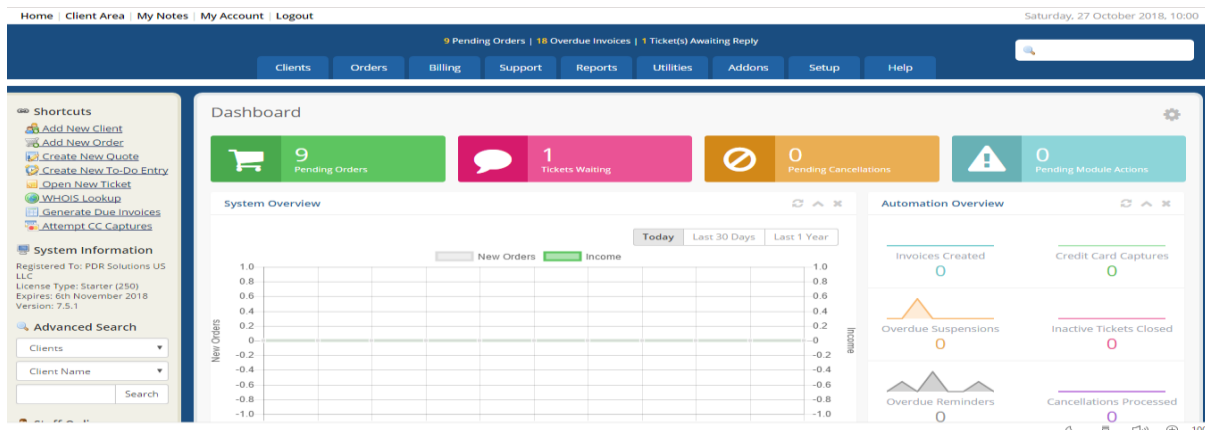


Figure 3.7.7:Admin Control Plane

## 3.8 Full Dynamic School Website

The most important work I have done in this project is multiple authentication one is super admin and another is admin. Admin can build a client and implement a SMS program as well.

This is school website home page screenshot



Figure 3.8.1: School website Home page

## This is SMS Homepage Screenshot

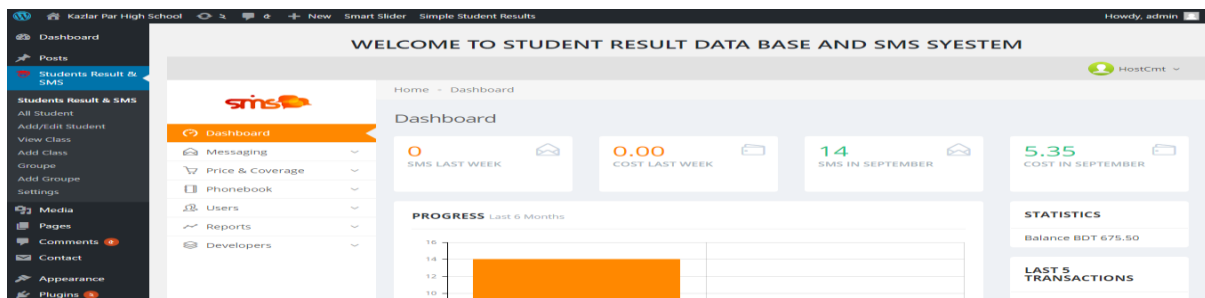


Figure 3.8.2:School website Home page

### 3.9 Full Dynamic Newspaper

Dynamic newspaper Home Page Screenshot

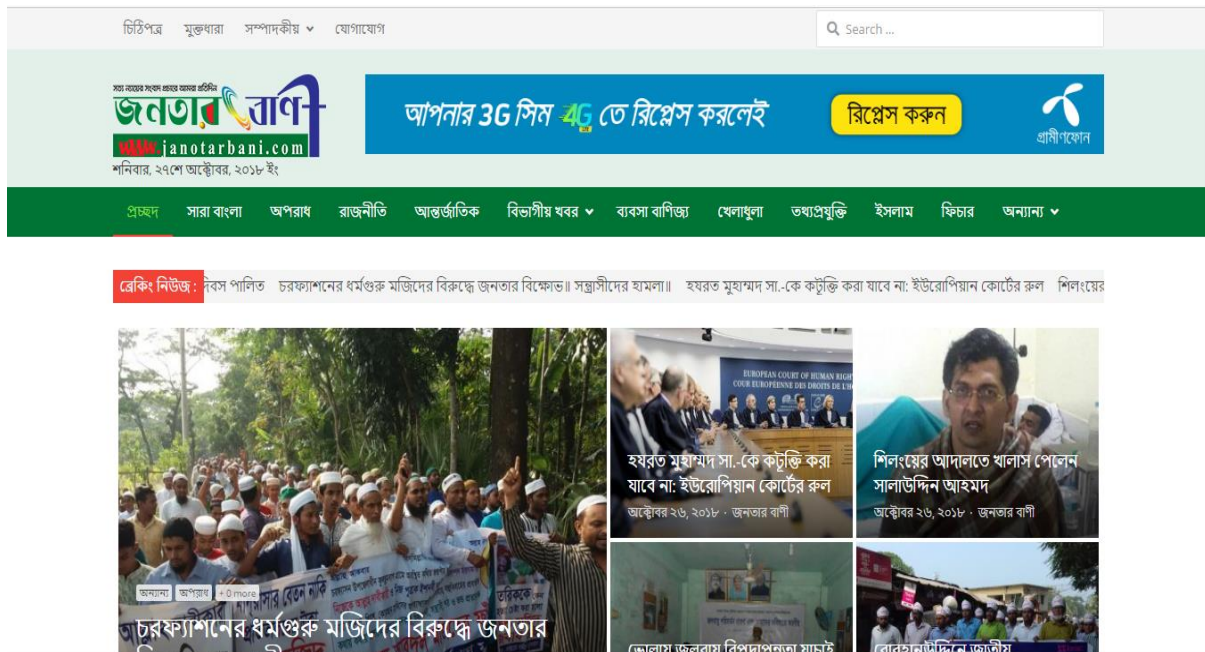


Figure 3.9.1:News Paper Homepage

### 3.10 Blood donation project

The most important work I have done in this project, user registration for blood, admin panel, management blood, blood request etc.

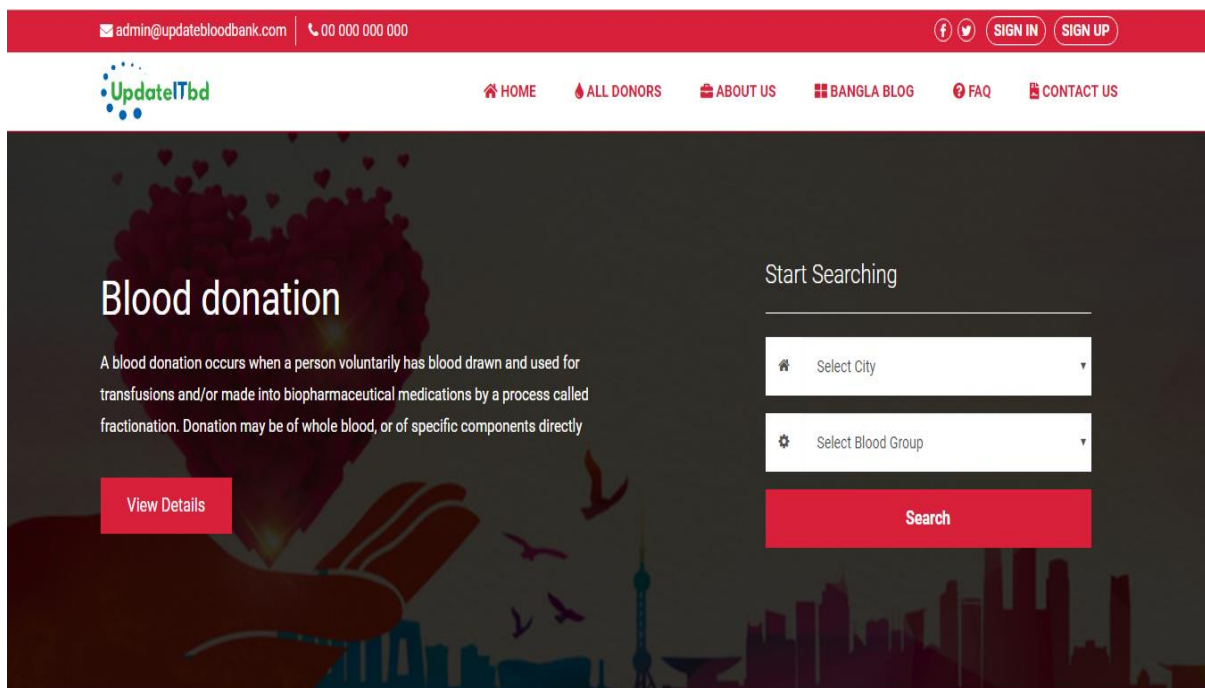


Figure 3.10.1:Blood Donation website Home page

## Blood Group demo screenshot

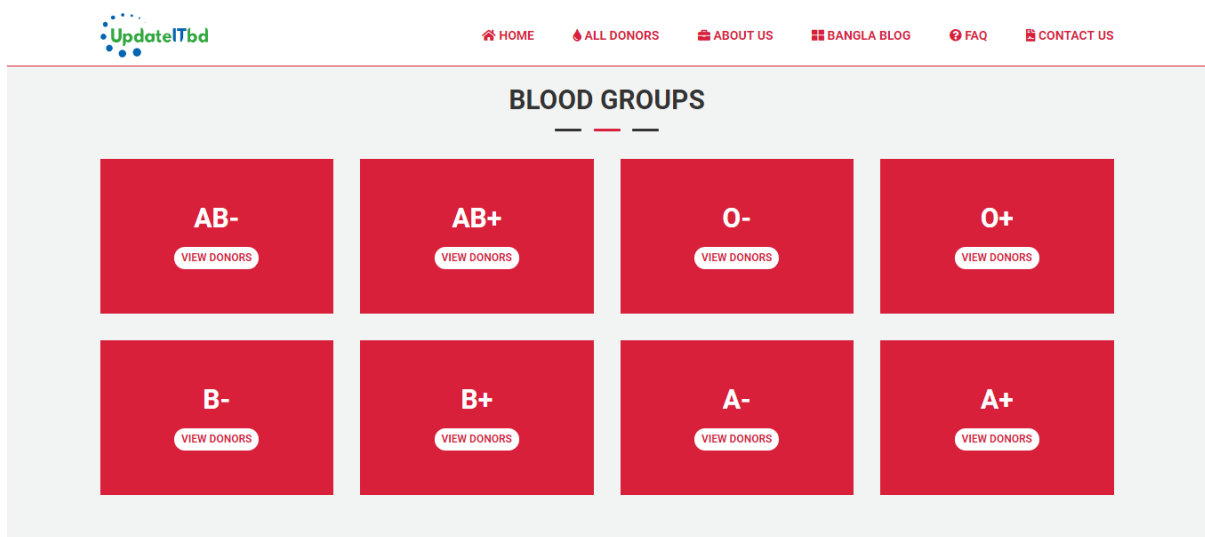


Figure 3.10.2: Blood Groups

## All blood donor demo screenshot

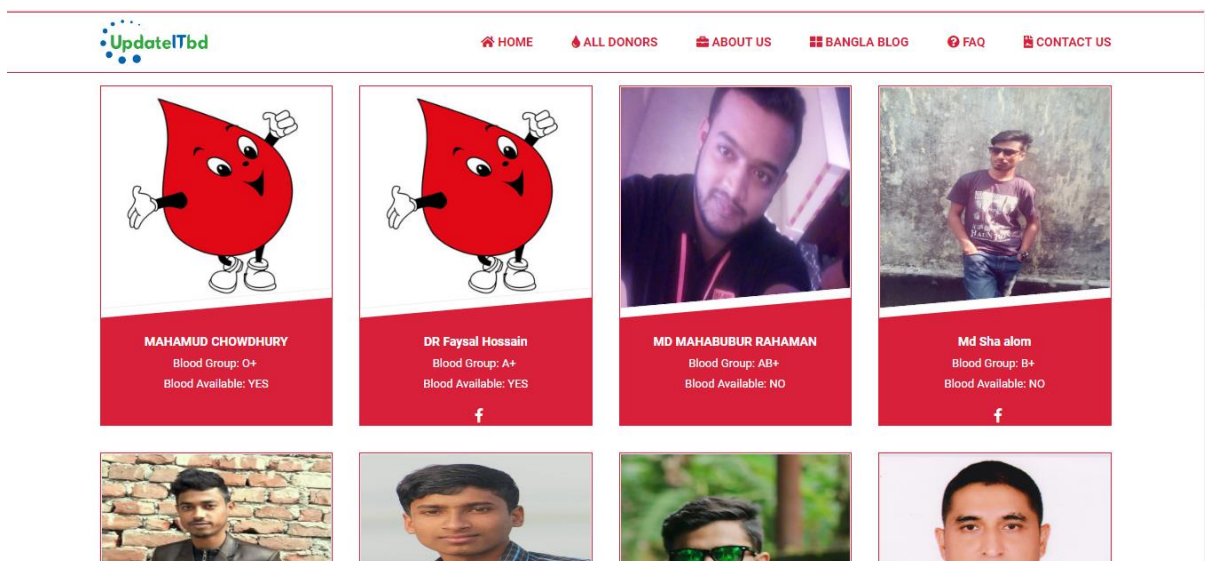


Figure 3.10.3: AllBlood Donor

## **CHAPTER 4**

### **Competencies and Smart Plan**

#### **4.1 Competencies Earned**

I have gained knowledge about of HTML,  
I have gained knowledge aboutof CSS,  
I have gained knowledge aboutof PHP  
I acquired knowledge about MySQL Database,  
I acquired knowledge about how to use wordpress.  
I acquired knowledge about WHMCS  
I acquired knowledge about WHMCS Module and addons  
I acquired knowledge about domain and hosting  
I acquired knowledge about JavaScript,  
I acquired knowledge about website structural rules,  
I acquired knowledge about wordpress,  
I acquired knowledge about jquery,  
I acquired knowledge about Ajax,

In my case have got confidence and learned about how to create dynamic web application and development files to HTML, CSS, JavaScript, Jquery ,Bootstrap and Database through MySQL, project with PHP and wordpress. I think it's very important as a whmcsmodule and website development.

#### **4.2 Smart Plan**

The company has reached its experience level in the market. In its 4 years of experience, there areacquired its reputations in the market.They have maintain a smart plan for their business growth. Now they have enough outpouring in the local market. At the same time, they have planned to increase their share, growing more in the local market.

Handmade HTML code is the most important thing.

It is necessary to cutting into Responsive HTML.

Do legal perfect handmade coding and clam

Do legitimate handmade flawless and clam coding.

Use Laravel and vuejs.

Use CSS, PHP, MySQL, Bootstrap, JavaScript.



### **4.3 Reflections**

My responsibility is to develop stunning web site which contains client required logic & Information's that would be shown to my project manager. The web probable us remove geographically force & explore better opportunity for work in the professional.

The main theme is a website to reflect web development for the assignment of the web portfolio. Howsoever, I assume that the aim is to be able to translate this portfolio into the professional environment to able to show our understanding and Web Development skills. The auditory of my project is respective teacher and company employees to whom I have to show my proficiency.

#### **4.3.1 Problem and Solutions**

I'm going to do show my some complete work here "Update Technology Bangladesh Ltd" during the Internship. Some works are given bellow:

## **CHAPTER 5 CONCLUSION**

### **5.1 Discussion and Conclusion**

I joined “**Update Technology Bangladesh Ltd**”, a web based software developing and web hosting providing company in Dhaka Bangladesh, I started there as trainee programmer. As a trainee programmer I got chance to learn web developing related languages, use of different software’s and their tools. And I was trained how to install those software and configure them according to the needs. When I completed my basic training I was assigned to some projects. I worked various projects, among them some important projects are:-

#### **WordPress Website and WHMCS:**

1. E-commerce website ( Link: [www.zerude.com](http://www.zerude.com))
2. Newspaper website (link: [www.janotarbani.com](http://www.janotarbani.com) )
3. School Website ( link: [www.kazlarparhs.edu.bd](http://www.kazlarparhs.edu.bd) )
4. Blood Donation website ( link: [www.updatebloodbank.com](http://www.updatebloodbank.com) )

#### **WHMCS Module:**

1. bKash Payment system (link: <https://marketplace.whmcs.com/product/4337> )
2. All in one Mobile payment (link: <https://marketplace.whmcs.com/product/4341> )

### **5.2 Scope for further career**

Bangladesh is a developing country , As a third world country, the Bangladesh government has taken the steps to develop the IT sector ; however, it is the major part of “Vision 2021”.

Overall, I can say that I’ve learned a lot and had opportunities to apply it, and this internship[ I’m talking about is really useful for my career development.

My mission is to change the dynamics of the software industry by offering trust, and supported services for the production of quality software and customer who see their partnership as a strategic driver of our success. It helped me to improve my work in the company-based software and to learn about business. The insights that I have gained from the mentioned internship will certainly help in my career in the future.

### **5.3 Challenges**

This is new generation software enabled products and priced reflected a new layer and of value services must be packaged. New value equations based on the service or productconnection/connectivity, data intelligence and analytics. And the new value

equations also must take account the need to change the software pricing and packaging quickly and efficiently to respond to an increasingly important dynamic market.

Each company face challenges while trying to meet the standards of their client's software development. Whether it's planning to strategies and clear initial software development needs or the distribution phase of its product, and software developers have a variety completions and if cannot adequately development software as required by the client. In most case, lack of communication is the main reason why a software development company is facing challenges, whether it's from the end of the server or the end development doesn't matter. But, I will always appreciate "Update Technology Bangladesh Ltd", the custom software development company to which I assign my work. They arrange technical meetings with their developers in order to develop my software exactly I want.

## **REFERENCES**

Idea “Update Technology Bangladesh Ltd”, Available:

<https://urbl.com.bd/about.html> [Last accessed: 05 Oct 2019 at 2.00pm]

Idea “IT service offered by UPDATE IT BD Solutions”, Available at:

<https://updateitb.com/cm/about.html>[Last accessed: 06 May 2019 at 10.00pm]

Idea “WHMCS Marketplace” Available at:

<https://marketplace.whmcs.com/product/4337> [Last accessed: 07 Oct 2019 at 12.00pm]

## **Appendix A: Internship Reflection**

BSC requirements basically two choices, one of the choices is Internship and other choice project work. I choose internship in place of project work because I want to know about the job market and practically job culture of our country. At the same time I think this a great opportunity for anyone and great way to get the much needed real-time experience in the beginning of the career and to learn professionalism also

As an intern I chose “Update Technology Bangladesh Ltd”. My interest also matched with their services. “Update Technology Bangladesh Ltd”, as an intern my role is to create a professional web portfolio. And explore more opportunities with for work in the professional. The main context of this web site is to introduce Web Design for web portfolio assignment. And I believe the goal is to be able to translatte this portfolio into the professional environment and in order to show our understanding and capability regarding web development. This audience and project of this generally the participants and Introduced to Web development with both teachers and students. A secondary audience would be any perspective employee for whom I would present my Work.

I believe one of the biggest things, the thing is when I’m going to do reminisce from this internship with experienced is teamwork and just how everyone works together and seamlessly. I’m pleased I had the opportunity and work with everyone and be a part of the team. “Update Technology Bangladesh Ltd” one of the best development company If I ever need website and any service or marketing in the future life there is no question I will be calling my acquaintance person and friends. Because after all they are best in the business and service. <sup>[1]</sup>

## **Appendix B: Company Details**

“Update Technology Bangladesh Ltd” is working physically&virtually. Their team is highly skillful in development and even best at serving customers. “Update Technology Bangladesh Ltd” officially started in November 2015 but their journey started from 2014 to redefine Artificial Intelligence (AI) with sales and marketing. “Update Technology Bangladesh Ltd” guided by our team’s shared experience, it has become a pioneer in the IT market. “Update Technology Bangladesh Ltd” objective is to advance emerging sales and marketing. “Update Technology Bangladesh Ltd” applying to the introduction of artificial intelligence (AI) to the selling method ensures faster growth of income with less human labour. And achieving this technology accomplishes difficult task. Firstly, it diminishes the selling costs by nicely prophesying that line up for both seller and buyer. Secondly, it picks up property data and improves every customer’s prognosis. And eventually, “Update Technology Bangladesh Ltd” provides tends to lead to almost any marketing tools as a services, like CRMs. “Update Technology Bangladesh Ltd” the ability to use predictive analysis to boost sales and marketing performance is impeccable.

### **Head Office**

#### **Update Technology Bangladesh Ltd**

Level-08, Nahar Plaza, Sonargaon Road, Hatirpool, Dhaka

M: 01511223335

E: info@updateitbd.com [info@utbl.com.bd](mailto:info@utbl.com.bd)