

Bangladesh Oitijhya A Web Based Application

BY

SHAHARIAR ISLAM

ID: 182-15-11530

AND

NAHIDUL HASAN

ID: 182-15-11550

This Report Presented in Partial Fulfillment of the Requirements for the
Degree of Bachelor of Science in Computer Science and Engineering

Supervised By

Name: Md. Jueal Mia

Designation: Lecturer (Senior Scale)

Department of CSE

Daffodil International University

Co-Supervised By

Name: Mst. Eshita Khatun

Designation: Lecturer

Department of CSE

Daffodil International University



DAFFODIL INTERNATIONAL UNIVERSITY

DHAKA, BANGLADESH


MARCH 2021

APPROVAL

This Project titled “**Bangladesh Oitijhya**”, submitted by ***Shahariar Islam*** and ***Nahidul Hasan*** to the Department of Computer Science and Engineering, Daffodil International University, has been accepted as satisfactory for the partial fulfillment of the requirements for the degree of B.Sc. in Computer Science and Engineering and approved as to its style and contents. The presentation has been held on ***02/06/2021***.

BOARD OF EXAMINERS

Chairman



Dr. Touhid Bhuiyan

Professor and Head

Department of Computer Science and Engineering

Faculty of Science & Information Technology

Daffodil International University



Internal Examiner

Moushumi Zaman Bonny

Assistant Professor

Department of Computer Science and Engineering

Faculty of Science & Information Technology

Daffodil International University

Signed

Internal Examiner

Md. Sazzadur Ahamed

Senior Lecturer

Department of Computer Science and Engineering

Faculty of Science & Information Technology

Daffodil International University

External Examiner



Dr. Md Arshad Ali

Associate Professor

Department of Computer Science and Engineering

Hajee Mohammad Danesh Science and Technology
University

DECLARATION

We hereby declare that, this project has been done by us under the supervision of **Name: Md. Jueal Mia, Designation: Lecturer (Senior Scale), Department of CSE** Daffodil International University. We also declare that neither this project nor any part of this project has been submitted elsewhere for award of any degree or diploma.

Supervised by:



Name: Md. Jueal Mia
Designation: Lecturer (Senior Scale)
Department of CSE
Daffodil International University

Co-Supervised by:



Name: Mst. Eshita Khatun
Designation: Lecturer
Department of CSE
Daffodil International University

Submitted by:



Name: Shahariar Islam
ID: 182-15-11530
Department of CSE
Daffodil International University

NAHIDUL HASAN

Name: Nahidul Hasan
ID: 182-15-11550
Department of CSE
Daffodil International University

ACKNOWLEDGEMENT

First we express our heartiest thanks and gratefulness to almighty God for His divine blessing makes us possible to complete the final year project successfully.

We really grateful and wish our profound our indebtedness to **Supervisor Name: Md. Jueal Mia, Designation: Lecturer (Senior Scale)** and **Co-Supervisor Name: Mst. Eshita Khatun, Designation: Lecturer**, Department of CSE Daffodil International University, Dhaka. Deep Knowledge & keen interest of our supervisor in the field of “*Web Application, Android Application, Android, Graphic Design*” to carry out this project. His endless patience ,scholarly guidance ,continual encouragement , constant and energetic supervision, constructive criticism , valuable advice ,reading many inferior draft and correcting them at all stage have made it possible to complete this project.

We would like to express our heartiest gratitude to Professor Md Jueal Mia, Mst. Eshita Khatun, and Head, Department of CSE, for his kind help to finish our project and also to other faculty member and the staff of CSE department of Daffodil International University.

We would like to thank our entire course mate in Daffodil International University, who took part in this discuss while completing the course work.

Finally, we must acknowledge with due respect the constant support and patients of our parents.

ABSTRACT

Bangladesh is a country where they are accustomed to working with old traditional things. We are working with handmade burnt pottery and Nakshi Katha. Pottery is a traditional art of Bangladesh. Our forefathers used to use pottery dishes, pots and pans as daily necessities. Nakshi katha was also a traditional product of our forefathers. It was made by the Bengali women and this tradition is still maintained by the people of our country. But this product is getting lost day by day. So, our main target is to make it easy for them to get this products. People can easily find this type of products website we have tried to create. The website we created is very user friendly and very easy to use for all types of users. There are many online shops in our country where such products are available but so far there is no online shop that sells only this product in a specific way. So, we decided that we will only work with this type of products. The website we have created will have only handmade products. The people of this country have become accustomed to using modern products, so we want to innovate this habit. And this is our initiative so that this kind of product is not lost in the future.

TABLE OF CONTENTS

| CONTENTS | PAGE NO |
|---|----------------|
| Board of Examiners | i |
| Declaration | ii |
| Acknowledgements | iii |
| Abstract | iv |
| Table of Contents | v-vi |
| List of Figures | vii-viii |
| List of Table's | ix |
| | |
| CHAPTER | |
| CHAPTER 1: INTRODUCTION | 1-3 |
| 1.1 Introduction | 1 |
| 1.2 Motivation | 2 |
| 1.3 Rationale of the Study | 2 |
| 1.4 Outcome | 2 |
| 1.5 Report Layout | 3 |
| | |
| CHAPTER 2: BACKGROUND | 4-5 |
| 2.1 Introduction | 4 |
| 2.2 Related Works | 4 |
| 2.3 Comparative Study | 5 |
| | |
| CHAPTER 3: REQUIREMENT SPECIFICATION | 6-17 |
| 3.1 Data Collection | 6 |
| 3.2 Categories of Handcraft Products | 6-15 |
| 3.3 Working Process | 16-17 |

| | |
|---|--------------|
| CHAPTER 4: DESIGN SPECIFICATION | 18-34 |
| 4.1 Front-end Design | 18-23 |
| 4.2 Back-end Design | 24-33 |
| 4.3 Interaction Design and User Experience (UX) | 34 |
| CHAPTER 5: IMPACT ON SOCIETY AND ENVIRONMENT | 35 |
| 5.1 Impact on Society | 35 |
| 5.2 Impact on Environment | 35 |
| CHAPTER 6: CONCLUSION AND FUTURE SCOPE | 36 |
| 6.1 Conclusion | 36 |
| 6.2 Scope for Further Developments | 36 |
| REFERENCES | 37 |
| PLAGIARISM REPORT | 38 |

LISTS OF FIGURES

| FIGURES | PAGE NO |
|--|---------|
| Figure 1: Shows Bangladesh's handicraft product life cycle | 1 |
| Figure 2: Handmade Terracotta Curry Pot | 7 |
| Figure 3: Handmade Terracotta Hari | 8 |
| Figure 4: Handmade / Handcraft Nakshi Katha | 9 |
| Figure 5: Handmade Terracotta Plate | 10 |
| Figure 6: Handmade Terracotta Salt Pot | 11 |
| Figure 7: Handmade Terracotta Showpiece | 12 |
| Figure 8: Handmade Terracotta Tea Cup | 13 |
| Figure 9: Handmade Terracotta Vase | 14 |
| Figure 10: Handmade Terracotta Water Pot / Water Glass | 15 |
| Figure 11: WAMP Server Logo | 17 |
| Figure 12: Wordpress (Offline PHP Framework) | 17 |
| Figure 13: Shop Page Products Review | 19 |

| | |
|---|----|
| Figure 14: Blog Page Post Review | 20 |
| Figure 15: Login Page Review | 21 |
| Figure 16: Cart Pop-up Review | 22 |
| Figure 17: Cart Page Review | 23 |
| Figure 18: OceanWP Theme | 24 |
| Figure 19: Front-end Review of Back-end Default Sidebar | 31 |
| Figure 20: Front-end Review of Back-end Footer 1 | 31 |
| Figure 21: Front-end Review of Back-end Footer 2 | 32 |
| Figure 22: Front-end Review of Back-end Footer 3 | 32 |
| Figure 23: Front-end Review of Back-end Footer 4 | 33 |
| Figure 24: Front-end Review of Back-end Main Footer | 33 |

LISTS OF TABLES

| TABLE | PAGE NO |
|--|----------------|
| Table 1: Categories of Handcraft Products | 6 |
| Table 2: Total Pages | 18 |
| Table 3: Homepage Content | 19 |
| Table 4: Back-end Main Content | 24 |
| Table 5: Total Menus | 25 |
| Table 6: Top Menu and Options | 26 |
| Table 7: Main Menu Content and All Categories | 27 |
| Table 8: Footer1 Content with All Options | 28 |
| Table 9: Footer2 Content with All Options | 28 |
| Table 10: All Products with Its Categories | 29 |
| Table 11: Widgets and options of widgets and sub-option of all options | 30 |

CHAPTER 1

INTRODUCTION

1.1 Introduction

Bangladesh is a country where people have been involved in various professions since ancient times. From ancient times the weavers of Bangladesh have been skilled in weaving fine cotton and silk cloth. Also high quality pottery was made. Terracotta sculptures and sculptures were admirable art. All these things have been going on in this country for a long time and the people of this country are very skilled in these works. But due to the use of modern products, such products are on the way to extinction. Bangladesh is a country where many types of modern products occupy the current market. And people have become so accustomed to such modern products that they have forgotten what their ancestors used to do.

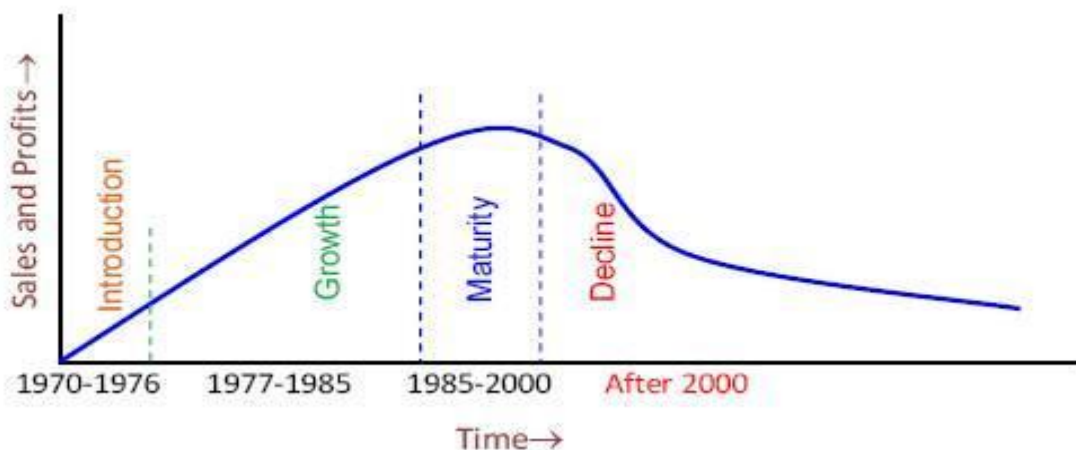


Figure 1: Shows Bangladesh's handicraft product life cycle [1].

In Figure 1.1 we see the use of our handicraft product has started to decrease day by day. If this continues, one day the people of this country will forget what their ancestors used to do. So we decided that what we really needed to do was learn how to do it right. This is our initiative.

1.2 Motivation

Bangladesh stands tall to the whole world because of its culture. So we should keep it going anyway. We really thank our supervisor Md. Jueal Mia for sharing such an amazing idea with us. Inspired by him, we have succeeded in this work. And we also thought that it must be worked on.

There are also some specific motivations on this project:

- This is a very important issue in highlighting the culture of our country.
- There is no website in Bangladesh where only Bangladeshi handcrafts are available.

1.3 Rationale of the Study

In this project we have worked with the well-known pottery of Bangladesh and Nakshi Katha. Because these are some of the traditional products whose use is slowly declining. At present pottery is mostly found in Mahasthangarh, Paharpur, Shalban Bihar, Kantjir Mandir in Dinajpur, Bagerhat and Nakshi Katha Mymensingh, Rajshahi, Faridpur and Jessore. And working with these was the most challenging because these products are now being made and where they are available, a lot of research is being done.

1.4 Outcome

The main goal of our work is how we can move the people of our country to all these products again. And we hope this can be made possible through our website. When people become accustomed to this type of product, then our country's product will cause a huge change in the economy of our country.

1.5 Report Layout

In this chapter we have discussed about the introduction of the Bangladesh handcraft, motivation, rational of the study and the outcome of the project. Later followed by the report layout.

In chapter 2, we will discuss about the background of our project topic.

In chapter 3, we will discuss about the requirement specification of our project.

In chapter 4, we will discuss about the design specification of our project.

In chapter 5, we will discuss about impact on society and environment.

In chapter 6, we will discuss about the conclusion and future scope.

CHAPTER 2

BACKGROUND

2.1 Introduction

In today's world, corpses have become available through the internet, so now people want to get corpses online. People now want to see the product online before going to the store. Going directly to the store to buy the product was the old technique of people. Now people want corpses so that they can be found online. So we thought that the kind of product we have should be seen online by people.

2.2 Related Works

Computer is a device through which human work has become very easy. The day will come when man will perform all his work through computer. Because with computers, it is now possible to work faster than humans. The main goal of our project is to send people the kind of product that is difficult for people to buy physically from the shop. So we have created a website from where people can easily get the traditional products of Bangladesh.

This type of product is available in many online shops, but we are the first to work with it to get specific. The project we are working on is an e-commerce website. There are many similar e-commerce websites in Bangladesh. The biggest websites are daraz, evally, shwapno, meena click, hungrynaki, foodpanda etc. In most of these websites, they send some of their specific products to the public and there are others who send various kinds of products to the people. In this case, our website will only deliver specific products to people like Bangladeshi handcraft.

2.3 Comparative Study

If we compare some e-commerce websites like ours then we will see:

- Daraz / Evely:

Daraz or Evely is a website where you can find everything you need in daily life. This website is the top rated e-commerce website in Bangladesh. There is nothing used by people on this website that is not available. In reference [2] and [3] Daraz and Evely link is given.

- Shwapno / Meena Click:

Shwapno or Meena Click is an e-commerce website from which people can easily buy grocery products. All types of grocery products of Bangladesh are available here. In reference [4] and [5] Shwapno and Meena Bazar link is given.

- Hungrynaki / Foodpanda:

Hungrynaki or Foodpanda is an online shop where people can order food directly from the restaurant. In reference [6] and [7] Hungrynaki and Foodpanda link is given.

- Bangladesh Oitijjhya:

In our website Bangladesh Oitijjhya we have tried to display traditional products of Bangladesh. Where only the products made by the people of this country will be. E.g. Nakshi Katha, Handmade Clay Products etc.

CHAPTER 3

REQUIREMENT SPECIFICATION

3.1 Data Collection

Data collection is very important for any work. Because the first thing you need to do is data collection. No work is possible without data collection. Data collection was one of the most challenging aspects of our project. Because it was very difficult to identify the type of products we are working with. So, we have collected data of our website from different types of online shop. Due to this we have the facility to collect data of the website.

3.2 Categories of Handcraft Products

We have worked with different types of Bangladeshi handcraft. Among them are Nakshi Katha, and various types of handmade clay terracotta products. These products are currently out of reach of people. So we have tried to present such products in front of people. Handcraft products are shown below through the table.

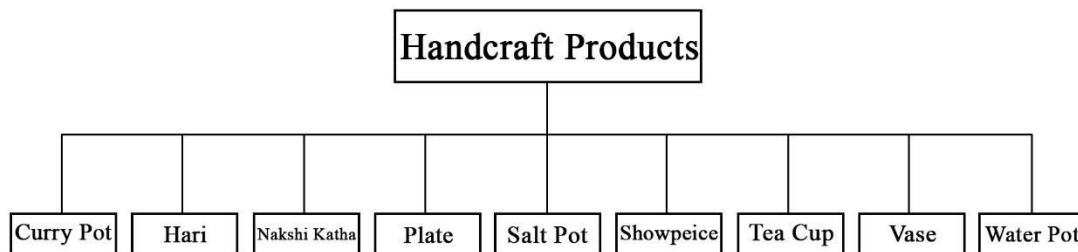


Table 1: Categories of Handcraft Products.

- Curry Pot

At one time in Bangladesh, curry was cooked in a clay curry pot. Curry is still cooked in curry pot in some areas. When curry is cooked in a clay curry pot, it tastes much better. That is why the women of rural Bengal still cook in curry pot. For these reasons, women in the city are now accustomed to cooking curry in a curry pot. So we have added this product to our list. Currently women in the city are using clay curry pot extensively. We also have some terracotta clay curry pots in our collection. It is shown in the figure below.




Figure 2: Handmade Terracotta Curry Pot.

- Hari

We are called Bengali in fish and rice. Because fish rice is our main food. We cannot go on without it. And to cook that rice and pulses, you need a pot first. In our country, rice and pulses are mainly cooked in pots. Now the women of our country cook rice, pulses etc. in steel pots. But long ago women used to cook rice and pulses in earthen pots. There are still many villages where rice is still cooked in clay pots. But now not only the women of the village but also the women of the city are cooking rice and pulses in this earthen pot because it allows them to cook rice and pulses very well. We also have some terracotta clay hari in our collection. It is shown in the figure below.



Figure 3: Handmade Terracotta Hari.

- Nakshi Katha

Nakshi katha is a type of katha that Bengali people have been using for ages. Bengalis have been using it since its inception. It is basically made of fabric and it is also very comfortable. As a result, its use is increasing day by day again. Nakshi katha is a great example of our tradition. It used to be made for family use but now it is being made commercially as demand increases. At present Bangladesh is earning a lot of foreign exchange from it. It is made by the women of the village which has made it easier for their families to earn money now. We also have some nakshi katha in our collection. It is shown in the figure below.



Figure 4: Handmade / Handcraft Nakshi Katha.

- Plate

Soil has been the main driving force of us and all our activities for many ages. Burnt clay industry is one of the features of Bangladesh. Clay furniture has been used in our country for a long time. In ancient times the potters made all these things. The people of our country are still using such terracotta products. One of these products is clay plate. Using it, the people of our country eat rice and also use it for other purposes. We also have some terracotta clay plate in our collection. It is shown in the figure below.



Figure 5: Handmade Terracotta Plate.

- Salt Pot

Porous soils are taken for terracotta. Various materials are made with clay by hand pressure. After that, terracotta is made by drying in the sun and burning in the fire. Temperatures range from about 600 degrees Celsius. It is also called baked earth because it was first dried in the hot sun and then baked in a pile of burnt ashes. The iron in the soil burns on fire and turns reddish brown. So depending on the composition of the soil, its color changes to orange, brown, red [8]. One of the products made in this way is salt pot. We also have some terracotta clay salt pot in our collection. It is shown in the figure below.




Figure 6: Handmade Terracotta Salt Pot.

- Showpiece

The main challenge was to process everything made of clay in the same shape only. But the potters were very good at these things. The children of every potter's family have been accustomed to these activities since childhood. Because that was the main job for them to make a living. Since they have been making these since childhood, they are very skilled in this work. We also have some terracotta clay showpiece in our collection. It is shown in the figure below.




Figure 7: Handmade Terracotta Showpiece.

- Tea Cup

In our country, people have been drinking tea for a long time. That is why tea has been cultivated in our country for a long time. Especially in Sylhet most of the tea is prepared in Bangladesh. The people of this country have now taken tea as a daily necessity. Our country earns a lot of foreign currency from tea. At present people in this country drink tea in glass but in the beginning people used to drink tea in earthen cup. At present the earthen cup is becoming extinct. As a result, people have forgotten what they used to eat tea. But day by day the demand is increasing again so that it is hoped that this industry will be able to stand tall again. We also have some terracotta clay tea cup in our collection. It is shown in the figure below.




Figure 8: Handmade Terracotta Tea Cup.

- Vase

In our country vase is used for various purposes. One of them is to keep flowers. But now our potters are also making coil vase to keep the coil. But now that everything is modern, vase and people either use steel or use Chinese clay. As a result, the sale of earthenware products in this country is decreasing day by day. But people are slowly learning to understand and now people are starting to buy all these products again. We also have some terracotta clay coil vase in our collection. It is shown in the figure below.



Figure 9: Handmade Terracotta Vase.

- Water Pot / Water Glass

Earthenware pots for storing water in our country have been around for ages. Because if you put water in an earthen water container, the water is very cold. As a result, people have been keeping water in earthen pots for a long time. But now the use of earthen water containers is declining. As a result, potters are facing a lot of financial risks. So we tried to keep this kind of product in our collection. There are still villages where water is kept in earthen water containers. Not just earthenware pots, but earthenware glasses have been around for ages. We also have some terracotta clay water pot and water glass in our collection. It is shown in the figure below.



Figure 10: Handmade Terracotta Water Pot / Water Glass.

3.3 Working Process

At the beginning of our work we thought about how to send such products to people. So we first decided to create a website where only such products can be found. Below is a description of the software and plugins we used to build our website.

Required software:

- WAMP Server [9]
- Wordpress (Offline PHP Framework) [10]

Required Plugins:

- Contact Form 7
- Elementor
- ElementsKit Lite
- Livemesh Addons for Elementor
- Ocean Extra
- Ocean Product Sharing
- Ocean Social Sharing
- Premium Addons for Elementor
- Sticky Header OceanWP
- TI WooCommerce Wishlist
- Variation Swatches for WooCommerce
- WooCommerce
- WooCommerce Shipping & Tax

- WAMP Server

In reference [9] WAMP Server's link is given. From there we downloaded and installed it on the computer and it is working.




Figure 11: WAMP Server Logo [9].

- Wordpress (Offline PHP Framework)

In reference [10] Wordpress's link is given. After downloading from this link, first extract it, copy the folder that can be found, go to the folder named WWW where the WAMP Server has been installed and paste it. After pasting, go to the computers browser option, type localhost there and use / (no need to add space) then type our project name to the folder that has been pasted, the front-end of the website will come. Then we can start working on it. After that we install our required plugins which we need.



Figure 12: Wordpress (Offline PHP Framework) [10].

CHAPTER 4

DESIGN SPECIFICATION

4.1 Front-end Design

In front-end design we have tried to make all the big joint e-commerce websites in the world like them. And we think we did. We have less product data on our website but we have tried to make something very good. When it comes to front-end design, the first thing that comes to mind is what content is on the home page of the website. We have tried to sort our website like other e-commerce websites and our website is almost same.

The pages on our website are in the table:

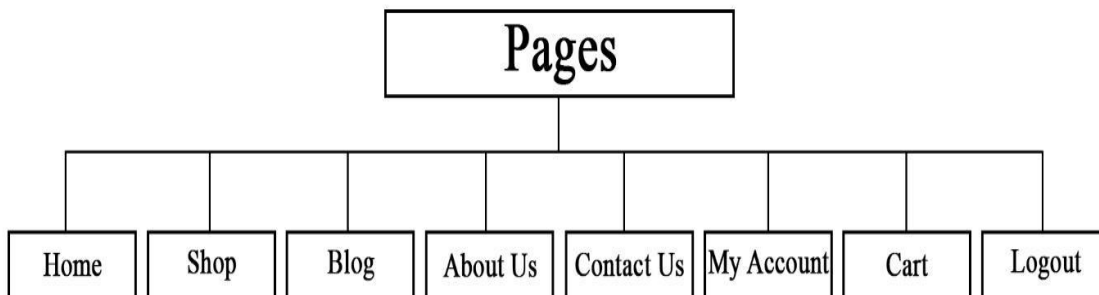


Table 2: Total Pages.

- Home

We are trying to keep content on our homepage like other e-commerce websites.

Here is what we have on our homepage:

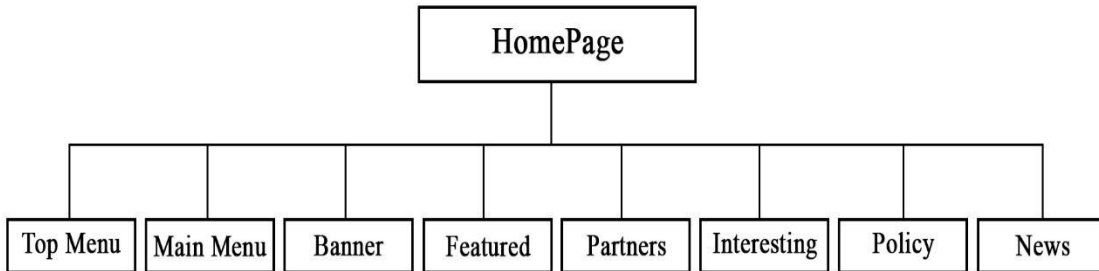


Table 3: Homepage Content.

- Shop

All the products in our collection can be found on the shop page. If you go there, the image of each product, the title of the product, the price of the product is given below it.

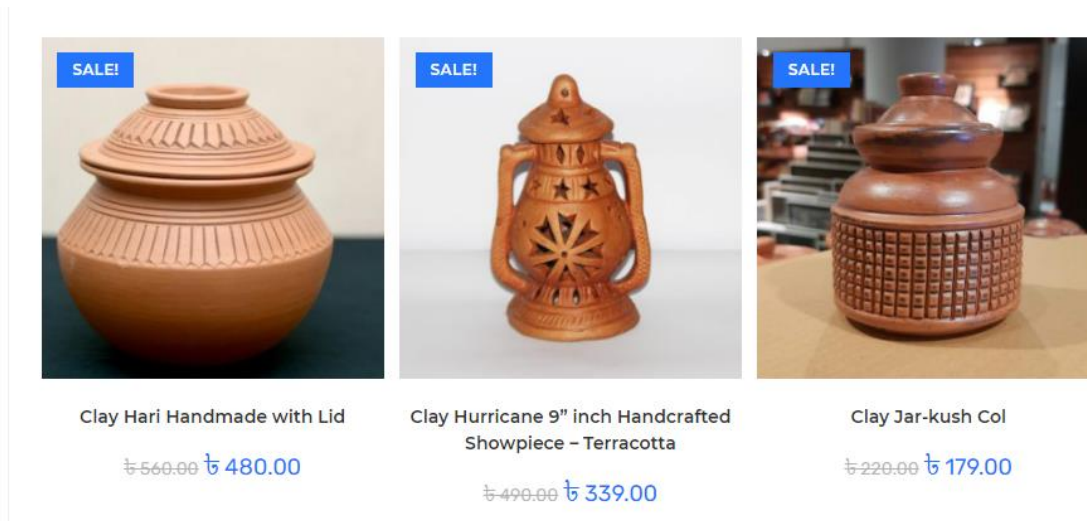


Figure 13: Shop Page Products Review.

- Blog

We didn't do much with our blog page. We will work on it in the future. And its type of work will be with different types of historical products of Bangladesh. But we have created a blog about old Dhaka as a demo.

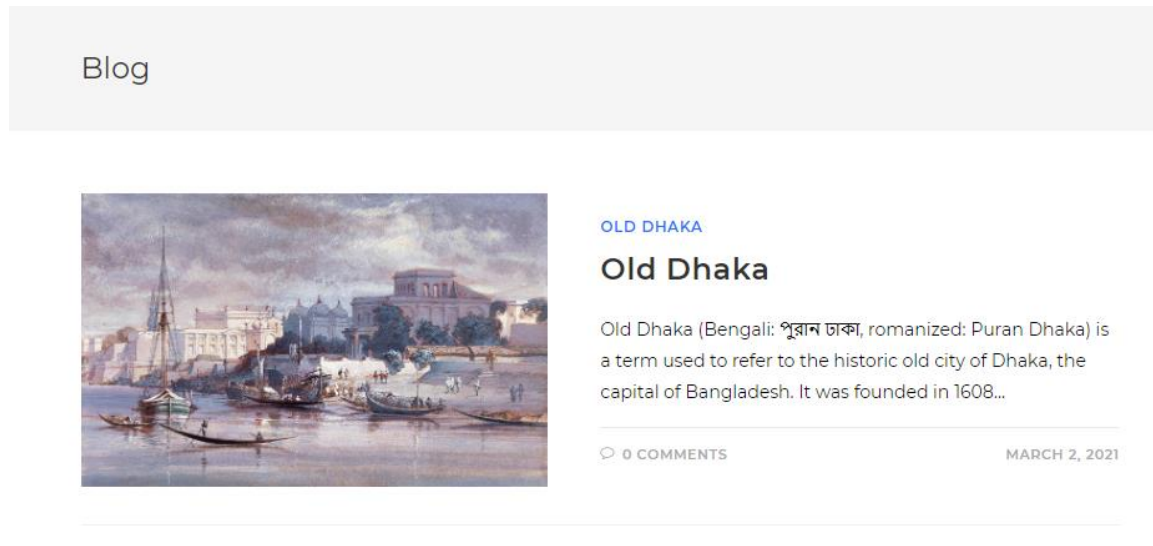


Figure 14: Blog Page Post Review.

- About Us

We are keeping our about us page as a normal as about us page. There are names and pictures of our project team members and their varsity id add and varsity name.

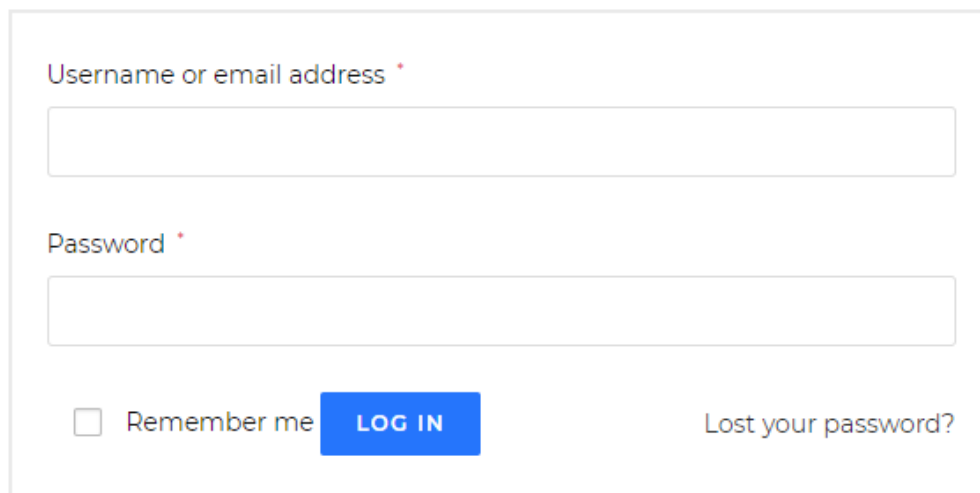
- Contact Us

On the Contact us page we have provided a form where the user can share their opinion and we will get the opinion through mail. And we will reply through mail. And below that we have provided a google map where they can see our physical shop address.

- My Account

By going to the account option, the user can create an account with his mail address. If the user has not created an account on our website before, then the user can go to my account option and register anew.

Login OR Register



Username or email address *

Password *

Remember me [Lost your password?](#)

Figure 15: Login Page Review.

- Logout

Logout option is as usual. After logging in to their account here, users can logout whenever they want.

- Cart

Our cart option is as usual on other e-commerce websites. Here the customer can take his products to the cart and when the mouse hover over our cart icon will be seen as shown in the picture below.

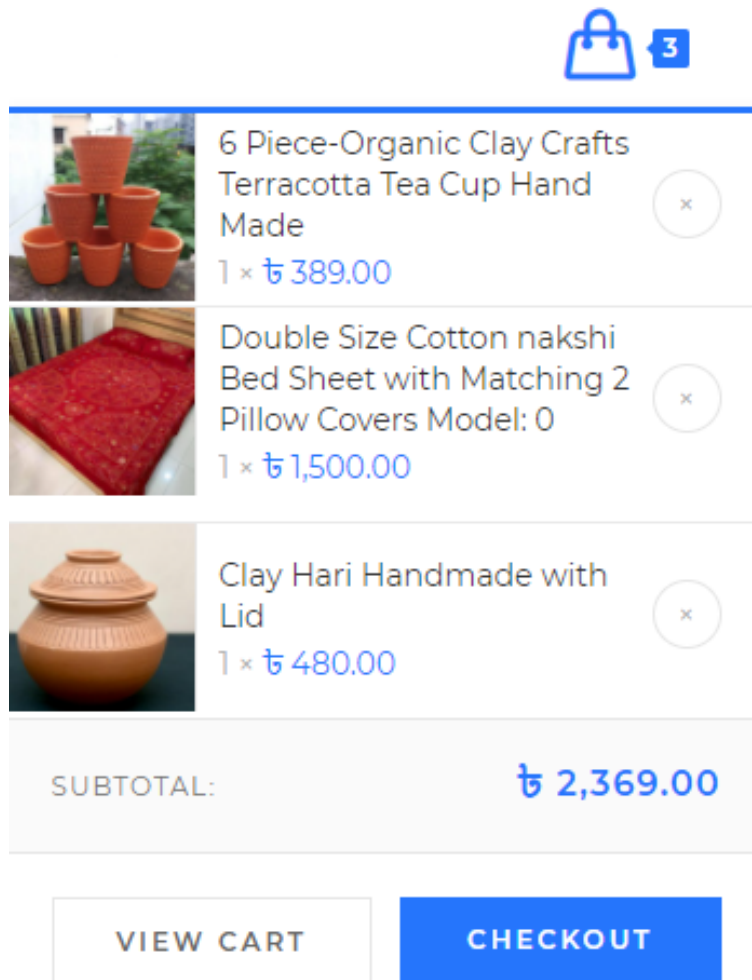





Figure 16: Cart Pop-up Review.

But when they click on the cart icon, they can see the product title, product price, product quantity and product subtotal. And below that there is another table called cart totals where they can see the subtotal, shipping cost, tax and total amount of their product. And there is a button at the end of this table whose name is proceed to checkout. Clicking on this button will process the order.

| PRODUCT | PRICE | QUANTITY | SUBTOTAL |
|---|------------|----------|------------|
|  (x) 6 Piece-Organic Clay Crafts Terracotta Tea Cup Hand Made | ₹ 389.00 | - 1 + | ₹ 389.00 |
|  (x) Double Size Cotton Nakshi Bed Sheet With Matching 2 Pillow Covers Model: 0 | ₹ 1,500.00 | - 1 + | ₹ 1,500.00 |
|  (x) Clay Hari Handmade With Lid | ₹ 480.00 | - 1 + | ₹ 480.00 |

Coupon code [APPLY COUPON](#) [UPDATE CART](#)

| CART TOTALS | |
|--------------|--|
| Subtotal | ₹ 2,369.00 |
| Shipping | Flat Rate: ₹ 60.00 Shipping To Dhaka. CHANGE ADDRESS |
| TAX 10 | ₹ 236.90 |
| Total | ₹ 2,665.90 |

[PROCEED TO CHECKOUT](#)

Figure 17: Cart Page Review.

4.2 Back-end Design

Of all the work we've done in back-end work, the key is what we've worked on. We used a very popular PHP framework called wordpress to build our website. The main thing to keep in mind when working with Wordpress is what kind of theme we will use in it, what kind of plugin we will use in it. The main things in our back-end are shown in the table below.

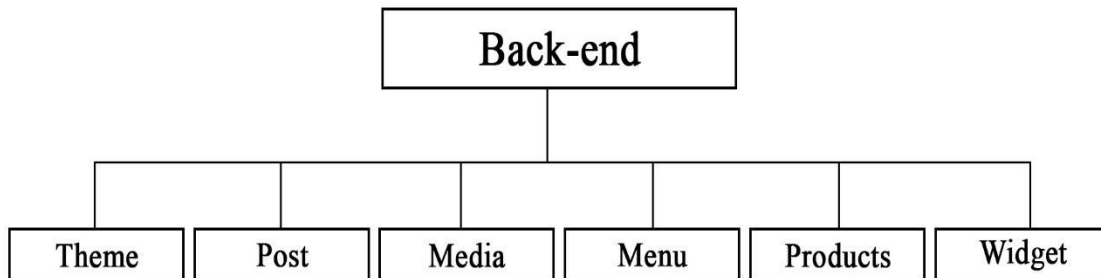


Table 4: Back-end Main Content.

- Theme

The theme we used to build our website is a very popular e-commerce theme from the wordpress store. Named "OceanWP Version: 2.0.3 by Nick"[11].

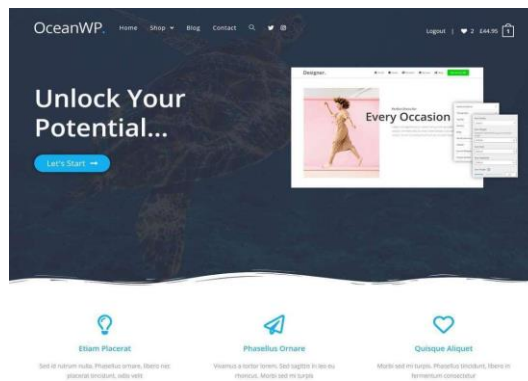


Figure 18: OceanWP Theme [11].

- Post

All the posts that we do at our back-end are actually submitted to our blog page. Here are some of our back-end post are a blog. A post usually has a title box and a content or text box. What we have done about our post is that we have added title, content and featured image to our post. As a result, when the post is shown on the blog page, it looks good.

- Media

In the media option of wordpress, all the images of that website are used. As a result, developers do not have to read into a problem. All types of image content of the entire website are available in the media option. So, if someone needs an image, anyone can easily take it from there. This is a very user friendly option.

- Menu

We have worked with a total of 4 menus on our website. 2 of them are above the website and 2 are below the website. It is shown in the table below.

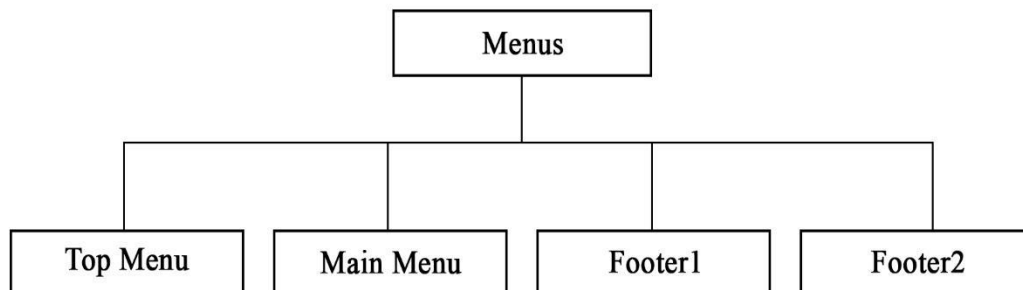


Table 5: Total Menus.

- Top Menu

We have a total of 6 options in the top menu and all the options are under my account. Because the options that are in our top menu, it will only be useful for the user when he creates an account on our website. Our top menu table is shown below.

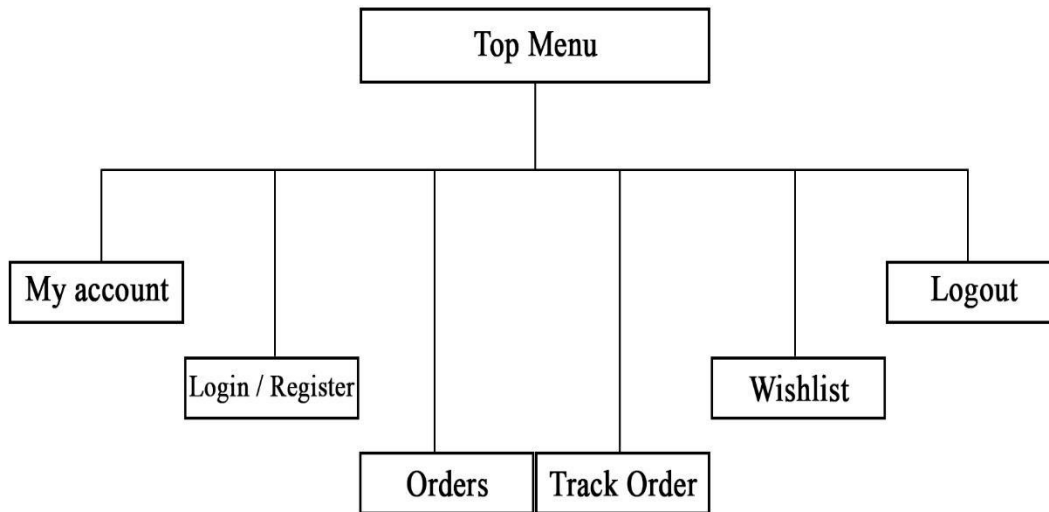


Table 6: Top Menu and Options.

- Main Menu

We have a total of 8 options in the main menu and in this menu the user can visit our full website. In our main menu, there is a link to the page of our full website. The table below shows the main menu of our website.

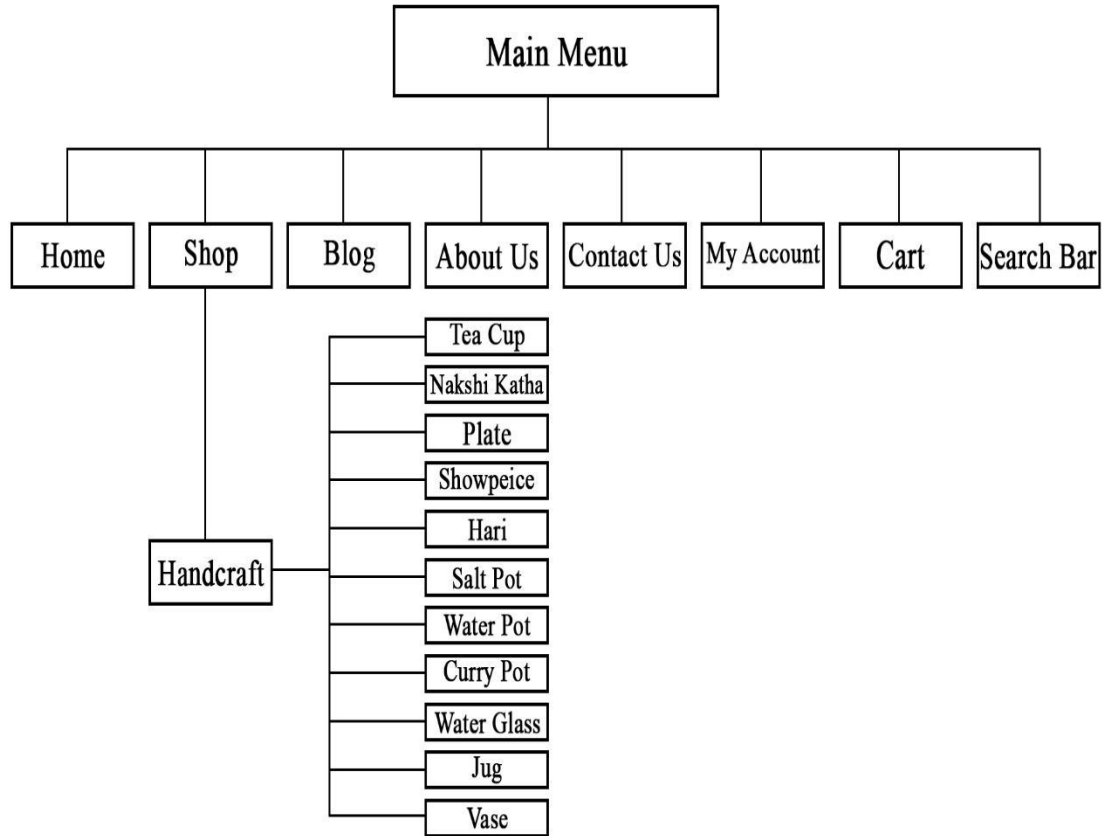


Table 7: Main Menu Content and All Categories.

- Footer1

We have used 2 footers in our website. To the left of a footer main footer is called footer1. The footer1 is shown below as a table.

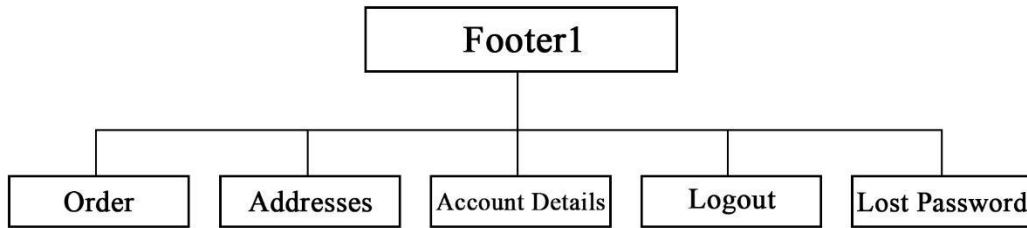


Table 8: Footer1 Content with All Options.

- Footer2

We have used 2 footers in our website. To the right of a footer main footer is called footer2. The footer2 is shown below as a table.

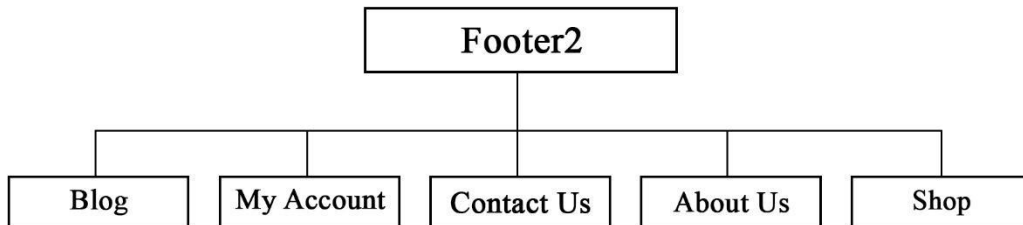


Table 9: Footer2 Content with All Options.

- Products

The product option that we have in the back-end, all the products that are displayed on our website are there. The ones that show up in the back-end in our product option are the product name, SKU, stock, price, categories, tags, featured icon (this icon yes means that the products are in our homepage featured product) and the product publish date. Below is a table of back-end product options.

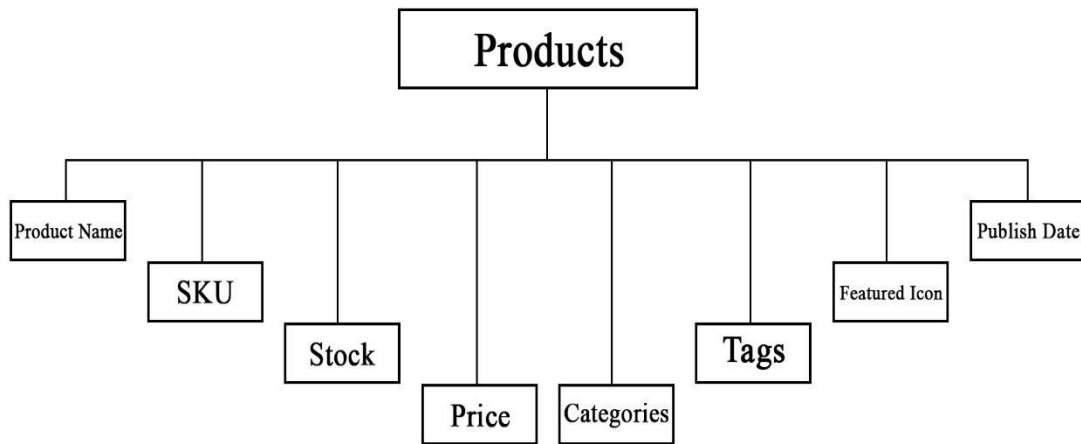


Table 10: All Products with Its Categories.

- Widget

We have created a few widgets on our website for our convenience. As a result, our website has become more user friendly. These are default sidebar, footer1, footer2, footer3, footer4 and left side bar. It is shown below with the help of table.

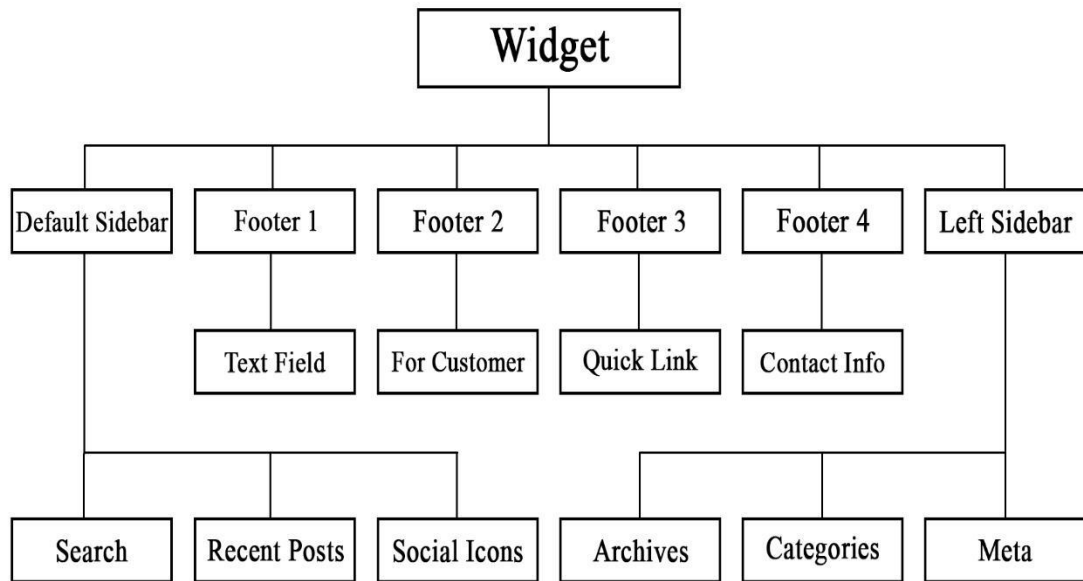


Table 11: Widgets and options of widgets and sub-option of all options.

- **Default Sidebar**

We have 3 options in the default sidebar which are search, recent posts, and social icons. Due to this default sidebar widget, the front-end of our website looks like the image below.




Figure 19: Front-end Review of Back-end Default Sidebar.

- **Footer 1**

We have 1 options in the footer 1 which is a text field. Due to this footer 1 widget, the front-end of our website looks like the image below.

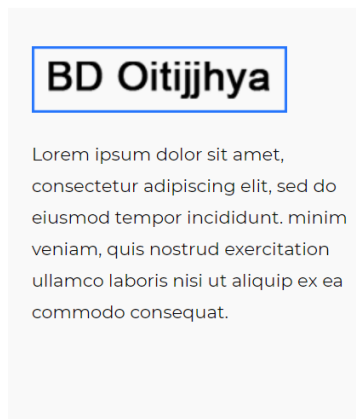


Figure 20: Front-end Review of Back-end Footer 1.

- Footer 2

We have 1 options in the footer 2 which is a customer field. It has been kept completely for the convenience of the customer. Due to this, if the customer gets into any kind of problem, then the customer can take advantage of it from here. Due to this footer 2 widget, the front-end of our website looks like the image below.

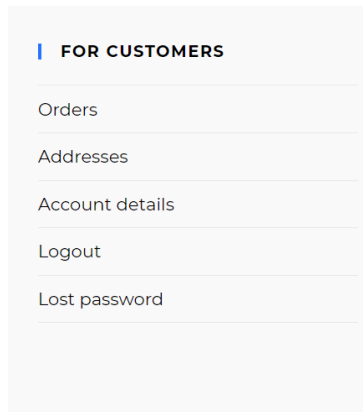


Figure 21: Front-end Review of Back-end Footer 2.

- Footer 3

We have 1 options in the footer 3 which is a quick link. In our footer 3 we have the most important page links of our website. As a result, the user can go to that page from footer 3 as he/she wishes. Due to this footer 3 widget, the front-end of our website looks like the image below.

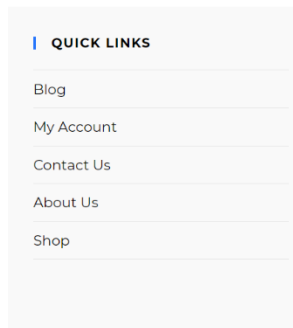


Figure 22: Front-end Review of Back-end Footer 3.

- Footer 4

We have 1 options in the footer 4 which is a contact info. In Contact info we have used the name of our varsity in our address. In footer 4 there is address, phone, mobile and e-mail. This information is very helpful for a customer. When they want to know our details, they can go directly to footer 4 and see. Due to this footer 4 widget, the front-end of our website looks like the image below.

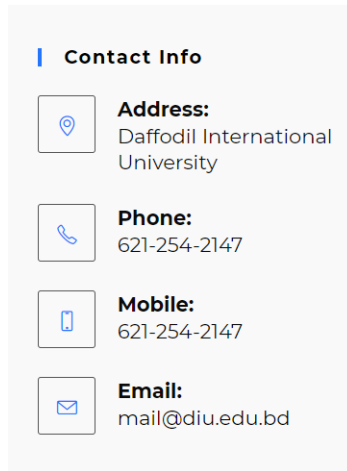


Figure 23: Front-end Review of Back-end Footer 4.

There are so many footers in our website that together they are the main footer of our website. Due to this main footer, the front-end of our website looks like the image below.

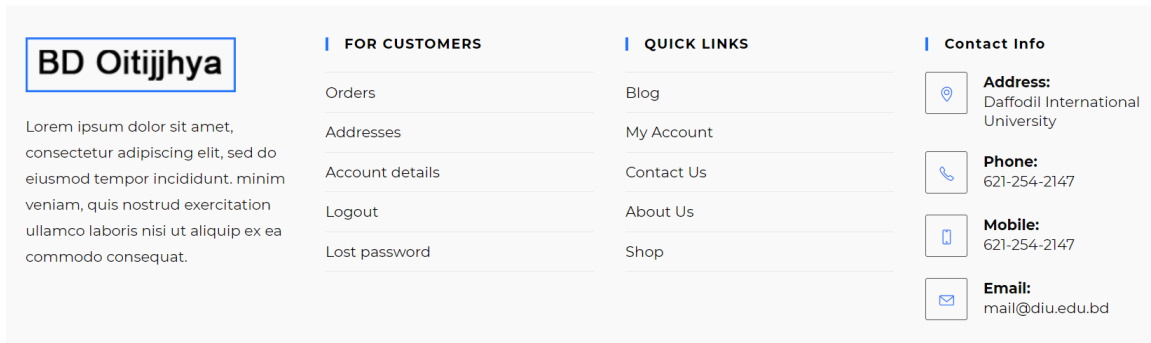


Figure 24: Front-end Review of Back-end Main Footer.

4.3 Interaction Design and User Experience (UX)

Interaction design is a design that allows the user to interact well with the product and provide digital products and various services. The main purpose of interaction design is how it focuses the user on a product and serves as a good means of communication to create that user experience.

The interaction design of our website carries a good interaction with our user. We have designed our website in such a way that if a user visits our website then they can use this website to interact better. Because our website is very lite weight and it is very user friendly. Looking at the content and design of our website it seems that it is a very heavy website but when a user uses it then he/she will understand how much lite weight it is.

User Experience design is a design through which the user can go to a website and think in advance about how easily the product can be used there. The main purpose of the user experience is how comfortable they are to use this website. The purpose of this is to work with the user to be connected to our product or not to face any problem or face any problem in the future.

The kind of research we have done on our website shows that the user experience of our website works very well. The user experience of our website interacts very well with the user and because it is user friendly it will get complete information about the user product. The user can easily see the product and know the details of the product. The user can easily take the product to the cart and can easily checkout the product.

CHAPTER 5

IMPACT ON SOCIETY AND ENVIRONMENT

5.1 Impact on Society

The main purpose behind making this website is to make this kind of product used by the people of this country. The use of this type of product in our country is decreasing day by day as a result of which the product of foreign country is being used in our country and as a result we are being forced to give a lot of money of our country to foreign country. As a result, our country's economy is being affected a lot. If we continue to use our country product, then our country's money will remain in our country and we will be far ahead in economic terms.

This website of ours will have such an impact on our society that will bring success for this country. This will not have any bad impact on our society. Rather it will bring better effects. If our website is implemented then the people of our country will get used to this type of product and the potters of this country will be able to return to normal life because now many potters are leaving their profession and getting involved in other professions. If the people of our country start using this type of product again then potters life will become normal. This will have a good impact on our society.

5.2 Impact on Environment

The kind of product we are doing will not have such a bad impact on our environment. The product we are working with is made of maximum clay and there are some products which are made of cloth. As a result, all the products we have are eco-friendly products. The earthenware products that we have are mostly e terracotta and it takes a long time to mix with terracotta earthenware but since these products are made with earthenware, this product can be called eco-friendly products. That is why it will have a good effect on our environment.

CHAPTER 6

CONCLUSION AND FUTURE SCOPE

6.1 Conclusion

Lastly, we have taken this step to preserve our country's heritage and we hope it can be a positive development for our country. Also the number of potters in our country has started decreasing day by day. If our initiative is successful, we will be able to take it further.

6.2 Scope for Further Developments

We have a way to further develop this website in the future. In the future we can add more products and gradually it is possible to spread it not only in our country but also outside the country. In the future, we can add some more options, such as if someone wants to be added to this type of business, he/she can create his business account on our website to sell his products through our website. All those who have a business account add will have a monitoring system to see if they are giving the right product to the people. Every customer will be monitored to see if he/she is getting the product he/she is ordering properly. After the customer buys the product, considering the quality of the product, the business account from which he bought the product can give him/her a rating. They can also cancel the order within a certain time (1-3 hours) of the product order.

REFERENCES

- [1] Shows Bangladesh's handicraft product life cycle: http://textiletoday.com.bd/wp-content/uploads/2015/03/tushar_clip_image002.jpg [Last accessed on February 13, 2021]
- [2] Daraz Website Link: <https://www.daraz.com.bd> [Last accessed on April 27, 2021]
- [3] Evaly Website Link: <https://evaly.com.bd/> [Last accessed on April 27, 2021]
- [4] Shwapno Website Link: <https://www.shwapno.com/> [Last accessed on April 27, 2021]
- [5] Meena Bazar Website Link: <https://www.meenaclick.com/> [Last accessed on April 27, 2021]
- [6] Hungrynaki Website Link: <https://hungrynaki.com/> [Last accessed on April 27, 2021]
- [7] Foodpanda Website Link: <https://www.foodpanda.com.bd/> [Last accessed on April 27, 2021]
- [8] How is terracotta made? 2nd paragraph of this link: <https://www.anandabazar.com/lifestyle/terracotta-objects-are-great-to-decorate-your-home-1.1235269> [Last accessed on February 18, 2021]
- [9] WAMP Server: <https://www.wampserver.com/en/> [Last accessed on February 23, 2021]
- [10] Wordpress (Offline PHP Framework): <https://wordpress.org/download/> [Last accessed on February 28, 2021]
- [11] OceanWP Version: 2.0.3 by Nick: <https://wordpress.org/themes/oceanwp/> [Last accessed on March 05, 2021]

PLAGIARISM REPORT

Bangladesh Oitijhya A Web Based Application

ORIGINALITY REPORT

| | | | |
|------------------|------------------|--------------|----------------|
| 7 % | 7 % | 0 % | 4 % |
| SIMILARITY INDEX | INTERNET SOURCES | PUBLICATIONS | STUDENT PAPERS |

PRIMARY SOURCES

| | | |
|----------|--|----------------|
| 1 | dspace.daffodilvarsity.edu.bd:8080 Internet Source | 5 % |
| 2 | Submitted to Daffodil International University Student Paper | 2 % |
| 3 | www.textiletoday.com.bd Internet Source | <1 % |

Exclude quotes Off

Exclude matches Off

Exclude bibliography Off