



## **Internship Report on Employability Skill Test at Skill.Jobs**

Submitted by:

**Jannatun Naima**

ID: 181-35-2393

Department of Software Engineering

Daffodil International University

Submitted to:

**Ms. Tapushe Rabaya Toma**

Lecturer (Senior Scale)

Department of Software Engineering

Daffodil International University

Date of Submission: 05 January,2022

# APPROVAL

## APPROVAL

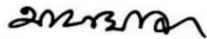
This internship titled on “Employability Skill Test”, submitted by Jannatun Naima, ID: 181-35-2393 to the Department of Software Engineering, Daffodil International University has been accepted as it is fit for the partial fulfillment of the requirements for the degree of Bachelor of Science in Software Engineering and approval as to its style and contents.

### BOARD OF EXAMINERS



Chairman

Dr. Imran Mahmud  
Associate Professor and Head  
Department of Software Engineering  
Daffodil International University



Internal Examiner 1

Afsana Begum  
Assistant Professor  
Department of Software Engineering  
Daffodil International University



Internal Examiner 2

Tapushe Rabaya Toma  
Senior Lecturer  
Department of Software Engineering  
Daffodil International University



External Examiner

Prof. Dr. Md. Saiful Islam  
Professor  
Institute of Information and Communication Technology (IICT)  
Bangladesh University of Engineering and Technology (BUET)

## DECLARATION

### DECLARATION

It hereby declares that this project has been done by **Jannatun Naima** under the supervision of **Ms. Tapushe Rabaya Toma, Lecturer (Senior Scale)**, Department of Software Engineering, Daffodil International University. It also declares that neither this project nor any part of this has been submitted elsewhere for award of any degree.

*Jannatun Naima*

Student Name: Jannatun Naima

Student ID: 181-35-2393

Batch: 25th

Department of Software Engineering

Faculty of Science & Information Technology

Daffodil International University

Certified by:



Ms. Tapushe Rabaya Toma

Lecturer (Senior Scale)

Department of Software Engineering

Faculty of Science & Information Technology

Daffodil International University

## ACKNOWLEDGEMENT

From the beginning I am very grateful to Almighty Allah for giving me the strength to do the work and opportunity to complete the internship report and for giving me a healthy mind.

I would like to thank my supervisor **Ms. Tapushe Rabaya Toma**, Lecturer department of Software Engineering, for guiding and giving me the opportunity to initiate this report. She gave us invaluable advice and helped me through difficult times. Her inspiration and help have made a tremendous contribution to the successful completion of the project. Then I would like to express my sincere thanks **Dr. Imran Mahmud**, Professor and Head of Software Engineering Department.

Then I also want to thank Skill Jobs for giving me the opportunity to do my internship in the organization. My special thanks to **Md. Mahmudul Huq Topu** Software Engineer at Skill Jobs, who assigned me in the project.

Also, I would like to thank all the teachers who helped me with their advice and tools and also my family and friends for their support. Without that support I would not have been able to complete this part of Project.

Last but not least, we would like to thank all those who have helped and inspired us to work on the internship.

## **EXECUTIVE SUMMARY**

This report is prepared on the basis of my three-month practical experience at Skill Jobs. This internship program helped me to learn about the practical work experience. In Bangladesh the greatest job site is Skill Jobs. It's also an online career portal with state-of-the-art and technology. Their job boards provide the most suitable profile for employers and relevant jobs for job seekers in companies of all verticals, level of experience and geography of industry. They are committed to providing the best talent with their work board.

Skill Jobs has extensive experience with an employer expectation as they have been working as a job site in Bangladesh since 2000.

Companies, firms and firms use a variety of evaluation tools to effectively and efficiently measure where their employees are in terms of performance. One such tool is known as the Skill Jobs. This company will have its own set of competency assessments.

# Table of Content

## Contents

<b>APPOROVAL .....</b>	<b>i</b>
<b>DECLARATION.....</b>	<b>ii</b>
<b>ACKNOWLEDGEMENT.....</b>	<b>iii</b>
<b>EXECUTIVE SUMMARY .....</b>	<b>iv</b>
<b>Table of Content.....</b>	<b>v</b>
<b>Content of Figure .....</b>	<b>vii</b>
<b>CHAPTER-1.....</b>	<b>1</b>
<b>INTRODUCTION.....</b>	<b>1</b>
<b>1.1 Introduction.....</b>	<b>2</b>
<b>1.2 Vision.....</b>	<b>2</b>
<b>1.3 Service Provide.....</b>	<b>2</b>
<b>1.3.1 By registering for the job exam, they will receive .....</b>	<b>3</b>
<b>CHAPTER 2 .....</b>	<b>4</b>
<b>THE INTERNSHIP .....</b>	<b>4</b>
<b>2.1 Description &amp; nature of the internship .....</b>	<b>5</b>
<b>2.2 Specific responsibilities of the internship.....</b>	<b>6</b>
<b>2.3 Different Aspect of Internship Performance .....</b>	<b>6</b>
<b>2.4 Limitation of the study .....</b>	<b>6</b>
<b>CHAPTER-03.....</b>	<b>7</b>
<b>PROJECT .....</b>	<b>7</b>
<b>3.1 Description of the project.....</b>	<b>8</b>
<b>3.2 Project purpose .....</b>	<b>8</b>
<b>3.3.1 Background .....</b>	<b>8</b>
<b>3.3.2 Objectives of the project.....</b>	<b>8</b>
<b>3.3.3 Benefits &amp; Beneficiaries of project .....</b>	<b>9</b>
<b>3.3.4 Stakeholders .....</b>	<b>9</b>
<b>3.4 Specification of the Requirement.....</b>	<b>9</b>
<b>3.4.1 Functional Requirement.....</b>	<b>9</b>
Table 1: Functional Requirement.....	9
<b>3.4.2 Non-Functional Requirement .....</b>	<b>10</b>

3.5 Dependability Requirements.....	11
3.5.1 Reliability Requirements.....	11
3.5.2 Availability Requirements.....	11
<b>CHAPTER-04.....</b>	<b>12</b>
<b>SYSTEM ANALYSIS .....</b>	<b>12</b>
4.1 Use case Diagram .....	13
Table 6:Admin can edit quiz questions.....	15
Table 10: User can select the subject which they want to exam .....	16
4.2 Activity diagram.....	19
4.3 Class Diagram .....	27
Design and Development Tools and Technology .....	28
User Interface Technology .....	28
Implementation Tools and Platform .....	28
<b>CHAPTER-05.....</b>	<b>29</b>
<b>USER MANUAL .....</b>	<b>29</b>
User Manual (Who wants to prepare the job).....	30
5.1 Home page .....	30
5.2 Registration Form (Fill up name, valid email, password) .....	31
5.3 Registration Successful Notification .....	31
5.4 Verification message and the email page .....	32
5.5 Exam page.....	33
5.6 Result page.....	33
5.7 User Profile page .....	34
5.8 Exam preparation category page.....	34
5.9 Division of BCS exam preparation page .....	35
5.10 Buy credit notification .....	35
5.11 Buy credit page.....	36
<b>CHAPTER-06.....</b>	<b>37</b>
<b>PROJECT SUMMARY .....</b>	<b>37</b>
<b>Plagiarism Report .....</b>	<b>38</b>

## Content of Table

Table 1: Functional Requirement.....	9
Table 2: Non-Functional Requirement .....	10
Table 3: User can Registration in the system.....	14
Table 4: Admin and User can Login in the system.....	14
Table 5: Admin can edit subject .....	14
Table 6: Admin can edit quiz questions.....	15
Table 7: User Review quiz question exam.....	15
Table 8: Admin can Set the time.....	15
Table 9: User can do give the exam for free/paid .....	16
Table 10: User can select the subject which they want to exam .....	16
Table 11: Admin and User can view the questions.....	16
Table 12: User have to choose the answer from the multiple question.....	17
Table 13: User can submit answer .....	17
Table 14: Admin and User can view answer time, exam time and result .....	17
Table 15: Admin and User can Logout.....	18

## Content of Figure

Figure 1: Use case diagram.....	13
Figure 2: User registration activity diagram .....	19
Figure 3: User login activity diagram .....	20
Figure 4: Edit subject activity diagram .....	21
Figure 5: Modify quiz question section activity diagram .....	22
Figure 6: Modify quiz question answer section activity diagram .....	23
Figure 7: Modify quiz answer time activity diagram.....	24
Figure 8: User pay for exam activity diagram .....	25
Figure 9: User skill test subject activity diagram.....	26
Figure 10: Class Diagram .....	27
Figure 11: Home page.....	30
Figure 12: Registration form.....	31
Figure 13: Registration successful notification.....	31
Figure 14: Verification message .....	32
Figure 15: Verification email page .....	32
Figure 16: Exam page .....	33
Figure 17: Result page .....	33
Figure 18: User profile page .....	34
Figure 19: Exam preparation category page .....	34
Figure 20: Division of BCS exam preparation page.....	35
Figure 21: Buy credit notification.....	35
Figure 22: Buy credit page.....	36



# **CHAPTER-1**

## **INTRODUCTION**

## **1.1 Introduction**

Employability Skills Tests Provide assessment tests to assess people for existing employees, employers can determine if their employees have some important job skills or should improve. The practice exam which in part of Employability Skill Test is a skills assessment test gives employers specific information about the skills that should be developed in their employees.

Employing is not just about having a job. To do this you need to be involved with a lot of people, analyze complex situations, solve problems, learn the right etiquette and work, and so on.

This project offers you a recruitment skills testing platform to access your hiring skills. This will help you identify the skills that need to be improved and grow as an employable candidate that employers are looking for today. Whether a man is a job seeker or already working for an organization, a recruitment test will help them find the right direction to be successful in their career.

## **1.2 Vision**

Employability Skill Test has been created focusing on our past 20+ experiences in the global job market, in particular, recent job trends, skills metrics, technological advances, demand and expectations of modern companies.

## **1.3 Service Provide**

Companies, organizations and firms use a variety of evaluation tools to effectively and efficiently measure where their employees are in terms of performance. Which tool is known as the Skills Test.

Each company will have its own set of competency assessments. These are used to evaluate potential employees to see if they have the skills needed to perform the task in question. It's become a common (but often overlooked) part of a job interview may be to test this skill.

Skill Jobs Skills Test focuses on the areas that employers are looking for each employee. Carefully crafted questions based on the required skill set will provide you with a refined and customized

report with our recommendations so that you can do exceptionally well in your job if you are looking for a job or if you already have one.

**1.3.1 By registering for the job exam, they will receive**

- Online interview board,
- Different types of skill tests,
- User-friendly online testing environment,
- Evaluate their skills,
- Detailed test report of their skills,
- Skill.Jobs Certificate of their skills test.

## **CHAPTER 2**

### **THE INTERNSHIP**

## 2.1 Description & nature of the internship

We, B.Sc. students. Study topics related to software development in software engineering. The developmental software engineering introduces each student to the fact that they move freely in the development environment, but in the classroom, not only theoretical study is enough, but the internship program is the only means of practical experience and practical experience.

There are plenty of financial institutions, IT firms and industries in the development environment that provide these benefits to us. If we do not get this benefit of internship then there will be wide gap between our study and experience, I think it is valuable for us.

We, the students of software engineering do this usually for three months. In our country there are many companies offer internship particularly IT firm, Multinational company, Bank etc.

I started my internship at Skill Jobs on 15th July, 2021 and have been continuing ever since. I always try my best to gain absolute knowledge and experience from this internship. I'm working with the design and development team. The internship part is of two types. The first is the design part and the other is the development part. Part of the design involves working on projects that create new ways to view smart shows on the project frontend. On the other hand, the development part is responsible for creating real-time projects.

My on-site supervisor is **Md. Mahmudul Haque Topu** Software Engineer Skill Jobs. My work time starts at 09:00am in the morning and continues till 5 in the afternoon. My days at Skills Jobs didn't go well for the first 2-3 weeks because there was no work for me and I was instructed to observe the coding part.

From the date of joining, I noticed that each procedure was computer-generated and had no paperwork to complete. However, I had no choice but to surf the world using the internet.

Sometimes my moments are spent thinking about how to spend the rest of the week without any work. Sitting in a chair for about 08 hours without any work has made my life horrible. Finally, on September 6, 2021, I was given a task. This was an online test website design and necessary project development work. Also, I was asked to give a presentation with an offer of what I did. Moreover, I was given very little time to complete my entire task.

I have enjoyed every moment in Skill Jobs achieved so many experiences that will absolutely help me to choose my right career path.

## **2.2 Specific responsibilities of the internship**

My responsibilities at Skill Jobs are given below:

1. Making a design part for practice exam in Employability Skill Test
2. Making an account section
3. Use Django framework
4. Create many sections in exam part
5. Make MCQ type question and answer

## **2.3 Different Aspect of Internship Performance**

During my internship time they were assigned to a variety of tasks and activities. And by doing those, I have received performance appraisals from all of my supervisors and team members at Skill Jobs. As I worked most in the practice exam site, Skill Jobs site has successfully completed the Employability Skill Test site. They check the project part and they approve it.

## **2.4 Limitation of the study**

During my internship I have faced many problems that may be termed as the limitation of the study. These were:

- Due to lack of time, sufficient time could not be spent to study such an important subject in depth.
- It has been very difficult to get the actual information
- Extreme work pressure prevents us from spending a lot of time, even if it is for the amicable purpose of providing information to the officers.

## **CHAPTER-03**

### **PROJECT**

### **3.1 Description of the project**

The Employment Skills Test is the best online job preparation place where you can find all kinds of resources to succeed in IT sectors jobs, BCS, bank jobs, government jobs tests and interviews. You can collect knowledge about English, General Knowledge, Mathematics and many more online.

We have BCS Bank Job Resources. No more investing in job preparation. We have everything what they need to complete their job preparation online. Just select their topics and articles from the drop-down list and enjoy reading.

After reading and practicing resource materials go for Skill.Jobs and select the Practice Exam option, and do online MCQ exam practice. It must be free. If they practice more than they have do the registration and do payment.

### **3.2 Project purpose**

#### **3.3.1 Background**

We are having a lot of problems with direct seat in the job exam because enough preparation and practice. So, this practice exam will help everyone to prepare to seat in the job exam.

#### **3.3.2 Objectives of the project**

The Employability Skills Test provides a Practice Exam. Its help quick and clear report on the candidate's results and progress. This makes it easier for candidates to give useful feedback on how they are doing, where they are strong and where they need to focus on learning.

1. An online open Multiple-Choice Question (MCQ) platform
2. Use everyone in this platform is both user and admin
3. User do the Quiz anytime
4. User can see their Quiz answer and time



### 3.3.3 Benefits & Beneficiaries of project

1. User can choose the subject which they want to prepare
2. User can take preparation for job exam
3. User can see their exam result and answer
4. Admin can add subject and many questions

### 3.3.4 Stakeholders

- Admin
- User (who wants to prepare job exam)

## 3.4 Specification of the Requirement

### 3.4.1 Functional Requirement

This is my project requirements. I discuss about my project Employability Skill Test submenu part Practice Exam.

Table 1: Functional Requirement

ID	Name	Description	Functional/Non functional	Priority
FR-01	Request access for password	User can request for pass with fill-up their email-id	Functional	High
FR-02	Login	User can login with their valid email id and pass	Functional	High
FR-03	Registration	User can registration with their valid information	Functional	High
FR-04	Check exam status	User can check their exam status	Functional	High

FR-05	Fill-up exam answer and submit	User have to fill required field and submit	Functional	High
-------	--------------------------------------	---	------------	------

### 3.4.2 Non-Functional Requirement

Non-functional requirements

Table 2: Non-Functional Requirement

ID	Name	Description	Non-functional Requirement	Priority
NFR-01	Availability	The system should work all time as user can get access and service	Non-Functional	High
NFR-02	Maintenance	It's way how easy to support, change and enhance the system	Non-Functional	Medium

## **3.5 Dependability Requirements**

### **3.5.1 Reliability Requirements**

- Admin, Teacher, Students should be log in to the system using his or her valid email
- and password.
- Admin can easily update supervisor and assign new supervisor
- Students can check his or her project proposal status like his or her proposal accept or decline.
- Teacher can check his or her assigned student list.
- Admin can add student and student proposal and update also.

### **3.5.2 Availability Requirements**

- When we are using this system need to run server.
- Know the command to run correctly and easily.
- This is a web application should run on a web browser. (Preferable browser is Chrome, Firefox, Internet Explorer,).

## **CHAPTER-04**

### **SYSTEM ANALYSIS**

## 4.1 Use case Diagram

### Use case

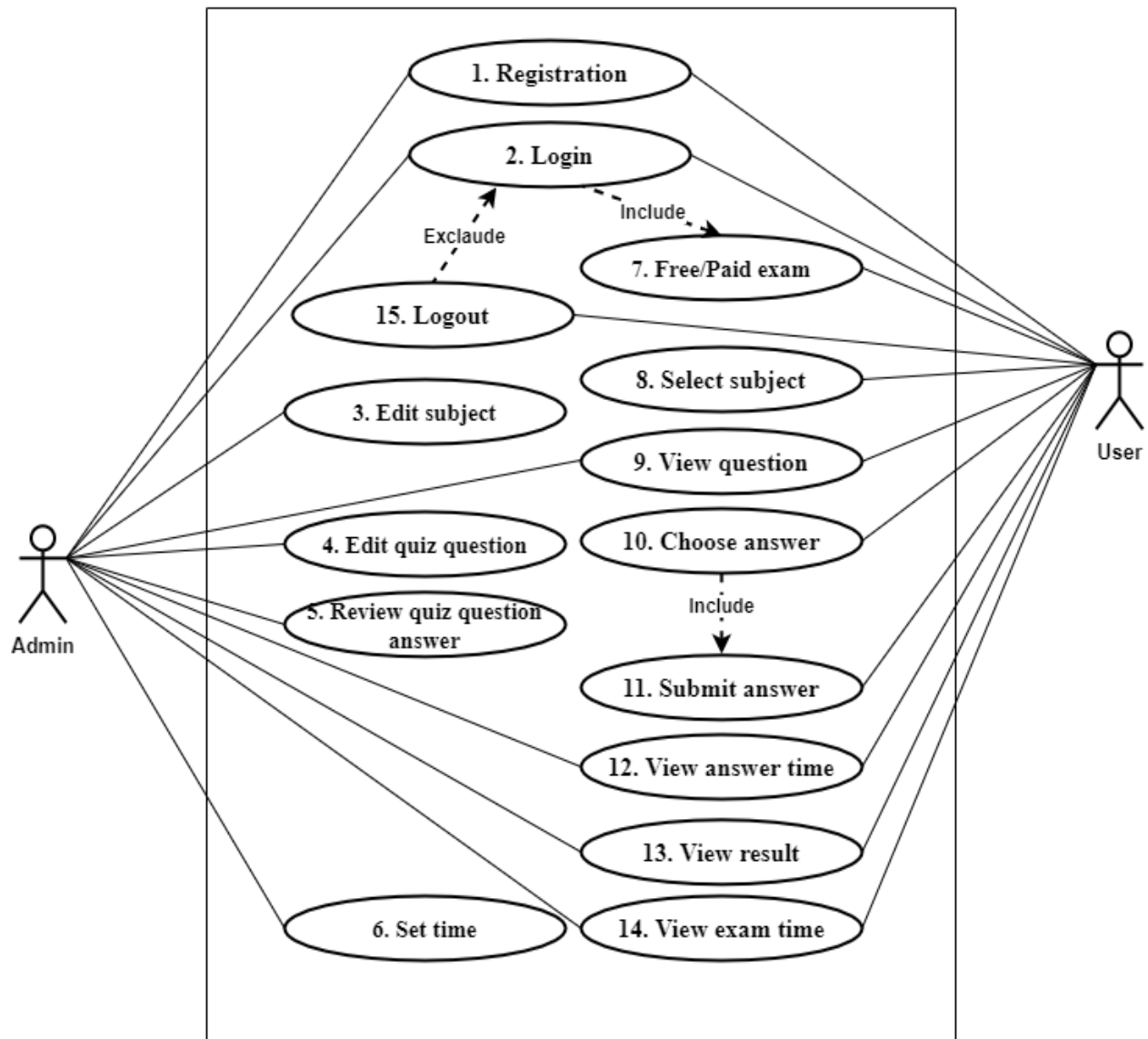


Figure 1: Use case diagram

Table 3: User can Registration in the system

<b>Use Case ID</b>	<b>UCD-01</b>
Use case name	Registration
Actor	User
Description	Allow User of a specific Subject to register in the site.
Pre-condition	All User have to the registration in various subject exam
Post-condition	None

Table 4: Admin and User can Login in the system

<b>Use Case ID</b>	<b>UCD-02</b>
Use case name	Login
Actor	Admin, User
Description	Allow admin to login, and allow registered user to login only.
Pre-condition	Registration
Post-condition	Admin and User logged in to the system

Table 5: Admin can edit subject

<b>Use Case ID</b>	<b>UCD-03</b>
Use case name	Edit Subject
Actor	Admin
Description	Admin can edit subject.
Pre-condition	Add subject
Post-condition	Subject update

Table 6:Admin can edit quiz questions

<b>Use Case ID</b>	<b>UCD-04</b>
Use case name	Edit Quiz Questions
Actor	Admin
Description	Admin can edit subject questions.
Pre-condition	Add question
Post-condition	Question exam update

Table 7: User Review quiz question exam

<b>Use Case ID</b>	<b>UCD-05</b>
Use case name	Review quiz question exam
Actor	User
Description	User can review any exam which they take.
Pre-condition	Login
Post-condition	Anyone sees the review

Table 8: Admin can Set the time

<b>Use Case ID</b>	<b>UCD-06</b>
Use case name	Set time
Actor	Admin
Description	Admin set the exam time.
Pre-condition	Add time
Post-condition	Update the time

Table 9: User can do give the exam for free/paid

<b>Use Case ID</b>	<b>UCD-07</b>
Use case name	Free/paid exam
Actor	User
Description	User have to decide which they want and do the system.
Pre-condition	Set the system to free and paid
Post-condition	Update the exam system

Table 10: User can select the subject which they want to exam

<b>Use Case ID</b>	<b>UCD-08</b>
Use case name	Select subject
Actor	User
Description	User can subject which they want to preparation for the job exam.
Pre-condition	Login
Post-condition	See the selected subject

Table 11: Admin and User can view the questions

<b>Use Case ID</b>	<b>UCD-09</b>
Use case name	View question
Actor	Admin, User
Description	Admin and user can see the question page.
Pre-condition	Login
Post-condition	Able to view question



Table 12: User have to choose the answer from the multiple question

<b>Use Case ID</b>	<b>UCD-10</b>
Use case name	Choose answer
Actor	User
Description	User can choose the exam question answer from the multiple question.
Pre-condition	Login
Post-condition	See the answer which they select

Table 13: User can submit answer

<b>Use Case ID</b>	<b>UCD-11</b>
Use case name	Submit answer
Actor	User
Description	User can submit their multiple questions answer.
Pre-condition	Login
Post-condition	See the selected answer

Table 14: Admin and User can view answer time, exam time and result

<b>Use Case ID</b>	<b>UCD-12,13,14</b>
Use case name	View answer time, exam time and result
Actor	Admin, User
Description	Admin and user can see their exam time, exam's answer time and also see their exam result.
Pre-condition	Login
Post-condition	See answer time, exam time and result

Table 15: Admin and User can Logout

<b>Use Case ID</b>	<b>UCD-15</b>
Use case name	Logout
Actor	Admin, User
Description	Actor can logout from the system
Pre-condition	Logged in the system
Post-condition	Logged out from the site

## 4.2 Activity diagram

### User Registration

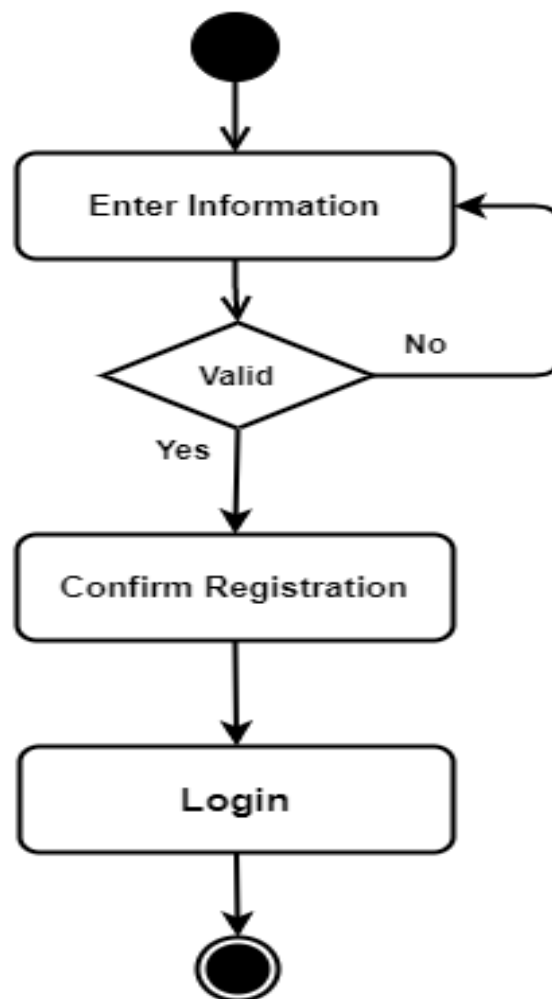


Figure 2: User registration activity diagram

## User Login

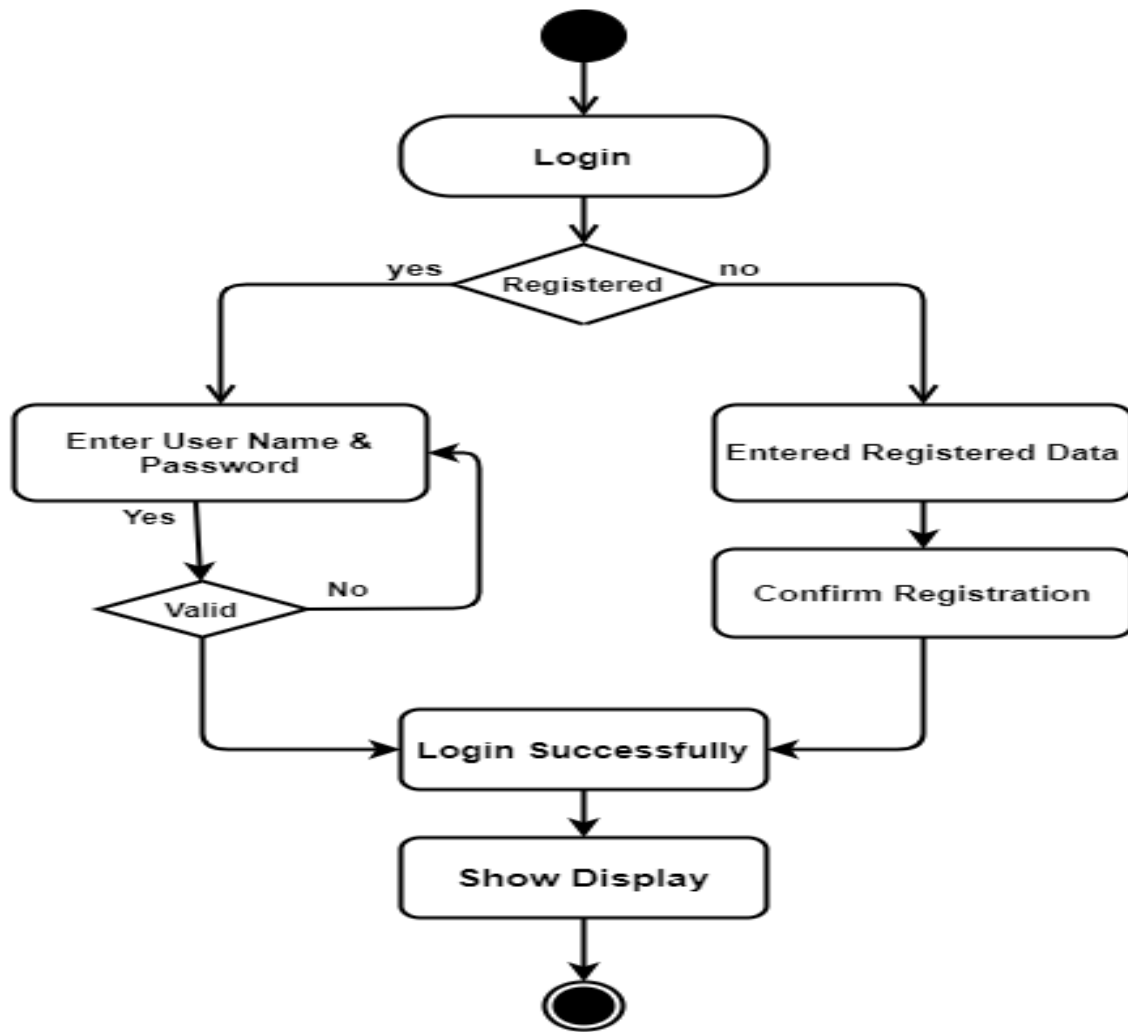


Figure 3: User login activity diagram

## Admin edit subject for Quiz

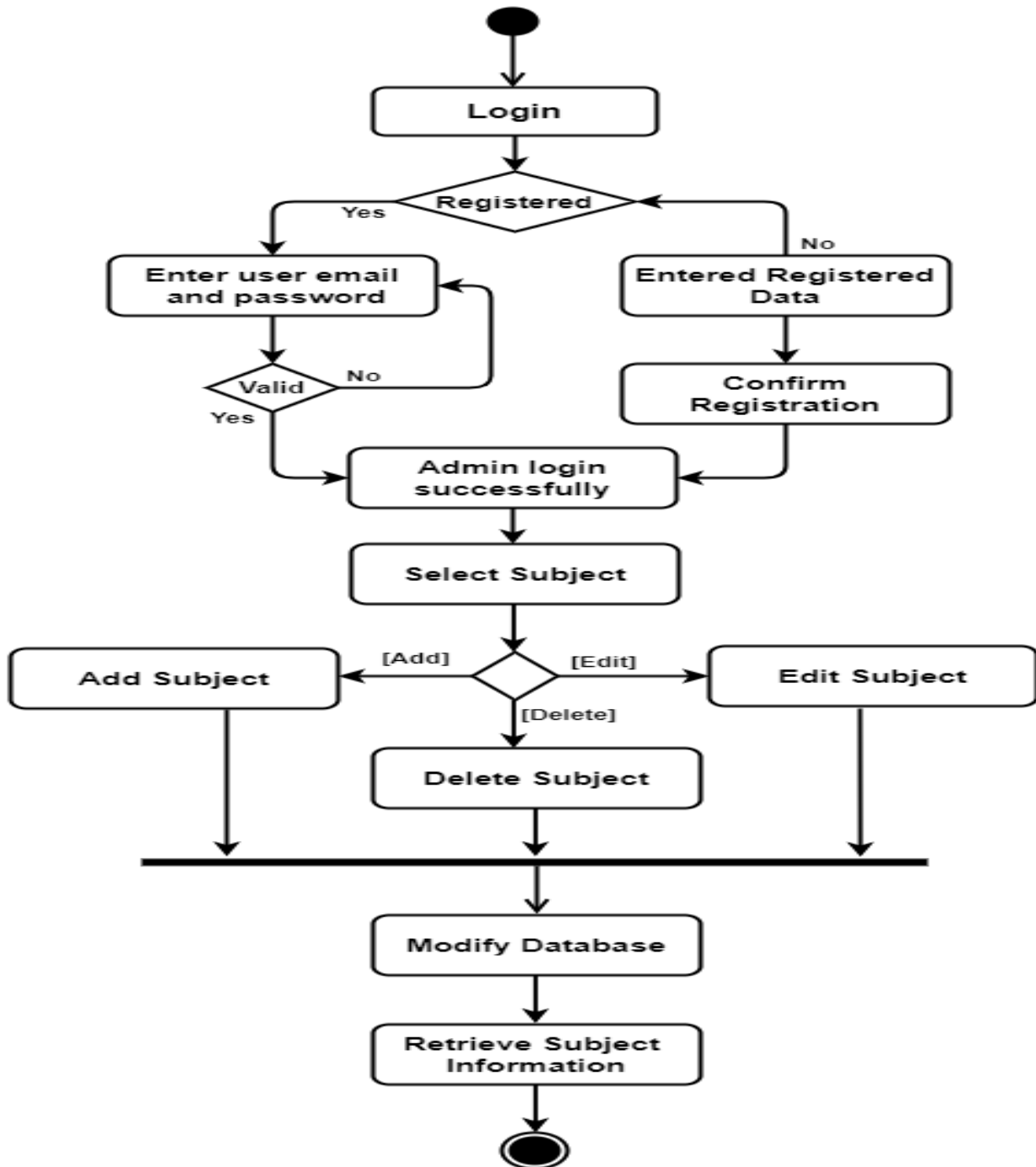


Figure 4: Edit subject activity diagram

## Admin can Modify Quiz Question Section

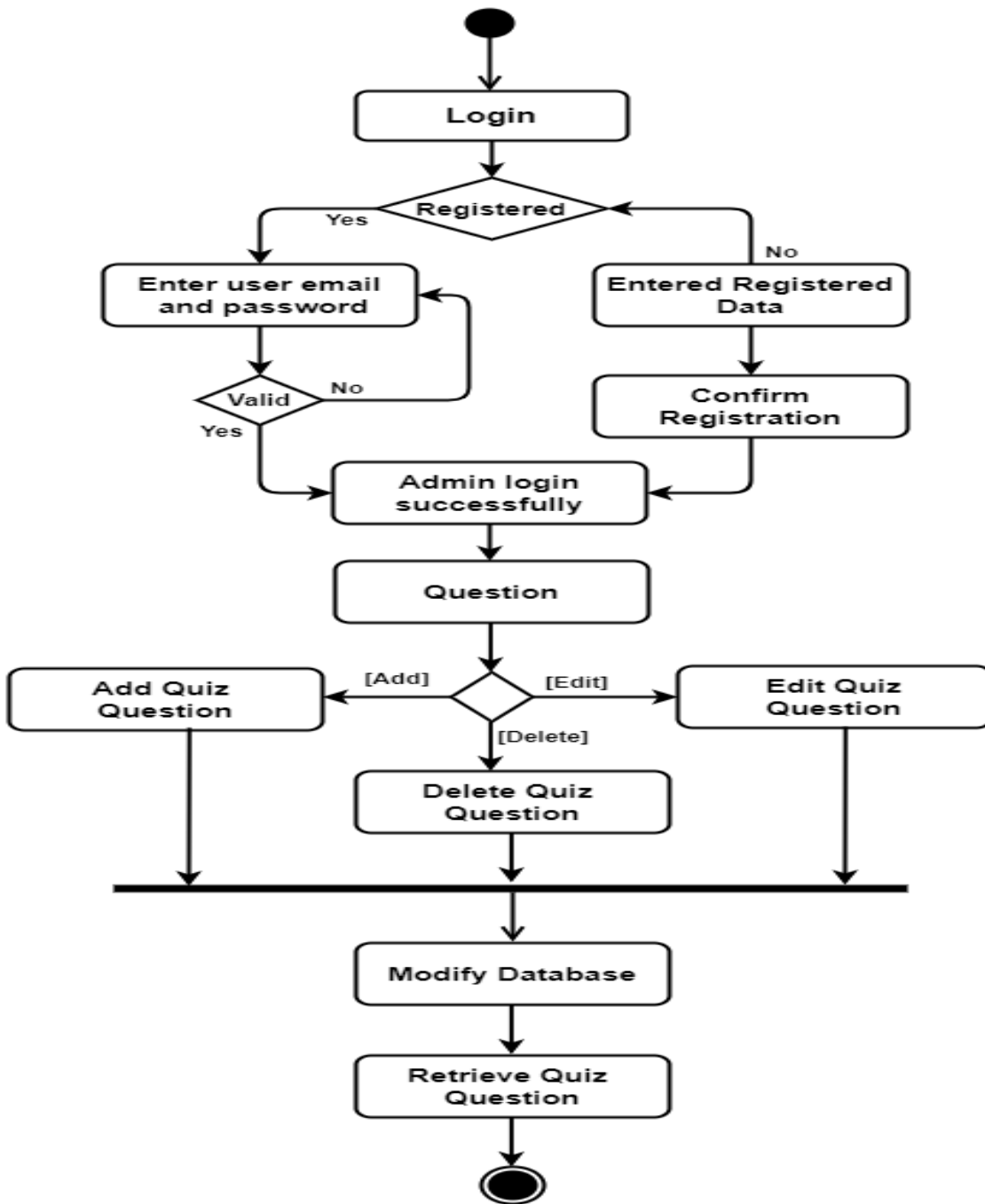


Figure 5: Modify quiz question section activity diagram

## Admin can Modify Quiz Question Answer Section

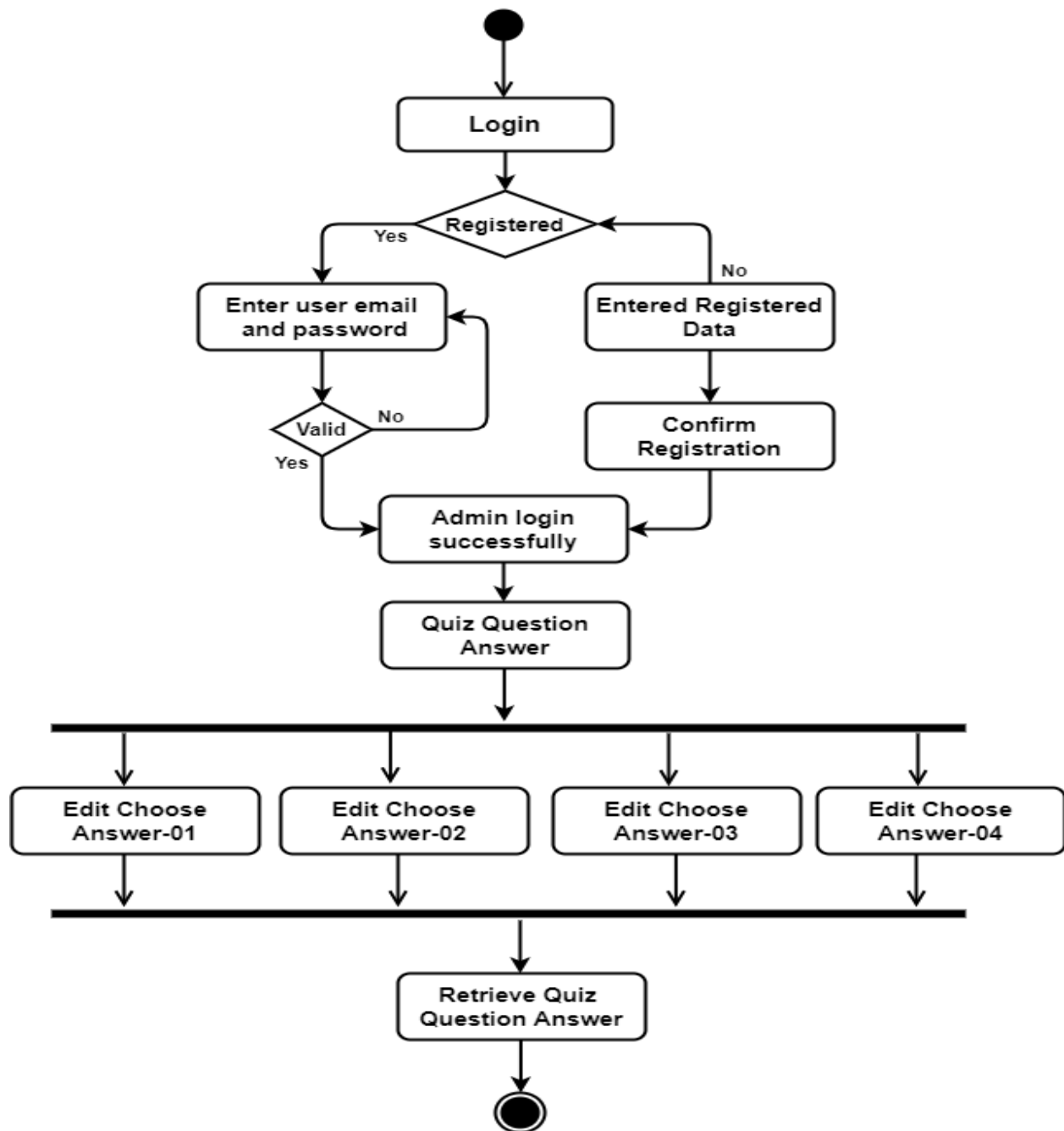


Figure 6: Modify quiz question answer section activity diagram

## Admin can Modify Quiz Answer Time

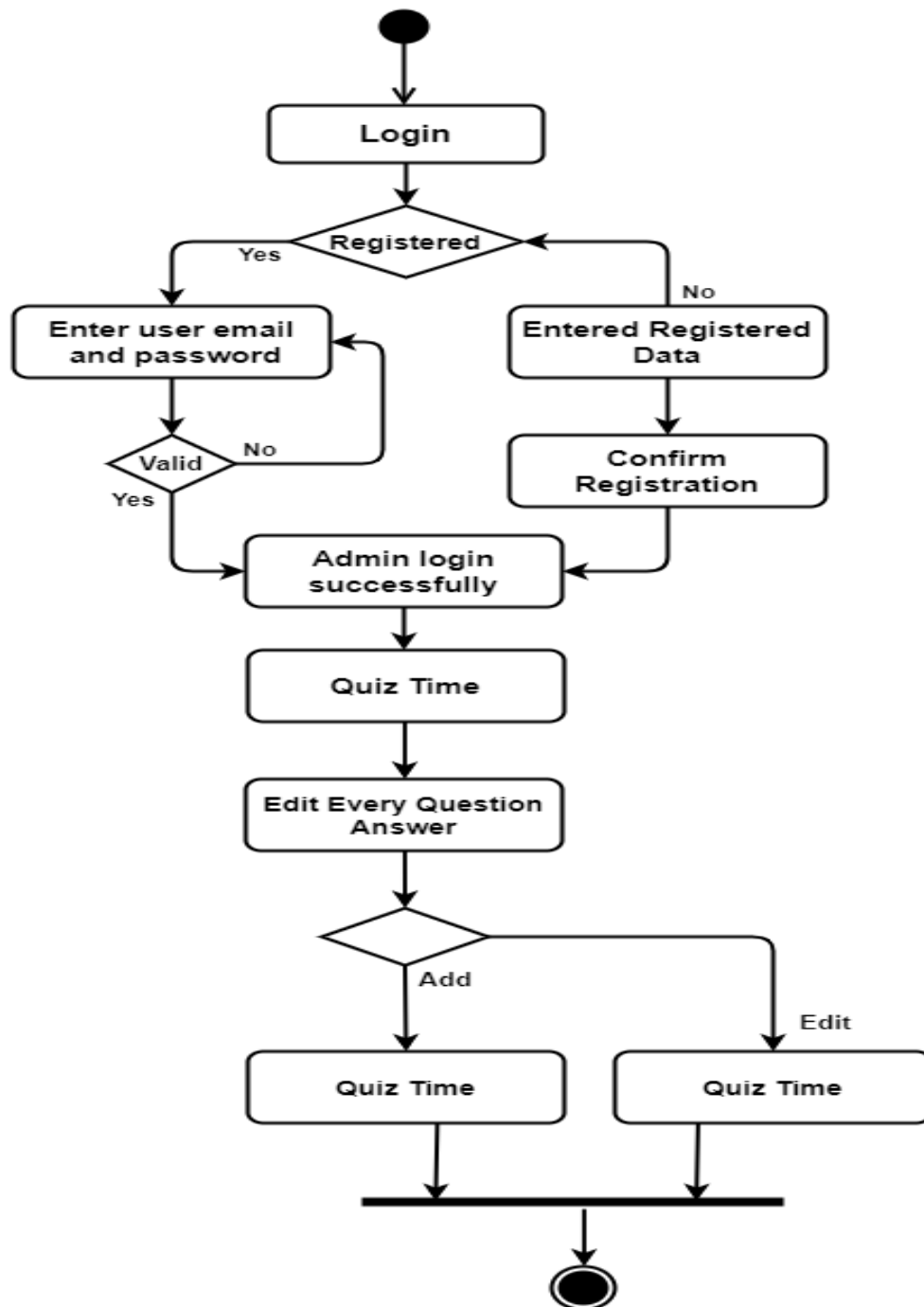


Figure 7: Modify quiz answer time activity diagram



## User Pay for Quiz Test

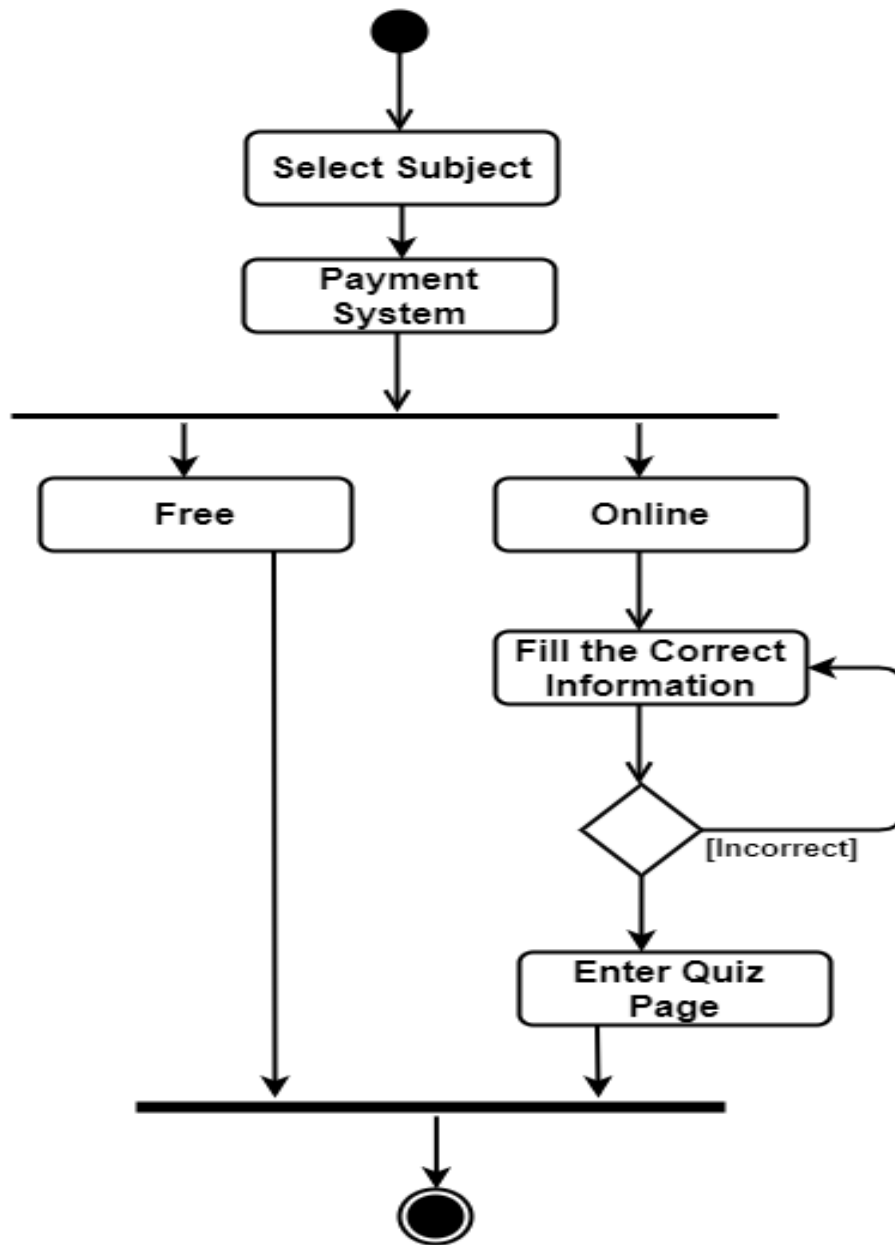


Figure 8: User pay for exam activity diagram

## User Skill Test Subject

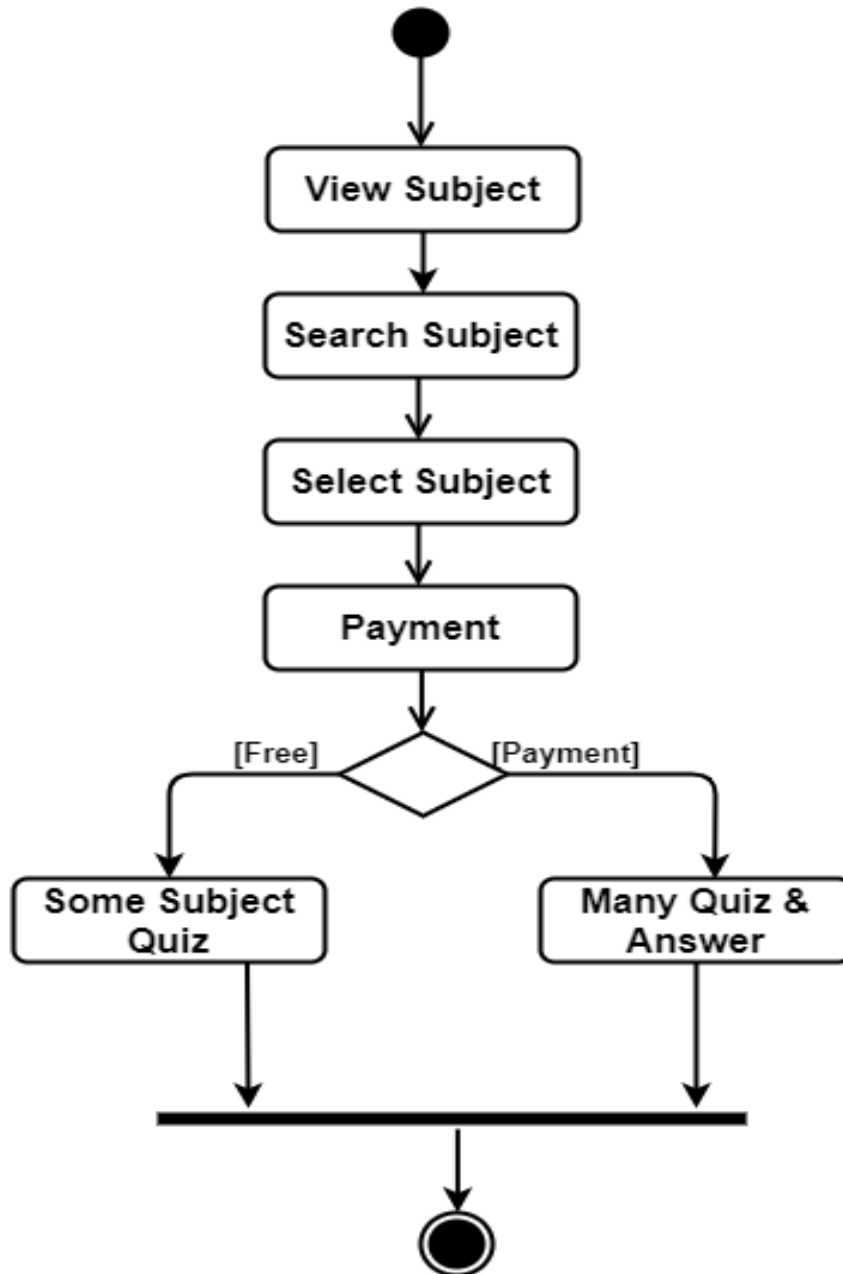


Figure 9: User skill test subject activity diagram

## 4.3 Class Diagram



Figure 10: Class Diagram

## **Design and Development Tools and Technology**

### **User Interface Technology**

- HTML5
- CSS3
- Bootstrap-5
- Angular js,
- Font Awesome

### **Implementation Tools and Platform**

- Django
- API

## **CHAPTER-05**

### **USER MANUAL**

## User Manual (Who wants to prepare the job)

### 5.1 Home page

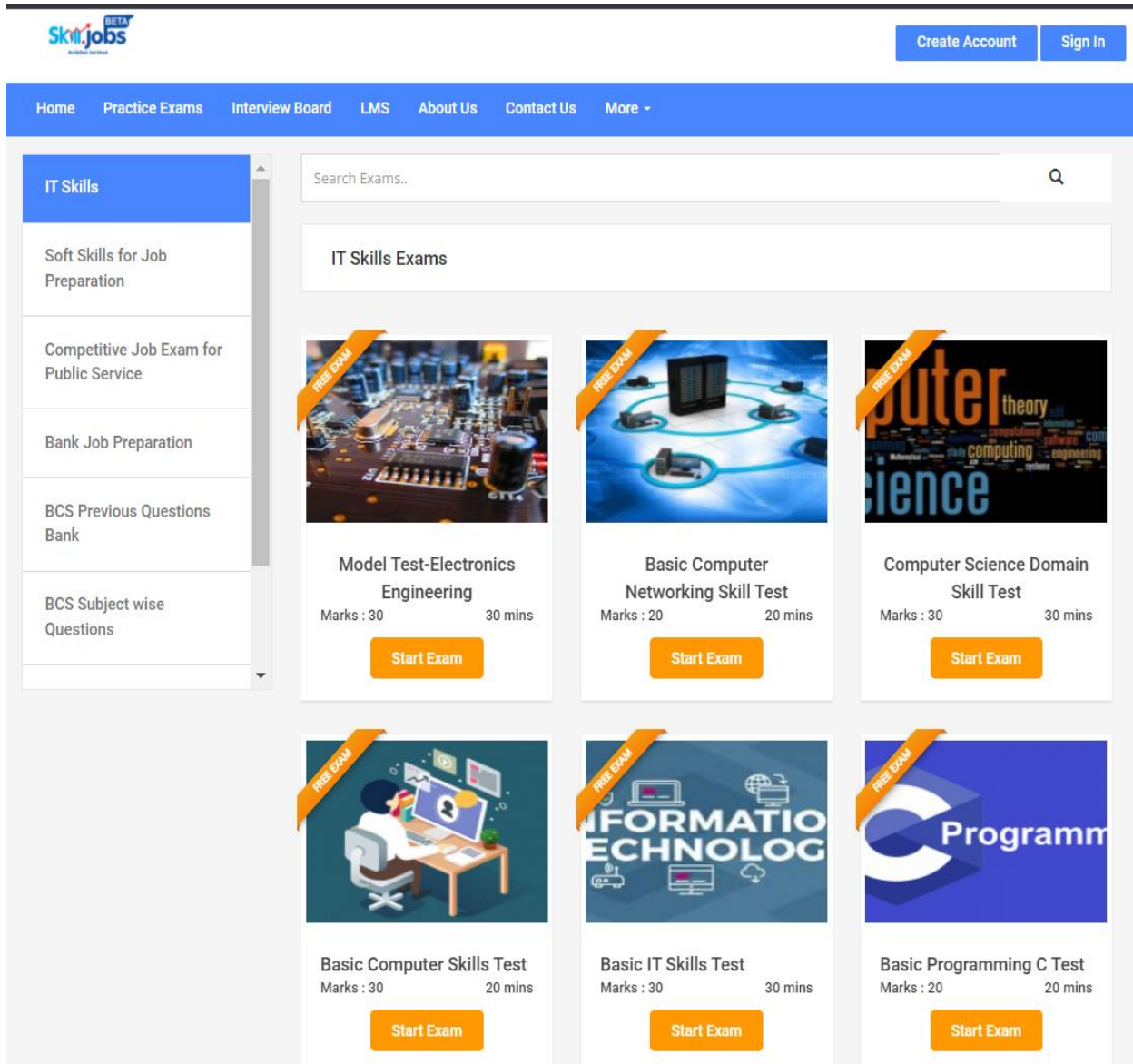
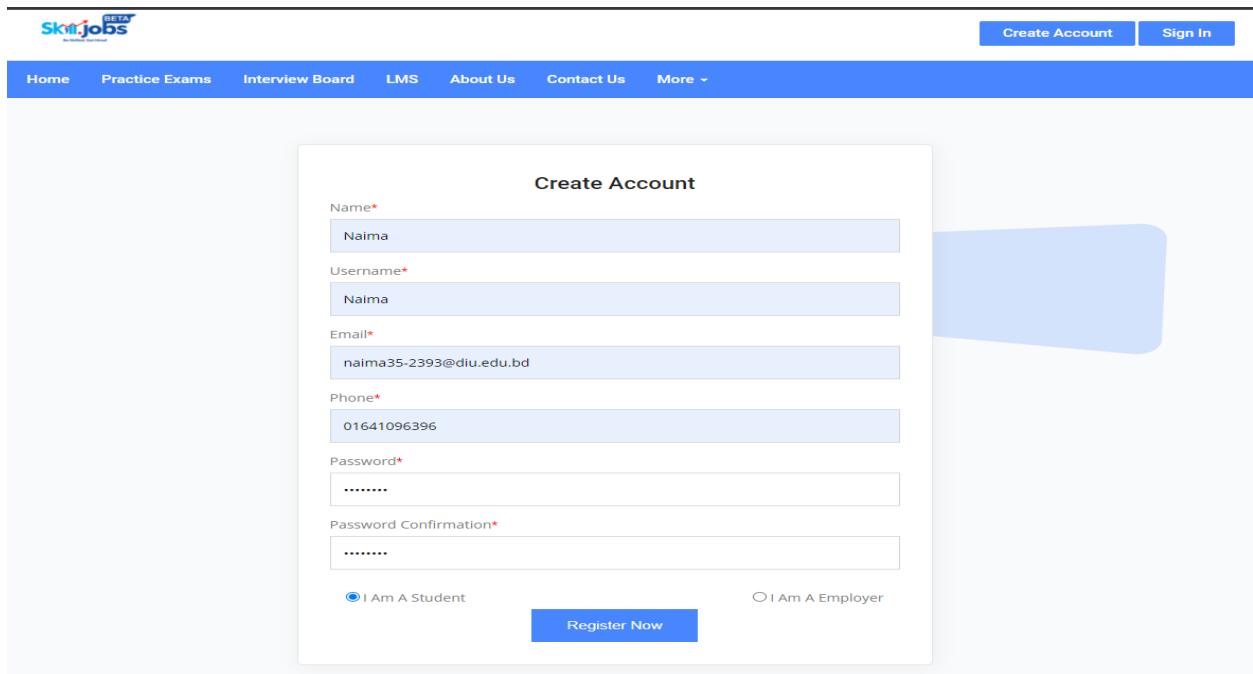


Figure 11: Home page

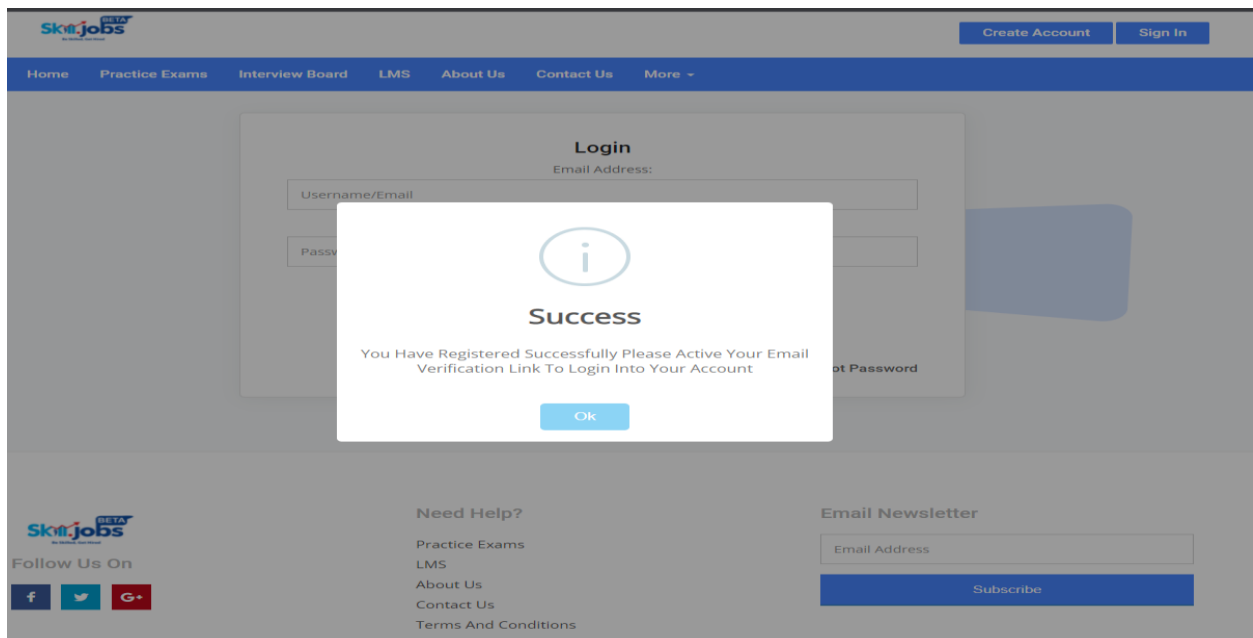
## 5.2 Registration Form (Fill up name, valid email, password)



The screenshot shows the SkilJobs website's registration form. The header includes the SkilJobs logo, navigation links (Home, Practice Exams, Interview Board, LMS, About Us, Contact Us, More), and buttons for 'Create Account' and 'Sign In'. The main content area features a 'Create Account' modal form with the following fields: Name\* (filled with 'Naima'), Username\* (filled with 'Naima'), Email\* (filled with 'naima35-2393@diu.edu.bd'), Phone\* (filled with '01641096396'), Password\* (masked with dots), and Password Confirmation\* (masked with dots). At the bottom of the form, there are radio buttons for 'I Am A Student' (selected) and 'I Am A Employer', and a 'Register Now' button.

Figure 12: Registration form

## 5.3 Registration Successful Notification



The screenshot shows the SkilJobs website with a 'Login' form in the background. Overlaid on the login form is a 'Success' notification modal. The modal has a blue information icon and the text: 'Success', 'You Have Registered Successfully Please Active Your Email Verification Link To Login Into Your Account', and an 'Ok' button. The background login form has fields for 'Username/Email' and 'Password'. The footer of the website includes the SkilJobs logo, social media links (Facebook, Twitter, Google+), a 'Need Help?' section with links to Practice Exams, LMS, About Us, Contact Us, and Terms And Conditions, and an 'Email Newsletter' section with an 'Email Address' field and a 'Subscribe' button.

Figure 13: Registration successful notification

## 5.4 Verification message and the email page

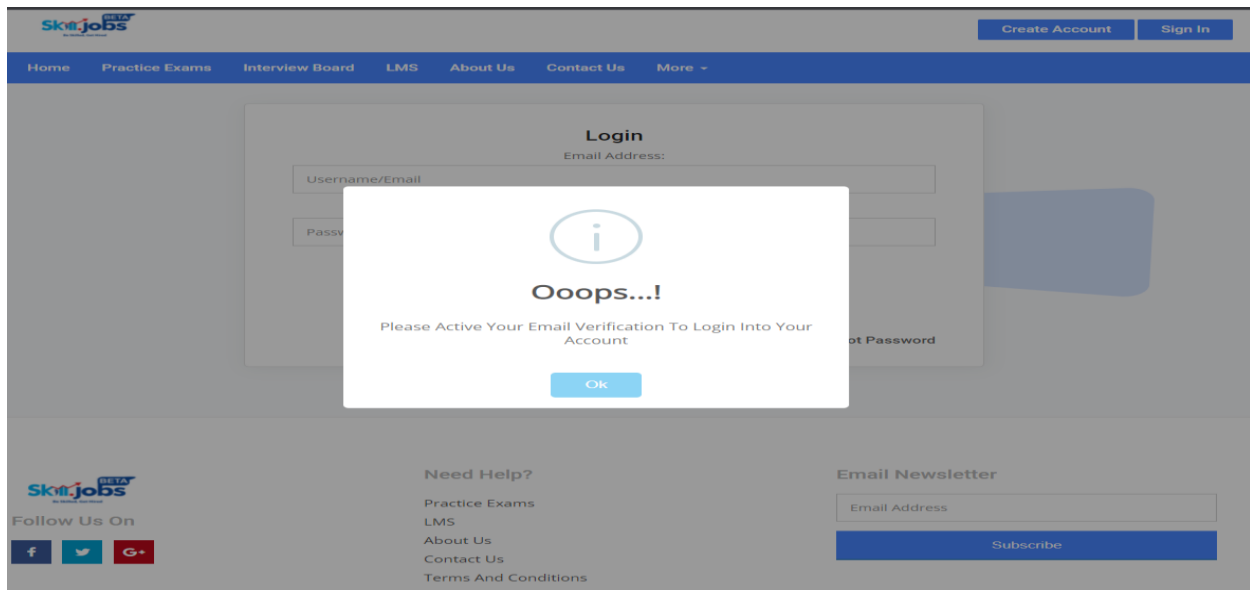


Figure 14: Verification message



Figure 15: Verification email page



## 5.5 Exam page

The screenshot shows the SkillJobs exam interface. At the top, there's a navigation bar with links: Home, Practice Exams, Interview Board, LMS, About Us, Contact Us, and More. The main content area displays the test title "BASIC COMPUTER NETWORKING SKILL TEST : QUESTION 1 OF 20". The question is: "Which of the following is considered a broad band communication channel?". It has four radio button options: "coaxial cable", "microwave circuits", "fiber optics cable", and "all of above". The "all of above" option is selected. Below the question are buttons for "< PREVIOUS", "NEXT >", "MARK FOR REVIEW & NEXT", "CLEAR ANSWER", and "FINISH". On the right side, there's a sidebar with "Time Status" showing "00:18:40", "Total Time" of "00:20:00", and a "Summary" table.

Basic Computer Networking Skill Test			
IT Skills Category			
1	2	3	4
5	6	7	8
9	10	11	12
13	14	15	16
17	18	19	20

Summary			
0	Answered	0	Marked
0	Not Answered	20	Not Visited

Figure 16: Exam page

## 5.6 Result page

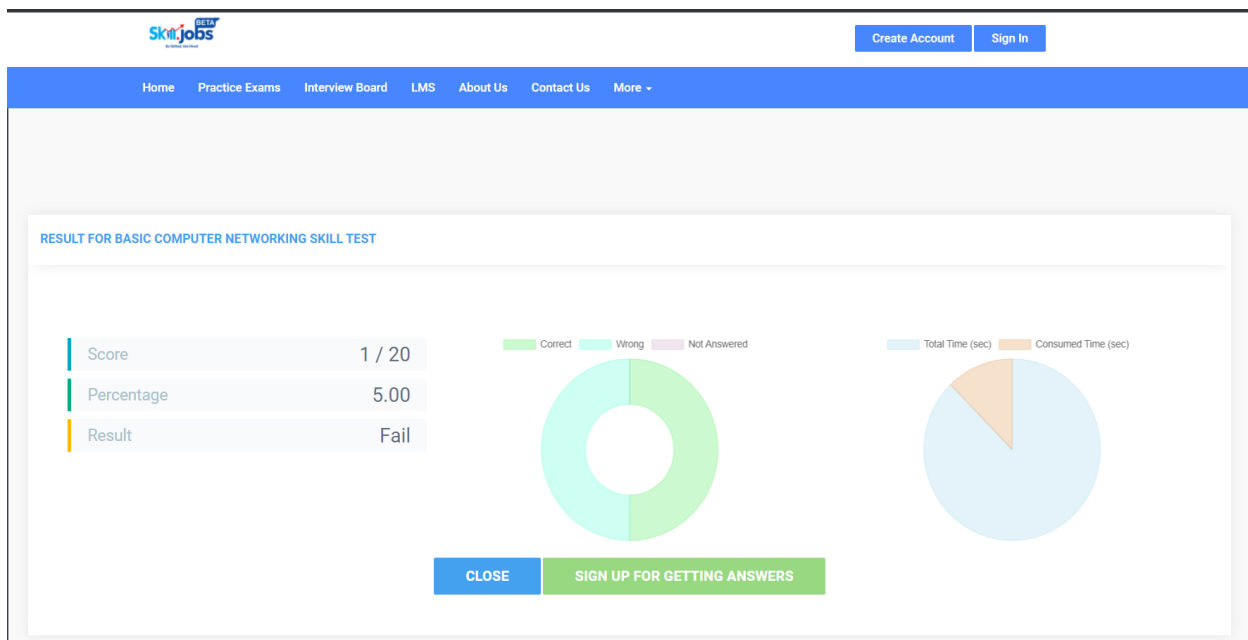


Figure 17: Result page

## 5.7 User Profile page

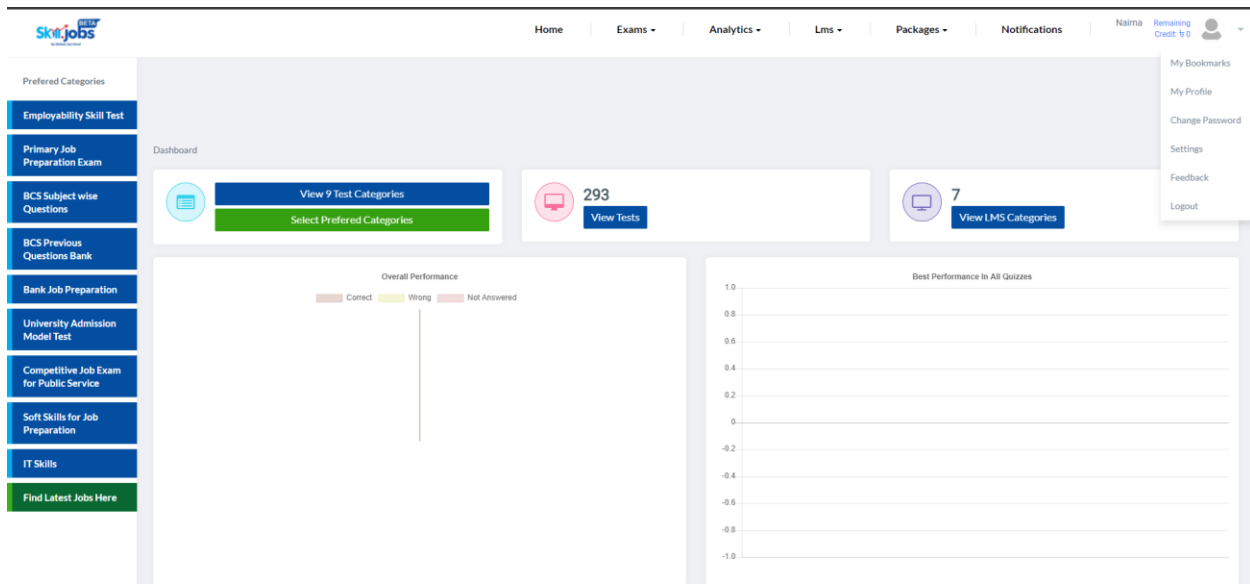


Figure 18: User profile page

## 5.8 Exam preparation category page

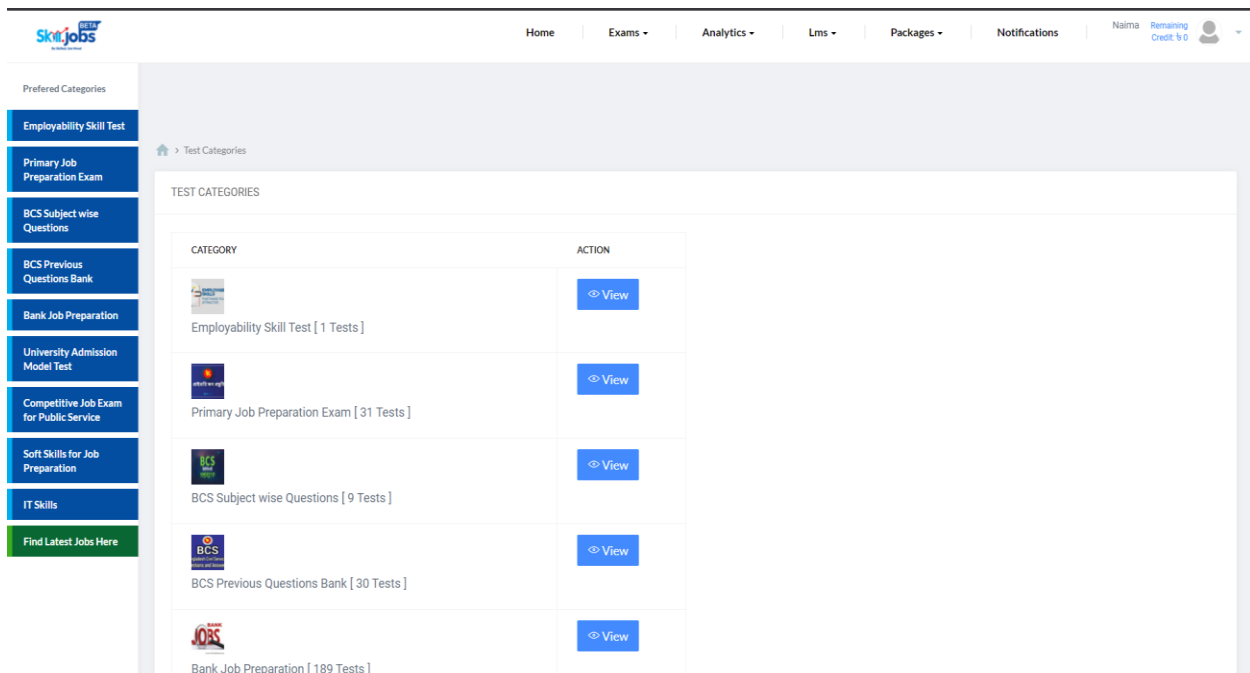


Figure 19: Exam preparation category page

## 5.9 Division of BCS exam preparation page

The screenshot shows the 'BCS Preparation' page on the SkillJobs platform. The top navigation bar includes links for Home, Exams, Analytics, Lms, Packages, Notifications, and a user profile for Naima with a remaining credit of 0. The left sidebar lists various exam categories, with 'Employability Skill Test' selected. The main content area is titled 'BCS Preparation' and includes a 'BUY NOW' button. Below this, there is a table listing four BCS Model Tests (BCS 10, 11, 12, and 13), each with a 'Take Exam' link. On the right, a sidebar titled 'It Includes 29 Exams' lists the same four model tests, each with 100 questions.

Exam ID	Exam Name	Action
1.	BCS MODEL TEST - BCS 10	Take Exam
2.	BCS MODEL TEST - BCS 11	Take Exam
3.	BCS MODEL TEST - BCS 12	Take Exam
4.	BCS MODEL TEST - BCS 13	Take Exam

Figure 20: Division of BCS exam preparation page


## 5.10 Buy credit notification


The screenshot shows a notification modal on the SkillJobs platform. The modal has a blue information icon and the text 'Hey Naima'. Below this, it says 'You Do Not Have Enough Credit, please Buy Credits'. There is an 'Ok' button. The background shows the 'Packages' page with a table of offered packages. The table has columns for PACKAGE NAME, CREDIT, PRICE, START DATE, and EXPIRY DATE. The first row shows 'Golden' with 1000 credits and a price of 100.00. Below the table, there is a 'Purchase Package' section with a 'Select list' dropdown menu showing 'Golden 1 Month [1000 Credits 100.00BDT.]'. At the bottom, it says 'Make Payment the package amount to +8801991195544' and 'Enter PAID Amount:'.

PACKAGE NAME	CREDIT	PRICE	START DATE	EXPIRY DATE
Golden	1000	100.00		

Figure 21: Buy credit notification

## 5.11 Buy credit page


[Home](#)
[Exams ▾](#)
[Analytics ▾](#)
[Lms ▾](#)
[Packages ▾](#)
[Notifications](#)

Naima
Remaining Credit: 50


Preparation Exam
BCS Subject wise Questions
BCS Previous Questions Bank
Bank Job Preparation
University Admission Model Test
Competitive Job Exam for Public Service
Soft Skills for Job Preparation
IT Skills
Find Latest Jobs Here

### PACKAGES

Offered Packages

PACKAGE NAME	DETAILS	CREDIT	PRICE
Golden	1 Month	1000	100.00

My Packages

PACKAGE NAME	PAID AMOUNT	STATUS	START DATE	EXPIRY DATE
--------------	-------------	--------	------------	-------------

Purchase Package

Select list:

Golden 1 Month [1000 Credits 100.00BDT]

Make Payment the package amount to +8801991195544

Enter PAID Amount:

Enter Bkash TRIX ID:

Submit

Figure 22: Buy credit page

## **CHAPTER-06**

### **PROJECT SUMMARY**

Skill Jobs is offering an Employability Skill Test Platform to access user employability skills. Employability Skill Test online job preparation exams have definitely been beneficial for all people who want to take preparation for the job. We find that many people think less about the practicality of an experiment and, instead, turn their attention to reconsideration. We think all users appreciate having the time to read into topics and study them in-depth, rather than memorizing superficial information to pass a test. Practice exams have definitely been beneficial for users. All users think less about the practicalities of an examination and, instead, focus their attention on revision. It will help all users to identify the skills that need improvement and grow as an employable candidate that employers seek today.

### **References:**

I have gained some knowledge from some platforms. Obviously, I will mention those references. These resources help me a lot to make my project a success.

- **Google**
- **Wikipedia**
- **YouTube etc.**

# Plagiarism Report

## Turnitin Originality Report

Processed on: 24-Jan-2022 13:08 +06

ID: 1746945635

Word Count: 3714

Submitted: 1

181-35-2393 By Jannatun Naima

Similarity Index

**24%**

### Similarity by Source

Internet Sources:	17%
Publications:	1%
Student Papers:	14%