

**HIRE A HELPER: A WEB APPLICATION BASED ON ONLINE SERVICE
SOLUTION**

BY

**H. M. Nasim
ID: 211-25-929**

This Report Presented in Partial Fulfillment of the Requirements for the
Degree of Master of Science in Computer Science and Engineering

Supervised By

Gazi Zahirul Islam
Assistant Professor
Department of CSE
Daffodil International University

Co-Supervised By

Raja Tariqul Hasan Tusher
Senior Lecturer
Department of CSE
Daffodil International University



DAFFODIL INTERNATIONAL UNIVERSITY

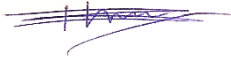
DHAKA, BANGLADESH

JANUARY 2022

APPROVAL

This Project/internship titled “**HIRE A HELPER: A WEB APPLICATION BASED ON ONLINE SERVICE SOLUTION**”, submitted by **H. M. Nasim**, ID No: **211-25-929** to the Department of Computer Science and Engineering, Daffodil International University has been accepted as satisfactory for the partial fulfillment of the requirements for the degree of M.Sc. in Computer Science and Engineering and approved as to its style and contents. The presentation has been held on January 22, 2022.


BOARD OF EXAMINERS



Chairman

Dr. Touhid Bhuiyan
Professor and Head

Department of Computer Science and Engineering
Faculty of Science & Information Technology
Daffodil International University



Internal Examiner

Md. Sadekur Rahman (SR)
Assistant Professor

Department of Computer Science and Engineering
Faculty of Science & Information Technology
Daffodil International University



Internal Examiner

Moushumi Zaman Bonny
Assistant Professor

Department of Computer Science and Engineering
Faculty of Science & Information Technology
Daffodil International University



External Examiner

Dr. Shamim H Ripon
Professor

Department of Computer Science and Engineering
East West University

DECLARATION

We hereby declare that this project has been done by us under the supervision of **Gazi Zahirul Islam, Assistant Professor, Department of CSE**, Daffodil International University. We also declare that neither this project nor any part of this project has been submitted elsewhere for award of any degree or diploma.

Supervised by:




Gazi Zahirul Islam
Assistant Professor
Department of CSE
Daffodil International University

Co-Supervised by:



Raja Tariqul Hasan Tusher
Senior Lecturer
Department of CSE
Daffodil International University

Submitted by:



H. M. Nasim
ID: 211-25-929
Department of CSE
Daffodil International University
©Daffodil International University

ACKNOWLEDGMENT

First, I express our heartiest thanks and gratefulness to Almighty God for His divine blessing that makes us possible to complete the final year project/internship successfully.

I grateful and wish our profound indebtedness to **Gazi Zahirul Islam, Assistant Professor**, Department of CSE Daffodil International University, Dhaka. Deep Knowledge & keen interest of my supervisor in the field of “*Web Application*” to carry out this project. His endless patience, scholarly guidance, continual encouragement, constant and energetic supervision, constructive criticism, valuable advice, reading many inferior drafts, and correcting them at all stages have made it possible to complete this project.

I would like to express our heartiest gratitude to **Dr. Touhid Bhuiyan** head of The Department of CSE, for his kind help to finish our project and to other faculty members and the staff of the CSE department of Daffodil International University.

I would like to thank our entire course mate in Daffodil International University, who took part in this discussion while completing the course work.

Finally, I must acknowledge with due respect the constant support and patients of our parents.

ABSTRACT

Each country on the planet is at the highest point of advancement where online administrations assume an extraordinary part. Bangladesh is no exemption. In this country, different exercises are done through internet-based administrations. My undertaking (Hire an assistant) can bring another aspect. Enlist a partner is a Web-based assistance arrangement that will convey administrations to your doorstep. My task is an online stage that permits talented and experienced proficient laborers to associate with clients searching for a particular help. This web application is for improves on our ordinary issues which I experience in day-to-day existence. Everyone realizes how elusive help laborers outside in a neighborhood I are constantly irritated with obscure valuing for administration work and administration items. Here, the proposed project is for clients who should be trusted, proficient adjusting laborers for their home or office or industry issues, a deliberate dependable overhauling framework, and simple to book online from home. This stage will assist clients with booking solid home administrations like apparatus fix, cleaning, electrical, plumbing, carpentry, spring administration, bug control, painting and so forth This stage is additionally for instructed, gifted, and prepared help laborers for better-coordinated ways of taking care of their business. This stage can be a full-time or low maintenance work area for proficient specialists and associations. Our vision is to engage administration experts across our nation to convey benefits at home.

TABLE OF CONTENTS

CONTENTS	PAGE
Approval	i
Declaration	ii
Acknowledgments	iii
Abstract	iv
List of Figures	vii
List of Tables	viii
CHAPTER	
CHAPTER 1: Introduction	1-3
1.1 Introduction	1
1.2 Motivation	2
1.3 Objectives	2
1.4 Expected Outcome	2
1.5 Report Layout	3
CHAPTER 2: BACKGROUND	4-6
2.1 Introduction (Preliminaries/ Terminologies)	4

2.2 Related Works	4
2.3 Comparative Studies	4
2.4 Scope of the Problem	5
2.5 Challenges	6
CHAPTER 3: REQUIREMENT SPECIFICATION	7-15
3.1 Business Process Modeling	7
3.2 Requirement Collection and Analysis	8
3.3 Use Case Modeling and Description	9-11
3.4 Activity Diagram	12-13
3.5 E-R Diagram	14
3.6 Design Requirement	15
CHAPTER 4: DESIGN SPECIFICATION	16-22
4.1 Front-end Design	16-20
4.2 Back-end Design	21
4.3 Interaction Design and User Experience (UX)	21
4.3 Implementation and Requirements	22
CHAPTER 5: IMPLEMENTING AND TESTING	23-28
5.1 Implementation of Database	23
5.2 Implementation of Front-end Design	24-25

5.3 Implementation of Interactions	26
5.4 Testing Implementation	27
5.5 Test Results and Reports	28
CHAPTER 6: Conclusion and Future Scope	29
6.1 Discussion and Conclusion	29
6.2 Scope for Further Developments	29
REFERENCES	30-31

LIST OF FIGURES

FIGURES	PAGE NO
Figure 3.1: Business Process Modeling of Hire a Helper	6
Figure 3.2: Use Case Model of Hire a Helper	8
Figure 3.3: Activity Diagram of User from Hire a Helper	11
Figure 3.4: Activity Diagram of Admin from Hire a Helper	12
Figure 3.5: E-R Diagram of Hire a Helper	13
Figure 4.1: Homepage	15
Figure 4.2: About	15
Figure 4.3: Service	16
Figure 4.4: Contact	16
Figure 4.5: Admin Panel	17
Figure 4.6: Booking Info	17-18
Figure 4.7: Service Provider Registration	18-19
Figure 4.8: Backend Database	19
Figure 5.1: Database Implementation	21
Figure 5.2: Homepage of “Hire a Helper”	22
Figure 5.3: Services page of “Hire a Helper”.	22
Figure 5.4: Admin Control of “Hire a Helper”	23
Figure 5.5: Search of “Hire a Helper”	24
Figure 5.6: Our team page of “Hire a Helper”	25
Figure 5.7: Composer for running system	26

LIST OF TABLES

TABLES

PAGE NO

Table 1: Login Test Case

26

CHAPTER 1

INTRODUCTION

1.1 Introduction

Where there is web in everybody's grasp there should be house to house administration. The course of activity can't be left behind when the world is pushing ahead at its own speed. Although Bangladesh is slacking, there is a ton of progress in internet-based administrations today. Online Service Solution Hire a Helper has concocted an internet-based web application that has never been done before in Bangladesh. Which will take care of the issue of Bangladesh will likewise take care of the everyday issues at home.

Where a brilliant gadget can undoubtedly take care of every one of its concerns through internet based Hire a Helper can be perhaps the best application. You can get administration of different issues from any gadgets issue comfortable. Employ a Helper is quite possibly the most confided in platform. Gifted working however joblessness will end this day at the hint of administration pickers. Gifted specialists will get a legitimate assessment of work and clients will get appropriate and die-hard faithfulness.

1.2 Motivation

In staying up with trend setting innovation, Bangladesh is trapped in a low position where most of the nations of the world are created. On the off chance that the issue of inferior quality work and joblessness can be dispensed with, the streets of created nations can be cleared.

On a normal life premise fixing and overhauling laborers finding is an issue in our nation and furthermore to get effective specialist is troublesome.

- In any pandemic circumstance, a home help framework is the main most ideal method for getting alleviation.
- To make an optimal stage for the talented jobless specialists.
- By utilizing this application will assist with disposing of the syndication business of the neighborhood.

1.3 Objectives

- To offer types of assistance in districts awful circumstance like pandemic with security
- To offer home types of assistance as quickly as time permits at the doorstep.
- To accumulate talented, accomplished, and proficient laborers the nation over.
- To make a full-time or low maintenance workplace for laborers.
- To give and sell fix gear or products with a guaranteed strategy.

1.4 Expected Outcome

- To make a confided in stage that can offer types of assistance with security
- The experts will want to secure positions as indicated by their specialties and art and make contact straight by the application.
- With this application, clients will get dependable administrations at a reasonable cost.

1.5 Report Layout

I developed the web Application-based system which name is “Hire a helper”.I tried to make sure that the project has completed in time.

In chapter 2, a brief discussion on related works that are already implemented. And I made a comparison with all those existing works. I have sorted out the issue of the current framework and attempted to settle it. What sort of difficulties I have looked for in finishing this venture likewise examined in this section?

In chapter 3 is named Requirement Specification where i focused on business process modeling, requirement collection, and analysis, use case modeling and descriptions, logicaldata model, design requirements.

In chapter 4 named Design Specification, i have tried to show the front-end design, back-end design, and Interaction design, and UX. As Ill as I listed the component that I used to build the system.

In chapter 5 is named Implementation and testing where i discuss the Implementation of Database, Implementation of Front-end Design, Testing Implementation, Test Result, andReports.

In chapter 6 I have discussed the present condition and future scope of our project. Also,I have tried to cover the whole things that I have done in our project is referred to as conclusion.

CHAPTER 2

BACKGROUND

2.1 Introduction

For fostering a framework, need to cover some underlying examinations. It assists with exploring a framework's experience data. Likewise, it assists with finding the shortcoming of this framework so essential advances can be taken here to work on the venture by adding and refreshing new highlights.

My principal objective of this task to serve client with their ideal assistance with next to no issue. I fostered this venture for commoners when they need to administrations inside a brief time frame.

On the off chance that individuals get the arrangement at a time by this it will be exceptionally useful for them. Thus, individuals will presently get intrigued to utilize this framework.

2.2 Related works

There are some connected works is accessible right now yet nobody is comparative. A significant number of the frameworks have a few restrictions. A significant number of the frameworks depend on the. From the investigation of this comparative venture, I got intrigued to foster our framework. A portion of the connected frameworks of our venture are referenced beneath [9].

2.3 Comparative Studies

The web is critical in our new mechanical time. There are no such things as things that come out unbounded, yet I focused on doing all that could be expected for what I had. Our essential objective was to sort out what client needs. They are the framework's enormous populace, and they have the right to receive the best in return. Both client and associations benefit from utilizing this strategy. Numerous clients face issues, for example, not getting administrations on schedule. To resolve this issue, I made a framework that builds client

benefits by giving predictable and opportune access. Subsequently, I need to have a structure that would be exceptionally valuable to them. The framework will give the best outcomes while yet saving them time.

2.4 Scope of the Problem

As I said, client face a few troubles with administrations. My current framework isn't as the prerequisite is going. Along these lines, I can restate some issue here:

- There is some manual framework to the framework, however this is completely online based.
- The individuals are not completely trusted on the internet-based framework, so they won't get appropriate advantage from this framework.

As indicated by these issues, our framework offers arrangements that will help clients. Clients can undoubtedly get to the framework whenever and anyplace. This framework is exceptionally basic and easy to understand and above all there is no protection issue.

For Customers helps,

- There is a huge collection of services
- The smart way of taking services
- Find services
- Reduce cost

For Organizations helps,

- No need for an assistant for advertisement
- Easily entry organization details

2.5 Challenges

Each work has a few difficulties. Thus, I need to confront few difficulties as well.

- There is no SMS office in this framework.
- Entryway isn't SEO-accommodating.
- The Review page as of now not dynamic.
- New client enlistment email check not Available.

CHAPTER 3

REQUIREMENT SPECIFICATION

3.1 Business Process Modeling

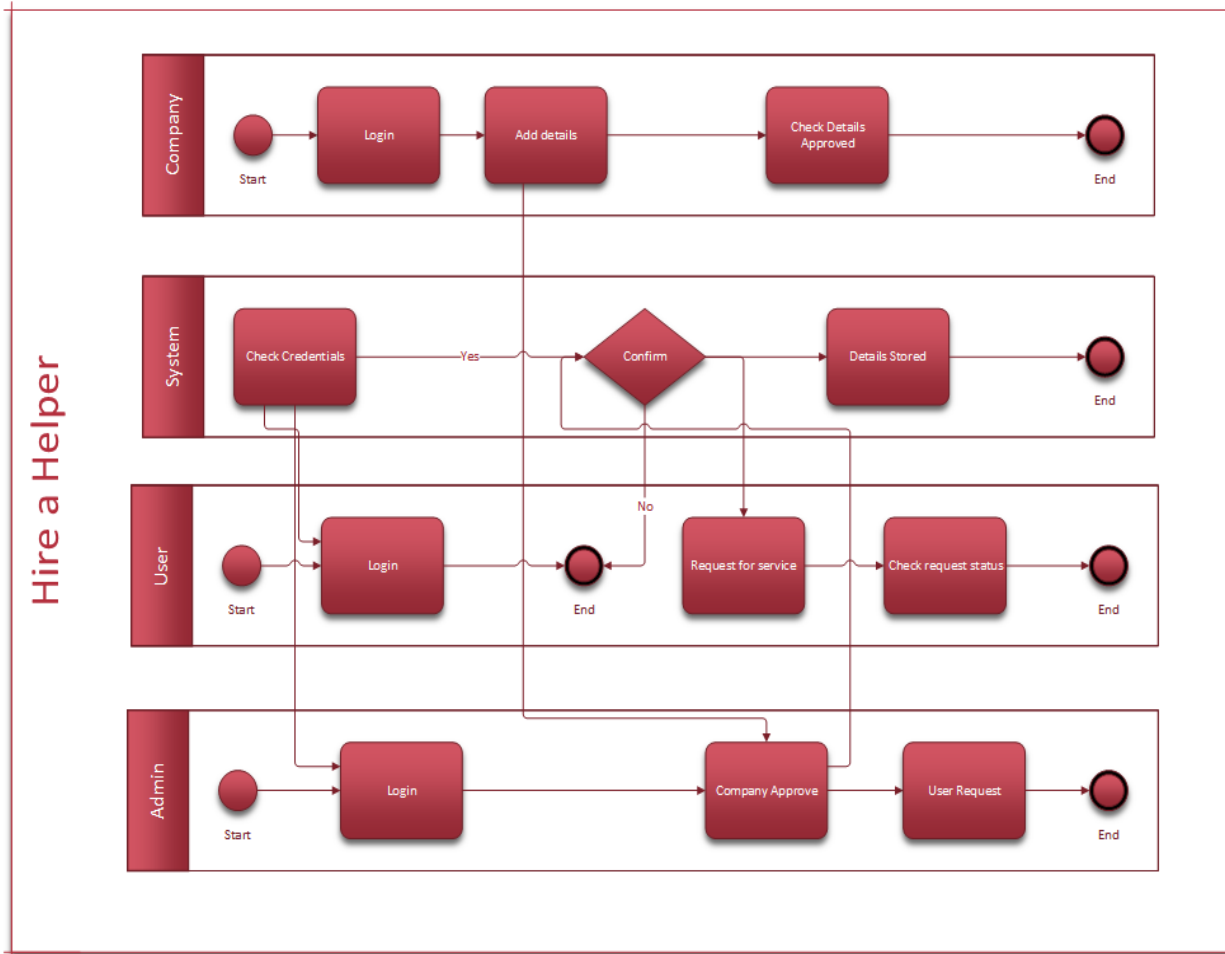


Figure 3.1: Business Process Modeling of Hire a Helper

3.2 Requirement Collection and Analysis

Prerequisite assortment and investigation are a critical piece of any undertaking. Without investigation, gathering data, or extraordinary organizing, an undertaking will not at any point finish true to form. Right when I am constructing project, a conveyance season of the undertaking has effectively been given. That is the explanation project work ought to be organized and executed to the cutoff time. My venture is an electronic assistance application. Investigation and prerequisite assortment were enormous test when I begin pondering this venture. I each comparable work for making my task not quite the same as those works.

Software Requirements:

- Visual Studio IDE
- Database: MySQL
- Figma
- Composer

Programming Requirements:

- Front end: HTML, CSS, BOOTSTRAP, JAVASCRIPT
- Back end: PHP, LARAVEL
- Database: MySQL

3.3 Use Case Modeling and Description

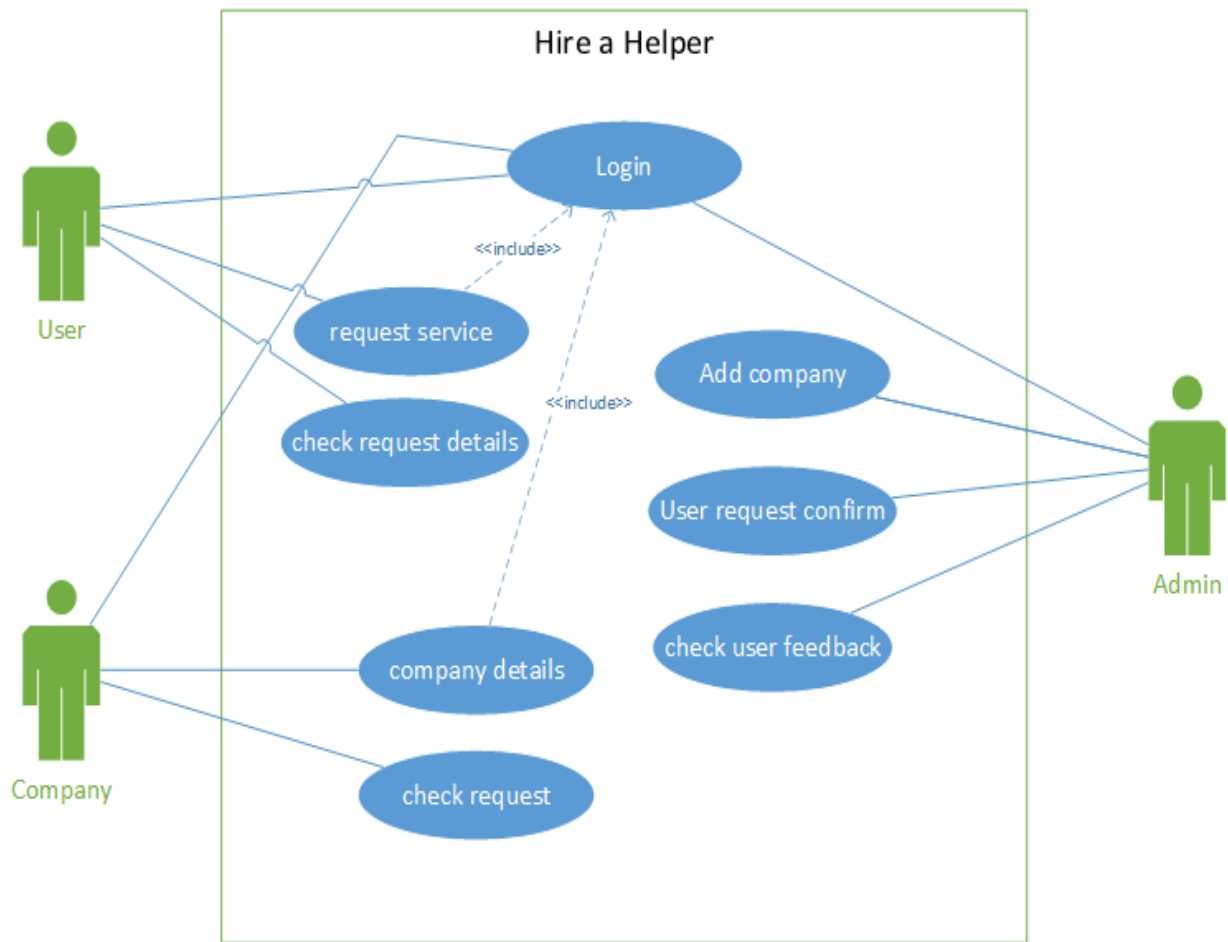


Figure 3.2: Use Case Model of Hire a Helper

Use case 1: Login

Actor: Admin, User

Precondition: No precondition is required

Success Scenario:

1. Actor enters his or her email in the email box.
2. Actor enters Password in the password box.
3. Actor enters his or her credentials by pressing the login button.

Exception Scenario:

- 1.The password is incorrect.
- 2.There is no password.

Use case 2: Find service

Actor: User

Precondition: No precondition is required

Success Scenario:

- 1.Actor search service
- 2.Actor views service

Exception Scenario:

1. Service's list can't be empty

Use case 3: Check Request

Actor: User

Precondition: Service must be taken

Success Scenario:

1. Actor can see the request status

Exception Scenario:

1. Request cannot be empty

Use case 4: Do service Request

Actor: User

Precondition: No precondition is required

Main Success Scenario:

1. Actor views services
2. Actor selects a service
3. Actor request for service

Exception Scenario:

1. Service can't be empty

Use case 5: Add Company

Actor: Admin

Precondition: Actor has just logged in

Main Success Scenario:

1. Actor check provided company details
2. Actors add company

Exception Scenario:

1. Company details can't be empty

Use case 6: Check Requests

Actor: Admin

Precondition: Actor has just logged in

Main Success Scenario:

1. Actor can check all requests list

Exception Scenario:

1. Requests can't be empty

3.4 Activity Diagram

Activity diagrams are graphical representations of workflows of step wise activities and actions with support for choice, iteration, and concurrency. Although activity diagrams primarily show the overall flow of control, they can also include elements showing the flow of data between activities through one or more data stores.[1]

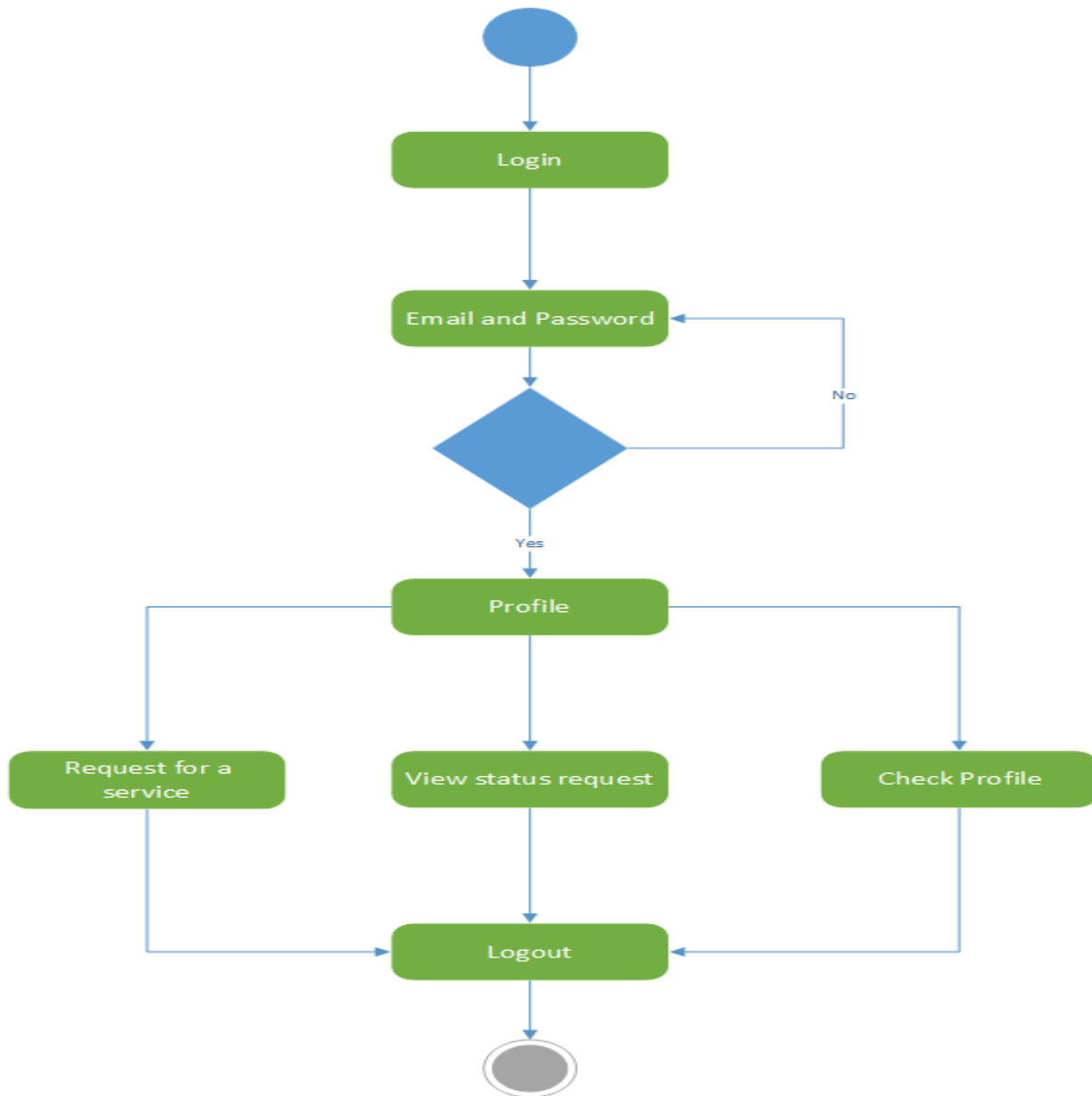


Figure 3.3: Activity Diagram of User from Hire a Helper

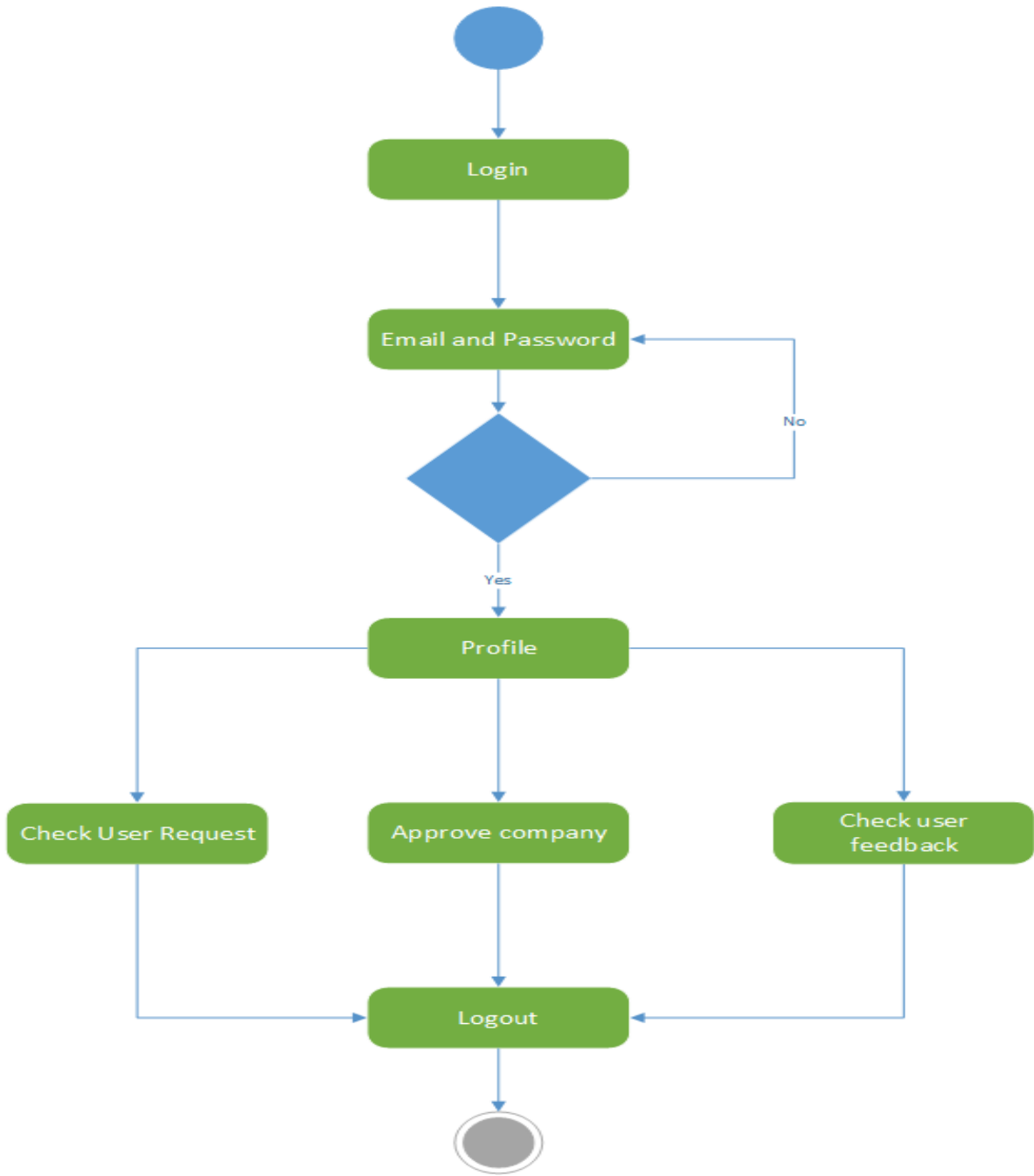


Figure 3.4: Activity Diagram of Admin from Hire a Helper

3.5 E-R Diagram

ER-modeling is a software engineering data modeling methodology for creating a computational data model of an information structure. Entity-Relationship Diagrams are diagrams generated using this ER-modeling methodology. As a result, Entity Relationship Diagrams are used to depict the logical form of databases.

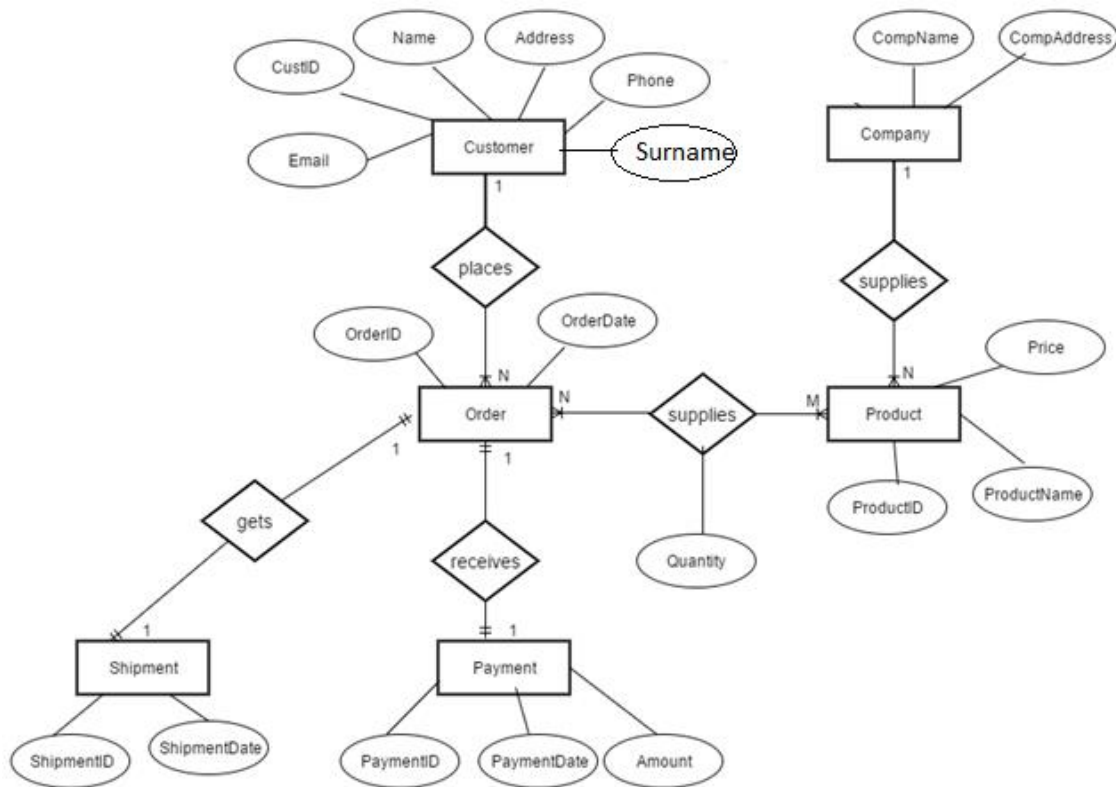


Figure 3.6: E-R Diagram of Hire a Helper

3.6 Design Requirements

At the point when I plan programming or design a system, I consider a few prerequisites to make the task proficient. I have tried to build a user-friendly application. My systems user interface is very simple that everyone can use it without facing any problem. For better knowing, I have drawn a business process model, use case diagram, activity diagram. I have used MySQL for storing our data in the database. For application UI design I have used HTML, CSS, BOOTSTRAP.

CHAPTER 4

DESIGN SPECIFICATION

4.1 Front-end Design

Front-end configuration is significant for an application because it attracted the user. So, I focus on front-end design. I built an android application, for better user service.

Here some front-end design of our system:

4.1 Homepage

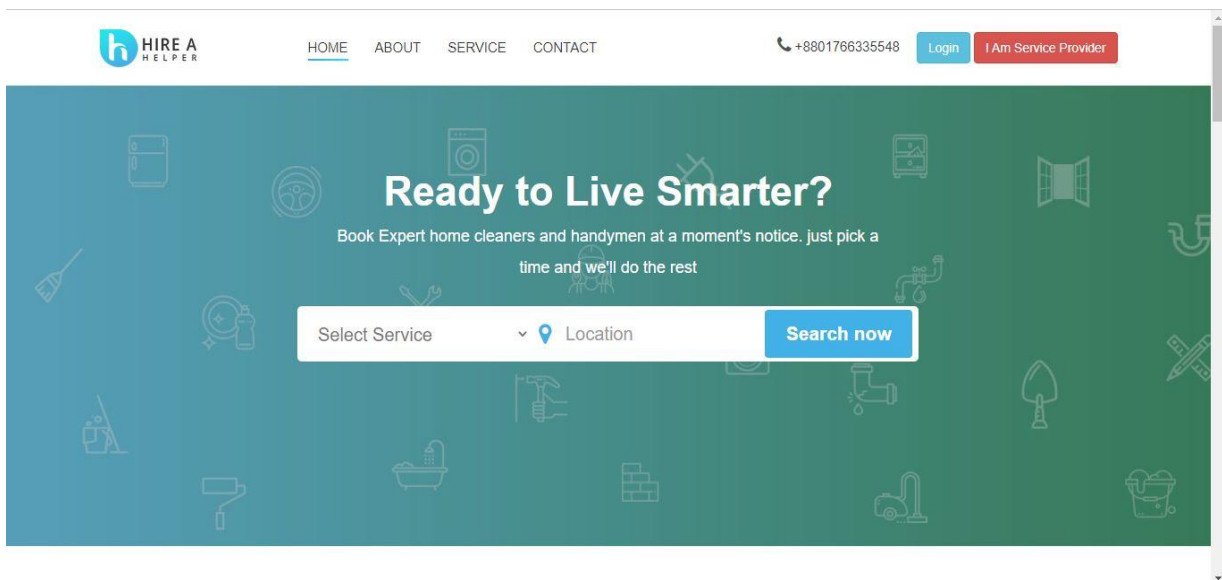


Figure 4.1: Homepage

4.2 About



Figure 4.1.2: About

4.3 Service

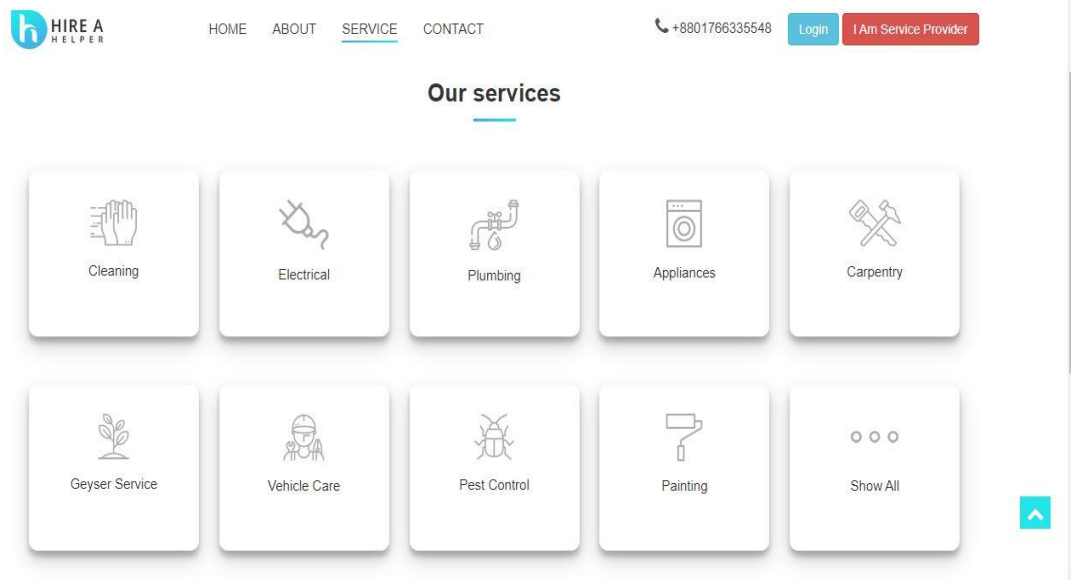


Figure 4.1.3: Services

4.4 Contact

HIRE A HELPER HOME ABOUT SERVICE CONTACT +8801766335548 Login I Am Service Provider

Contact Form

Full Name Email

Subject* Phone Number

Message

Send Message

Contact info

📍 Lorem Ipsum is simply dummy

✉ infor@example.com

☎ +91807186985

Figure 4.4: Contact

4.5 Admin Panel

Hirehelper Admin

- Dashboard
- Profile
- Edit Profile
- Change Password
- Booked Service
- Users
- Company
- Message
- Logout

Dashboard

Welcome Admin to tran admin panel

3 Total User	5 Total Company	3 Service Completed
3 Service Pending	2 Total Message	

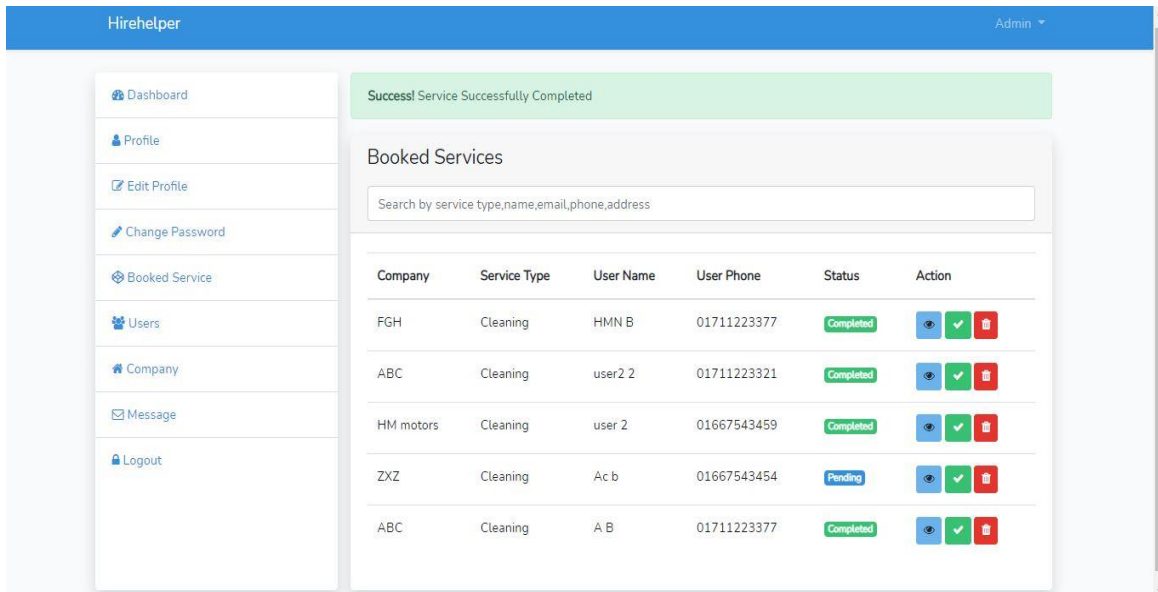


Figure 4.5: Admin Panel

4.6 Service Provider Registration



The screenshot shows the 'Service Provider Register' form. It contains the following fields and elements:

- Company Name:** A text input field.
- Your Service:** A dropdown menu with the option 'Select Service Type'.
- Your Name:** A text input field.
- Email address:** A text input field containing 'user3@gmail.com'.
- Phone:** A text input field.
- Address:** A text input field.
- Password:** A text input field with masked characters '....'.
- Register:** A blue button.
- Footer:** A link that says 'I have an account Login'.

Figure 4.6: Service Provider Registration

4.7 Booking Info

The screenshot shows a web application interface with a sidebar on the left and a main content area. A modal window titled 'Booked Details' is open in the center. The sidebar contains the following menu items: Dashboard, Profile, Edit Profile, Change Password, Booked Service, Users, Company, Message, and Logout. The modal window is divided into three sections: 'Booked Info:', 'Company Info:', and 'User Info:'. Each section contains a list of key-value pairs for various attributes.

Booked Info:	
Service Type	Cleaning
Contact Name	HMN B
Contact Phone	01711223377
Service Address	Dhaka
Service Date	30/11/21
Service Time	12:00
Price	200

Company Info:	
Company	FGH
Name	Ish
Service Type	Cleaning
Email	fgh@gmail.com
Phone	01667543455
Address	Dhaka

User Info:	
Name	Ish
Email	fgh@gmail.com
Phone	01667543455
Address	Dhaka

Figure 4.7: Booking Info

4.2 Back-end Design

The back end is normally designed in three parts. A server, an application, and a database. User input the data that needed the application stores it in a database that was created on a server. I use MySQL [6] to handle my system's back end.

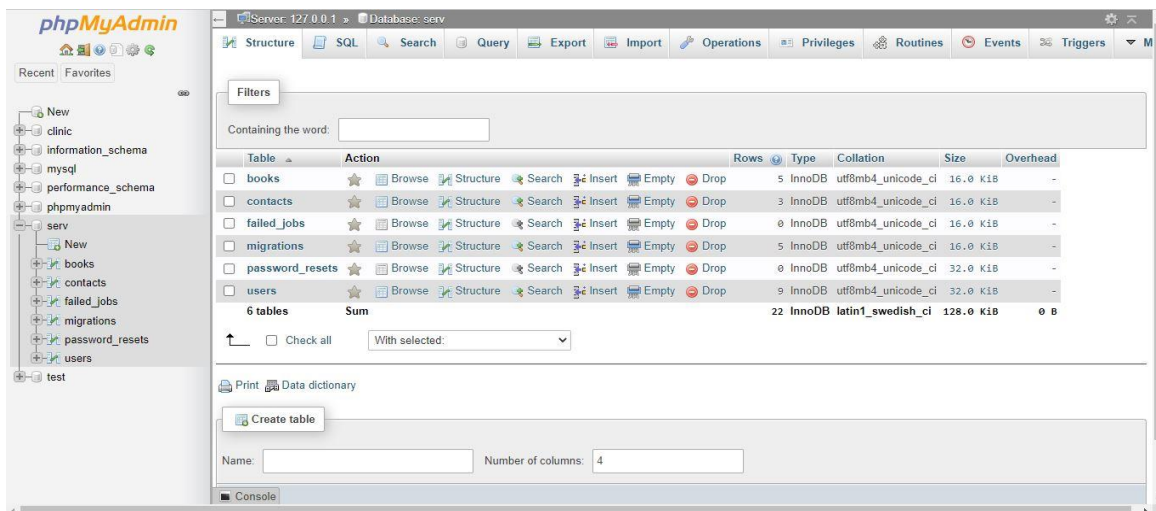


Figure 4.8: Backend Database

4.3 Interaction Design and User Experience (UX)

The discipline of designing interactive software objects, environments, processes, and facilities is known as interaction design, or ID. Beyond the digital realm, interface design should be applied to tangible (non-digital) products to see how users communicate with them. Design, human-computer interaction, and app development are also common subjects in interaction design. Though interaction design is interested in structure (as are other design fields), it is primarily concerned with behavior. The method by which design teams build goods that provide consumers with positive and appropriate interactions is known as user experience (UX) design. This includes elements of branding, architecture, usability, and operation, as well as the whole process of purchasing and implementing the product[3].

4.4 Implementation Requirements

The aim is to make it simpler, more useful, and more user-friendly. I had a great idea for the deployment criterion. The list of implementation requirements is given below:

- Easy to create
- Easy to interact
- Easy to use
- User-friendly
- Dynamic pages
- Easy to manage

CHAPTER 5

IMPLEMENTATION AND TESTING

5.1 Implementation of Database

MySQL is a relational database management system based on SQL – Structured Query Language. The application is used for a wide range of purposes, including data warehousing, e-commerce, and logging applications.

The most common use for MySQL, however, is for the purpose of a web database. It can be used to store anything from a single record of information to an entire inventory of available products for an online store.

In association with a scripting language such as PHP or Perl (both offered on our hosting accounts) it is possible to create websites which will interact in real-time with a MySQL database to rapidly display categorized and searchable information to a website user [4].

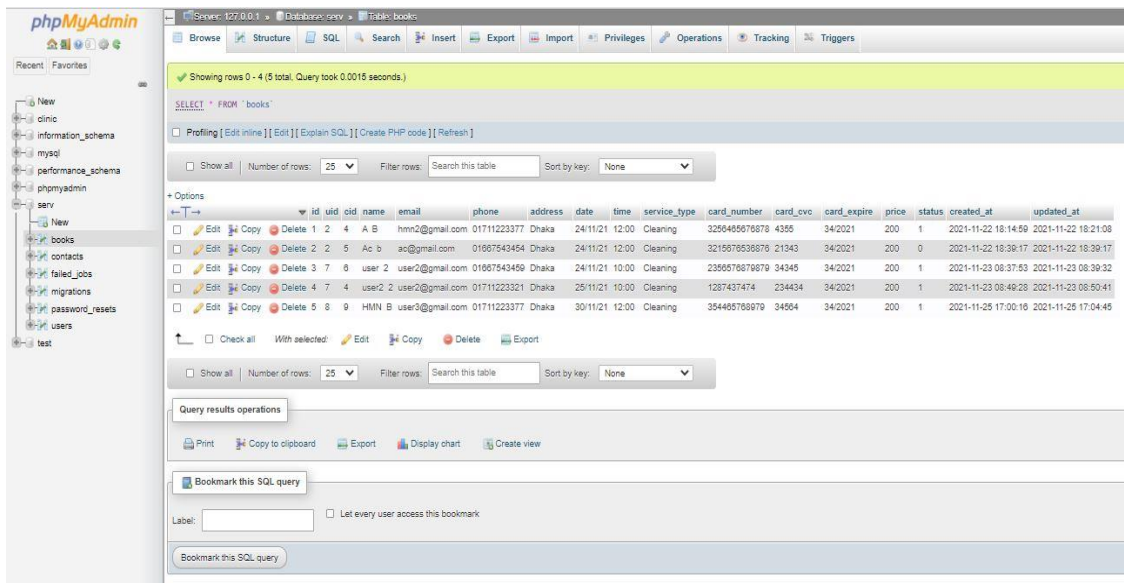


Figure 5.1: Database Implementation

5.2 Implementation of Front-end Design

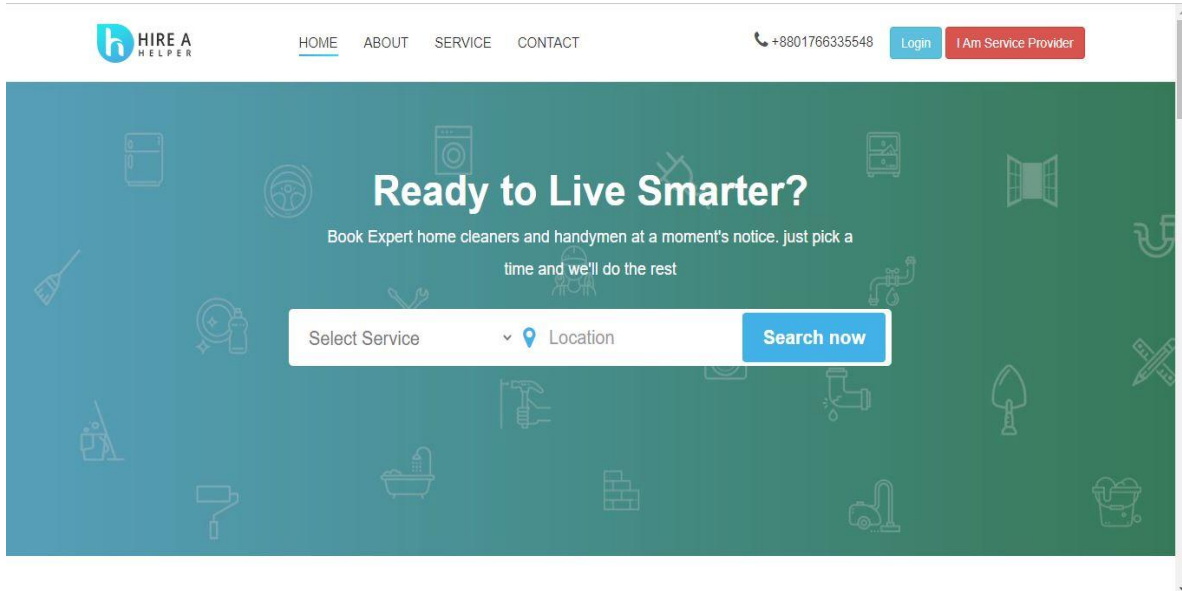


Figure 5.2: Homepage of “Hire a Helper”

This is the homepage of “Hire a Helper”. Users can simply understand the whole system here.

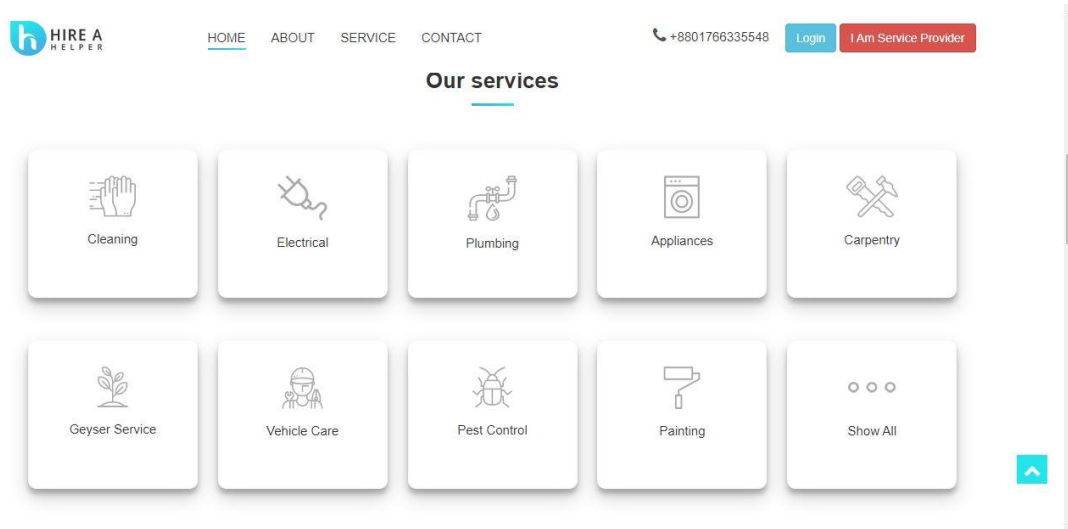


Figure 5.3: Services page of “Hire a Helper”.

This is the service page of “Hire a Helper”. User can choose their preferable services from here and can-do request for that service.

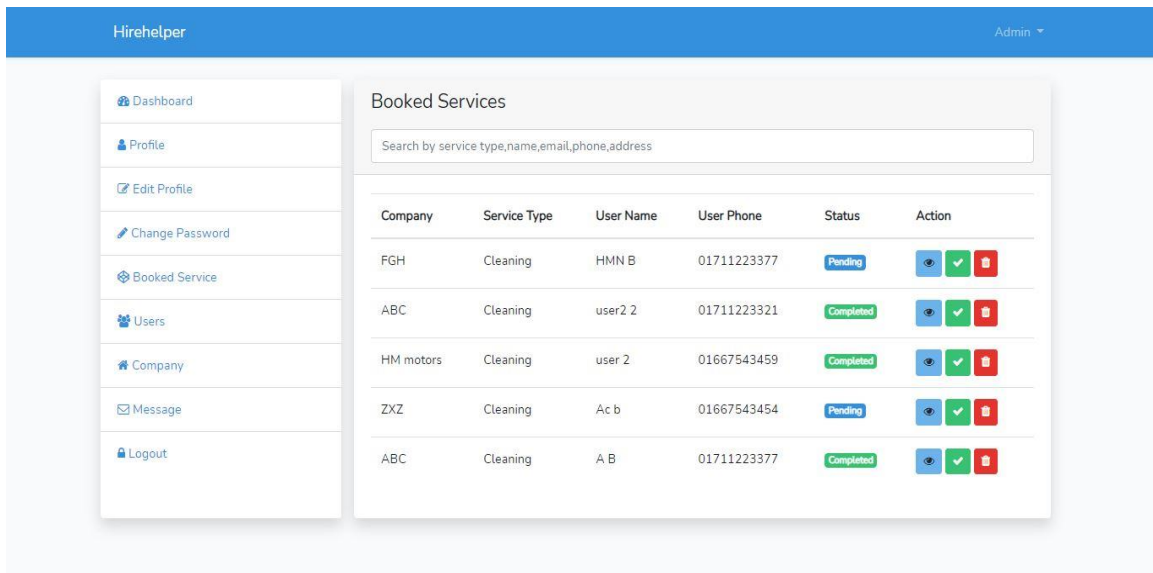


Figure 5.4: Admin Control of “Hire a Helper”

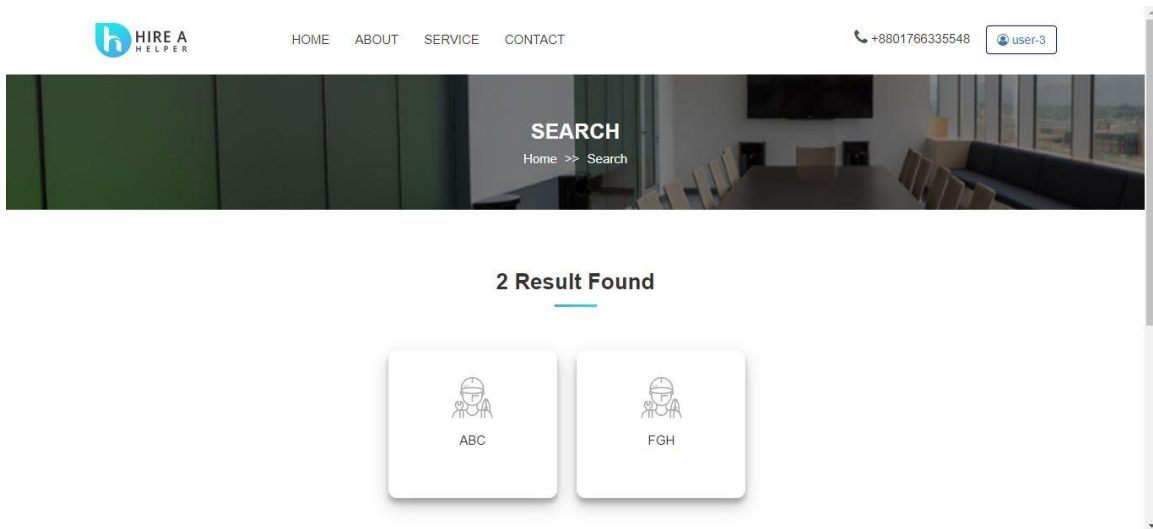


Figure 5.5: Search of “Hire a Helper”



We are a creative team, provide you a great Cleaning WordPress theme. A long time working in this field brings us enough experience to serve every customer, even the hardest one. That is the reason why we are acclaimed by all our valuable customers. "If you have passion and you are hardworking", you can create a masterpiece, and we think we have that. We are trying everyday to bring our dear customers, dear partners the best thing you have ever had, believe us, your visitors will be immersed in a remarkable browsing experience.

We base on the latest and most modern technology to create and provide you a perfect blog theme WordPress. Cleaning is also compatible with many utility tools which help you to use Cleaning WordPress theme easily. Some of them are:

- ☆ Full responsive & Retina Ready
- ☆ Retina Compatible
- ☆ A Range of Layout

Our Team



ADAM FINLAY | Expert Cleaner



ADAM FINLAY | Expert Cleaner



ADAM FINLAY | Expert Cleaner



ADAM FINLAY | Expert Cleaner



Figure 5.6: Our team page of "Hire a Helper"

```
Windows PowerShell
PS C:\xampp\htdocs\serv\serv\serv> php artisan serve
 Laravel Development Server started: http://127.0.0.1:8000
[Thu Nov 25 22:38:54 2021] 127.0.0.1:1472 [200]: /assets/css/bootstrap.min.css
[Thu Nov 25 22:38:54 2021] 127.0.0.1:1473 [200]: /assets/css/style.css
[Thu Nov 25 22:38:54 2021] 127.0.0.1:1474 [200]: /assets/css/font-awesome.min.css
[Thu Nov 25 22:38:54 2021] 127.0.0.1:1475 [200]: /assets/css/owlcarousel/owl.carousel.min.css
[Thu Nov 25 22:38:54 2021] 127.0.0.1:1476 [200]: /assets/css/owlcarousel/owl.theme.default.min.css
[Thu Nov 25 22:38:54 2021] 127.0.0.1:1477 [200]: /assets/js/jquery.min.js
[Thu Nov 25 22:38:54 2021] 127.0.0.1:1478 [200]: /assets/js/bootstrap.min.js
[Thu Nov 25 22:38:54 2021] 127.0.0.1:1479 [200]: /assets/js/owlcarousel/owl.carousel.min.js
[Thu Nov 25 22:38:54 2021] 127.0.0.1:1480 [200]: /assets/js/custom.js
[Thu Nov 25 22:38:54 2021] 127.0.0.1:1481 [200]: /assets/images/logo.png
[Thu Nov 25 22:38:54 2021] 127.0.0.1:1482 [200]: /assets/images/mobile_logo.png
[Thu Nov 25 22:38:54 2021] 127.0.0.1:1483 [200]: /assets/images/Book.png
[Thu Nov 25 22:38:54 2021] 127.0.0.1:1484 [200]: /assets/images/Schedule.png
[Thu Nov 25 22:38:54 2021] 127.0.0.1:1485 [200]: /assets/images/Relax.png
[Thu Nov 25 22:38:54 2021] 127.0.0.1:1486 [200]: /assets/images/services-icons/cleaning.png
[Thu Nov 25 22:38:54 2021] 127.0.0.1:1487 [200]: /assets/images/services-icons/electrical.png
[Thu Nov 25 22:38:55 2021] 127.0.0.1:1488 [200]: /assets/images/services-icons/plumbing.png
[Thu Nov 25 22:38:55 2021] 127.0.0.1:1489 [200]: /assets/images/services-icons/appliances.png
[Thu Nov 25 22:38:55 2021] 127.0.0.1:1490 [200]: /assets/images/services-icons/carpentry.png
[Thu Nov 25 22:38:55 2021] 127.0.0.1:1491 [200]: /assets/images/services-icons/geyser.png
[Thu Nov 25 22:38:55 2021] 127.0.0.1:1492 [200]: /assets/images/services-icons/vehicle.png
[Thu Nov 25 22:38:55 2021] 127.0.0.1:1493 [200]: /assets/images/services-icons/pest.png
[Thu Nov 25 22:38:55 2021] 127.0.0.1:1494 [200]: /assets/images/services-icons/painting.png
[Thu Nov 25 22:38:55 2021] 127.0.0.1:1495 [200]: /assets/images/services-icons/more.png
[Thu Nov 25 22:38:55 2021] 127.0.0.1:1496 [200]: /assets/images/time.png
[Thu Nov 25 22:38:55 2021] 127.0.0.1:1497 [200]: /assets/images/safety.png
[Thu Nov 25 22:38:55 2021] 127.0.0.1:1498 [200]: /assets/images/best.png
[Thu Nov 25 22:38:55 2021] 127.0.0.1:1499 [200]: /assets/images/Equipped.png
[Thu Nov 25 22:38:55 2021] 127.0.0.1:1500 [200]: /assets/images/touch.png
[Thu Nov 25 22:38:55 2021] 127.0.0.1:1501 [200]: /assets/images/cash.png
[Thu Nov 25 22:38:55 2021] 127.0.0.1:1502 [200]: /assets/images/qualit_work.png
[Thu Nov 25 22:38:55 2021] 127.0.0.1:1503 [200]: /assets/images/logo2.png
[Thu Nov 25 22:38:55 2021] 127.0.0.1:1504 [200]: /assets/images/banner1.jpg
[Thu Nov 25 22:38:55 2021] 127.0.0.1:1505 [200]: /assets/images/awr01.png
[Thu Nov 25 22:38:55 2021] 127.0.0.1:1506 [200]: /assets/images/awr02.png
[Thu Nov 25 22:38:55 2021] 127.0.0.1:1507 [200]: /assets/images/banner2.png
[Thu Nov 25 22:38:55 2021] 127.0.0.1:1508 [200]: /assets/fonts/fontawesome-webfont3e6e.woff2?v=4.7.0
[Thu Nov 25 22:38:55 2021] 127.0.0.1:1509 [200]: /assets/fonts/glyphicons-halflings-regular.woff2
[Thu Nov 25 22:38:56 2021] 127.0.0.1:1512 [200]: /favicon.ico
```

Figure 5.7: Composer for running system

5.3 Implementation of Interactions

In the current structure, interactions are the rule. Making a method dynamic and pleasing to the customer is critical. Furthermore, it is important to make a device user-friendly. I tried to make something easy to use and understand. I tried our hardest to make this in such a manner that it would be appealing to the customer [2].

5.4 Testing Implementation

The purpose of this test to evaluate is our system working properly with the specified requirement or not. Every single piece of data that a user inputs on our system must pass the test. There are three types of testing. The types are Unit tests, Integration tests, and UI tests [5]. Unit tests each handles a small piece of your business logic. Integrationtests usually focus on the UI/ UX of one screen at a time. UI Tests pro grammatically locateand interact with UI elements in-app in a thread-safe way.

5.5 Test Result and Report

Table1: Login Test Case

Serial No.	Test Case	Input	Expected Outcome	Result
1	Email check	Invalid email	I just must match with the database	Passed
2	Email check	Valid email	Id matched with the database	Passed
3	Password check	Invalid password	Password must have to match with database	Passed
4	Password check	Valid Password	Password matched with the database	Passed

CHAPTER 6

CONCLUSION AND FUTURE SCOPE

6.1 Discussion and Conclusion

In this proposed work, I endeavor to make a framework that assists typical with peopling around us and make their life more straightforward. This current task's primary intention is to offer types of assistance in each circumstance like pandemic circumstance and an advanced protected and confided in home specialist co-op in our country. as of now, I can see our nation becoming computerized step by step. Everybody utilizes brilliant gadgets in this way, I have executed an easy-to-use plan that everybody can work without any problem. I figure it will make the country one stride further in the computerized period.

6.2 Scope of Further Development

Later, there are different ways I can refresh this proposed project. I accept this undertaking can help the nation over and a chance for jobless laborers in this country.

Later, I trust I can begin this stage in different nations.

In future I have plan to add more Advance features like

- SMS Alert
- Email Alert
- Upload Receipts
- Chatting Service

and will update our user interface to make it nicer.

Reference

- [1] “Activity diagram,” Wikipedia, 13-Jan-2022. [Online]. Available: https://en.wikipedia.org/wiki/Activity_diagram. [Accessed: 18-Jan-2022].
- [2] “Interaction design,” Wikipedia, 13-Dec-2021. [Online]. Available: https://en.wikipedia.org/wiki/Interaction_design. [Accessed: 18-Jan-2022].
- [3] “What is user experience (UX) design?” The Interaction Design Foundation. [Online]. Available: <https://www.interaction-design.org/literature/topics/ux-design>. [Accessed: 18-Jan-2022].
- [4] “What is mysql and how do I use it?” 123 Reg Support. [Online]. Available: <https://www.123-reg.co.uk/support/servers/what-is-mysql-and-why-do-i-need-it/>. [Accessed: 18-Jan-2022].
- [5] D. Rai, P. K. Gandra, Rihana, Art, Vipul, O. Front, E. Bennet, N. Khanna, A. Siddiqui, S. Gosavi, S. Tople, N. T. I. T. S. LLC, and S. Gollapudi, “Web application testing complete guide (how to test a website),” Software Testing Help, 03-Jan-2022. [Online]. Available: <https://www.softwaretestinghelp.com/web-application-testing/>. [Accessed: 18-Jan-2022].
- [6] Ogawa, H & Yonezawa, Y & Maki, H & Hahn, Allen & Caldwell, W. (2001). A Web-based home helper support system. *Biomedical sciences instrumentation*. 37. 95-9.
- [7] Ogawa, Hidekuni & Yonezawa, Yoshiharu & Maki, Hiromichi & Sato, Haruhiko & Hahn, Allen & Caldwell, W. (2002). Evaluation of the web-based "home helper" support system using wireless Internet mobile phones. *Biomedical sciences instrumentation*. 38. 317-20.
- [8] H. Ogawa, H. Maki, I. Ninomiya, Y. Yonezawa, H. Sato, and W. M. Caldwell, “A web-based home welfare and care services request system using a pen type image sensor,” 2003 International Symposium on VLSI Technology, Systems and Applications. *Proceedings of Technical Papers*. (IEEE Cat. No.03TH8672).
- [9] “Top 10 on-demand home service apps,” *codiant*. [Online]. Available: <https://www.codiant.com/blog/top-10-on-demand-home-service-apps>. [Accessed: 21-Jan-2022].
- [10] “10 popular on-demand home services startups in India,” *Mobisoft Infotech*, 08-Dec-2021. [Online]. Available: <https://mobisoftinfotech.com/resources/blog/on-demand-home-services-startups/>. [Accessed: 21-Jan-2022].
- [11] A. Al-Husamiyah and M. Al-Bashayreh, “A comprehensive acceptance model for Smart Home Services,” *International Journal of Data and Network Science*, vol. 6, no. 1, pp. 45–58, 2022.
- [12] B. Lutkevich and A. Hughes, “What is a database?” *SearchDataManagement*, 27-Sep-2021. [Online]. Available: <https://searchdatamanagement.techtarget.com/definition/database>. [Accessed: 21-Jan-2022].
- [13] “The care you need in the place you love,” *BAYADA Home Health Care*. [Online]. Available: <https://www.bayada.com/homehealthcare/what-is-homecare/>. [Accessed: 21-Jan-2022].

- [14] D. Kaur, D. Khanna, T. Singh, R. Sachar, B. Gupta, S. Kaur, A. Gupta, P. Gautam, and R. Chaudhary, "Why online home services are getting popular: Amritsar Home Services," *Dealsshutter*, 14-Jan-2022. [Online]. Available: <https://www.dealsshutter.com/blog/online-home-services/>. [Accessed: 21-Jan-2022].
- [15] *Google*. [Online]. Available: <https://developers.google.com/search/docs/beginner/seo-starter-guide>. [Accessed: 21-Jan-2022].
- [16] "Implementation design," *AICHE*, 18-Dec-2014. [Online]. Available: <https://www.aiche.org/ccps/resources/glossary/process-safety-glossary/implementation-design>. [Accessed: 21-Jan-2022].
- [17] K. Aminuzzaman, M. J. Miah, M. A. Rahman, and M. M. Khan, "Development of online home sharing web application," *2021 IEEE 11th Annual Computing and Communication Workshop and Conference (CCWC)*, 2021.
- [18] "MySQL documentation," *MySQL*. [Online]. Available: <https://dev.mysql.com/doc/>. [Accessed: 21-Jan-2022].
- [19] N. Jyani and H. Bansal, "Urbanclap: India's Largest Home Service Provider," *Asian Journal of Management Cases*, p. 097282012110189, 2021.
- [20] S. B. Rashmi and D. C. Arun Kumar, "Consumer perception towards online home services," *Journal of Computational and Theoretical Nanoscience*, vol. 17, no. 9, pp. 4442–4445, 2020.
- [21] *Software requirement specification*. [Online]. Available: https://www.tutorialspoint.com/software_testing_dictionary/software_requirement_specification.htm. [Accessed: 21-Jan-2022].

HIRE A HELPER: A WEB APPLICATION BASED ON ONLINE SERVICE SOLUTION

ORIGINALITY REPORT

25%	19%	4%	23%
SIMILARITY INDEX	INTERNET SOURCES	PUBLICATIONS	STUDENT PAPERS

PRIMARY SOURCES

1	Submitted to Daffodil International University Student Paper	11%
2	Submitted to The Maldives National University Student Paper	4%
3	dspace.daffodilvarsity.edu.bd:8080 Internet Source	3%
4	Submitted to Griffith University Student Paper	2%
5	Submitted to NCC Education Student Paper	2%
6	Submitted to The British College Student Paper	2%
7	Submitted to Computer College Student Paper	1%
8	Submitted to University of Southampton Student Paper	1%

elib.dlr.de