

INTERNSHIP ON WEB DESIGN AND DEVELOPMENT

BY

MST JUTHI AKTER

ID: 191-15-12107

This Report Presented in Partial Fulfillment of the Requirements for the
Degree of Bachelor of Science in Computer Science and Engineering

Supervised By

Dewan Mamun Raza

Senior Lecturer

Department of CSE

Daffodil International University

Co-Supervised By

Ms. Farah Sharmin

Sr. Lecturer

Department of CSE

Daffodil International University



DAFFODIL INTERNATIONAL UNIVERSITY

DHAKA, BANGLADESH

January 2022

APPROVAL


This Project/internship titled “**Web Design and Development**”, submitted by Mst Juthi Akter, ID:191-15-12107 to the Department of Computer Science and Engineering, Daffodil International University, has been accepted as satisfactory for the partial fulfillment of the requirements for the degree of B.Sc. in Computer Science and Engineering and approved as to its style and contents. The presentation has been held on date.

BOARD OF EXAMINERS



Chairman

Dr. S.M Aminul Haque
Associate Professor and Associate Head
Department of Computer Science and Engineering
Faculty of Science & Information Technology
Daffodil International University




Internal Examiner

Dr. Sumit Kumar Banshal (SKBL)
Assistant Professor
Department of Computer Science and Engineering
Faculty of Science & Information Technology
Daffodil International University



Internal Examiner

Md. Abbas Ali Khan (AAK)
Senior Lecturer
Department of Computer Science and Engineering
Faculty of Science & Information Technology
Daffodil International University



External Examiner

Shah Md. Imran
Industry Promotion Expert
LICT Project, ICT Division, Bangladesh

DECLARATION

We hereby declare that, this internship title “Web Design and Development” has been done by me **Mst Juthi Akter** ID: 191-15-12107 under the supervision of **Mr. Dewan Mamun Raza**, Senior Lecturer, Department of CSE Daffodil International University. I also declare that this Internship Report has been submitted elsewhere for award of any degree or diploma.

Supervised by:



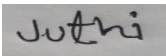
Dewan Mamun Raza
Senior Lecturer
Department of CSE
Daffodil International University

Co-Supervised by:



Ms. Farah Sharmin
Sr. Lecturer
Department of CSE
Daffodil International University

Submitted by:



Mst Juthi Akter
ID: -191-15-12107
Department of CSE
Daffodil International University

ACKNOWLEDGEMENT

This internship report is an accumulation of many people's endeavor. But at the beginning I would like to convey my sincere appreciation to the almighty Allah for giving me the strength and the ability to finish the task within the planned time. Then I would like to express my sincere gratitude to everyone who contributed towards preparing and making this study successfully. To prepare this internship report considerable thinking and information input from various sources were involved. First of all I would like to express my sincere and immense gratitude to my internship supervisor **Mr Dewan Mamun Raza**, Senior Lecturer in the Department of CSE, Daffodil International University. I am deeply indebted to his whole hearted supervision to me during the internship period. His valuable suggestion and guideline helped me a lot to prepare the report in a well-organized manner. I would also like to thank the authority of people N Tech institute of information technology for giving me the opportunity to do my internship in their well renowned company. Their helping hand supported me to complete my report successfully.

I would like to express my heartiest thanks to **Dr. Touhid Bhuiyan** Professor and Head, Department of CSE, for his kind help to in completing my internship, as well as to the other faculty member and the staff of CSE Department at Daffodil International University. I would like to thank our entire course mate in Daffodil International University, who took part in this discuss while completing the course work and my internship.

Finally, i must acknowledge with due respect the constant support and patients of my parents.

ABSTRACT

Web design and development is a constant journey that can be made better every day. So my main focus of this internship Web design and development for web application Develop. Its life cycle involves understanding the market research,, planning, design, development, testing, and maintenance. But the design and develop an application used on several technology and programming language as like HTML, CSS, Bootstrap and dynamic function for use of the application like PHP ,MYSQL JavaScript etc. Also some frameworks some widely used. Framework is essentially structured programming language using model, view and Controller Concept. Like Laravel framework is so better than other framework because I think it's provide advance features also development tools that view rapid web application develop. Now Laravel also helps website developers simply their development procedure with clean and reusable code. So overall concept and declaration with web design and development I am choose the topic for my internship and report entitled "Professional Web Development". Now working at People N Tech institute and information technology has added great experiences in my next career. Solving real life problem and build up a professional site and provide my knowledge to proof my skill during the internship period.

TABLE OF CONTENTS

PARTICULAR	PAGE
Approval	i
Declaration	ii
Acknowledgement	iii
Abstract	iv
CHAPTER 1: INTRODUCTION	1-3
1.1 Introduction	1
1.2 Motivation	1
1.3 Internship Objective	2
1.4 Internship Goal	2
1.5 Report Layout	2
1.6 Internship Program Overview	3
1.7 Company Mission	3
1.8 Vision	3
CHAPTER 2: ORGANAIZATION	4-7
2.1 Introduction To The Company	4
2.2 Target Group	5
2.3 SWOT Analysis	6
2.4 Organizational Structure	7
CHAPTER 3: INTERNSHIP ROLES AND ACTIVIES	8-22
3.1 Event and activity	8
3.2 Daily Task	9
3.3 Tools and Technology	10

3.4 Performed Task	10
3.5 Development Environment	14
CHAPTER 4: COMPETENCIES AND SMART PLAN	23-24
4.1 Introduction	23
4.2 My Smart Plan	23
4.3 PHP/MySQL	24
4.4 Problem And Challenges	24
4.5 Solution	24
CHAPTER 5: CONCLUSION AND FUTURE PLAN	25-29
5.1 Discussion and Conclusion	25
5.2 Future scope	26
APPENDIX A: Internship Reflection	27
APPENDIX B: Company Details	28
REFERENCES	29

LIST OF FIGURE

FIGURES	PAGES
Fig 2.4.1 Organizational Structure	7
Fig 3.4.1 Home Page Design	11
Fig 3.4.2 About The Company Page Design	11
Fig 3.4.3 Company Services And Courses Page	12
Fig 3.4.4 Design Of The Student Review Part	12
Fig 3.4.5 The Contact Page Design	13
Fig 3.4.6 Footer Part Design	13
Fig 3.5.1 Use case Diagram	15
Fig 3.5.2 System Flow Chart	16
Fig 3.5.3 Login And Registration Form	18
Fig 3.5.4 Admin Login Page	18
Fig 3.5.5 Admin Information Page	19
Fig 3.5.6 Add Student Page	19
Fig 3.5.7 Student Log In Form	20
Fig 3.5.8 Student Information Page	20
Fig 3.5.9 Teacher Information Page	21
Fig 3.5.10 Course Schedule Page	21
Fig 3.5.11 Setting Page	22
Fig 3.5.12 Database Design	22

CHAPTER 1

INTRODUCTION

1.1 INTRODUCTION

We know that professional learning experience that provide meaningful, practical work, Relating to a student's subject of career or study interest is defined as internship. Also an internship allows a student to explore and enhance their study and career while also learn more new skill. Internship allows the company to introduce new ideas and enthusiasm, energy into the workplace, powerful talent, and build a pipeline for future full time employees. I think also gather more valuable experience for personal resume, such as managing team, managing an office or any computer equipment. Data organize and analyzing, budgeting and enchasing work and developing many project. It's making crucial to know how to communicate with bosses, coordinator and strangers. So I think as a computer science student I have more experience on computer field in the past years .But it is not enough for me, because Computer Web application is a very large field in the modern technology worldwide and most challenging. So I think I need more skill real life experience and developing in the web application. I am interested in internship at people N Tech institute of Information technology. My internship report includes the web design and development process on internship that successfully finished.

1.2 MOTIVATION

Ideally, intern's period working on relevant projects, learning about the field, creating relationship in the business and honing both hard and soft skill with proper guiding. I am complete my internship on web design and development to create a Standard website and this site will be design and development back and front-end. Also use Programming language, Frameworks, Database servers, Web servers and graphics design. So I say that during my internship, I was able to become more professional in my work because I am following all of the company rules and regulation. So it's true, internship is a skill that helps me tackle the demand of the today's job market. I discovered that people N tech has

great reputation for Professional IT solution. So I am hoping that this internship will offer me with the best possible preparation for my future profession.

1.3 INTERNSHIP OBJECTIVE

1. Web design and development internship gives the opportunity to express myself creatively on the internet world.
2. High earning potential, opportunity for growth, and flexibility
3. Web development is the competitive nature of the job market
4. Possibilities of technical skill
5. Requirement collect and implement
6. Project creating, testing, developing an client handling
- 1 Also will be gather experience in official knowledge and policies

1.4 INTERNSHIP GOALS

1. Knowledge of web application, practical programming and business logic
2. Acquire knowledge in, Html, Css, Bootstrap, JavaScript, PHP MYSQL, LARAVEL and many more Web Technologies.
3. Web development jobs are available with great income source
4. Always freelancing opportunities
5. Team work management
6. Knowledge of Professional documentation of application
7. Improve ethics and professional values.

1.5REPORT LAYOUT

For this, I try to present my internship work procedure in a variety of ways. At the outset present the overall internship introduction, motivation, objective, goals, the purpose of the activities, details and design of company's my duties. Then I presented the project that I worked on during my internship. Also during my internship, I learn about how to

implement and develop a variety of project and website, which I will try to highlight. At last i am pointing and discussed my future work, what I learned, my working purpose, how I might use it in the future and how much more I knew. Even finally I am able to complete a real project.

1.5 INTERNSHIP PROGRAM OVERVIEW

I have done this internship program at People N Tech, 151/7, Good Luck Center (7th and 8th Floor), Green Road, Dhaka 1205, Bangladesh from September 2021 to December 2021. Supervised by **Dewan Mamun Raza**, Lecturer, Department of CSE Daffodil International University and my internship coordinator **Roney Saha**, Assistant Manager, Business Development People N Tech institute of information Technology.

1.6 COMPANY MISSION

The Mission statement of the People N tech institute of information technology is to Provide a learning experience that exceeds expectations and everybody believe in practical training approach. Support students aspirations to never stop learning, and growing indefinitely. As a result the company mission is to meet to the increasing demand for IT learning in order to stay up to date with the latest technologies and skills.

1.8 VISION

To put into action the best uprightness, ability and development. Making potential inroads toward the advancement of the IT sector both home and abroad. People N tech institute of information technology help to their students create new horizons for changing people career.

CHAPTER 2

ORGANAIZATION

2.1 INTRODUCTION TO THE COMPANY

People N Tech Institute of Information Technology trained over 6,000 students since its inception in 2005. The Founder of people N tech Mr Abu Hanif has been committed to strongly focus on changing lives and career. People N Tech offers hand on training with a real time project based approach. Real word competition drives pushes to innovate new methods and approaches to training improvement. It's also driven job market with changing career, Decades of software quality assurance, business analysis and database administration. People N tech institute of information technology certified trainer closely with students at stage of their learning. Tyson's Corner. Virgini is the company's headquarters. For any convenience, people N Tech offers full-service, interactive, trainer-led real life project and also oriented online training via webinar. People N Tech institute of information Technology is enthusiastic about learning, incentivizes and encourage their students to the same. Their certified instructors are well-versed in measuring technologies and have extensive industry experience.

People N tech also offers many services

- 1 Educational training
- 2 Long and Short term Diploma courses
- 3 Post graduate program
- 4 IT services
- 5 Software Marketing
- 6 Corporate IT training Solution
- 7 Also partnership many universities
- 8 Placement Services
- 9 Valuable client SEIP, ORACLE, MICROSOFT etc.

2.2 GROUP TARGET

We see that rapidly changing the world so every company and organization should indeed develop computer and technology skill in order to remain complete and successful. People N tech institute of information Technology has invented out of unique blending of skill sets that are high demand most on the today's job market. People N tech is taking the necessary steps to achieve their objective.

- Government Project
- Corporate It Training
- Financial project
- Managed IT Services from own Datacenter in Bangladesh & USA

2.3 SWOT ANALYSIS

The SWOT analysis considers strength, weaknesses, opportunities and threats. The SWOT analysis responds to identify the main internal and external factors that all factors are believed are important in achieving a goal.

2.3.1 STRENGTHS

- A passion for knowledge and work
- Creative problem solver
- Ability to plan for everything
- Business sense
- Dedicated

2.3.2 WEAKNESS

- Cannot Articulate without substance
- Poor command in verbal Communication
- Try to avoid Upgrade Application

2.3.3 OPPORTUNITIES

People N Tech institute of information technology is the best IT based company with Corporate IT training Solutions. It key business it services, Software Development, out sourcing and partnership university degree .Also its valuable client in data soft. So I get many opportunities to work with different project to enhance my knowledge.

2.3.4 THREATS

When a project or website build up, face many problem as like sensitive data exposure, debugging, code injection, broken access control etc. I will try all over overcome.

2.4 ORGANIZATIONAL STRUCTURE

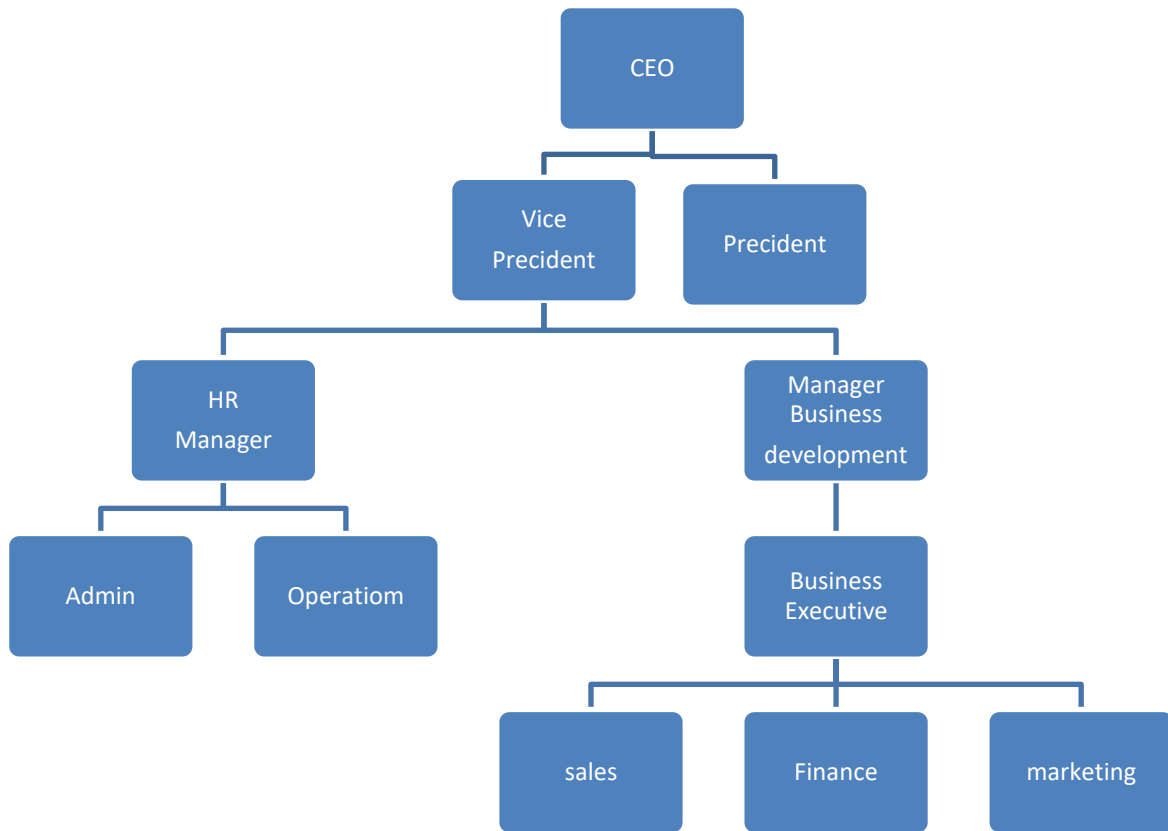


Figure 2.4.1 Organizational structure of People N Tech

CHAPTER 3

ROLE AND RESPONSIBILITY OF THE INTERNSHIP

3.1 EVENT AND ACTIVITIES

I am trained on web design and development, also worked in a project with my internship learning skill and knowledge, and helps me to my supervisor, course teacher and project manager. Finally build up my project e-learning system. Now show my all of working requirement above below. Also show some requirements for learning web design and development:

- Learning web development will require a lot of patience and attention.
- Just have to be more discriminating with the help you render toward other people. Because web development is a very delicate subject.
- Need more than luck to succeed in affiliate business? So get a rough idea of Adobe Photoshop in advance.
- Choosing a programming language is very important for learning web development. In this part of the article we will discuss in detail what kind of programming language to learn for web development.
- Since web development is programming language.it will require creative thinking. It will be easier to work if you have creative thinking power.

3.2 DAILY TASK

- Knowing the basic terms related to Web Technology
- Learning how to use the Software and Tools for Web Development
- Practicing the Basics of HTML and HTML Pages
- Practicing Advanced HTML and Start Designing Pages
- Developing the Layout of a Webpage with latest tags of HTML5
- Plugins using Objects and integrated audio/video

- Implementation of CSS ,Practice basic CSS
- Designing with Advanced CSS3
- Designing more Advanced with CSS3
- Understanding Bootstrap
- Understanding JavaScript Statements
- Basic JavaScript, Property, Method,
- More on JavaScript
- jQuery, the JavaScript Library
- Understanding SEO
- Basic SEO
- Advanced SEO
- Basics of Photoshop
- Practicing all the Lessons on Image Customization and Development
- Advanced with Photoshop
- Basics of Illustrator
- Understanding Basic Database
- Understanding the Interface and Features of phpMyAdmin and SQLYog
- Understanding SQL Tools and how to operate them
- Working with Advanced MySQL using Advanced DB Tools
- Working with SQL Basics
- Working with MySQL Functions
- Working with Advanced MySQL
- Learning Basics of PHP
- Understanding more about PHP
- Submitting, Receiving and Verifying Form Inputs using PHP
- Showing Practical on Form Development and its Use
- File Handling and Upload using PHP
- How to use Cookies in PHP
- Uploading and Deploying a Project on Live Server

3.3 TOOLS AND TECHNOLOGY

Web application was supposed to divide into two parts that's front-end development and back-end development. Even the front-end is part of the web that users can access and interact with (Client-side programming).where front-end code interacts with user in real time. Actually back-end code communicates with a server to return user-ready result. So the front-end is work on and combination technologies that Html, Css, and JavaScript. Now I am going to show tools and some technology that I am used in my project.

Technology:

- HTML
- CSS
- BOOTSTRAP
- JavaScript/JQuery
- PHP/MYSQL and xampp server

Tool:

- Notepad++
- Visual Studio Code

3.4 PERFORMED TASK

The Project design and implementation of the online E- learning system. I am starting on design speciation the application layouts using HTML, CSS and JavaScript, Bootstrap.

3.4.1 Design Speciation:

- Home
- About us
- Our Courses
- Student Review
- Contact

Home Page:

In this pages screen the main thing for overall website. Homepage is an essential tool for my business and often serves as the first impression to potential students. Here is the home page:

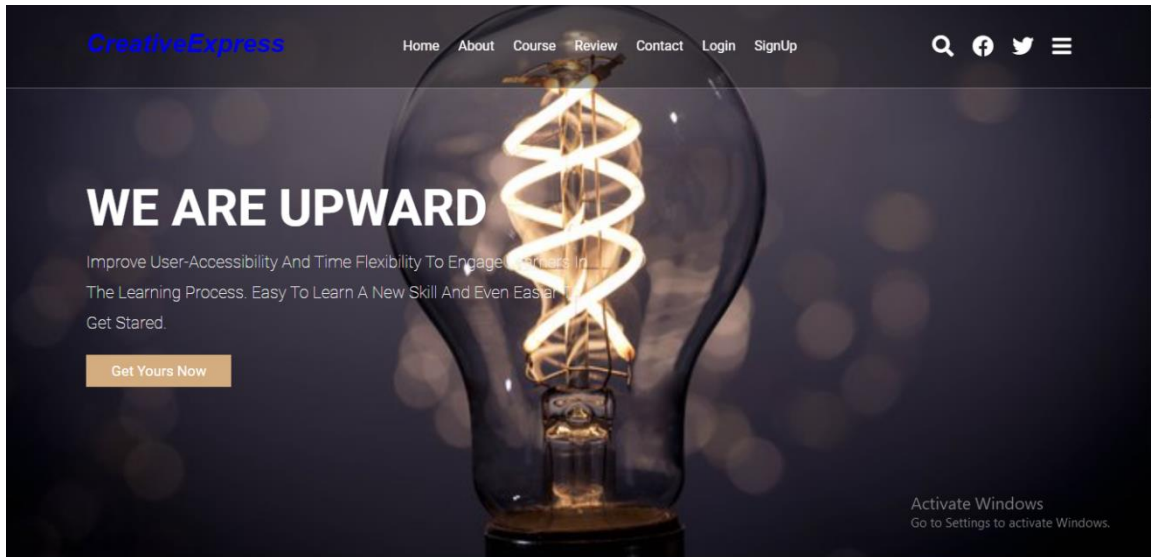


Figure 3.4.1: Home Page design

About Page:

This pages show the main content of about the company details on Creative Express.



Figure 3.4.2: About The company page design

Course and Service: This page consists on website business functionality on provide which courses.

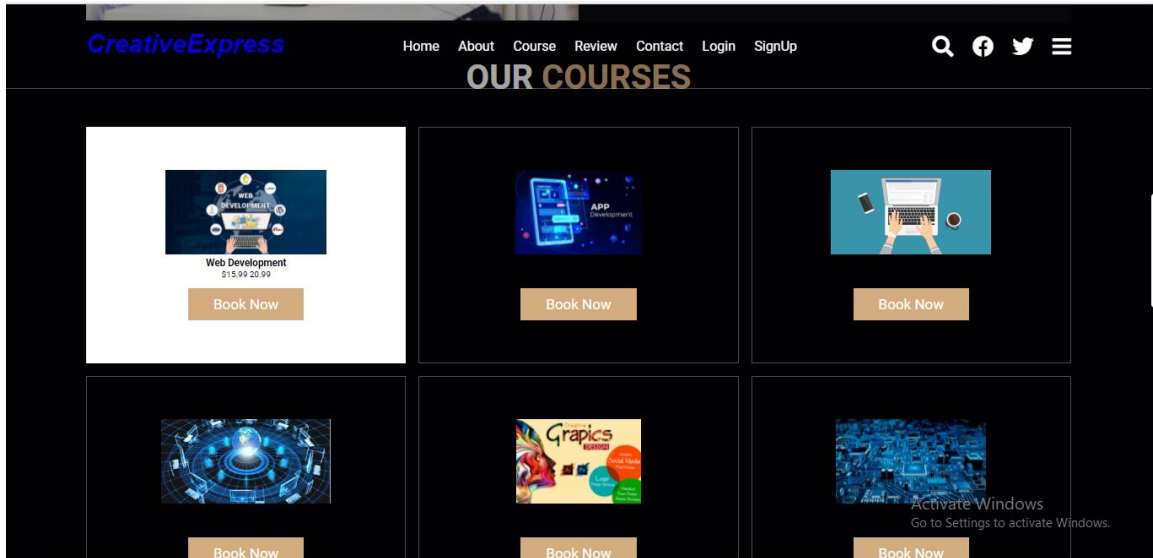


Figure 3.4.3: company service and courses Page design

Student Review:

Students are review about their courses. And maximum student is positive thinking in the course.

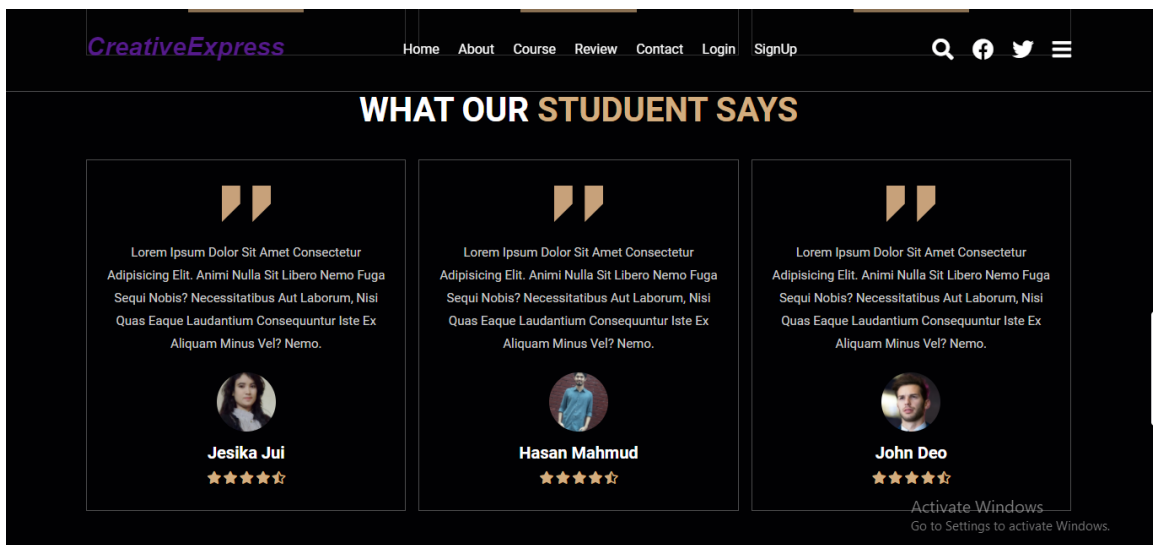


Figure 3.4.4: Design of the student review part

Contact:

This pages screen on name, email address, phone, and location on a plain background.
This contact pages make it easy to contact the company.

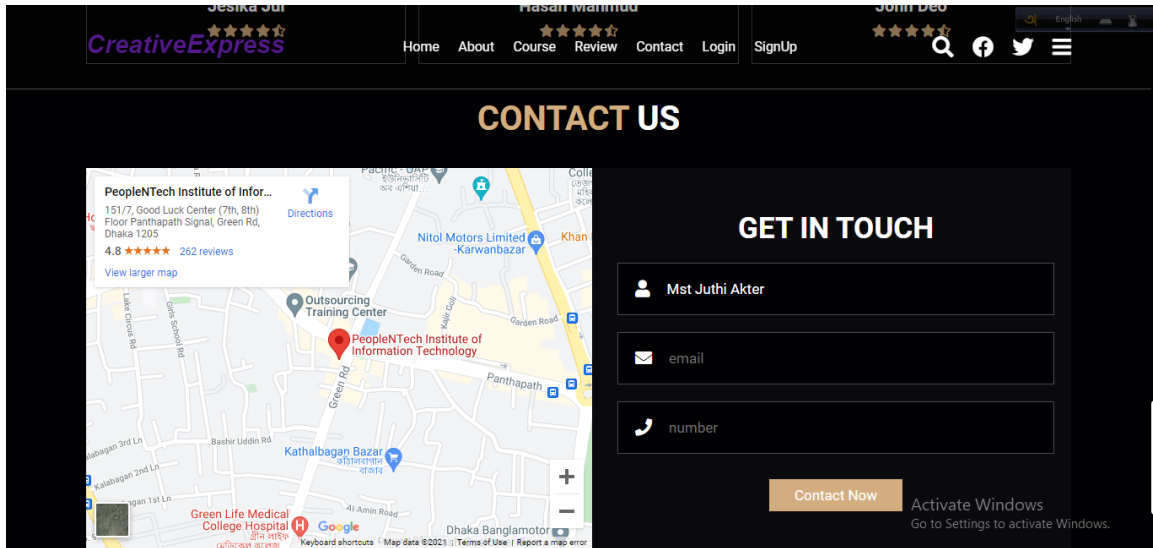


Figure 3.4.5: The Contact page design

Footer: This page view of website footer part and this page show in every page.

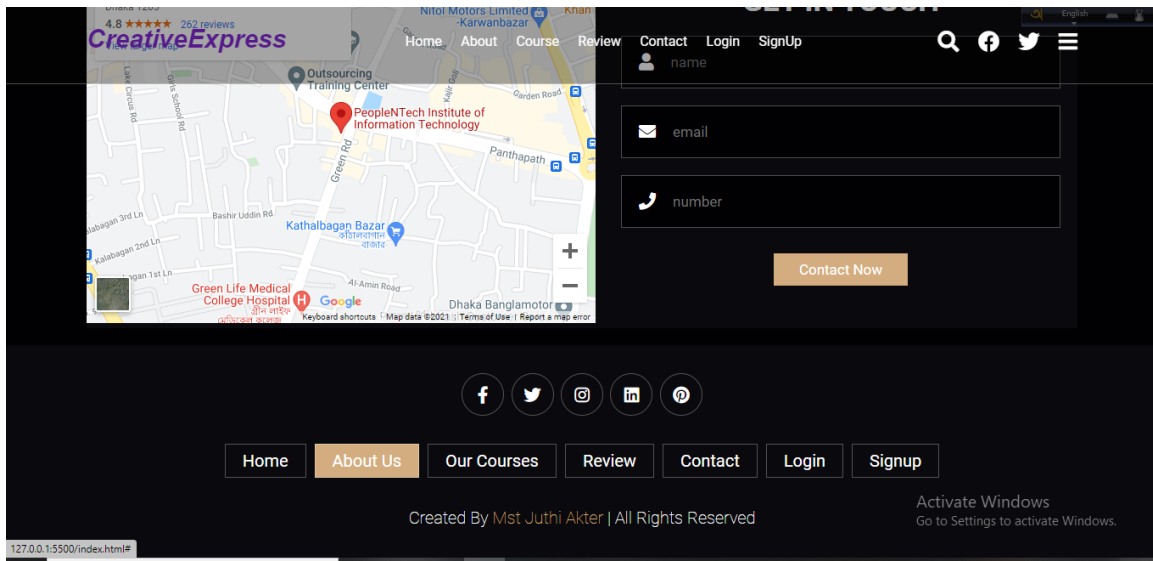


Figure 3.4.6: Footer part design

3.5 DEVELOPMENT ENVIRONMENT

- Administration log In
- Student Management Module
- Teacher Information
- Course Module
- Moodily and Delete check in information
- Setting and Log out

E-learning Management System works as website application to make this system for attempting to reduce the work load. Include in database, all of features and function used in online Classes. The website contain Registration relevant module, Course relevant module and also handle student information. The system working in various user(student and teacher) and admin Depending on user.Admin has assigned access rights based on user. When the application is ready only admin has right to access the full system and the application provides user friendly environment so user reach with system easily.

3.5.1 Use Case description:

A use case diagram is a dynamic or direct chart in unified modeling language. Its layouts simulate the usefulness of a structure. Use case is a slew of workout, organizations, and limits that the structure must fulfill perform.at first we are build up an creative idea which uses make up a website, use case description focus on main thing for website show step by step. Sometimes when we build up many project use case description help for developing template and structure. My project on a e-learning system where admin access the full website and how structure are present, that's are show in it.In the first place, must be login necessity when user performs Static activity in a page. Client can refresh their profile. After administrator login, administrator can make an exceptional offer. Administrator can see all user profile.

Diagram:

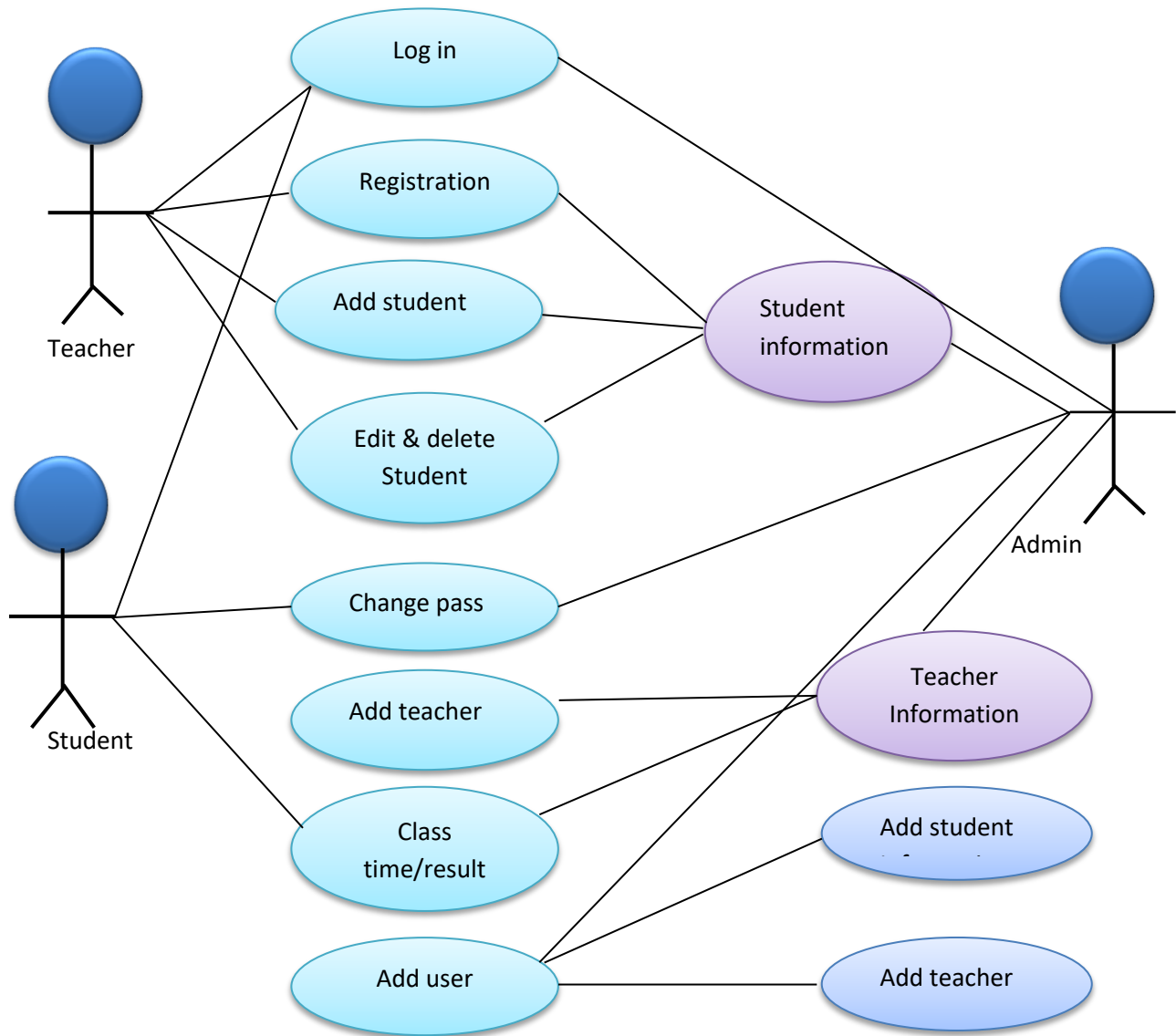


Figure 3.5:1 Use Case Diagram

3.5.2 System Flow chart:

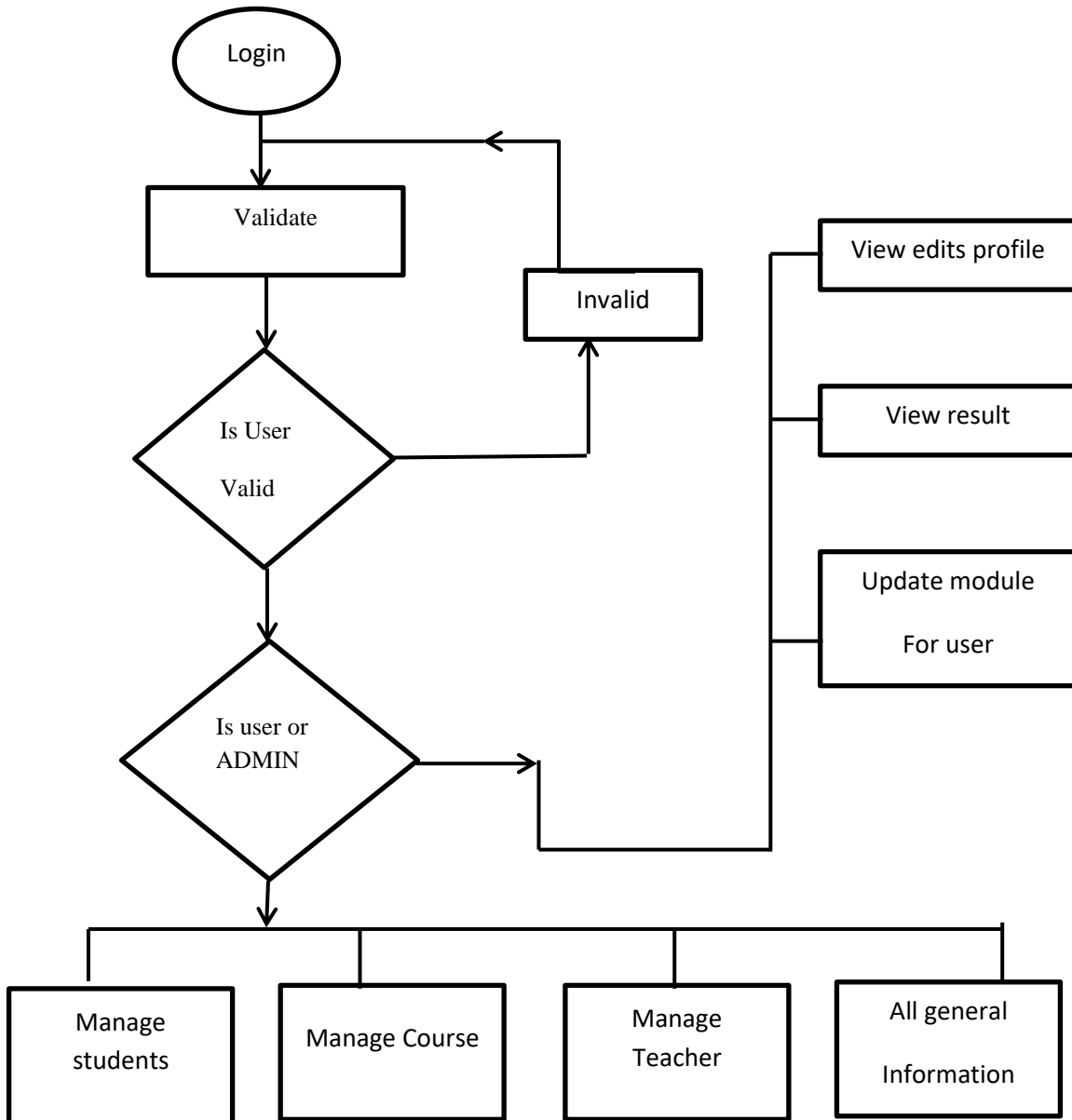


Figure 3.5.2: System Flow Chart

3.5.2 System Flow chart Description:

The system flow chart diagram is a graphical diagrammatic representation of all processed in sequential order. Also the system flow chart is a visual representation of the relation between all the main parts or step of the whole system. Minor system components cannot be including in a flow chart diagram. Screen on the main part in my website and how it system works. First of all overall system will access only admin. The Log in home page allows both admin and user to login to their respective account. Provision of wrong credentials will be automatically and instantaneously detected by the system here .The administrator log in show their dashboard it consist of statistical information about the repository system include some account management modules for the administrator. When the user (student and teacher) log in their account ,show their lading page of their profile .and they are accessed and show of some management as like course, time, edit profile and teacher module. Also teacher management too accesses the process.at last log out overall management system. A flowchart is a diagram that depicts a process, system. Flowchart helps in website to understand the structure and composition of an existing or planned website. When a website has a complex structure, large, this time should be need website flow chart. Actually system flow chart and system testing is must be need for every website devolved because it enables for developer how work easily and how end user interact with the system.

Login and Registration form: This page consist student sign and registration form.

The screenshot shows the CreativeExpress website's admission form. The header includes the logo and navigation links: HOME, ABOUT US, COURSE, REVIEW, CONTACT, and a SIGN IN NOW button. A search bar is also present. The main content area features a large image of a glowing lightbulb on the left and the 'ADMISSION FORM' on the right. The form is titled 'ADMISSION FORM' and asks to 'ENTER THE FOLLOWING DETAILS'. It contains eight input fields: Name Of Applicant, Mobile No, Date Of Birth, Address, Father Name, District, Gender, and State. Each field has a corresponding icon (person, phone, calendar, house, person, location pin, person, location pin). A yellow 'SUBMIT' button is at the bottom right. A Windows watermark is visible at the bottom right of the page.

Figure 3.5.2: Log in and Registration Form

Login Administration: This page screen on admin log in.

The screenshot shows the admin login page for CreativeExpress E-Learning. The page has a green background with the word 'Login' in white. A white login form is centered on the page. The form has the title 'CreativeExpress E-Learning' and two social media buttons: Facebook and Twitter. Below these are two input fields: one for the username 'juthi@akter' and one for the password, which is masked with dots. A pink 'Login' button is at the bottom of the form. A Windows watermark is visible at the bottom right of the page.

Figure 3.5.3: Admin log in page

Admin Information: This page consist of admin profile, which describe website all of access information and owners.

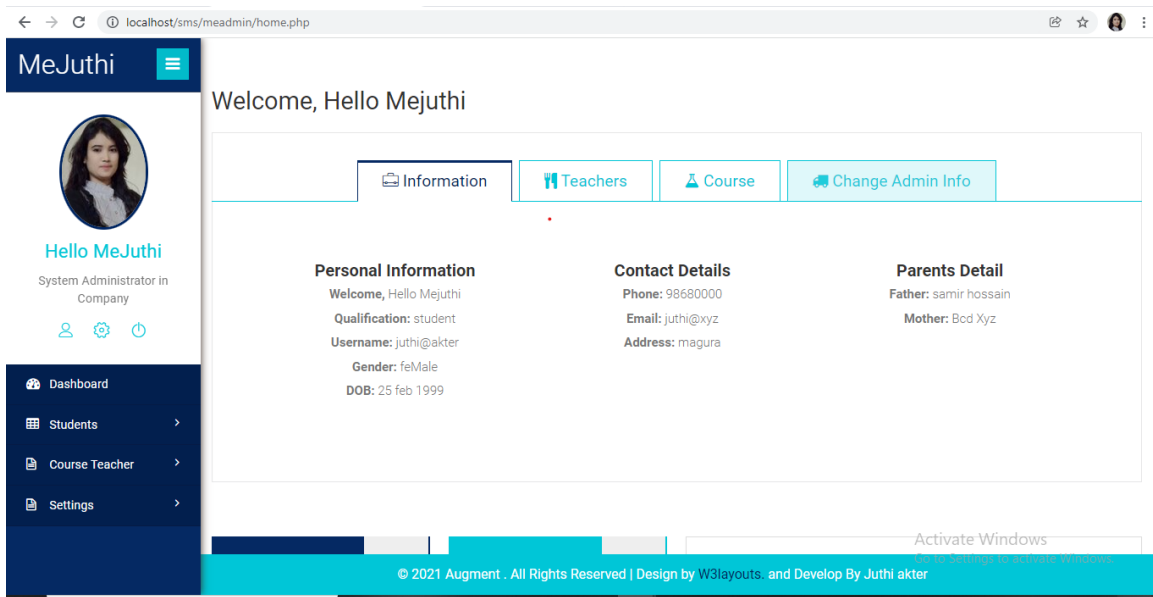


Figure 3.5.4 Admin information page

Add Student: This page only accesses the admin and teacher:

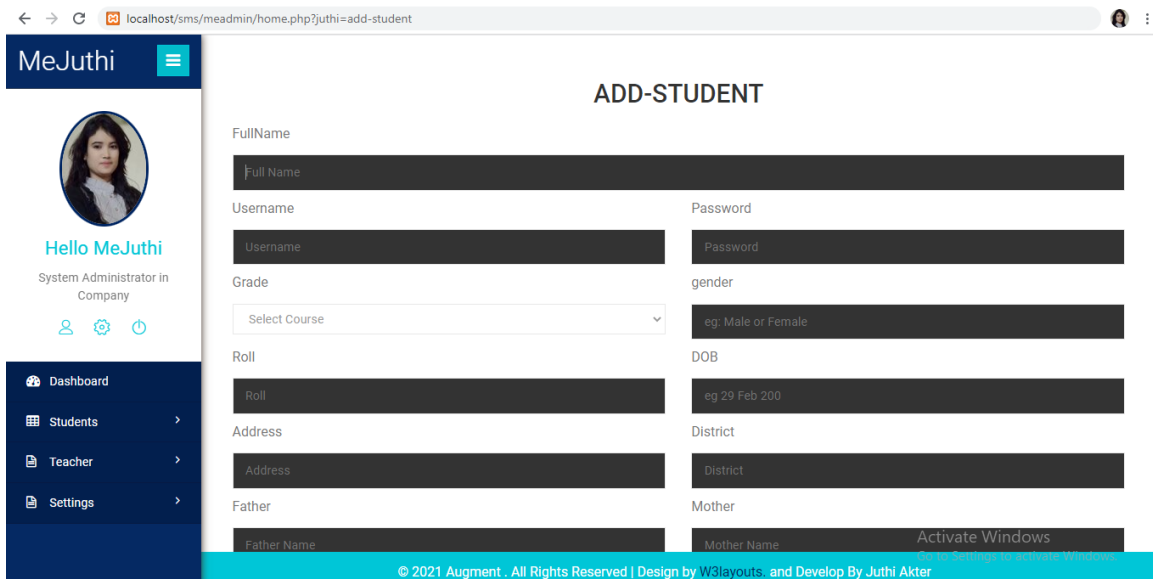


Figure 3.5.5: Student add page

Student log in: Admin can get user id and password then student log in the form:

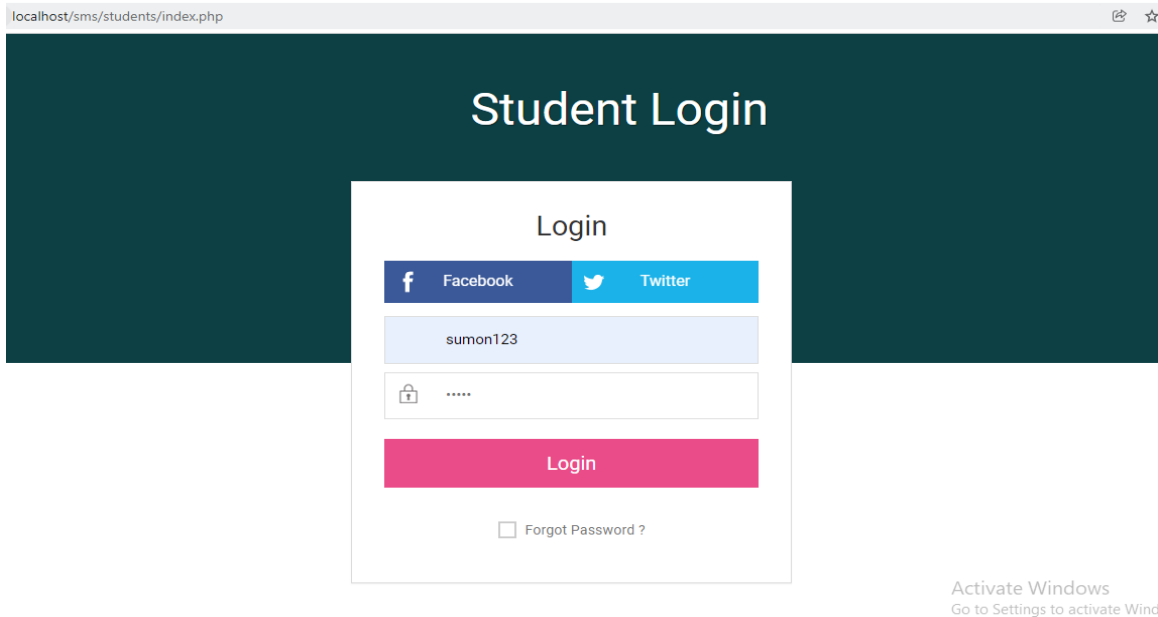


Figure 3.5.6: Student log in form

Student Information: Student information page, where student are change their password. Teacher information who take their class and also known the subject schedule and update result.

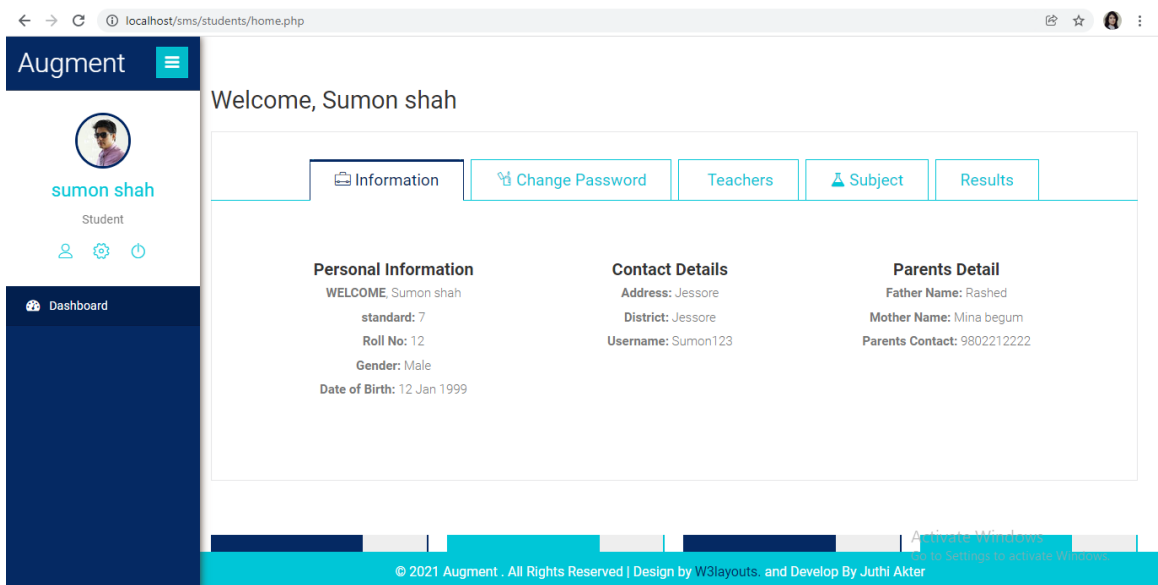


Figure 3.5.7 Student information page

Teacher Add Information: This page screens on all teachers information.

MeJuthi Home / TEACHER-ADD

TEACHER-ADD

Full Name

Address

Email

Username

Password

Father

Mother

Date Of Birth

Qualification

Activate Windows
Go to Settings to activate Windows.

© 2021 Augment . All Rights Reserved | Design by W3layouts. and Develop By Juthi Akter

Figure 3.5.8 Teacher information page

Course Schedule: The page design and development for student course module that's student show their course time and schedule .This page edit only admin.

MeJuthi Welcome, Hello Mejuthi

Information Teachers Course Change Admin Info

#	Subject	Teacher	Time
1	Web design	Rakib Khan	10:00AM - 11:00AM
2	Web developmet	Sumon Hasan	11:00AM - 02:00pm
3	Graphics	Rabin shahek	3:45PM - 4:30PM
4	Networking	Rupom tanku	5:00PM - 7:00PM

Activate Windows
Go to Settings to activate Windows.

© 2021 Augment . All Rights Reserved | Design by W3layouts. and Develop By Juthi akter

Figure 3.5.9 Course schedule page

Setting Page: Setting page are consist of moodily all general information it access only system administrator.

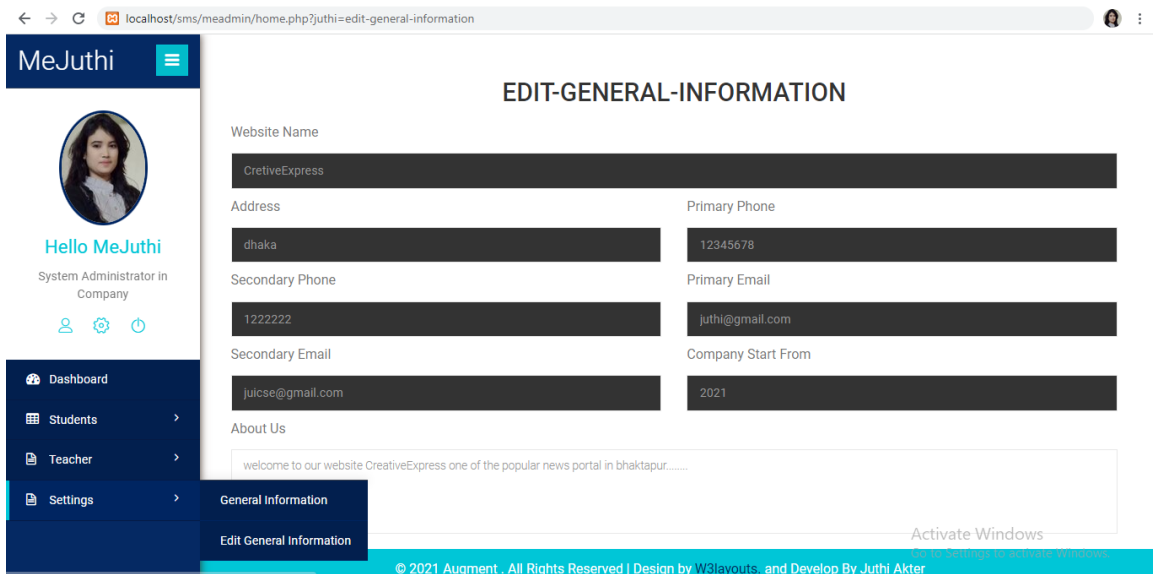


Figure 3.5.10 Setting page

Database: This page screen on the website data that's store and when user and admin access the data insert and delete.

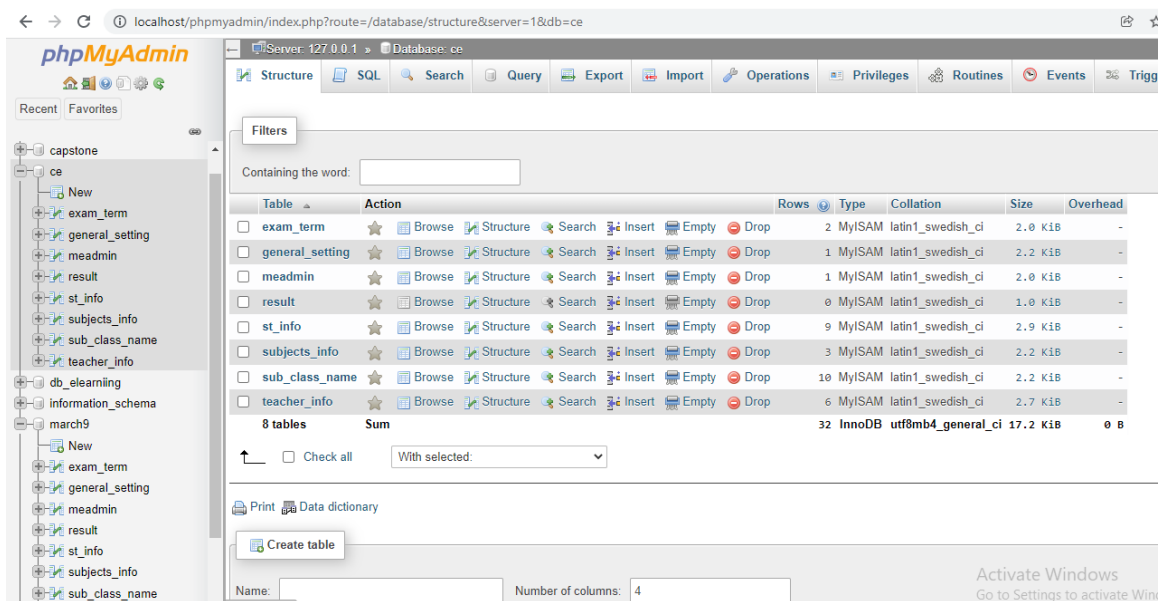


Figure 3.5.11 Database design

CHAPTER 4

COMPETENCEIES AND SMART PLAN

4.1 INTRODUCTION

Actually website increases the presence and scope of business development around the world in this new time of globalization and information technology revolution. I think, if a website creating, developing and also hosting are first step, maintain a websites is equally difficult and challenging task. So with increases communication, the flow of information is increasing on a daily basis. Also current information is become obsolete in very short period. To make a website, we must the keep the information, ready use case, system flow chart on the site then up to date with changing trends.

4.2 MY SMART PLAN

- Application development
- Requirement analysis
- Building functional design
- Start design with coding and programming
- Quality assurance and testing
- Implementation Planning and deployment
- Connected Database with website security
- Application Enhancement and Maintenance

Technology update daily so always application maintain and problem analysis also recovery and other things that enable project and business operations. Everyday technology life has made up depended on it. All of us who use the internet know about website and networking. And overall made up a web developer. So the web developer design the website makes our life new and easy. The web design and development will seem very difficult in any person. And also the profession is more risk some kind is new.

4.3 PHP/ MYSQL

- Web application development PHP and MySQL are two leading open-source scripting and database technologies for web designers.
- PHP and MYSQL to build rich database driven dynamic and interactive websites and website applications.
- My services include PHP and MySQL web development, open source database MySQL and development.

4.4 PROBLEM AND CHALLENGE

I think 3 month is not enough time for a best and master developing on it .It's always hard to do new something and creative .It is also a very complex and challenging which web application developer have to deal with in and I also. I think web designing is not an easy task. Web application design and development requires a lot of creativity, uniqueness and brainstorming sessions for a new developer. Only a web designer can understand and tell about the challenges they go through on regular basis. Web designs and development that are liked and acknowledged by target market and user are typically the result of continuous development and primitive critical thinking. Basically a website to sync with multiple apps and to be responsive is just a few factors considered by the web designers. As a result a web design is difficult and challenging role. Working with new people is an exciting in new experience and also challenging. The most problem and challenges was collect target user and security maintain.

4.5 SOLUTION

Web development is challenging role but I can understand it's so interested then other language. Even overall all problem face in my training period I did solution. Clean code reduces unexpected bugs and errors, which can slow down page load times. Developers can often use automated generate website and monitoring solutions to view their client websites in real time then sets alert to notify them when potential issues arise. .I thinks always keep it up creativity will be succeeds. When I was developing my project I made sure that the coding structure is easy, clean and also user friendly as possible.

CHAPTER 5

CONCLUSION AND FUTURE SCOPE

5.1 CONCLUSION

It has been a fantastic opportunity for me to work as internship at the best IT based company People N Tech. The internship program provided me with valuable insight into how the IT Sector shaping in the country. It has enabled me to better understanding of the technologies that are frequently used in the software industry. I am very appreciating and thanks to my internship program because now I am adjust at the professional company culture. Also the program has assisted me in developing good judgment, truly navigating new technological challenges on my own, and more improving my analytical skills. At the same time it greatly helped my understanding of the software life cycle for a real life system. The internship on which I worked inspired me to harder working. So I can choose it's internship that helps me more gain experience. Thanks to People N Tech, I am gathering so much more in-depth knowledge of technical and interpersonal skill. Web design and development accrues the project and this project helped me gather theoretical and practical knowledge of Html, Css, Bootstrap, JavaScript, PHP, MySQL and other programming language. Internship period I was confidently flow back-end and front-end for design and developing of websites. Pepole N Tech institute of information Technology gave me a good scope to learn and discover my potentials. So I am extremely grateful to them. Now I can work on web design and Development. So overall conception below that I was fortunate for getting the chance to meet the real life Project and website development environment.

5.2 FUTURE SCOPE

Web design and development skills are in high demand and well pay all over the world, its making them a fantastic career choice. This is one of the more easily accessible fields as it does not require a typical university degree. So I chose the internship with web design development. I gained so much experience from this internship. If I had not had this experience, it would have been very difficult for me to find a suitable job. When we graduate, we hope to have a good but, in case I am student of computer science so that my first choice IT related smart job, but practical experience is so much required. If we can set goals and learn more a specific topic on IT related then we can go a long way and build up business or company out of It.this factor the easy and user friend as web design and development. So why is delay, set up goals this subject and trainee or internship which makes me a good developer or software engineer, I think. As we know, finding work can be a challenge in this competitive world, in my career opportunity this internship will support me. And my future goals will be after a good internship:

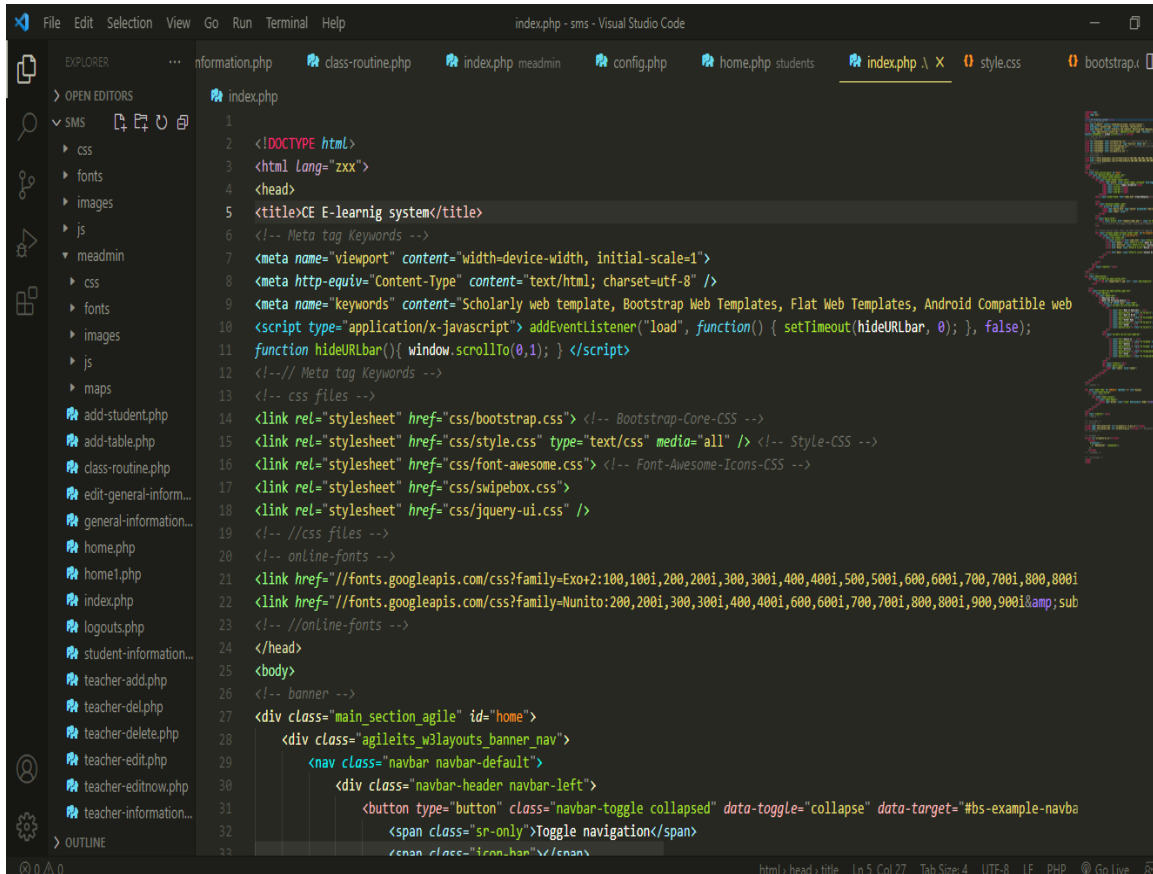
- ❖ I can join in any It firm as designer or developer
- ❖ Create best social networking platform
- ❖ Freelancing
- ❖ Try to present a project coordinator
- ❖ Working a software engineer.

Finally, I can say that the internship will help me to build to a better career and will provide me with an excellent opportunity to demonstrate my potential and also gain confidence. I hoping that this internship will beneficial to me in the future. The website is place as beginning but no end.so the website development work so the chances ar much higher. We see that the popular online marketplace odesk almost always has thousands of work on web development.

APPENDIX A

INTERNSHIP REFLECTION

PROJECT EDIT MODULE:



```
1
2 <!DOCTYPE html>
3 <html lang="zxx">
4 <head>
5 <title>CE E-learning system</title>
6 <!-- Meta tag Keywords -->
7 <meta name="viewport" content="width=device-width, initial-scale=1">
8 <meta http-equiv="Content-Type" content="text/html; charset=utf-8" />
9 <meta name="keywords" content="Scholarly web template, Bootstrap Web Templates, Flat Web Templates, Android Compatible web
10 <script type="application/x-javascript"> addEventListener("load", function() { setTimeout(hideURLbar, 0); }, false);
11 function hideURLbar(){ window.scrollTo(0,1); } </script>
12 <!--// Meta tag Keywords -->
13 <!-- css files -->
14 <link rel="stylesheet" href="css/bootstrap.css" <!-- Bootstrap-Core-CSS -->
15 <link rel="stylesheet" href="css/style.css" type="text/css" media="all" /> <!-- Style-CSS -->
16 <link rel="stylesheet" href="css/font-awesome.css" <!-- Font-Awesome-Icons-CSS -->
17 <link rel="stylesheet" href="css/swipebox.css">
18 <link rel="stylesheet" href="css/jquery-ui.css" />
19 <!-- //css files -->
20 <!-- onLine-fonts -->
21 <link href="//fonts.googleapis.com/css?family=Exo+2:100,100i,200,200i,300,300i,400,400i,500,500i,600,600i,700,700i,800,800i
22 <link href="//fonts.googleapis.com/css?family=Nunito:200,200i,300,300i,400,400i,600,600i,700,700i,800,800i,900,900i&sub
23 <!-- //onLine-fonts -->
24 </head>
25 <body>
26 <!-- banner -->
27 <div class="main_section_agile" id="home">
28 <div class="agileits_w3layouts_banner_nav">
29 <nav class="navbar navbar-default">
30 <div class="navbar-header navbar-left">
31 <button type="button" class="navbar-toggle collapsed" data-toggle="collapse" data-target="#bs-example-navba
32 <span class="sr-only">Toggle navigation</span>
33 <span class="icon-bar"></span>
```

This page is screen all project files, where I am using visual studio code tools too easily and successfully implement my website on e-learning system.

APPENDIX B



COMPANY DETAILS

- 4 Countries
- 10 Branches
- 16+ years experiences
- 20000+ job placement
- 60+ courses
- 3500 graduates
- Classroom based Training
- Live Interactive Training

ADDRESS:

Bangladesh Office:

- 151/7, Good Luck Center (7th ,8th)Floor, Green Road,Dhaka1205, Bangladesh
- Mobile:+8801799446655
- IP Phone: +880-966-677-9191
- E-Fax: (571)766-2629
- Email:info@pepolentech.com

India Office:

- Iris Tech Park 612-B, Block-A, 6th Floor Sector-48, Shona Road Gurgaon, Haryana 122001
- Mobile: 1-855-562-7448
- E-Fax: (571)766-2629
- Email: info@peoplentech.com

REFERENCES

1. Web solution for design and development<<<https://swot.com.bd/>>>Last accessed 25 November 2021.
2. What are benefits for developers-how good<<<https://www.quora.com/>>>Last accessed 27 November 2021.
3. Internship-report-on-web-development<<<https://pdfcoffee.com/-5-pdf-free.html>>>Last accessed on 28 November 2021.
4. Training-report-on-web-developing<<<https://www.slideshare.net/JawharAli/training-report-on-web-developing>>>last accessed on 28 November 2021.
5. Tutorialforphp-javascriptandj-query<<<https://www.phptpoint.com/codeigniter-tutorial>>>Last accessed on 22-30 November 2021.
6. Flowreportformat<<https://dspace.daffodilvarsity.edu.bd:8080/bitstream/handle/123456789/3788/P15053%20%2829_%29.pdf?sequence=1&isAllowed=y>>Last accessed 30 November 2021.
7. Flowinternshipformat<<<http://dspace.daffodilvarsity.edu.bd:8080/bitstream/handle/123456789/4536/153-15-594%2039%25.pdf?sequence=1&isAllowed=y>>>Last accessed 26 November 2021.
8. Companydetails<<https://www.peoplentech.com.bd/en/mission_and_vision>>Last accessed 30 November 2021.
9. For tutorial<<<https://www.w3schools.com/>>>last accessed on 29 November 2021
10. web-developer-careerobjective-and-careersummary-
<<<https://www.careerride.com/view/>>>
11. <<www.piitus.com>>Last Accessed on 29 November 2021.
12. <<<https://www.widuri.raharja.info/>>>Last Accessed on 26 November 2021
13. <<<https://www.ucti-bd.edu/dba/internship/webreport>>>Last accessed on 27 November 2021.
14. <<www.sourchenginejournal.com>>Lass Accessed on 28 November 2021.
15. <<https://www.ucb.ac.uk/study/undergraduate/web-application/development/diploma-course>>>

REPORT ON WEB DESIGN AND DEVELOPMENT

ORIGINALITY REPORT

20%
SIMILARITY INDEX

13%
INTERNET SOURCES

0%
PUBLICATIONS

13%
STUDENT PAPERS

PRIMARY SOURCES

1	Submitted to Daffodil International University Student Paper	6%
2	dspace.daffodilvarsity.edu.bd:8080 Internet Source	4%
3	www.slideshare.net Internet Source	2%
4	Submitted to Segi University College Student Paper	1%
5	www.peoplentech.com.bd Internet Source	1%
6	Submitted to Wayne State College Student Paper	1%
7	Submitted to University of Birmingham Student Paper	1%
8	Submitted to National Institute of Technology, Raipur Student Paper	1%
9	m.mu.edu.sa Internet Source	1%