

**Internship on Website Design and Development
BY**

Razu Ahmed

ID: 183-15-11890

This Report Presented in Partial Fulfillment of the Requirements for
the Degree of Bachelor of Science in Computer Science and
Engineering

Supervised By

Gazi Zahirul Islam

Assistant professor

Department of CSE

Daffodil International University



DAFFODIL INTERNATIONAL UNIVERSITY

DHAKA, BANGLADESH


Fall 2021

APPROVAL

This Internship titled “**Internship on Website Design and Development**”, submitted by **Razu Ahmed, ID No: 183-15-11890**, to the Department of Computer Science and Engineering. Daffodil International University has been accepted as satisfactory for the partial fulfillment of the requirements for the degree of B.Sc. in Computer Science and Engineering and approved as to its style and contents. The presentation has been held on 6 January 2022.


BOARD OF EXAMINERS

Chairman



Dr. Touhid Bhuiyan
Professor and Head

Department of Computer Science and Engineering
Faculty of Science & Information Technology
Daffodil International University




Zahid Hasan (ZH)
Associate Professor

Department of Computer Science and Engineering
Faculty of Science & Information Technology
Daffodil International University



Mohammad Monirul Islam (MMI)
Senior Lecturer

Department of Computer Science and Engineering
Faculty of Science & Information Technology
Daffodil International University



Dr. Dewan Md. Farid
Professor

Department of Computer Science and Engineering
United International University

Internal Examiner

Internal Examiner

External Examiner

DECLARATION

I hereby declare that, this internship report is prepared under the supervision of **Gazi Zahirul Islam, Assistant Professor, Department of CSE**, Daffodil International University. I also declare that neither this internship report nor any part of this internship report has been submitted elsewhere for award of any Degree or Diploma. I also declare that, I collect information from Softech BD Ltd, Data Center, and Training Center.

Supervised by:



Gazi Zahirul Islam

Assistant Professor

Department of CSE

Daffodil International University.

Submitted by



Razu Ahmed

ID: 183-15-11890

Department of CSE

Daffodil International University

ACKNOWLEDGEMENT

First of all, I would like to express my sincere gratitude and appreciation to Almighty God. His divine blessings have made it possible for us to successfully complete our final year internship. I am really grateful and deeply indebted to **Gazi Zahirul Islam, Assistant professor, Department of CSE, Daffodil International University**, Dhaka. Supervisor's deep knowledge and keen interest in "**Internship on Website Design and Development**" to run this internship. His endless patience, scholarly direction, constant encouragement, constant and energetic supervision, constructive criticism, valuable advice, reading many inferior drafts and correcting them at all stages made this internship possible. I would like to express my sincere gratitude to **Professor Dr. TouhidBhuiyan Head, Department of CSE**, for completing my internship and for helping other faculty members and staff of the CSE, Department of Daffodil International University. I would like to thank our entire course mate in Daffodil International University, who took part in his discuss while completing the course work. Ultimately, I need to acknowledge the continued support of my parents and the patients with due respect.

ABSTRACT

This internship is on Website Design& Development. This is internship major part work on Web Design and Development. In this internship covered topic html, CSS, JavaScript, bootstrap, php and Laravel. This languages work frontend and backend part. In this Software, I was used php larval to develop application and in this language, anyone can develop any kind of web-based Software. In this company, I work working and client support and testing Project. This web-based application Customers layouts Maintenance and every sector have individual setting to modify and work. This Web Software work on xamp and was host on Linux server. So, now that we have created a web-based application it is becoming very easy to access the Thro Internet for any information. It is making our lives more smooth and bright futures in my life. I am respected this topic and interesting this topic. That's why I choose "Internship on website Design and Development". This report will showcase my entire learning journey during the Internship.

TABLE OF CONTENTS

CONTENTS	PAGE NO
Approval	i
Declaration	ii
Acknowledgement	iii
Abstract	v
Table of Contents	v-vi
List of Figures	vii -viii
CHAPTER 1: INTRODUCTION	1-3
1.1 Introduction	1
1.2 Motivations	2
1.3 Objectives	2
1.4 Company introductions	3
1.5 Report Layout	3
CHAPTER 2: ORGANIZATION	4-5
2.1 Introduction	4
2.2 Product lists	4
2.3 Structure of organizational	5
CHAPTER 3: INTERNSHIP ROLES AND RESPONSIBILITES	5-26
3.1 Daily Tasks and list of activities	6
3.2 Events and Activities	7
3.3 Activities and Project Task	7

3.3.1 Education Management Web-Software	7
3.3.2 Introduction of to our Webpage	8
3.3.3 Our Web Page Details	9
3.4.1 E-Commerce Tools	27
3.4.2 E-Commerce platforms	27
3.5 Challenges	27
CHAPTER 4: COMPETENCIES	28-28
	28
4.1 COMPETENCIES	
4.1.1 HTML/CSS/BOOTSTRAP	28
4.1.2 JavaScript	28
4.1.3 LARAVEL	28
CHAPTER 5: CONCLUSION AND FUTURE CAREER & SCOPE	29
	29
5.1 Conclusion and Discussion	29
5.2 Future Career and Scope	
REFERENCES	29
APPENDICES	30

LIST OF FIGURES

FIGURES	PAGE NO
Figure 2.3. 1: Organization of Softech BD Ltd	5
Figure 3.3.3.1: Organization Home Page	9
Figure 3.3.3.2: Students List Page	10
Figure 3.3.3.3: Students Login Page	10
Figure 3.3.3.4: Students Setting Page	11
Figure 3.3.3.5: Students Page	12
Figure 3.3.3.6: Attendance Page	12
Figure 3.3.3.7: Teachers Setting	13
Figure 3.3.3.8: Teachers management Page	13
Figure 3.3.3.9: Admin Teacher Managements	14
Figure 3.3.3.10: Teachers Attendance view	14
Figure 3.3.3.11: Online Student Admission	15
Figure 3.3.3.12: Student Admission list	15
Figure 3.3.3.13: Routine list Page	16
Figure 3.3.3.14: : Class Routine manage by organization (Backend)	16
Figure 3.3.3.15: Page for Exam Administration	17
Figure 3.3.3.16: Page for mark entry	17
Figure 3.3.3.17: Paper Management Page	18
Figure 3.3.3.18: SMS Management (Backend)	18
Figure 3.3.3.19: Notice Management Page (Frontend)	19

Figure 3.3.3.20: This page for Notice Management (Backend)	20
Figure 3.3.3.21: Gallery Page (Frontend)	21
Figure 3.3.3.22: Gallery Management (Backend)	21
Figure 3.3.3.23: Admin Login	21
Figure 3.3.3.24: Admin Dashboard	22
Figure 3.3.3.25: Student Payment	23
Figure 3.3.3.26: Daily Expanse Page	24
Figure 3.3.3.27: Teachers Salary management	25
Figure 3.3.3.28: Library lists Page	25

CHAPTER 01

Introduction

1.1 Introduction:

Among web developers, PHP is the most widely used particular programming language. It was 1994 when the Danish-Canadian Erasmus Lord Dorf made PHP the first language. PHP (Personal Home Page) has been the entire abbreviation of the program since its inception., Now the full abbreviation of PHP is Hypertext Preprocessor. PHP is a scripting language that is both free and platform agnostic. Sever line is processed by a computer on the PHP language server. This is why it's referred to as the server's language. Following to statistics, 78.9% of all websites are using PHP for development, including a known server-side programming language. When we surf internet there's 8 out of 10 developed by PHP. Most of the popular site including Facebook, Tumblr, Wikipedia, even Word Press that is popular for content management site.

PHP is most popular scripting language because it is very developer friendly language. It's easy to adopt and deploy. PHP can wonderfully collaborate with other language like HTML, JS, CSS, MySQL to make better websites. Whereas it's a server site language it's very easy to install in a server. Using PHP website become fast and quick responsive.

When it's about to web-develop the first things come first is HTML. During my learning and practice period I have also learn about HTML, which is the basic language of website development. Abbreviation of HTML is Hypertext Markup Language. I have also gathered knowledge about Cascading Style sheet, JavaScript, jQuery. This makes my base strong.

Since I have worked to make a school website. I have to work with relational database and data of lots of student and teacher. I have use MySQL which is the most popular.

1.2 Motivation

I have chosen web development because I wanted to be a web Developer. Whenever I use Facebook, Google or similar web site, I always want to know how this site is created. I required creating my personal website. I believe that learning about web development will assist me in achieving my objectives.

During this pandemic of 2019-2021, everything is becoming digital. In every sector of business and organization, people are making their own website. During that situation online class, home office trend is started. In this period, people stayed home and spend lots of time in online. Through the internet, employees may work from home. Students use the internet to learn while home. Also, Daffodil International University introduced a learning platform called Blended learning Centre or BLC where student can attend dozens of courses, attend exam, quiz and all learning things together. This site become fruitful because of web development. In the near future, each sector will provide our services through the website. Suits become a great opportunity to developers to develop their career on this path.

So, the world needs a lot of web developers. Working as a developer it's easy to get well paid in organization or freelance project. It can be good source of income.

1.3 Objectives

The main objectives of an internship are gathered information to choose a career in future. This internship is a once-in-a-lifetime opportunity for me to put what I've learned in books or from professors into Web design is a collaborative effort. In our everyday lives, I also learnt how to solve challenges. I also gain an understanding of how IT firms operate, including chain instructions and chain actions. Problem-based learning, in my opinion, is the most efficient method of learning. This is a proposal for putting theory into action. This internship also allowed me to create my own interaction kills.

1.4 Introduction to the company:

I work as an intern in Softech BD Ltd. This is a one of the leading Web based Software Company in Bangladesh. Since 2019 after the company established, numerous of project successfully done by this company. I feel lucky that I have worked with some talented web developers as teammate. This opportunity makes my base strong and I have learned a lots of working with this company. These companies mainly create web sites for schools, colleges and such organizations. Web design and creation, onshore software development, mobile app development, CCTV, DVR, print media and graphic design, and monitored service are some of the many services offered by this company. Developing such websites is difficult since they must work with large amounts of data.

1.5 Reports layout:

The accompanying is the report:

Chapter 1: I have described the Company, how even a Company functions, and the Company's infrastructures.

Chapter 2: I have described the assignment, the impetus for the internship, and the company's beginnings.

Chapter 3: This chapter detailed my everyday activities, events, and challenges.

Chapter 4: The chapter on efficiency, planning, and reflection that I mentioned before.

Chapter 5: I've described the findings and potential future prospects in this chapter.

CHAPTER 02

ORGANIZATION

2.1 Introduction:

Softech BD Ltd is a company based in Bangladesh leading Web Development as well as IT Solution Company since its founded in 2019. More than 100 employee work here. All employee is highly skilled and Professional.

We know men can be an organization by combining materials, rules, events, work. I have seen the presence of all these specialties in this organization.

This is a teaming-based organization. Team works is strictly followed by the team leader and team members. Web developers, web designer work together. The developer's team is responsible for coding, while the front-end design quote says for front end design and indeed the data providers are responsible for data entry into the database.

2.2 Product for Marketing:

Softech BD Ltd very recently but they have Gain the trust of Customers and serving all over the Bangladesh. They have built various websites for colleges and universities, as well as installing CCTV cameras in other establishments. Their services are as follows-

❖ WEBSITE DESIGN AND DEVELOPMENTS

- Web design and implementation
- CMS (Content Management System) Development
- E-commerce application and webpage
- CMS (Content Management System) Development
- Web-based application

❖ CUSTOM SOFTWARE DEVELOPMENT

- ERP Management Systems
- IOMS
- CRM

❖ MODERN SCHOOL SECURITY

- ID Card
- Attendance Machine
- DVR
- SECURITY

2.3 Softech BD Ltd Company Organization Structure:



Figure-2.3.1: Softech BD Ltd. managerial Structure

CHAPTER 03

Internship Roles & Responsibilities

3.1 My Daily Activities and Tasks:

- Month - 1: My placement is at Softech BD Ltd. In its first month, I learn and performs the following tasks:

Introduced to the offices staff and employees to build good relations with colleagues. I have learned professional behavior and office culture.

I learned office procedures and certified behavior. They give a knowledge about what to do with which type of work ignored. They handed over the responsibility of my placement and offered me what I would do.

- Month - 2: I learned the web programming language required to develop a website in the second month. The following activities were taught to me and completed by me:
 - Htm
 - CSS
 - Bootstrap
 - JavaScript
 - jQuery

In the part learn Web Development Topics.

- PHP
- MYSQL
- LARAVEL

I attempted to complete the aforementioned language's fundamental duty. For this result this is a brief internship term, master all of these languages as thoroughly as possible. As a result,

Month – 3: During my three-month assignment, I learnt and accomplished the following responsibilities:

- Consumer service& system Managements.
- Because this web-based program is for a education learning management system, I've done the following:
 - Entry in Databases Client information.

- Enrollment of Teachers.
- Student and Teachers explanation create.
- Online Student Application permitted.
- Expenses Systems.
- Exam Module and Result Module Management Systems.

● Month – 4: During my traineeship at Softech BD Ltd, I learned and performed the following tasks during the last month.:

- As an administration work for e-commerce Software.
- I hold Client categorize.
- Learn knowledge about how to work e-commerce business.
- Understand the relationship between merchants and customers.

3.2 Events and Activities:

As such, it takes very little instant to gain knowledge highly developed web design and development. PHP and others website developments languages need to be learned with patience and undivided attention. I am able to learn the indispensable elements of website design, website development and Design database.

- Entrance of Student Details
- Student explanation create
- Student Application approved by online.
- Payments Module/Fee Collection
- Online/Offline Result Managements
- Administration in an E-commerce Software

3.3 Project Tasks and Activities:

3.3.1 Education Management Web-Software:

Every department in our country is becoming more and more digital. So, there isn't much of a distinction between school and college; both are waiting. Most of the department in our nation has been given a digital makeover.

An education Management System (EMS) digitizes all aspects of an education, from

marketing to admissions, classroom management, HRM, and financial management. It enables you to digitize your campus center day-to-day operations and handle academic, administrative and anti-activities from a on its own platform.

3.3.2 Introduction of to our Webpage:

- Student/Teacher/Admin Sign in Form
- Main page
- List of students
- Student module system
- Attendance Module configuration
- Online Student Application
- Student Fees Modules
- Class Routine
- Notice board
- Online/Offline Exam
- Publish Student Results
- Teacher's Information check
- Teacher's attendance remark
- Admin Dashboard configuration
- Organization Expanses Modules
- Organization all of the employee Monthly Salary Modules
- Books/Library Modules

3.3.3 Our Web Page Details:

Front Page- Every site has a front page or main page it works as a web portal where we found all other page hyperlink attached. The home page must look eye Catching, user friendly and also informative. Our page associated with link of student details section, teacher Administration, Online Student Application page and other in sequence links all together.

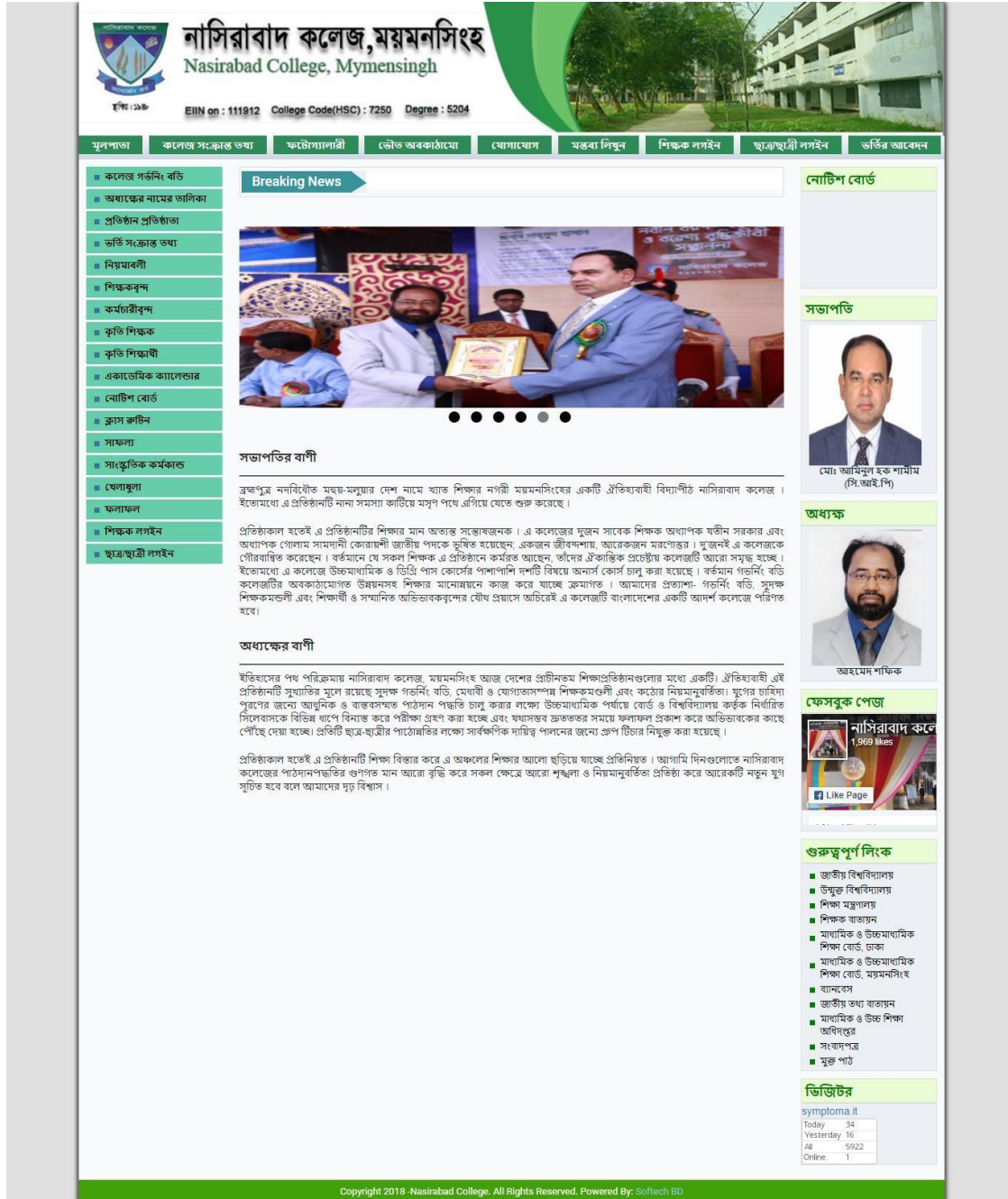


Figure 3.3.3.1: Home Page

Student Information Page: This is the backend page of student information. This page saves student information where the admin can insert student's correct details or if a student's wants to indication on this page. This module helps teachers and college staff reaches accurate information to students. The image is given below:

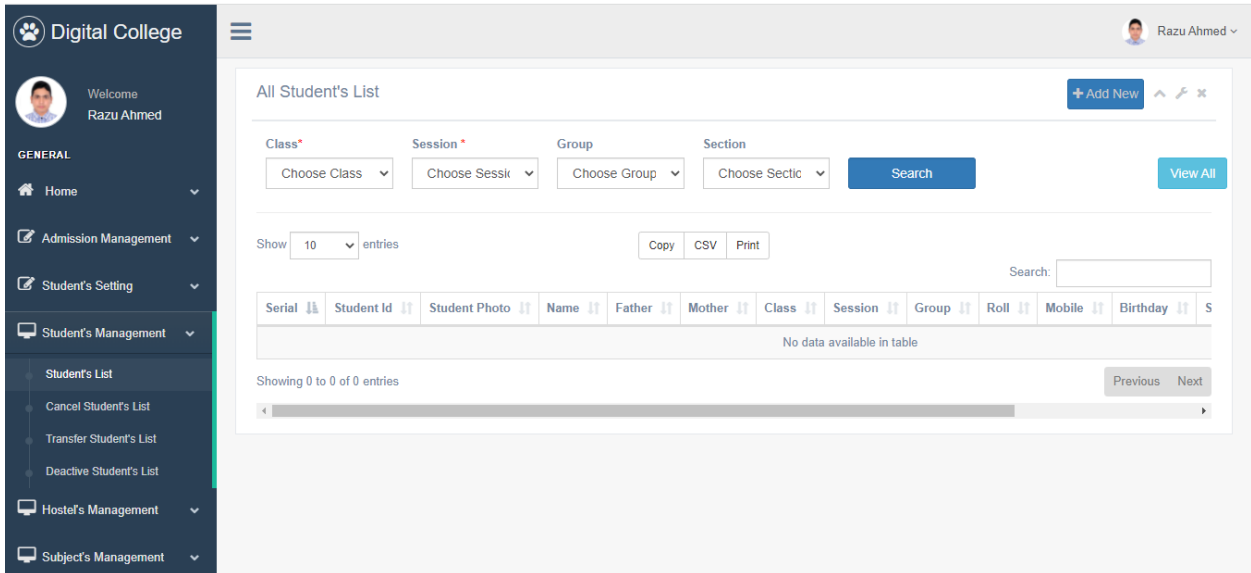


Figure 3.3.3.2: Student Information Page

Student's Signing: This view is the student Sign in page. Student can log in this Form to view payment status, routine and college related other information.




Figure 3.3.3.3: Student Login Page

Student's Details Setting: This is an Admin page where an administrator can be edit student's Settings. There is a quantity of sub-categories in the student setting. An administrator can change subdivisions and their entities to make the site more informative.

The screenshot displays the 'Digital College' Admin interface. On the left is a dark sidebar with a 'GENERAL' section containing menu items: Home, Admission Management, Student's Setting, Student's Management, Hostels Management, Subject's Management, Teacher's Management, Routine Management, and SMS Management. The main content area is titled 'All Class List' and contains a table with 13 rows. Each row has three columns: 'Serial', 'Class name', and 'Action'. The 'Action' column contains a minus sign icon for each row.

Serial	Class name	Action
1	HSC 1st year	-
2	HSC 2nd year	-
3	Honors 1st Year	-
4	Honors 2nd Year	-
5	Honors 3rd Year	-
6	Honors 4th Year	-
7	Degree Pass 1st Year	-
8	Degree Pass 2nd Year	-
9	Degree Pass 3rd Year	-
10	Master Part I	-
11	Master Part (Final) II	-
12	Degree Pass (Private) 1st Year	-
13	Degree Pass (Private) 2nd Year	-

Figure 3.3.3.4 Student details setting

Students' information list views: This environment contains all the Information concerning the students. This page use for administration. Use these views the site admin can get all the about details like ID Role. Phone number, name, parent name, address, payment and result of the specific student. An administrator can insert/alter information in the database.

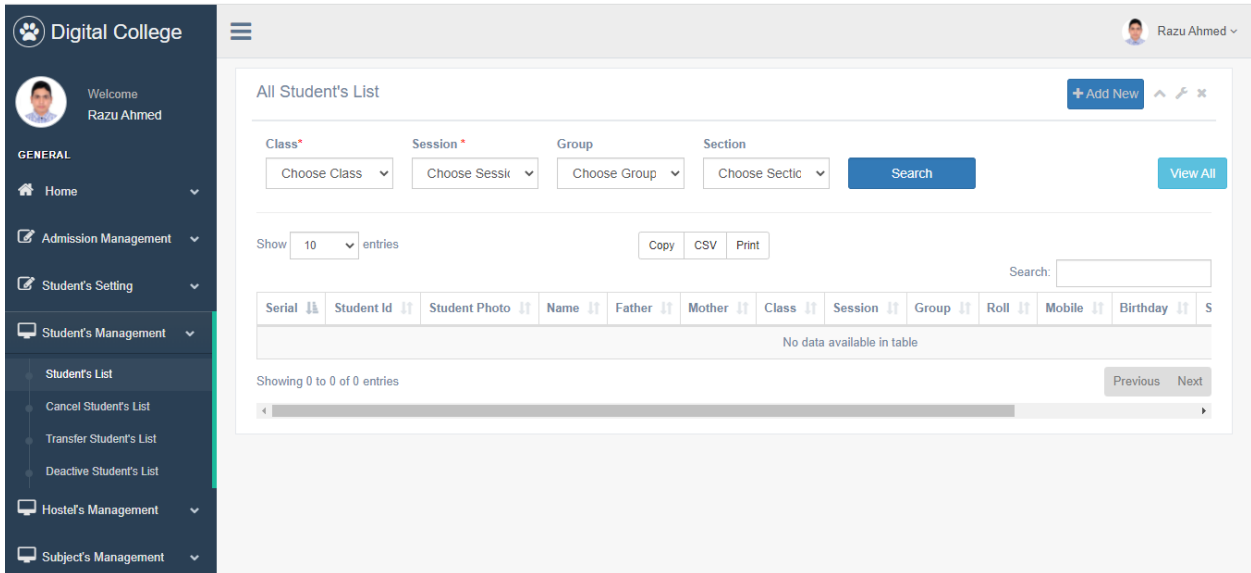


Figure 3.3.3.5 Student's info lists

Student attendance details views:

This form saves student's number present records. This is like ERP system. Teacher can take the student attendance day wisely and input it while roll calling.

Identifier	Name	RFID	2020-06-01		2020-06-02		2020-06-03		2020-06-04		2020-06-05		2020-06-06		2020-06-07		2020
			Entry	Exit	Entry	Exit	Entry	Exit	Entry	Exit	Entry	Exit	Entry	Exit	Entry	Exit	Entry
2019S01F	Fariatul Hazera Urm	0007735844	---	---	---	---	---	---	---	---	---	---	---	---	---	---	---
2019S02F	Mst. Fardina Mehjabin	0008250761	---	---	---	---	---	---	---	---	---	---	---	---	---	---	---
2019S03M	Jobair Hossain	0008232561	---	---	---	---	---	---	---	---	---	---	---	---	---	---	---
2019S04M	Md. Atkur Rahman	0008210550	---	---	---	---	---	---	---	---	---	---	---	---	---	---	---
2019S05M	Md. Shahin Mia	0008223967	---	---	---	---	---	---	---	---	---	---	---	---	---	---	---
2019S06M	MD. RATAN MIA	0007721211	---	---	---	---	---	---	---	---	---	---	---	---	---	---	---
2019S07M	Md. Nur Amin	0006959584	---	---	---	---	---	---	---	---	---	---	---	---	---	---	---
2019S08M	Md Sajjat Hosen Rifat	0008246903	---	---	---	---	---	---	---	---	---	---	---	---	---	---	---
2019S09M	MD. ZAHANGIR ALAM	0005067604	---	---	---	---	---	---	---	---	---	---	---	---	---	---	---
2019S10F	MIM KHATUN	0008213600	---	---	---	---	---	---	---	---	---	---	---	---	---	---	---
2019S11F	NUSRAT ZAHAN SHAMPA	0008242250	---	---	---	---	---	---	---	---	---	---	---	---	---	---	---
2019S12M	MD Zakir Hossain Mullah	0008227004	---	---	---	---	---	---	---	---	---	---	---	---	---	---	---
2019S13M	Hasanur Kausar	0007740612	---	---	---	---	---	---	---	---	---	---	---	---	---	---	---

Figure 3.3.3.6: Student Attendance

Teacher Login form view: Teacher can login this page to see the class schedule, mark entry of student. The teachers can be access to see Student is all of data and can entry their new attendances in this ERP. These pages also provide information of teachers own.




Figure 3.3.3.7: Teachers Login Page

Teacher management Page: teacher management page is frontend page. Guardian, Student or other site visitors can get information like name, The Subject She/he has teaching, phone number etc.

সিরিয়াল	নাম	পদবি	বিভাগ	মোবাইল
1	জনাব আহমেদ শফিক	অধ্যক্ষ	বাংলা	8801913175933
2	জনাব মোঃ জাকির হোসেন	সহকারী অধ্যক্ষ	রাষ্ট্রবিজ্ঞান	8801813149399
3	জনাব শেখ আমজাদ আলী	সহকারী অধ্যাপক	ব্যবস্থাপনা	8801711192670
4	জনাব খোঃ হাফিজুর রহমান	সহকারী অধ্যাপক	হিসাববিজ্ঞান	8801552466582
5	জনাব রেজাউল কবীর	সহকারী অধ্যাপক	মার্কেটিং	8801716676814
6	জনাব মোঃ আজহারুল ইসলাম	সহকারী অধ্যাপক	ইংরেজি	8801715013803
7	জনাব মোহাম্মদ জালাল উদ্দিন	সহকারী অধ্যাপক	ইংরেজি	8801713067985
8	ড. জামাল হোসেন চৌধুরী	পাঠ্যসূচী	কলা ও সাংগঠনিক	8801614089104

Figure 3.3.3.8: Teachers Management Page

Teachers' administration Page (Admin): This view form access only for admin. Where An Admin can be in charge of teacher's all of data from this Section. When append new teacher to the database or editing existing teachers in order.

Serial	Photo	Teacher ID	Name	Mobile	Email	Subject	Action
105		NC-OA-005	Ashik Mia	01713226863	mimazu.07@gmail.com		View Edit Delete
100		NC-OA-001	Ahmed Shafiq	01913175933	ashafiq72@gmail.com		View Edit Delete
104		NC-OA-004	Nurul Islam	000004	ni@gmail.com		View Edit Delete
113		NC-OA-013	Md. Joynal Abedin	000005	mja@gmail.com		View Edit Delete
104		NC-OS-0005	Md. Shafiqul Islam	000007	msf@gmail.com		View Edit Delete
134		NC-OS-034	Md. Kabir Hossen Sagar	000008	mks@gmail.com		View Edit Delete

Figure 3.3.3.9: Teachers Management views (Admin)

Teachers Attendance Page: an admin and Principal of the college control this Page. It is important to keep records because sometimes teacher salaries can vary upon their attendance.

Identifier	Name	RFID	2020-06-01		2020-06-02		2020-06-03		2020-06-04		2020-06-05		2020-06-06		2020-06-07		2020
			Entry	Exit	Entry	Exit	Entry	Exit	Entry	Exit	Entry	Exit	Entry	Exit	Entry	Exit	Entry
	জনাব মোঃ আকির হোসেন		---	---	---	---	---	---	---	---	---	---	---	---	---	---	---
	জনাব আব্দেদ শফিক		---	---	---	---	---	---	---	---	---	---	---	---	---	---	---
	জনাব শেখ আমজাদ আলী		---	---	---	---	---	---	---	---	---	---	---	---	---	---	---
	জনাব খোঃ হফিজুর রহমান		---	---	---	---	---	---	---	---	---	---	---	---	---	---	---
	জনাব মোঃ আজহারুল ইসলাম		---	---	---	---	---	---	---	---	---	---	---	---	---	---	---
	জনাব মোহাম্মদ জালাল উদ্দিন	n/a	---	---	---	---	---	---	---	---	---	---	---	---	---	---	---
	জনাব মোঃ আব্দুল করিম		---	---	---	---	---	---	---	---	---	---	---	---	---	---	---
	জনাব মোঃ মোশাররফ হোসাইন		---	---	---	---	---	---	---	---	---	---	---	---	---	---	---
	জনাব মোঃ মাহবুবুল আলম		---	---	---	---	---	---	---	---	---	---	---	---	---	---	---

Figure 3.3.3.10: Teachers Attendances view's (Admin)

Online Student's Application Form:

This views page helps student and guardian to be appropriate online admission. While a student's paid the admittance amount through bank, they get a reference digit. The reference number has to submit in this page with other information then the application process is done.

Online Application Form

Payment Information

Receipt No : Payment Amount :

Basic Information

Applicant Name : Gender :

Father Name : Mother Name :

Birthday : Religion :

Blood Group : Nationality :

Marital Status : Care Of :

Gradian Mobile : Personal Mobile :

Figure 3.3.3.11: Student Admission Online

Student Online admission page

Digital College

Welcome Razu Ahmed

GENERAL

- Home
- Admission Management
- Online Application's
- Student's Setting
- Student's Management
- Hostel's Management
- Subject's Management
- Teacher's Management
- Routine Management

All Applicant Student's List

Class* Session* Group Section

Show entries

Search:

Serial	Photo	Application Id	Name	Year	Session	Group/Department	Section	Roll	Action
No data available in table									

Showing 0 to 0 of 0 entries

Figure 3.3.3.12: Student Admission Online (Backend)

Routine Management: In this page student, teacher, guardians can view the students class routine which is provide by the college management.

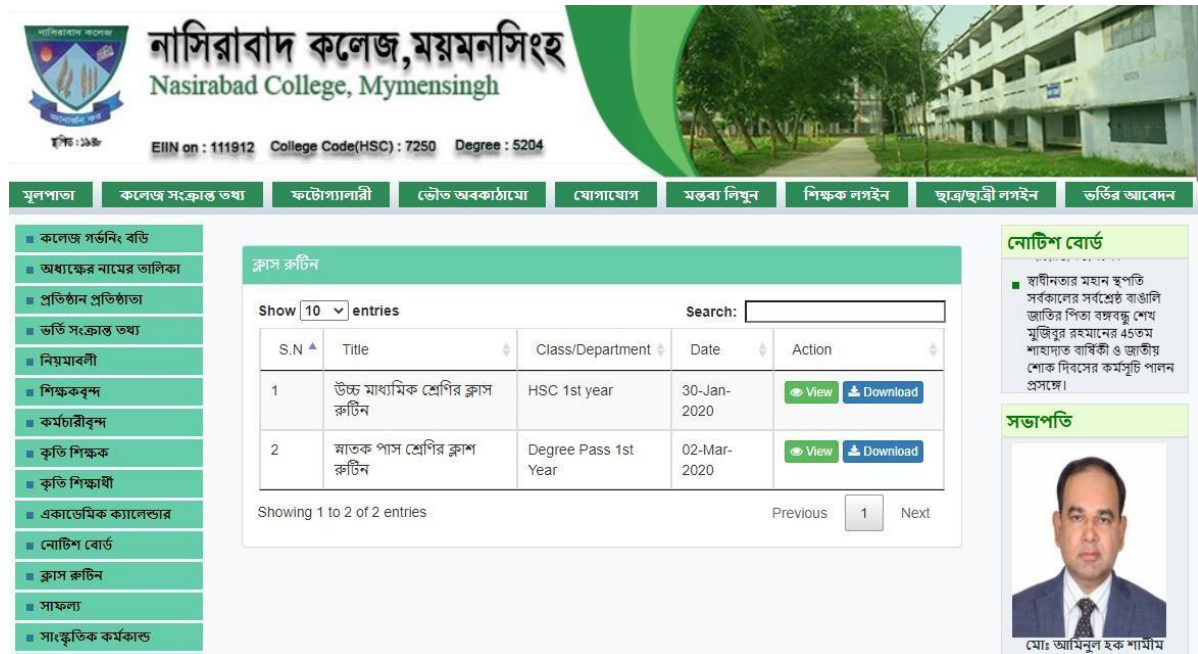


Figure 3.3.3.13: Class Routine Management Page

At the request of the authorities, an administrator can publish new routines, amend routine records, and remove old routines.

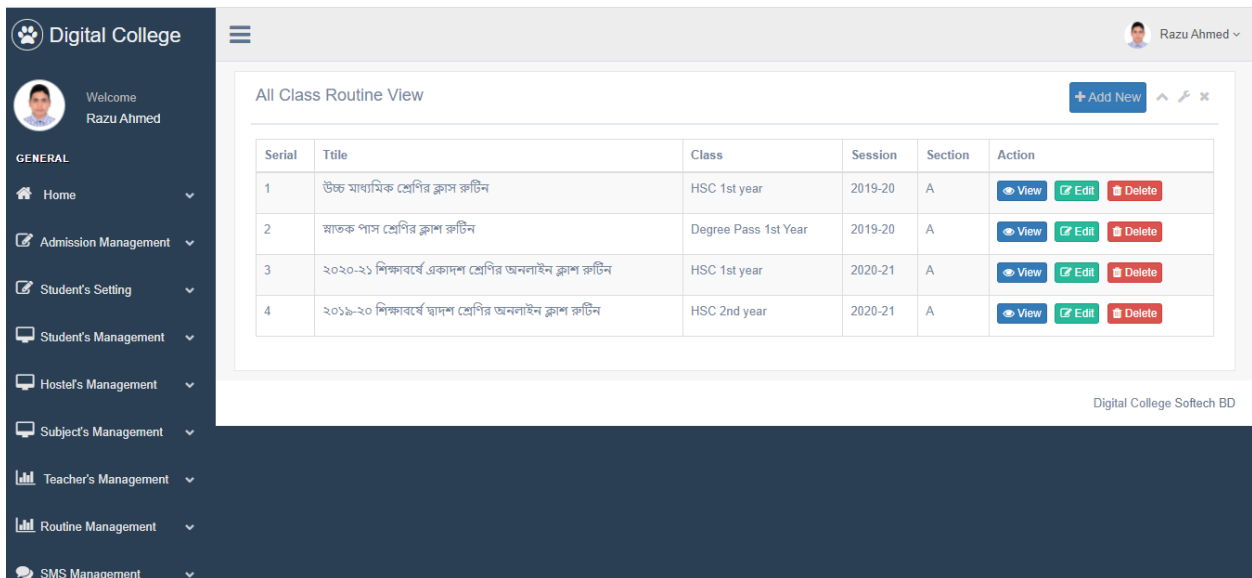


Figure 3.3.3.14: Class Routine manage by organization (Backend)

Exam supervision (Backend): The Exam Task Management page is designed to conduct tests. This page contains test names, test dates and test Protocols. Summary Mark, Mark Entry, and Show Mark are a few of the subpages on this page.

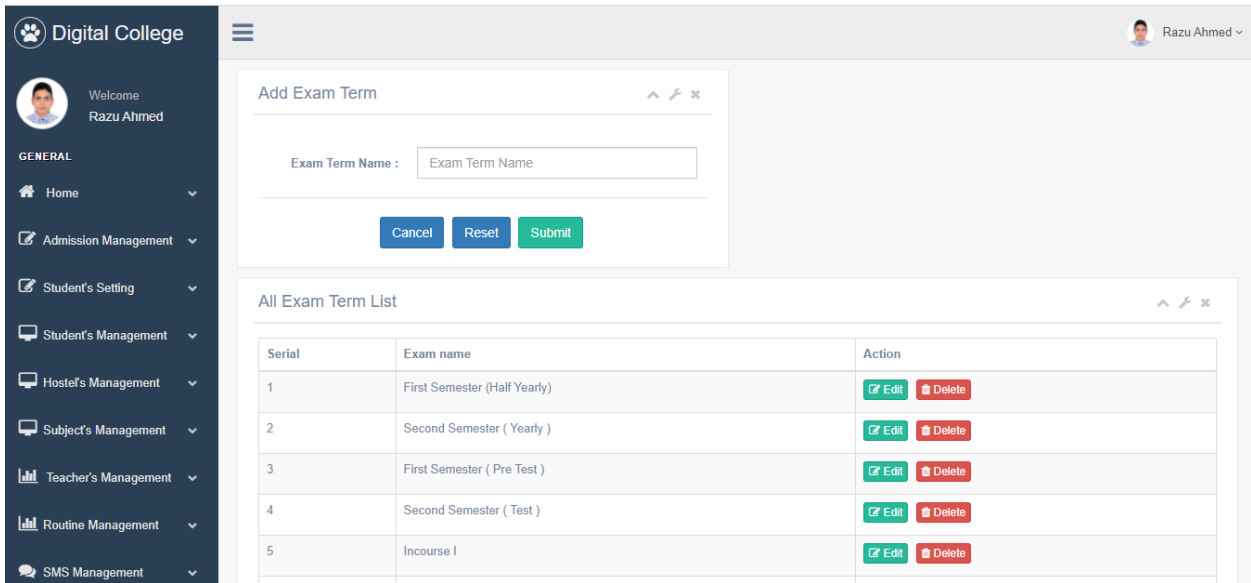


Figure 3.3.3.15: Page for Exam Administration

Mark Entries:

On these views a teachers or administrator can scratch the entry in the results database, so that students can see their results after the results are published.

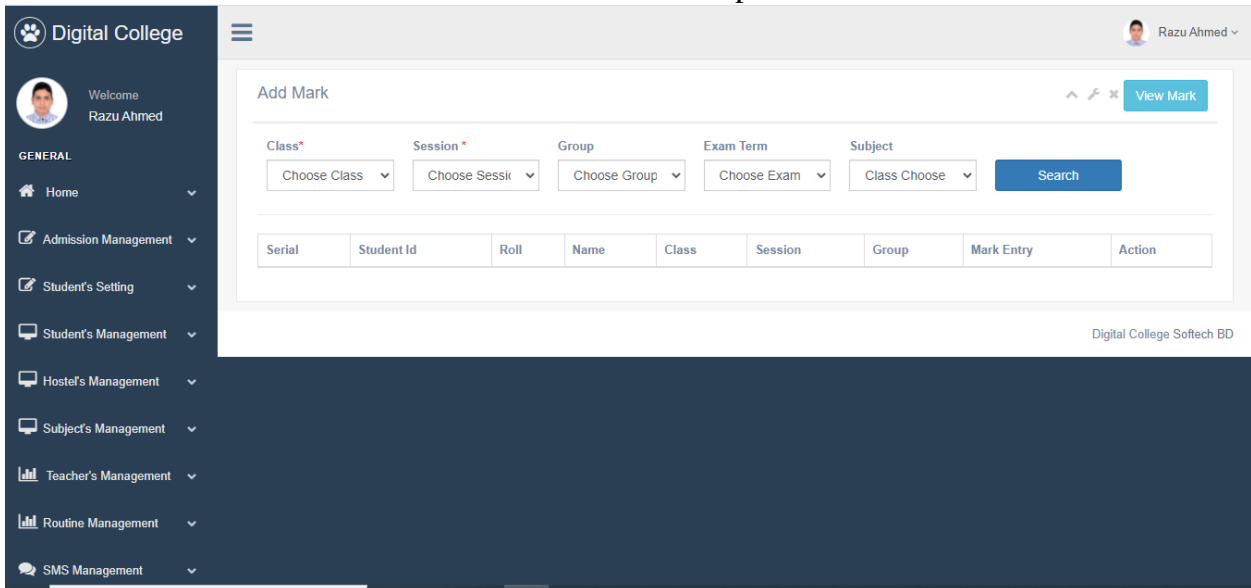


Figure 3.3.3.16: Page for mark entry

System for Managing Papers (Backend):

This section offers testimonials that may be printed. Upload to the database is the default format for admissions and testimonials. When a student must send up a paper in this manner, they must provide the roll number, and the name will be printed by the printers.

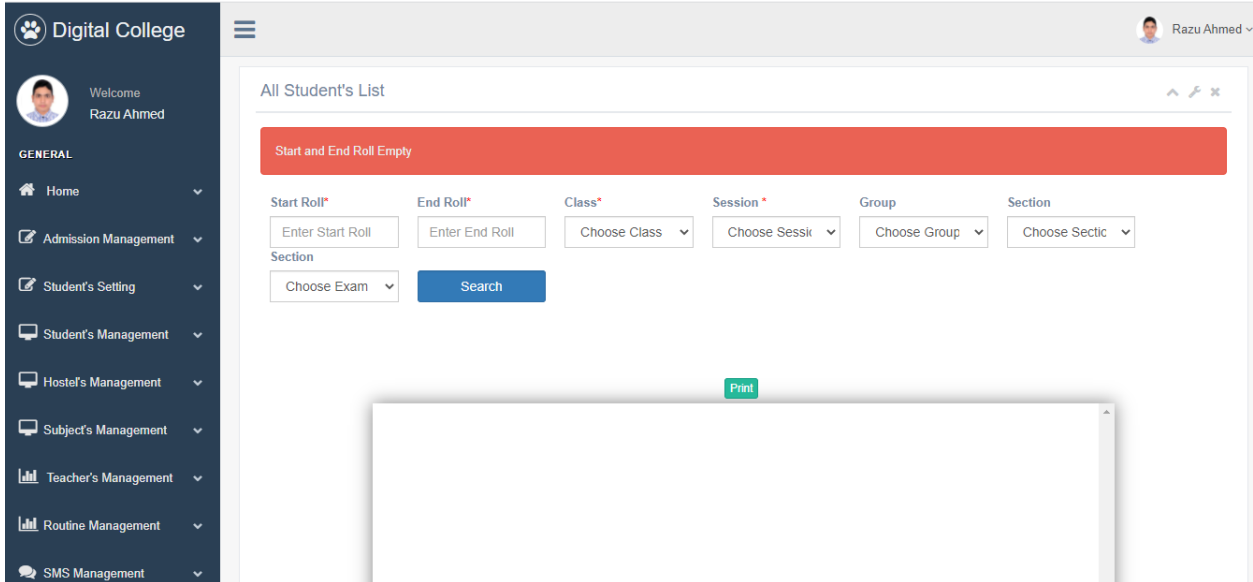


Figure 3.3.3.17: Paper Management

Backend SMS Management:

An administrator can use this system to send a direct SMS to a specific phone number to tell students about their class, results, and other important information. An administrator has the ability to throw SMS to a specific class or student. This program also assists in informing parents about their children's absences. This page has the ability to send any message to all instructors and staff.

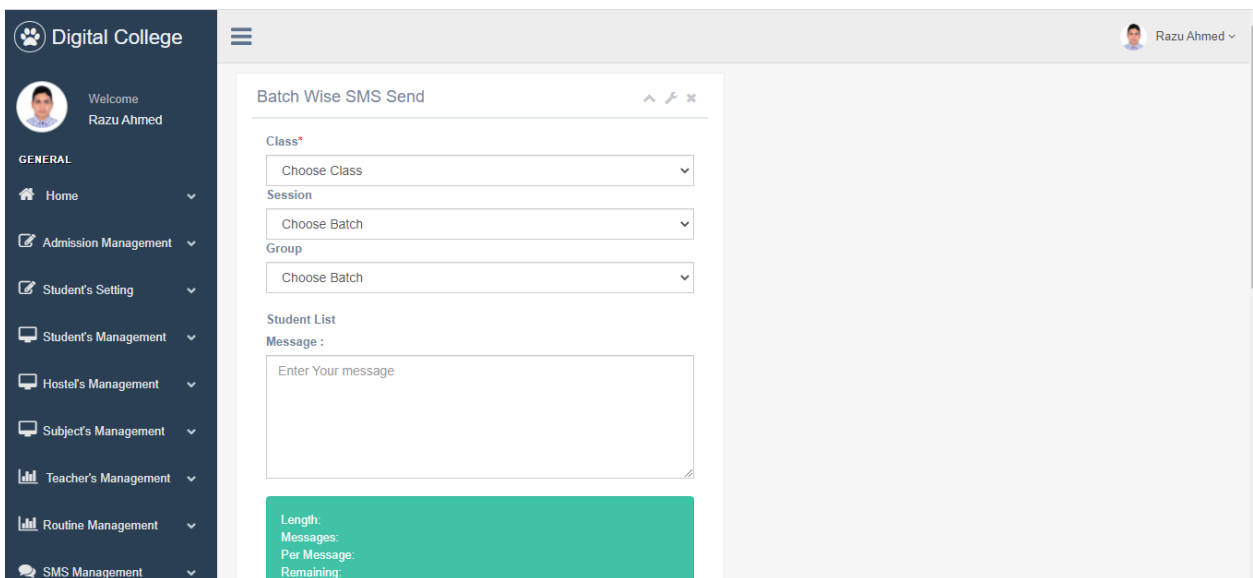


Figure 3.3.3.18: SMS Management

Notice Management Page(Frontend): When Admin upload there Notice in admin panel then it will be show frontend notices page then below picture look likes.

The screenshot shows the front-end of the Notice Management Page for Nasirabad College, Mymensingh. The page layout includes a header with the college's logo and name, a navigation menu with options like 'মূলপাতা', 'কলেজ সংক্রান্ত তথ্য', and 'নোটিশ বোর্ড'. The main content area is titled 'নোটিশ বোর্ড' and displays a table of notices. The table has columns for S.N, Title, Date, and Action. The notices listed are:

S.N	Title	Date	Action
1	স্বাধীনতার মহান স্থপতি সর্বকালের সর্বশ্রেষ্ঠ বাঙালি জাতির পিতা বঙ্গবন্ধু শেখ মুজিবুর রহমানের 45তম শাহাদাত বার্ষিকী ও জাতীয় শোক দিবস যথাযথ মর্যাদায় উদযাপনের লক্ষ্যে অন-লাইনভিত্তিক রচনা প্রতিযোগিতা আয়োজন প্রসঙ্গে।	13-Aug-2020	View Download
2	জাতীয় শোক দিবস ২০২০ উপলক্ষে দেশব্যাপী অনলাইন ভিত্তিক সাংস্কৃতিক প্রতিযোগিতা আয়োজন প্রসঙ্গে।	13-Aug-2020	View Download
3	স্বাধীনতার মহান স্থপতি সর্বকালের সর্বশ্রেষ্ঠ বাঙালি জাতির পিতা বঙ্গবন্ধু শেখ মুজিবুর রহমানের 45তম শাহাদাত বার্ষিকী ও জাতীয় শোক দিবসের কর্মসূচি পালন প্রসঙ্গে।	13-Aug-2020	View Download
4	অনলাইন ক্লাশে যোগদান এবং সেশন চার্জ ও কলেজের বকেয়া পাওনাধি পরিশোধ প্রসঙ্গে।	13-Aug-2020	View Download
5	অনলাইন ক্লাসের জন্য নাসিরাবাদ কলেজ নামক আইডিতে যুক্ত হওয়া প্রসঙ্গে।	23-Apr-2020	View Download
6	গণপ্রজাতন্ত্রী বাংলাদেশ সরকারের ঘোষণার প্রেক্ষিতে আগামি ৩১.০৩.২০২০ তারিখ পর্যন্ত হোস্টেল বন্ধ প্রসঙ্গে।	17-Mar-2020	View Download
7	গণপ্রজাতন্ত্রী বাংলাদেশ সরকারের ঘোষণার প্রেক্ষিতে আগামি ৩১.০৩.২০২০ তারিখ পর্যন্ত কলেজ বন্ধ প্রসঙ্গে।	17-Mar-2020	View Download
8	১৮-৩১ মার্চ, ২০২০ খ্রি. তারিখ পর্যন্ত সকল ধরনের শিক্ষা প্রতিষ্ঠান বন্ধ রাখা প্রসঙ্গে।	17-Mar-2020	View Download
9	জাতীয় বিশ্ববিদ্যালয়ের অধীনে ৩১ শে মার্চ ২০২০ তারিখ পর্যন্ত অন্তিমিতব্য সকল পরীক্ষা অনিবার্য কারণবশত স্থগিত করা হয়েছে।	17-Mar-2020	View Download
10	জাতির পিতা বঙ্গবন্ধু শেখ মুজিবুর রহমানের জন্মশতবার্ষিকীর পরিবর্তন অনুষ্ঠানমালা।	15-Mar-2020	View Download

The page also features a sidebar with navigation options and a right-hand panel with a 'নোটিশ বোর্ড' section, a 'সভাপতি' section with a photo of Md. Aminul Hossain, and an 'অধ্যক্ষ' section with a photo of Md. Ahamed Shafiq. There is also a 'ফেসবুক পেজ' section with a Facebook post from Nasirabad College.

Figure 3.3.3.19: Notice Management Page

Notice Management Page (Backend): In our software have notices management system. Admin can upload Various type of Notices using our Software.

The screenshot shows the 'All Notices List' page in the Digital College backend. The interface includes a sidebar with navigation options and a main content area with a table of notices. The table has columns for 'Serial' and 'Title'. There are 9 entries listed, each with a unique title in Bengali.

Serial	Title
1	ক্লাস সংক্রান্ত নোটিশ
2	স্নাতক শ্রেণির ক্লাস রুটিন
3	হোস্টেল খোলার নোটিশ
4	২০১৯-২০ শিক্ষাবর্ষে দ্বাদশ শ্রেণির শিক্ষার্থীদের URVS Unique Identification Number (UID) ফরম পূরণ সংক্রান্ত জরুরি নোটিশ
5	২০১৬-২০১৭ সেশনের অনার্স ৪র্থ বর্ষের ইনকোর্স পরীক্ষা ২০২০ এর সময়সূচী
6	২০২১ সালের উচ্চমাধ্যমিক সার্টিফিকেট (এইচএসসি) পরীক্ষার সময়সূচী
7	২০২০ সালের অনার্স ৪র্থ বর্ষ পরীক্ষার (নিয়মিত, অনিয়মিত ও গ্রেড উন্নয়ন) ফরম পূরণের নোটিশ
8	২০২০ সালের অনার্স ৪র্থ বর্ষ পরীক্ষার ফরম পূরণে বিশ্ববিদ্যালয় কর্তৃক ধার্যকৃত ফি এর বিবরণী(বিষয় : বাংলা, ইং, ইতিহাস ও সংস্কৃতি, রাষ্ট্রবিজ্ঞান, অর্থনীতি, হিসাববিজ্ঞান, ব্যবস্থাপনা
9	২০২০ সালের অনার্স ৪র্থ বর্ষ পরীক্ষার ফরম পূরণে বিশ্ববিদ্যালয় কর্তৃক ধার্যকৃত ফি এর বিবরণী (বিষয় : সমাজকর্ম)

Figure 3.3.3.20: This page for Notice Management (Backend)

Gallery (Frontend): When admin can upload photo gallery then it will be show frontend gallery pages. Below pictures look likes.

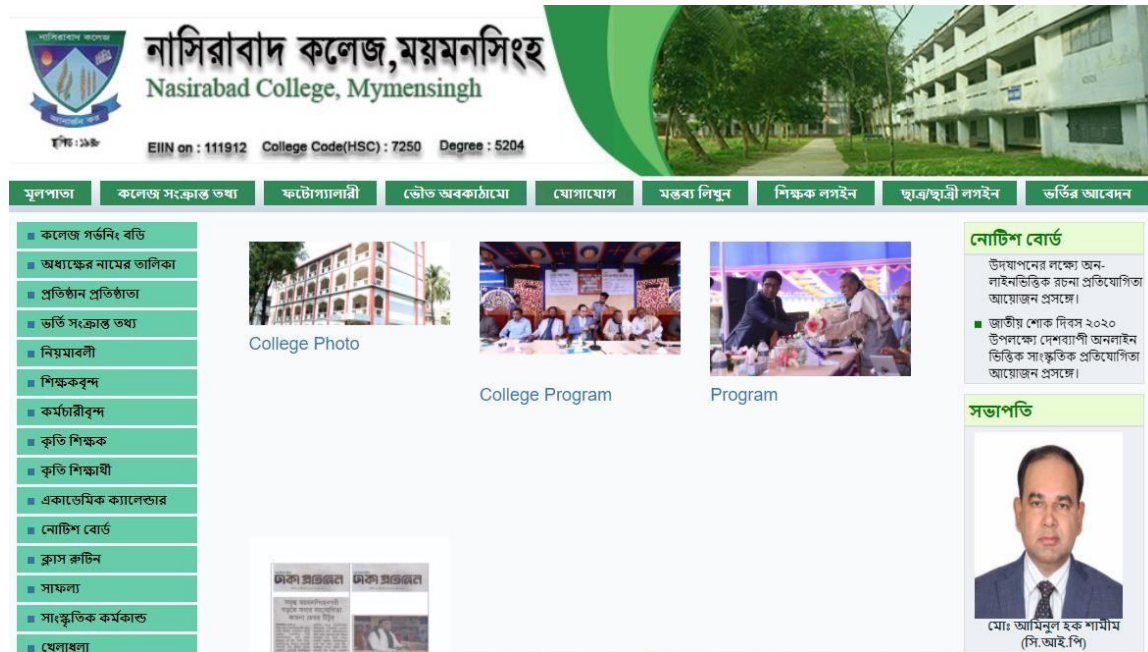


Figure 3.3.3.21: Gallery (Frontend)

Gallery (Backend): Photo gallery in our Software. Admin can upload multiple photos in our Software.

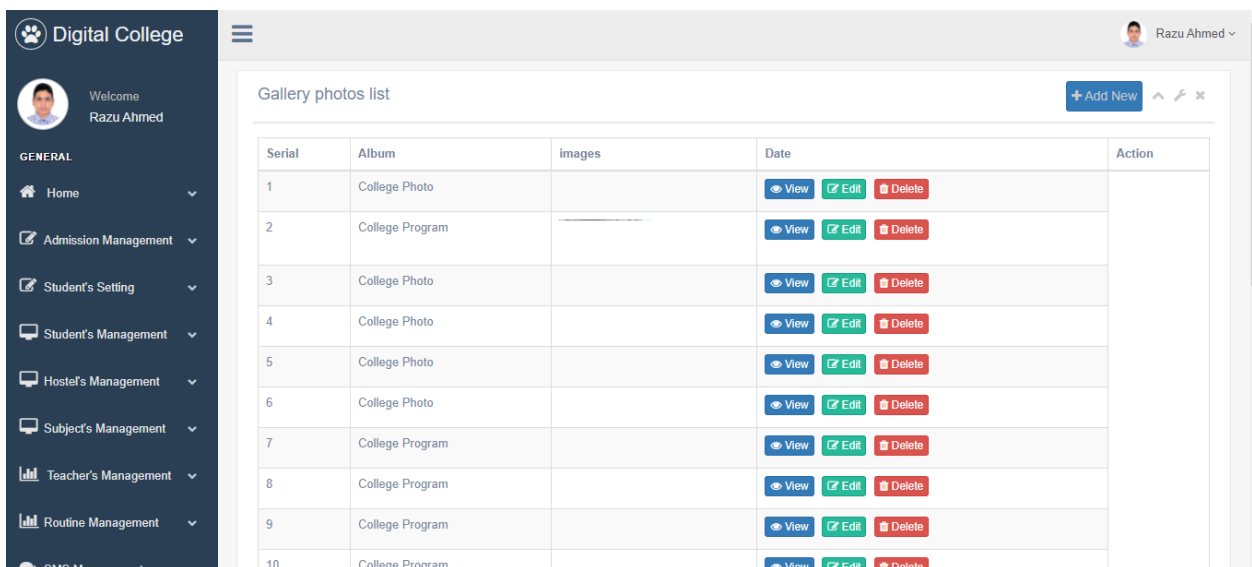


Figure 3.3.3.22: Photo Gallery (Admin/Backend)

Admin Login: The login page is located below. This login form allows admins to access the admin dashboard by entering a user name and password.



Figure 3.3.3.23: Software Administration login

Admin console Main Page: This view use for admin panel. This side call management Dashboard. Here have few summery of software modules total students, total application, total teachers and student payment balances and due collection amount and SMS balances.

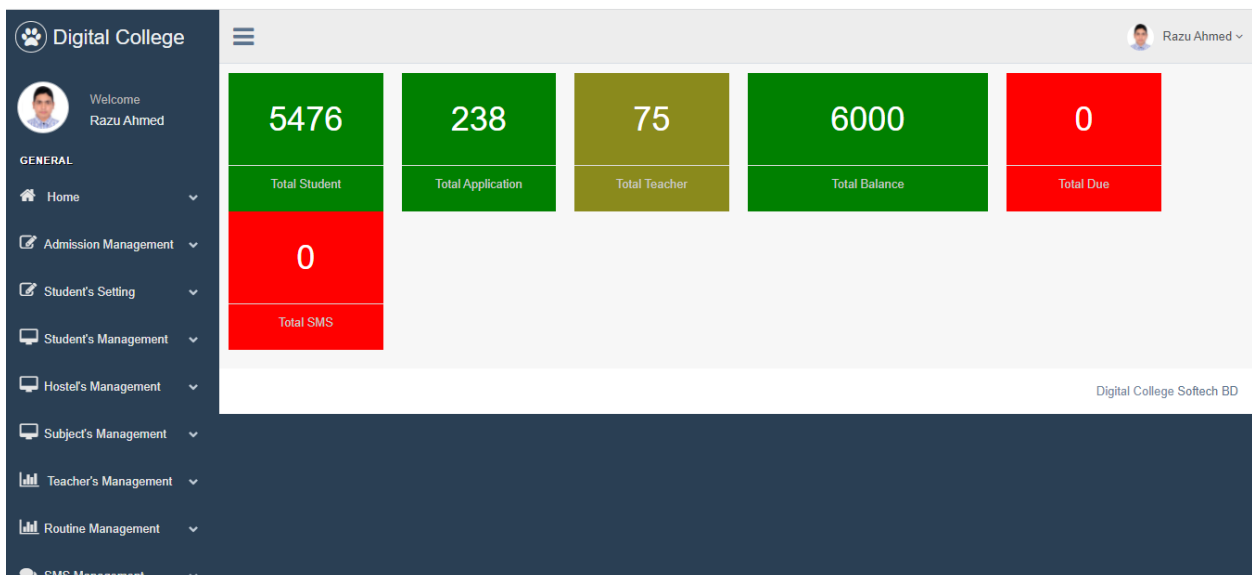


Figure 3.3.3.24: Admin dashboard

Student's imbursement Module (Backend): In this section our Software work on student payment system.

Here has student payment fee category list also facilities to add new fees category, list view in category and edit fee categories.

Also, you can change status fee category status one of active and deactivate.

The screenshot displays the 'Fee Category List' interface. The table contains the following data:

Serial	Name	Class	Session	Amount	Status	Date	Action
1	Hons First Year Payments	Honors 2nd Year	2018-19	10400	Active	Mon - Oct - 2021 23:45 PM	Edit Delete

Figure 3.3.3.25: Student payment

Expense page (Backend): In our software have daily expense entry facilities. First off need to upload or entry category of expense then need to entry expense by expense category. In this section admin can filtering data and filtering expense date base.

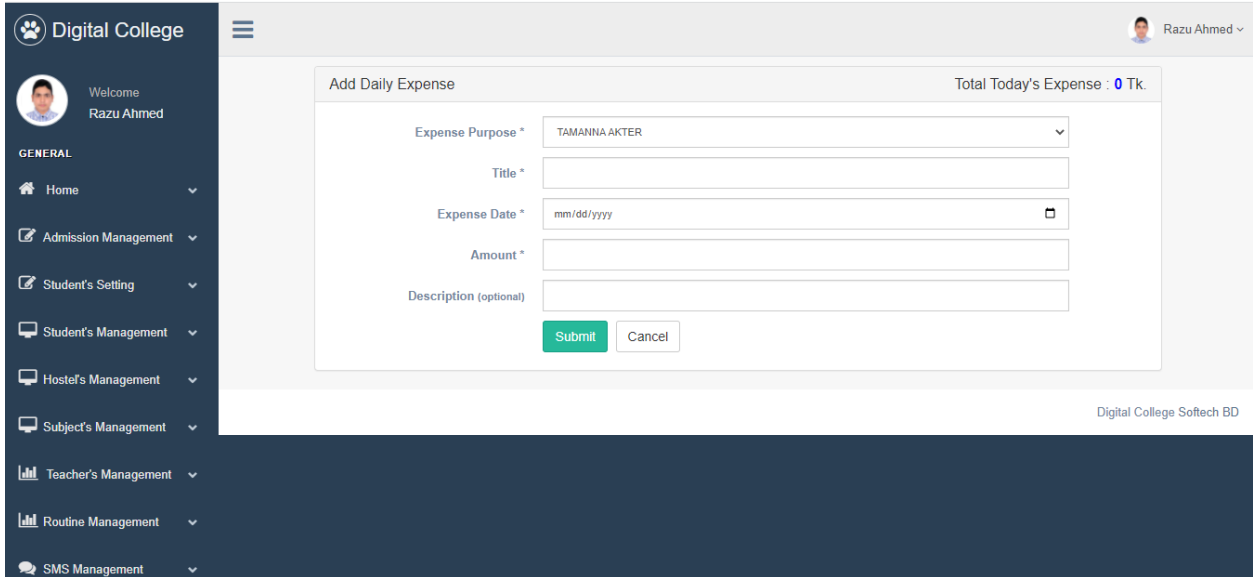


Figure 3.3.3.26: Expanse page

Salary Management Page: Our Software Provide college teacher Salary Management systems. In this section they can provide teacher salary monthly basic.

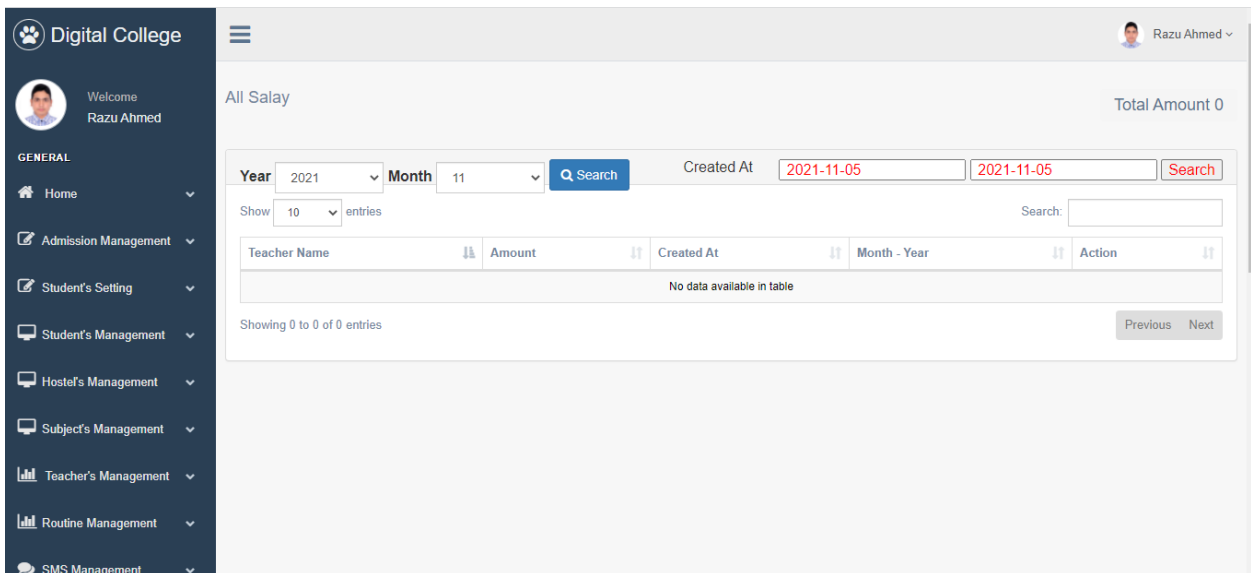


Figure 3.3.3.27: Teacher's salary Module Page

System for Managing Libraries: In this section collage manage their library management system and delivery book and collect book form students.

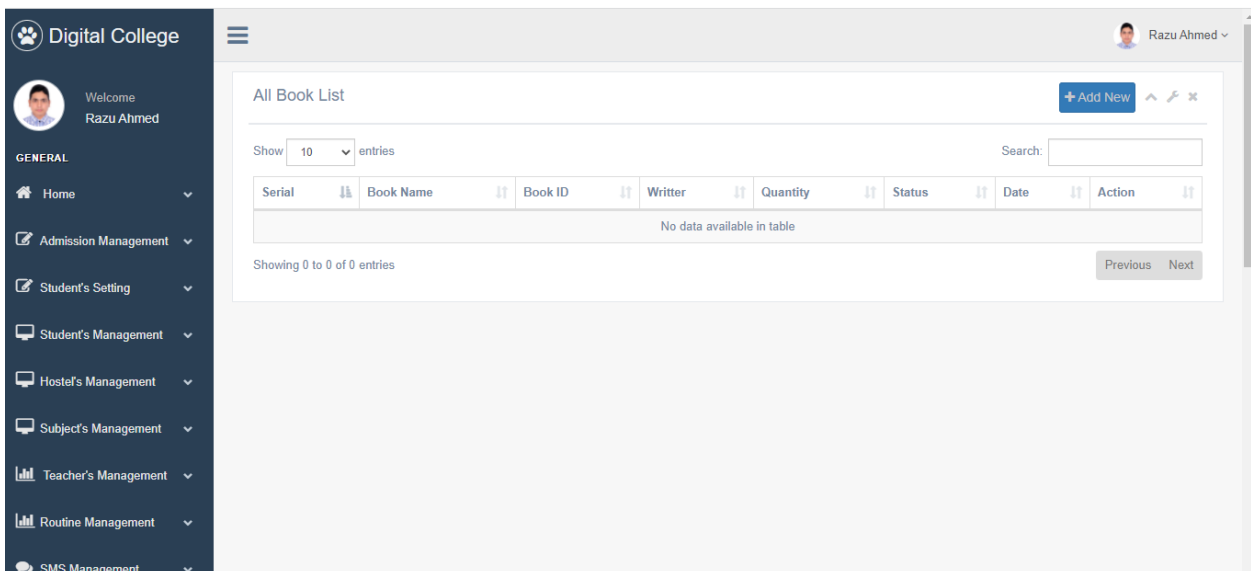


Figure 3.3.3.28: Book/Library executive Page

3.4.1 E-Commerce Tools:

Managing is an e-commerce one of the most difficult works. I learned about ecommerce site managing to know about e-commerce business. E-commerce sites require each hour of maintenance. Update pricing, manage promotions, customer support - the list goes on.

- Web-Site and Inventory Software
- Maintenances involved in managing Inventory System
- Innovative Product Entry
- Products Delivery Tracking

• Refund/return/exchange Policy • Order Managements

3.4.2 E-Commerce Platforms:

Although during COVID-19 epidemic, we are becoming increasingly reliant on the online market. Humans can't go to the place to bring stuff, so they purchase from an online marketplace and have their products delivered to their window.

This time e-commerce business is becoming much more popular from than local business. A good number of companies create their own ecommerce websites and they try to sell their products through home delivery. Since, there is no need for showroom for e-commerce site, starting a business with investment is a good kick start for a businessman.

E-commerce solutions are creating new ways to make the e-commerce site more user friendly and attractive for the customer. Already in Bangladesh there are many e-commerce Site which are making handsome profit and ecommerce site determination the money-making for Business owner.

3.5 Challenges:

- Cyber security in the Web Industry
- Regular client base Software Updates
- Daily Software Maintenance
- Customer Support and updates
- Customers Experiences
- Competition in market
- Order Fulfillment to works

CHAPTER 4

COMPETENCIES

4.1 Competencies:

4.1.1. BOOTSTRAP/HTML/CSS

HTML is a markup language for documents that are intended to be displayed on a web page. Other scripting languages, like as CSS and JavaScript, can help with this, making the page more appealing to the eye.

Bootstrap is a based on open CSS framework both front web development that is responsive and mobile-first. It offers design templates for typography, buttons, forms, navigation, and other interface components that are based on CSS and JavaScript.

External style sheets are a type of style sheet that describes the appearance of a document expressed in a markup language such as HTML. CSS is an essential component of HTML, JavaScript, and the World Wide Web.

4.1.2 JavaScript

JavaScript is popular language. It was makes easy to development any site and it will be work smoothly JavaScript is a high-level programming language that is frequently compiled just-in-time and is multi-paradigm.

4.1.3 Laravel

Taylor Atwell created Laravel, a freely, expansive PHP web architecture that employs the methodology application architecture and is meant for the creation of Symphony-based web applications.

CHAPTER 05

Conclusion and Future Career & Scope

4.1 Conclusion and Discussion:

I have gained sufficient knowledge and expertise in Web Development. I believe that learning about professional life is so valuable that I would not have been able to do so without an internship.

A website design chain exists that makes a website more accessible. Creating a website involves extensive study and dedication. When a customer asks you to build a website for them, part of the plan comes first. Developers create a working plan based on the demands of the customer. And then on to the potential solutions. The most significant subject for client happiness is the concept sector. The design part of a web application attracts visitors; thus, developers aim to make it appealing to entice. The final section is about code and progression, which is a crucial topic. Following development, certification and launch are the following processes. Launching a browser is a more time-consuming task.

Forever I've had the pleasure of interviewing with a few highly competent web developers and have learned a great deal from them. I was offered the finest internship opportunity at this company. However, I must improve my efficiency by putting what I've learnt into practice. I intend to learn about software development in advance in order to pursue a job in the field.

4.2 Future Career & Scope:

Every project is trying forward to develop their company website design on this day. As a result, designers and developers will have a lot of options today and in the future.

According to this, after completing my education, I will be required to enter the actual world of job. Bangladesh has a reputation for being a jobless country. I took an internship in a web application to get experience and prepare for future prospects. There is a lot of competitors for competent employees in these areas. Finding the ideal job is extremely difficult for job seekers.

References

- [1] About Daffodil International University, Available at, <https://daffodilvarsity.edu.bd/>, Last Access on [2 Sep '2021 at 10:00pm].
- [2] About Softech BD limited, available at <http://www.softech.com.bd/> , Last Access on [15 Sep '2021 at10:00pm]
- [3] About web-development, Available at, https://en.wikipedia.org/wiki/Web_development, last Access on [20 Sep '2021 at 11:00pm]
- [4] Get Concept about Mail Server, https://www.centos.org/docs/5/html/Deployment_Guide-en-US/ch-email.html, Last Access on [23 sep 2021, 11:00am]
- [5] Get Concept About backend Server, https://www.samba.org/samba/docs/using_samba/ch01.html, Last Accessed on [27 Sep 2021 , 10:00 am]
- [6] Get annual report knowledge, <https://www.annualreports.com/HostedData/AnnualReports>, Last Accessed on [30 Sep 2021 , 02:00 pm]
- [7] Get Concept About Web design :<https://classiccomputers.info/your-access-to-this-site-has-been-limited/> Last Accessed [03 October 2021 , 03:00 pm]
- [8] Concept about web development: <https://classiccomputers.info/your-access-to-this-site-has-beenlimited/>. Last Accessed [06 October 2021, 10:00 pm]

APPENDICES

Appendix A: Internship Reflection

The major goal of an internship in a professional context is to discover a reasonable Approach to the global challenge of information application in the classroom. Usually, I use proper organizational etiquette to complete the exercises. I know how to speak with colleagues, how bonds are formed, how it is formed, how decisions are allowed to share, how to understand the culture of a large role, and how much responsibility and responding to the Organization. This is another chance to expand your network of professional supervisors and develop professional contacts. Learn to master one-of-a-kind capabilities and affection in the workplace, as well as new information, skills, and decision-making abilities to modify and construct strategies. Goes. Needless to say, a post-internship evaluation and a post-internship evaluation in person provide the chance to provide professional opinion. My priceless talent for putting the internship experience into practice is. Preparation to exist in a multicultural context, leadership, and service is three of my most significant gifts for putting the internship placement into practice.

Appendix B: Company Information



Head Office

Name	SOFTECH Bangladesh
Address	Dhaka Office: 91/4 6th Floor, Indira Road, Farmgate, Dhaka-1215 Mymensingh Office: Rampolla road Corpora, Saddar, Mymensingh.
Telephone	+88 01826 998 998
E-mail	info@softech.com.bd
Website	www.softech.com.bd
Type of Organization	Software Company
Employees	100

Internship on Website Design and Development

ORIGINALITY REPORT

7 %	6 %	0 %	1 %
SIMILARITY INDEX	INTERNET SOURCES	PUBLICATIONS	STUDENT PAPERS

PRIMARY SOURCES

1	dspace.daffodilvarsity.edu.bd:8080 Internet Source	5 %
2	Submitted to Laguna State Polytechnic University Student Paper	1 %
3	Submitted to University of Greenwich Student Paper	1 %
4	www.swayaminfotech.com Internet Source	<1 %

Exclude quotes Off

Exclude matches Off

Exclude bibliography Off