

WORKING AS WEB UI DEVELOPER AT TECHTRIX TECHNOLOGIES

BY

ANANNA SAHA

ID: 163-15-8342

This Report Presented in Partial Fulfillment of the Requirements for the
Degree of Bachelor of Science in Computer Science and Engineering

Supervised By

Ahmed Al Marouf
Lecturer
Department of CSE
Daffodil International University

Co-Supervised By

Shah Md. Tanvir Siddiquee
Assistant Professor
Department of CSE
Daffodil International University



DAFFODIL INTERNATIONAL UNIVERSITY

DHAKA, BANGLADESH

7th December 2019

APPROVAL

This Project/internship titled “**Working as Web UI Developer**” submitted by Ananna Saha ID No: 163-15-8342 to the Department of Computer Science and Engineering, Daffodil International University has been accepted as satisfactory for the partial fulfillment of the requirements for the degree of B.Sc. in Computer Science and Engineering and approved as to its style and contents. The presentation has been held on 7th December.

BOARD OF EXAMINERS



Dr. Syed Akhter Hossain
Professor and Head
Department of Computer Science and Engineering
Faculty of Science & Information Technology
Daffodil International University

Chairman



Md. Zahid Hasan
Assistant Professor
Department of Computer Science and Engineering
Faculty of Science & Information Technology
Daffodil International University

Internal Examiner



Sadekur Rahman
Assistant Professor
Department of Computer Science and Engineering
Faculty of Science & Information Technology
Daffodil International University

Internal Examiner



Dr. Dewan Md. Farid
Associate Professor
Department of Computer Science and Engineering
United International University

External Examiner

DECLARATION

I hereby declare that, this internship has been done by me under the supervision of **Ahmed Al Marouf, Lecturer, Department of CSE** Daffodil International University. I also declare that neither this internship nor any part of this project has been submitted elsewhere for award of any degree or diploma.

Supervised by:



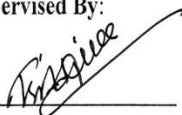
Ahmed Al Marouf

Lecturer

Department of CSE

Daffodil International University

Co-Supervised By:




Shah Md. Tanvir Siddiquee

Assistant Professor

Department of CSE

Daffodil International University

Submitted by:



Ananna Saha

ID: 163-15-8342

Department of CSE

Daffodil International University

ACKNOWLEDGEMENT

First I express my heartiest thanks and gratefulness to almighty God for His divine blessing makes me possible to complete the final year internship successfully.

I really grateful and wish my profound indebtedness to Supervisor **Md. Ahmed Al Marouf, Lecturer**, Department of CSE Daffodil International University, Dhaka. Deep knowledge & passionate interest of my supervisor in the field of Web UI Development to carry out this internship. His endless patience, scholarly guidance, continual encouragement, constant and energetic supervision, constructive criticism, valuable advice, reading many inferior draft and correcting them at all stage have made it possible to complete this internship. Without his hard and soul work and support this internship could not grow up to this level of development.

I would like to express my heartiest gratitude to **Dr. Syed Akhter Hossain** professor and Head, Department of CSE, for his kind help to finish my internship and also to other faculty member and the staff of CSE department Of Daffodil International University.

I would like to thank all of my course mate in our university who support me to complete this course work.

Finally, I must acknowledge with due respect the constant support, help and patient of my parents.

ABSTRACT

Website Development and design were the main goal of this internship. To develop a web application there are lots of programming languages that we can use in this. Lots of these can use to design only for frontend and backend design, for example: HTML3, HTML4, HTML5, CSS, BOOTSTRAP etc. There are lots of programming languages uses for develop software. For example: JAVA, PHP, Laravel Framework etc. For develop any web base application its very useful cause we can access it from any were of the world. It's very important and useful for life and this is the reason I choose the subject of report is "Web UI Developer". Working for **TechTrix Technologies** adds lots of experiences for my future. Practically solving problems was a big solution. This internship helps me to learn all details of Web design and development knowledge and gathered industrial knowledge. I have worked on several project during my internship period, its help me to gain hands on knowledge and I have implemented there.

TABLE OF CONTENTS

CONTENTS	PAGE NO
Approval	II
Declaration	III
Acknowledgements	IV
Abstract	V
Table of Content	VI
List of Figure	VIII
CHAPTER 1	1-2
INTRODUCTION	
1.1 Introduction	1
1.2 Motivation	1
1.3 Internship objectives	1
1.4 Introduction to the Company	2
1.5 Report Layout	2
CHAPTER 2	3-6
ORGANAIZATION	
2.1 Introduction	3
2.2 Product and market Situation	3-4
2.3 Target Group	4
2.4 SWOT Analysis	4-5
2.5 Organizational Structure	6
CHAPTER 3	7-23
TASKS,PROJECTS AND ACTIVITIES	
3.1 Daily Task and Activities	7
3.2 Events and Activities	7
3.3 Project Task and Activities	8-22
3.4 Challenges	23

CHAPTER 4	25-27
COMPETENCIES AND SMART PLAN	
4.1 Competencies Earned	24-26
4.2 Smart Plan	26
4.3 Reflections	27
CHAPTER 5	28
CONCLUSION AND FUTURE CAREER	
5.1 Introduction	28
5.2 Product and market Situation	28
APPENDIX	29
Appendix A: Internship Reflection, Appendix B: Company Details	29
REFERENCES	30

LIST OF FIGURES

Figure	Page No
Figure 2.1: SWOT analysis	4
Figure 2.2: Organization Structure diagram	6
Figure 3.1: Home Page	9
Figure 3.2: User Login Page	10
Figure 3.3: User dashboard	11
Figure 3.4: User My Profile Page	12
Figure 3.5: User Change Password Page	13
Figure 3.6: User Registration Page	14
Figure 3.7: User Access Log Page	15
Figure 3.8: Admin Login Page	16
Figure 3.9: Admin Profile	17
Figure 3.10: Admin Dashboard	18
Figure 3.11: Admin add courses	19
Figure 3.12: Admin Registration	20
Figure 3.13: Admin Manage Rooms	21
Figure 3.14: Admin Users Access Log	22
Figure 3.15: HTML	24
Figure 3.16: CSS	24
Figure 3.17: Bootstrap	25

CHAPTER 1

Introduction

1.1 Introduction:

The internship offers practical work experience and an introduction to Web Design and development. I have worked on various project of web application project during my internship, through this I have learned about HTML, CSS, Bootstrap, JQUERY, PHP, MYSQL and laravel frame work. This internship involves challenging opportunities, real technical system support projects, and interaction with staff. This is a great opportunity to gain hands-on experience in the computer IT field. This internship provides an opportunity to gain experience Web Development and Design by working as a Web Developer at Techtrix Technologies.

1.2 Motivation:

I am working as an intern to build up my career as a Web Developer. Techtrix help the employee to learn new strategies and ideas for the growth of the company. I was looking for a challenging and rewarding post in a dynamic company where I can learn and implement web knowledge and skills.

1.3 Internships Objective:

In my 3 months period of internship I had learn developing web project and applications. They separated our day to day work into a move. First we learn about html, CSS and its history. Over the time I find out about beginning learning of PHP, JavaScript and MySQL, work with PHP, JQUERY and Larvel. So main ideas is to they train us the significant and essential things about web page design and development.

1.4 Introduction to the Company:

TechTrix Technologies is a private company. This Institute works on ICT related work and training. They started journey at most one or two years they are team are small. But they are very energetic and hard worker and they are concern about their team and products.

1.5 Report Layout

Chapter No Description

Chapter 1: Motivation to web development as inheritance, implement, object declare and so on opportunity. Goals of web development project PHP is more effective and choice full and ultimate for fruitful programmer. Report layout is the short overview of full report chapters.

Chapter 2: Describe about organization like about the company, IT services offered, roles in job market and responsibilities. Their IT Services Offered and foreword in job market

Chapter3: Discussion about the Foreword and Duty, training attended assigned responsibilities and performed tasks during the period of internship. Easy and singular internship roles and responsibilities like training activities, assigned responsibilities, work environment, using web development project temples, performed tasks with figure and mention task.

Chapter 4 Describe about internship outcomes some outcomes of internship is problems and solutions like OOP understanding, view some component in frame. And learning outcomes, challenges.

Chapter 5 Easy and singular mention about the internship discussion and conclusion.

CHAPTER 2

Organization

2.1 Introduction

“Techtrix Technologies” is a fast growing software company in Bangladesh, focusing on Android & Web Development. They develop creative and customer-centric mobile apps to give your users and customers a ceaseless friendly experience. They also use the latest web technology to deliver the high-performance solution. Their proficient developers and passionate designers turn your ideas into user satisfying products. Techtrix provides advanced training on Android Application Development and Web Development. There is the opportunity of internship for the students.”

Head Office:

Name: Techtrix Technologies

Address: 2nd Floor, Mohammadia Super Market, Sobhanbag, Mirpur Road, Dhaka 1207

2.2 Product and Market Situation

“Focusing on Android & Web Development they develop creative and customer-centric mobile apps and websites to give users and customers a ceaseless friendly experience.”

Some of their products are:

- DIU Question Bank – Android App
- Shortcut Technique – Android App
- Inspirational Quotes – Android App
- Countries of the world Quiz – Android App
- Lunartemp.com – Website

“Digital Marketplace Bangladesh” is a solid stage where people would appreciate opportunity and adaptable business experience. This commercial center is for those individuals who trust online business and need to sell, purchase or advance possess items. Who discover a commercial center where he/she ready to make a virtual shop. This is system enable traders to alter their stores and item pages, and to direct catch

up to clients. In this stage nobody will demoralize them to assemble their very own image.”

2.3 Target Group

“Techtrix Technologies mainly targets and make products for the user who are involve in ICT department or want to learn about android and web based platform like students. They always try to fulfill the demands of user and try to make quality and user friendly products. They also provide training courses like Android development course, Web development course for the people who want to learn.”

2.4 SWOT Analysis



Fig: 2.1 SWOT Analysis [2]

Strengths:

- Our Organization also gives us a sense of control and allows for increased productivity. It is Bangladeshi brand Company and built upon a good reputation for service and product.
- We can give better business service for other company very carefully.
- Our company respected employers that value its workforce is good.
- Our Organization has strong moral values and moral mission statement

Weaknesses:

- We have a small staff, with a shallow skills base in some areas of our company.
- Sometime our company face little problem.
- Something which means that these weaknesses might lead to serious problems in the company's strategic planning and might even lead to worse situations.

Opportunities:

- Our company business sector is developing and with many future opportunities for success.
- Our opponent may be slow to take up new technologies.
- Sometime many companies want to take help from our company.
- Our company create new technology product and sometimes offer good job opportunities for expert engineers.

Threats:

- When we develop new technology for market situation suddenly the market situation is down then this is very big threats for our company.
- Sometimes a company orders a product from our company and we develop this product, some reason this company refuse our product this is also threats for our company. [4]

2.5 Organizational Structure: This is the organization structure. The following figure shown in figure 2.2

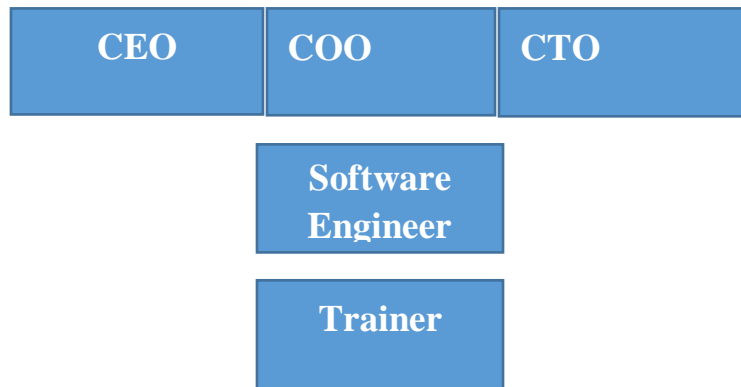


Fig 2.2: Organization Structure diagram

CHAPTER 3

Tasks, Projects and Activities

3.1 Daily Task and Activities

- HTML
- CSS
- Bootstrap
- JavaScript
- JQuery
- PHP
- OOP
- MySQL

3.2 Events and Activities

“A website developer makes the user interface, look, format, and highlights of a site. The activity includes understanding both visual computerization and PC programming. When a site is made, a designer assists with support and increments to the site. Work with developer groups or administrators for up-to-date with the latest and organizing needs, among different task

- Layout design of webpage
- Understanding problems & requirement of webpage
- Webpage create, read, update, delete
- Code problems and solution”

3.3 Project Task and Activities

“I have made a website named as “Hostel Management System”. It is an online Hostel Management site from where users can know about Hostel details like Hostel room details, registration, book room, update registration of rooms and many more.”

Web Pages:

- Home Page
- User Login
- User Dashboard
- User My Profile
- User Change Password
- User Registration
- User Access Log
- Admin login
- Admin Profile
- Admin Dashboard
- Admin add courses
- Admin Registration
- Admin Manage Rooms
- Admin Users Access Log

Home Page: Home page design screen where one can access through Enter button. It is the front page of our site. The following figure shown in figure 3.1

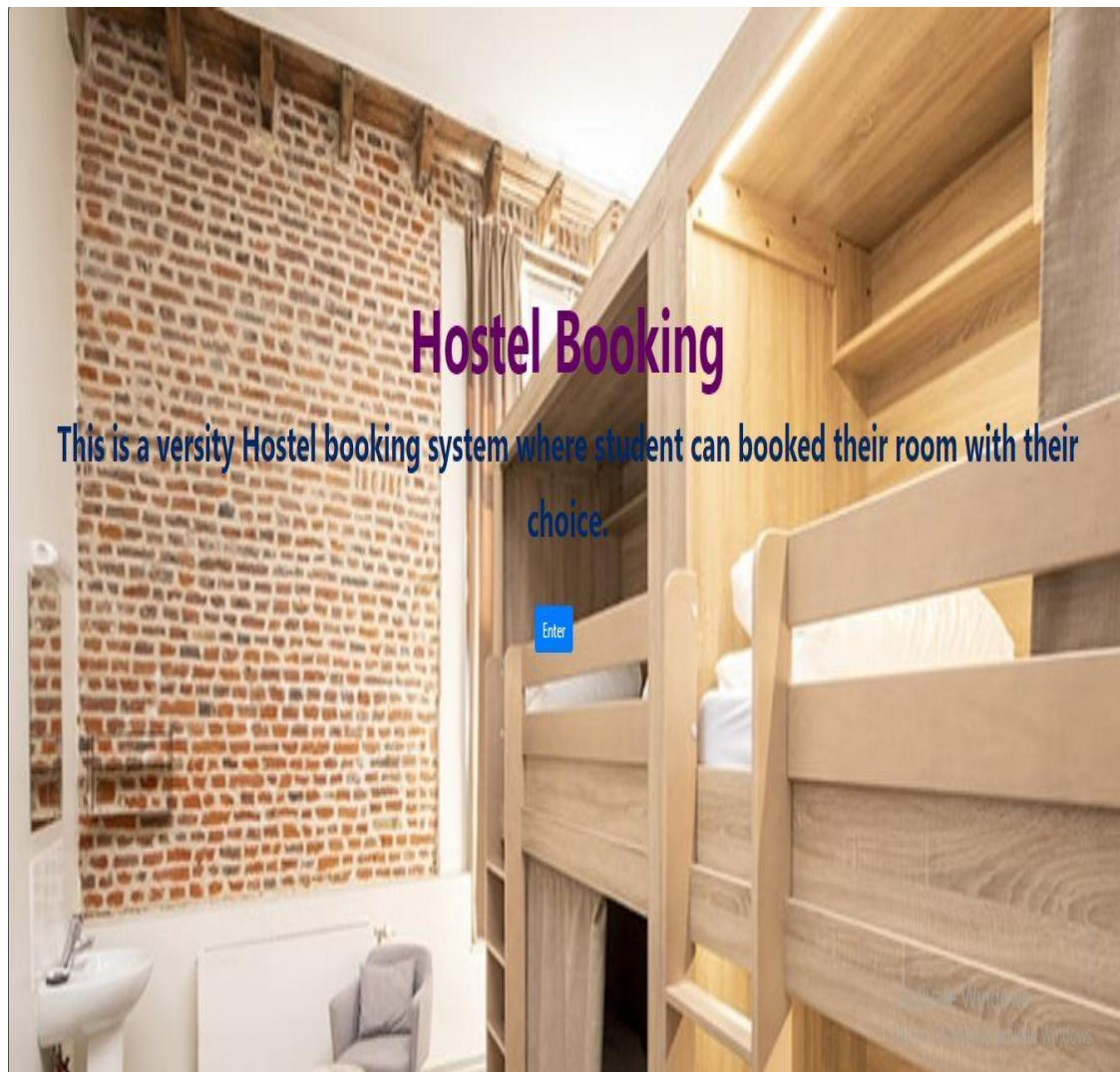


Fig 3.1: Home page

User Login: User can login here by Email and Password. The following figure shown in figure 3.2

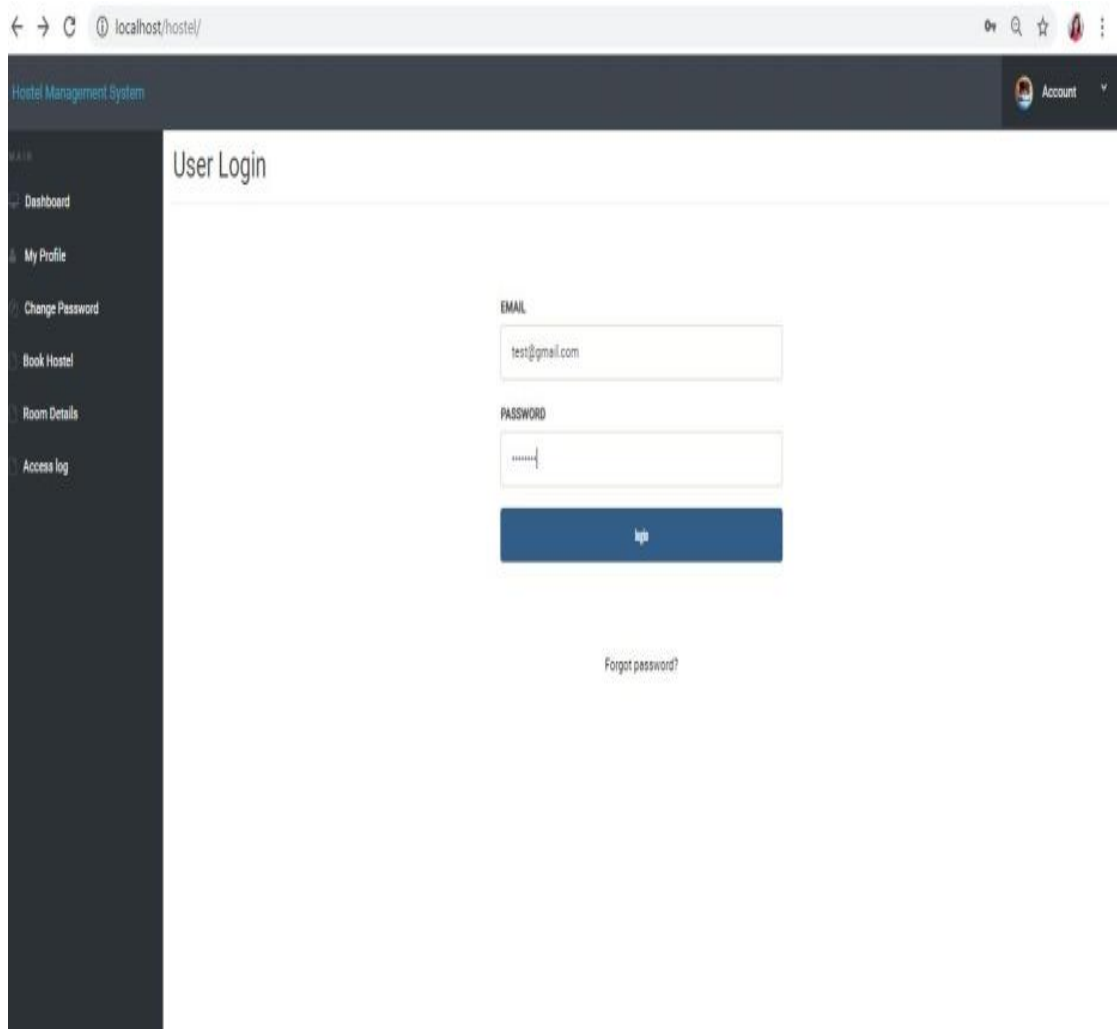


Fig 3.2: User Login

User Dashboard: This shows my profile and my name for user login dashboard. From this user can choose profile and room. The following figure shown in figure 3.3

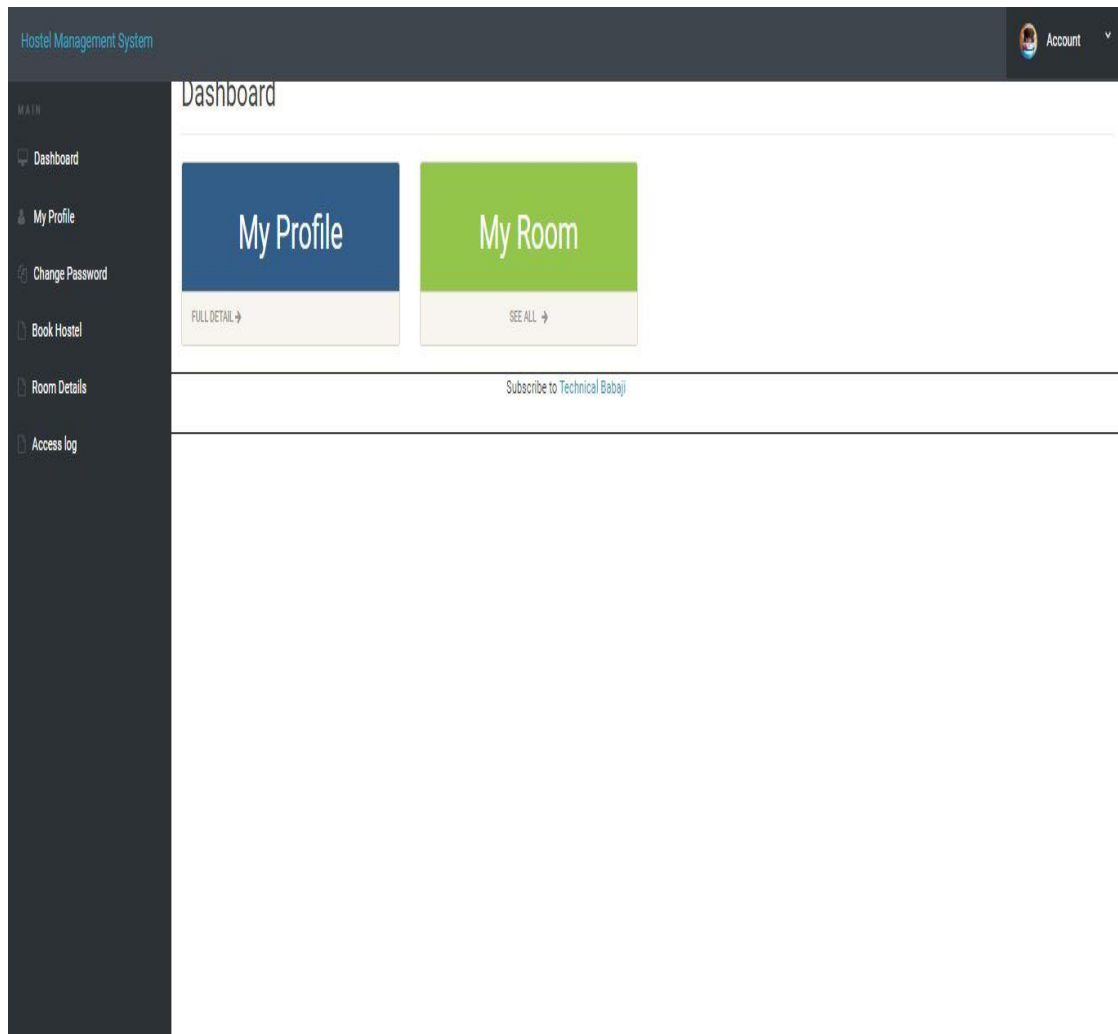


Fig 3.3: User Dashboard Page

User My Profile: Users can know details about hostel by registration from here. They also use to see hostel details, book hostel, rooms details. The following figure shown in figure 3.4

The screenshot displays the 'User Profile' page within a 'Hostel Management System'. The page features a dark sidebar on the left with navigation links: Dashboard, My Profile, Change Password, Book Hostel, Room Details, and Access log. The main content area is titled 'User Profile' and contains a form with the following fields:

Registration No :	108051211
First Name :	code
Middle Name :	test
Last Name :	projects
Gender :	male
Contact No :	8467067344
Email Id:	test@gmail.com

At the bottom of the form is a blue button labeled 'Update Profile'.

Fig 3.4: User My Profile

User Change Password: Users can Change Password from this. The following figure shown in figure 3.5

The screenshot displays a web interface for a Hostel Management System. At the top left, the text 'Hostel Management System' is visible. At the top right, there is a user profile icon and the text 'Account'. A dark sidebar on the left contains a menu with the following items: 'Dashboard', 'My Profile', 'Change Password', 'Book Hostel', 'Room Details', and 'Access log'. The main content area is titled 'User Change Password'. It features a form with three input fields: 'old Password', 'New Password', and 'Confirm Password'. Below these fields are two buttons: a dark 'Cancel' button and a blue 'Change Password' button.

Fig 3.5 User Change Password

User Registration: This describes about the registration of students. By using this user can registration and know about user room related info, personal info, correspondence address, permanent address. The following figure shown in figure 3.6

The screenshot shows a web application interface for user registration. On the left is a dark sidebar with navigation links: Home, Management, System, Dashboard, My Profile, Change Password, Book Hostel, Room Details, and Account Log. The main content area is titled 'FULL ALL INFO' and contains the following sections:

- Room Related Info:** Includes fields for Room no., Gender, Fees Per Month, Food Status (with a breakdown: 1000000 Food + 1000000 Food + 2000000 Per Month Extra), Stay From, Duration, and Total Amount.
- Personal Info:** Includes fields for course, Registration No., First Name, Middle Name, Last Name, Gender, Contact No., and Email id. Below these are fields for Emergency Contact, Guardian Name, Guardian Relation, and Guardian Contact no.
- Correspondence Address:** Includes fields for Address, City, State, and Pincode.
- Permanent Address:** Includes fields for Address, City, State, and Pincode. A note above these fields states 'Permanent Address same as Correspondence address'.

At the bottom right of the form, there are two buttons: 'Cancel' and 'Register'.

Fig 3.6: User Registration

User Access Log: Users can check access log from this. Serial number, Id, Email, city, country etc. The following figure shown in figure 3.7

Hostel Management System Account

Access Log

ALL COURSES DETAILS

Show 10 entries Search:

Sno.	User Id	User Email	IP	City	Country
1	10	test@gmail.com			
2	10	test@gmail.com			
3	10	test@gmail.com	:-1		
4	10	test@gmail.com	:-1		
5	10	test@gmail.com	:-1		
6	10	test@gmail.com	:-1		
7	10	test@gmail.com	:-1		
8	10	test@gmail.com	:-1		
9	10	test@gmail.com	:-1		
10	10	test@gmail.com	:-1		

Showing 1 to 10 of 12 entries

PREVIOUS 1 2 NEXT

Fig 3.7: User Access Log

Admin login: Admin can login with the email, password from this. The following figure shown in figure 3.8

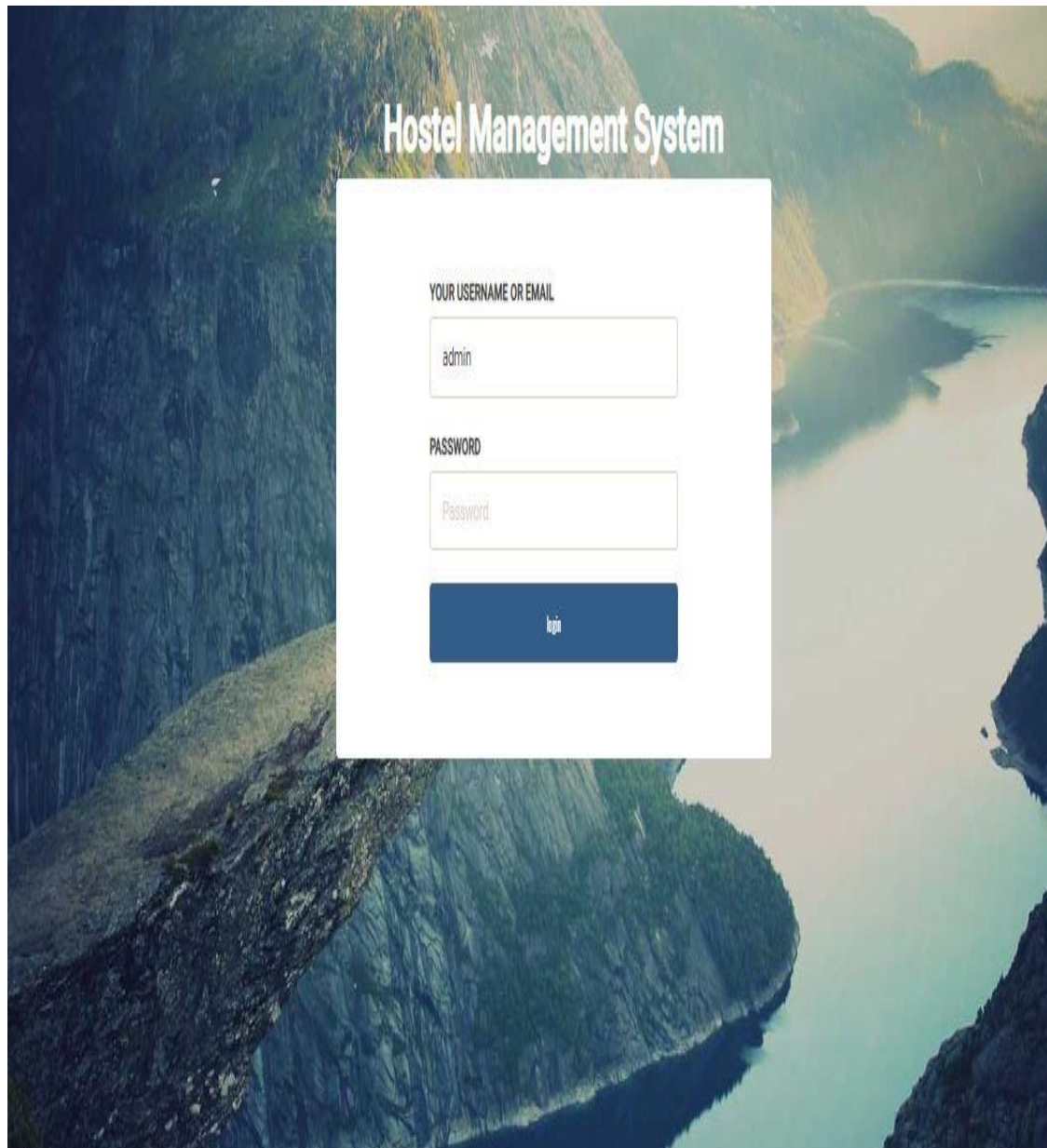


Fig 3.8: Admin Login

Admin Profile: Admin can change password and all details of admin is here. The following figure shown in figure 3.9

Hostel Management System

Account

Admin Profile

ADMIN PROFILE DETAILS

Username: admin
Username can't be changed.

Email: code.lpu1@gmail.com

Cancel Update Profile

CHANGE PASSWORD

Old Password

New Password

Confirm Password

Cancel Change Password

Fig 3.9: Admin Profile

Admin Dashboard: This is the admin dashboard details. The following figure shown in figure 3.10

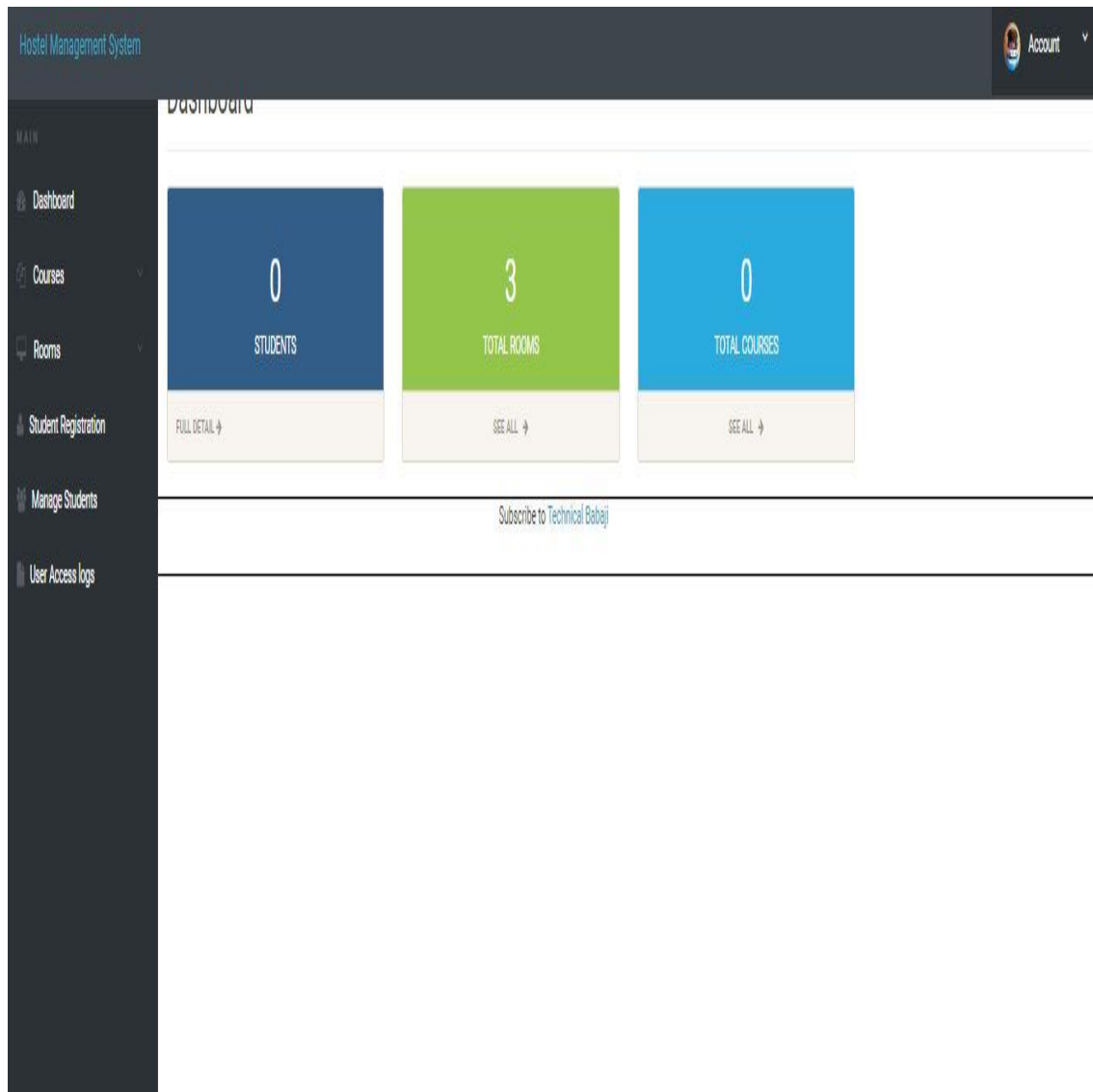


Fig 3.10: Admin Dashboard

Admin add courses: Admin can add courses by adding course name and course code. The following figure shown in figure 3.11

The screenshot displays the 'Add Courses' interface within a Hostel Management System. On the left, a dark sidebar lists navigation options: Dashboard, Courses, Rooms, Student Registration, Manage Students, and User Access logs. The main content area is titled 'Add Courses' and contains three input fields: 'Course Code', 'Course Name (Short)', and 'Course Name (Full)'. A blue 'Add course' button is located below the input fields. The top header shows 'Hostel Management System' and an 'Account' dropdown menu.

Fig 3.11: Admin add courses

Admin Registration: Admin can registration students from here by room number, registration number, first name, middle name, last name, gender, contract number, Address, City, seat Number, fees per month, Email, Guardian name, Guardian Contact number etc. The following figure shown in figure 3.12

The screenshot displays the Admin Registration page with the following sections and fields:

- Room Related Info:**
 - Room no:
 - Gender:
 - Fees Per Month:
 - Food Status:
 - Stay From:
 - Duration:
- Personal Info:**
 - course:
 - Registration No:
 - First Name:
 - Middle Name:
 - Last Name:
 - Gender:
 - Contact No:
 - Email id:
 - Emergency Contact:
 - Guardian Name:
 - Guardian Relation:
 - Guardian Contact no:
- Correspondence Address:**
 - Address:
 - City:
 - State:
 - Pincode:
- Permanent Address:**
 - Address:
 - City:
 - State:
 - Pincode:

Fig 3.12: Admin Registration

Admin Manage Rooms: Admin can manage rooms by checking room details, serial number, student name, registration number, contract number, staying room etc. The following figure shown in figure 3.13

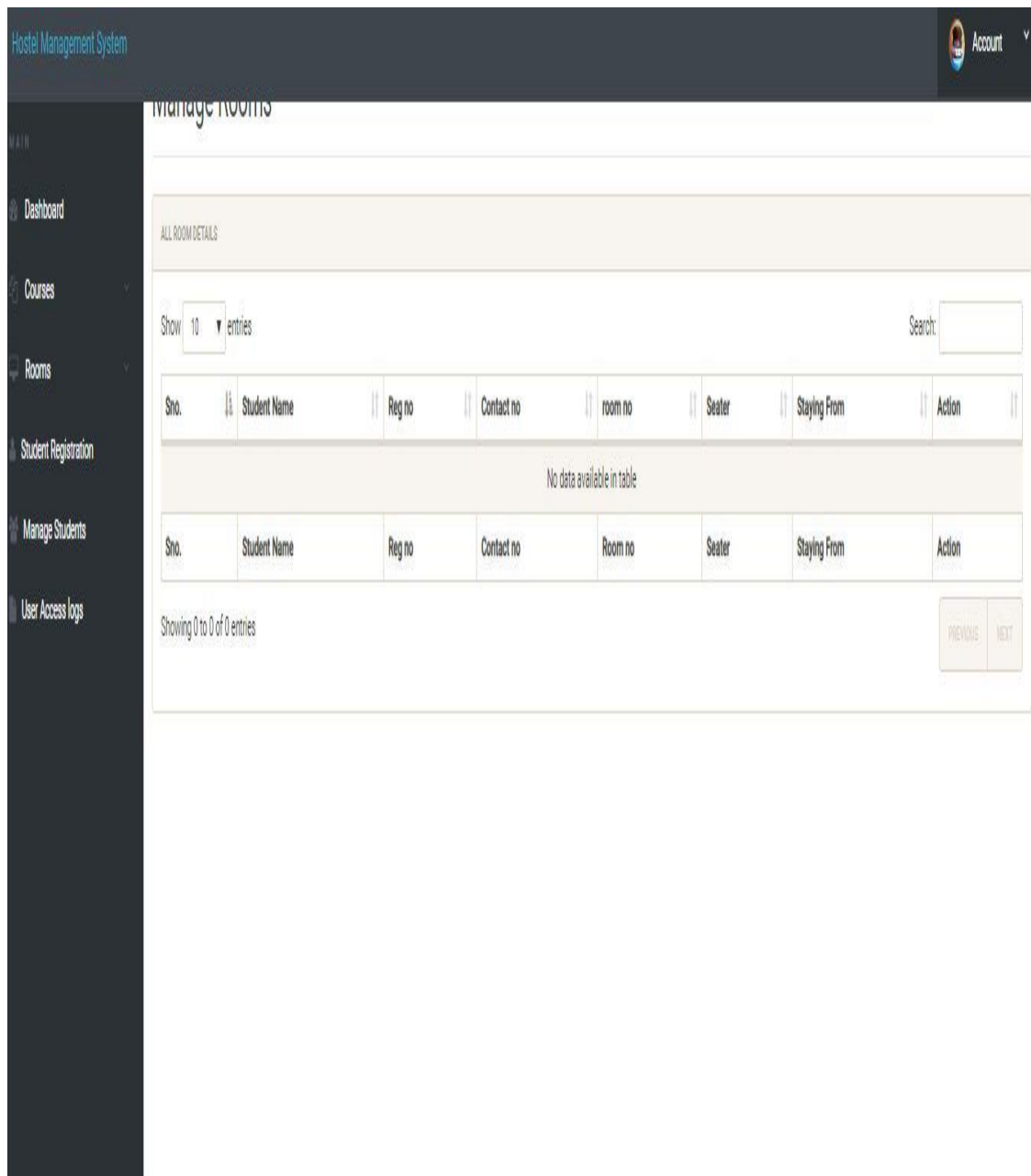


Fig 3.13: Admin Manage Rooms

Admin Users Access Log: Admin can check Users Details Like serial number, User Id, User Email, City, Country etc. The following figure shown in figure 3.14

Hostel Management System Account

Access Log

ALL COURSES DETAILS

Show 10 entries Search:

Sno.	User Id	User Email	IP	City	Country
1	10	test@gmail.com			
2	10	test@gmail.com			
3	10	test@gmail.com	:-1		
4	10	test@gmail.com	:-1		
5	20	Benjamin@gmail.com	:-1		
6	10	test@gmail.com	:-1		
7	21	figa@gmail.com	:-1		
8	21	figa@gmail.com	:-1		
9	21	figa@gmail.com	:-1		
10	10	test@gmail.com	:-1		

Showing 1 to 10 of 20 entries

PREVIOUS 1 2 NEXT

Fig 3.14: Admin Users Access Log

3.4 Challenges

“During the time of internship I faced a lot of problems when I learn about Web Development and Designing. It was too hard to understand PHP, Java and laravel. Not only issues with web but also different issues till time of internship.”

Problems

“Users usually experience problems with their site and went to the designer to intensify them, when check their site it seems better to them. Now and again, these issues are complicated to make changes frequently by the client demand.

Solutions

Challenges Type

There are various type of challenges have to be face during the website development.

Most probably:

- Project Infrastructure Issues
- Managing Design Influences
- Juggling Projects and Tasks
- The Security Challenge

CHAPTER 4

Competencies and Smart Plan

4.1 Competencies Earned

I learned and got lots of practical experience till the time of my internship that will help me in my educational and job life.

HTML:

HTML Hypertext Markup Language (HTML) is a computer markup language. During my internship I learn this. It is used for create web sites. I had Work in various web sites on html during my internship.



Fig 3.15: HTML [1]

CSS:

We use CSS for give style in document content. During my internship i had worked on CSS.



Fig 3.16: CSS [5]

Bootstrap

Bootstrap is a framework that is faster and easier to design website. It also use in HTML and CSS design templates like table, button, form image etc.

Main advantage of Bootstrap:

- Easy to use: Anybody with just basic knowledge of HTML and CSS can start using Bootstrap
- Responsive features: Bootstrap's responsive CSS adjusts to phones, tablets, and desktops
- Browser compatibility: Bootstrap is compatible with all modern browsers (Chrome, Firefox, Internet Explorer, Safari, and Opera. [7])



Fig 3.17: Main advantage of Bootstrap [6]

JavaScript

- JavaScript is a high level language this is also used as client scripting language.
- It's used in HTML page as code writing.

MySQL: MySQL is an Oracle-backed open source relational database management system (RDBMS) based on Structured Query Language (SQL). MySQL runs on virtually all platforms, including Linux, UNIX and Windows. Although it can be used in a wide range of applications, MySQL is most often associated with web applications and online publishing. [8]

PHP: PHP is a programming language. During my internship period I have learned PHP. PHP is most useful and easier programming language for developers. It a main sever programming language. I have learned PHP during my internship.

File Operation:

- Test Files
- Read files
- Write files
- Delete files

4.2 Smart Plan

To begin with you have to organize and make the PSD plot.

To begin this you have to organize the plot.

- Most indispensable is carefully assembled HTML5 code.
- Do genuine carefully assembled immaculate and mollusk coding.
- Now make web architecture and improvement with responsive outlook and plan.
- Help of some basic advances.

4.3 Reflections

This Internship is like an unprecedented encounter for me. The majority is I've experience the practical experiences here at TechTrix Technologies will be benefited in my future carrier. My Internship at the organization has learned that what I am presumably looking forward. I trust that working at TechTrix Technologies has given me much experience about web developing companies. I am so lucky to have this opportunity to get to know all this.

CHAPTER 5

Conclusion and Future Career

5.1 Discussion and conclusion

I have experienced a lots of practical works and this is an extraordinary opportunity that I finish this beginner level position on "Website design and Development" at TechTrix. During this position, I learn to create website. Web improvement and furthermore there I got change to use and execute numerous kinds of module and essential planning learning. By and large, I can say that this entry level position that I'm talking about is helpful for my web creating profession, I have taken in a ton and got opportunities to execute. It helped me to improve my working in programming based organization and finding out about big business moreover. Those encounters I assembled from the expressed entry level position will doubtlessly help in not so distant future in my vocation.

5.2 Scope for Future Career

To be a Web specialist is the most important part of the carrier. A real life web working job may help me to transform an encounter in the future carrier change. In this way, as a fruitful temporary position my future extensions will be: Web specialist. Knowing different programming language.

- To be a Web developer and designer.
- To be a Developer engineer.
- To be work in a web organization

APPENDICES

Appendix A: Company Detail

“Techtrix Technologies is very fast growing Software Company that focusing on Android and Web development and Design. The organization was set up in 2018 with an intent provide high quality software for business organizations, instructive foundations. Quality affirmation in the product advancement is our first need convinced by client delight. To be an extraordinary programming organization on the planet ICT advertise, using the neighborhood mastery, significantly adding to the nation economy.”



Head Office

Name: Techtrix Technologies

Address: 2nd Floor, Mohammadia Super Market, Sobhanbag, Mirpur Road, Dhaka 1207 Private Limited Company and named Daffodil Computers Limited (DCL). In 2003 the company become the 1st Public Listed Company as a Purely IT based Company in Dhaka Stock Exchange (DSE) and in 2006 also listed in Chittagong Stock Exchange (CSE). DCL has emerged as the largest computer assembling, marketing and selling firms and IT support many companies of Bangladesh.

References:

- [1] HTML image: <<URL:https://www.idownloadblog.com/2017/03/23/view-html-web-page-source-code/>> Last Accessed on : 30.10.2019 at 8.12pm
- [2] SWORT image: <<URL: https://www.123rf.com/photo_122849481_stock-vector-swot-analysis-concept-strengths-weaknesses-opportunities-and-threats-of-the-company-vector-illustrat.html>> Last Accessed on: 30.10.2019 at 8.42pm
- [3]Techtrix Website:
<<URL:http://techtrixbd.com/?fbclid=IwAR2bi6hwfg6u1wAcdNvs6zut1es3sodUwwbFZfvZZxupY6tkYOhxD-CzyvI >> Last Accessed on: 28.10.2019 at 10.04pm
- [4] SWOT Details: <<URL:https://www.smartdraw.com/swot-analysis/>> Last Accessed on : 30.10.2019 at 8.54pm
- [5] CSS Image: << URL:https://www.geeksforgeeks.org/css-tutorials/ >> Last Accessed on: 30.10.2019 at 8.42pm
- [6] Bootstrap Image: <<URL:https://www.bootstrapdash.com/what-is-twitter-bootstrap/>> Last Accessed on : 30.10.2019 at 9.06pm
- [7] Bootstrap Details: <<URL:https://www.quora.com/What-are-the-features-of-Bootstrap>> Last Accessed on : 4.12.2019 at 10.04am
- [8] MySQL Details: <<URL:https://searchoracle.techtarget.com/definition/MySQL>> Last Accessed on : 4.12.2019 at 11.00am

Ananna Internship Report

ORIGINALITY REPORT

23%	4%	0%	22%
SIMILARITY INDEX	INTERNET SOURCES	PUBLICATIONS	STUDENT PAPERS

PRIMARY SOURCES

1	Submitted to Daffodil International University Student Paper	17%
2	storycorps.org Internet Source	2%
3	pt.scribd.com Internet Source	1%
4	Submitted to RMIT University Student Paper	1%
5	Submitted to National American University Student Paper	1%
6	Submitted to Kolej Universiti Poly-Tech MARA Student Paper	1%
7	Submitted to City University of Hong Kong Student Paper	<1%

Exclude quotes

Exclude matches

Exclude bibliography