

KID'S DIGITAL LEARNING DIGITAL WAY TO TEACH KIDS!

BY

Moklasur Rahman
ID: 183-15-2284

This Report Presented in Partial Fulfillment of the Requirements for the
Degree of Bachelor of Science in Computer Science and Engineering

Supervised By

Saima Afrin
Lecturer
Department of CSE
Daffodil International University

Co-Supervised By

Aliza Ahmed Khan
Lecturer
Department of CSE
Daffodil International University



DAFFODIL INTERNATIONAL UNIVERSITY

DHAKA, BANGLADESH

SEPTEMBER 14, 2022

APPROVAL

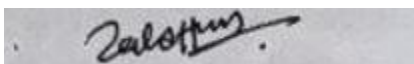
This Project titled “**Kid's digital learning Digital way to teach kids**” submitted by **Moklasur rahman**, ID No: **183-15-2284** to the Department of Computer Science and Engineering, Daffodil International University has been accepted as satisfactory for the partial fulfillment of the requirements for the degree of Bachelor of Science in Computer Science and Engineering and approved as to its style and contents. The presentation has been held on **September 14, 2022**.

BOARD OF EXAMINERS



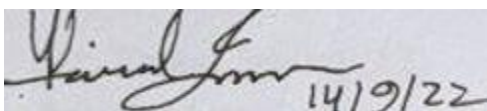
Dr. S M Aminul Haque
Associate Professor & Associate Head
Department of Computer Science and Engineering
Faculty of Science & Information Technology
Daffodil International University

Chairman




Dr. Md. Zahid Hasan
Associate Professor
Department of Computer Science and Engineering
Faculty of Science & Information Technology
Daffodil International University

Internal Examiner



Mr. Faisal Imran (FI)
Assistant professor
Department of Computer Science and Engineering
Faculty of Science & Information Technology
Daffodil International University

Internal Examiner



Dr. Md Sazzadur Rahman
Associate Professor
Institute of Information Technology
Jahangirnagar University

External Examiner

DECLARATION

We hereby declare that, this project has been done by us under the supervision of **Saima Afrin, Designation, Department of CSE** Daffodil International University. We also declare that neither this project nor any part of this project has been submitted elsewhere for award of any degree or diploma.

Supervised by:




Saima Afrin

Lecturer

Department of CSE

Daffodil International University

Co-Supervised by:



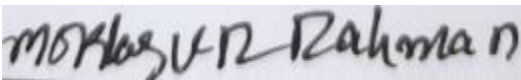
Aliza Ahmed Khan

Lecturer

Department of CSE

Daffodil International University

Submitted by:



Moklasur Rahman

ID: -183-15-2284

Department of CSE

Daffodil International University

ACKNOWLEDGEMENT

First we express our heartiest thanks and gratefulness to almighty God for His divine blessing makes us possible to complete the final year project/internship successfully.

We really grateful and wish our profound our indebtedness to **Saima Afrin**, Lecturer, Department of CSE Daffodil International University, Dhaka. Deep Knowledge & keen interest of our supervisor in the field of “*Kids digital learning*” to carry out this project. His endless patience ,scholarly guidance ,continual encouragement , constant and energetic supervision, constructive criticism , valuable advice ,reading many inferior draft and correcting them at all stage have made it possible to complete this project.

We would like to express our heartiest gratitude to Saima Afrin and Aliza Ahmed Khan, and Head, Dr. S m Aminul Haque Department of CSE, for his kind help to finish our project and also to other faculty member and the staff of CSE department of Daffodil International University.

We would like to thank our entire course mate in Daffodil International University, who took part in this discuss while completing the course work.

Finally, we must acknowledge with due respect the constant support and patients of our parents.

ABSTRACT

Kid's digital learning web app for pre-going school students and after-going school students will provide them with all of the necessary information they need just before beginning their first academic year at their main academic institution of further education. For youngsters in Bangladesh, the most natural method to learn to read was to read the "Adarsha Lipi," which has letters and numbers such as "অ", "আ", "ক", "খ", "গ" "A," "B," "C," "D," 1, 2, 3, 4, and many more as well as symbols. This website's major aim is to teach youngsters about digital education from an early age. In addition, this website's secondary objective is to educate children and teenagers about digital education from an early age. In order to execute the Android apps presently available, both the Apple App Store and the Google Play Store need a significant amount of RAM and storage space. Sadly, most children's families cannot afford to purchase a newer gadget in order to take advantage of this specific service because of budgetary constraints. Even more importantly, according to the company, students who are already

In good academic standing may enroll in 10 Minute School and other web-based education systems. Children who aren't yet ready or able to participate in the school system may learn by working with their parents, siblings, or instructors on this website. Also, teachers will be able to use this web app in class instead of a book to teach children Using this website and the provided instructions, students with limited technology resources may complete digital reading assignments. More time spent alone makes it harder for them to pursue further education or acquire the skills they need for a new career. According to a Bengali adage, "the sweeter the seed, the sweeter the fruit of the Tree." This is 100% accurate. People expect excellent actions and intentions to carry them through their schooling so that when they graduate, they may serve their nation and other Countrymen in high positions of honor.

TABLE OF CONTENTS

| CONTENTS | PAGE |
|---|-------------|
| Board of examiners | ii |
| Declaration | iii |
| Acknowledgements | iv |
| Abstract | v |
| CHAPTER | |
| CHAPTER 1: INTRODUCTION | 1-3 |
| 1.1 Introduction | 1 |
| 1.2 Project Objective | 2 |
| 1.3 Project Motivation | 2 |
| 1.4 Expected Outcome | 3 |
| 1.5 Project Management and Finance | 3 |
| CHAPTER 2: RELATED WORK | 4-7 |
| 2.1Relative Works | 4-7 |
| CHAPTER 3: SYSTEM IMPLEMENTATION | 8-11 |
| 3.1 Design requirement | 8-9 |
| 3.2 Business Process Modeling | 9-10 |
| 3.3 Requirement Collection and analysis | 10 |

| | |
|---|-------|
| 3.4 Use case Modeling and Description | 10-11 |
| 3.5 Logical Data Model | 11 |
| CHAPTER 4: DESIGN SPECIFICATION | 13-27 |
| 4.1 Front end design | 13-22 |
| 4.2 Back-end design | 22-26 |
| 4.3 Interaction Design and user Experience | 26 |
| 4.4 Implementation requirements | 27 |
| CHAPTER 5: CONCLUSION AND FUTURE SCOPE | 28 |
| 5.1 Discussion and Conclusion | 28 |
| 5.2 Scope of further development | 28 |
| REFERENCES | 29 |

LIST OF FIGURES

| FIGURES | PAGE NO |
|---|----------------|
| Figure 2.2.1: Fun4thebrain for kid's home page | 4 |
| Figure 2.2.2: Fun4thebrain for kid's book page | 5 |
| Figure 2.2.3 e-learningforkids home page | 6 |
| Figure 2.2.4 e-learningforkids courses page | 6 |
| Figure 2.2.5 funlearningforkids home page | 7 |
| Figure 3.3.1 business process modeling | 10 |
| Figure 3.3.2 use-case diagram for kids learning | 11 |
| Figure 3.3.3 Logical Data Model | 12 |
| Figure 4.4.1 user sign up | 13 |
| Figure 4.4.2 user sign in | 14 |
| Figure 4.4.3 home page | 14 |
| Figure 4.4.4 all courses | 15 |
| Figure 4.4.5 Bangla courses. | 15 |
| Figure 4.4.6 Bangla letter | 16 |
| Figure 4.4.7 English alphabet. | 16 |
| Figure 4.4.8 English letter | 18 |
| Figure 4.4.9 math courses | 17 |
| Figure 4.4.10 Bangla number | 18 |
| Figure 4.4.11 Bangla namota | 18 |
| Figure 4.4.12 1er namtota | 19 |
| Figure 4.4.13 English number | 19 |
| Figure 4.4.14 Bangla kobita | 20 |
| Figure 4.4.15 Paint | 20 |
| Figure 4.4.16 django views page | 21 |

| | |
|---------------------------------|----|
| Figure 4.4.17 django model page | 21 |
| Figure 4.4.18 quiz | 22 |
| Figure 4.4.19 database table2 | 23 |
| Figure 4.4.20 database table3 | 23 |
| Figure 4.4.21 database table4 | 24 |
| Figure 4.4.22 database table4 | 24 |
| Figure 4.4.23 database table4 | 25 |
| Figure 4.4.24 database table4 | 26 |

CHAPTER 1

INTRODUCTION

1.1 Introduction

It is common knowledge that education is important for a nation. Education helps children and teenagers recover from the trauma caused by conflict, war, or natural disasters by giving them a sense of security, order, and hope for the future. Therefore, if Bangladesh is to be considered a developed country, education is crucial. Anyone who wants to grow effectively must do their studies properly. However, I am aware that our country does not have any digital platforms for teaching kids in a disciplined and proper way. A child study is a thorough examination of a child's growth. It is employed to ascertain whether a youngster might have a developmental delay or a handicap. A child study compiles data from all accessible sources, including the child, parents, teachers, and experts. As data and information are gathered for the child research, questions are also addressed and expressed.

While some studies are brief and focused on a single educational or developmental topic, others are comprehensive and involve formal assessment. The outcomes of the child study can be utilized to give the kid the supports, treatments, and services they require if it is determined that they have "special needs." I want the digitization of that education to start with preschoolers. There isn't a web-based learning platform, but there are a number of Android apps that can be used to teach young children. Children cannot study a lot of contemporary subjects.

1.2 Objective

1. Developing a digital learning environment for children.
2. This web software will make learning for young children more enjoyable.
3. All books and lecture videos will be easily accessible to parents at no cost.
4. Developing a digital platform for teaching and learning that is more welcoming and entertaining for mothers and their kids.
5. For the first time in Bangladesh, all educational resources are available on a single platform for all students.
6. This web application is enjoyable and entertaining for kids.
7. Everything that kids can learn here is free.

1.3 Motivation

I observe this kind of web app in other nations, which is cleverly ripping the web app currently available in Europe and America is a kids' web platform. Web-based learning tools for children are currently published in certain developing Asian nations. As a Bangladeshi, I observe that there are numerous Android applications accessible, but none are web-based. Therefore, I believe I would create this kind of web platform for your rural children. So I believe I will create this kind of web platform for the youth of our rural areas. Teachers can play a crucial role in giving and supporting such motivation in their pupils, as motivation, both intrinsic and extrinsic, is a major aspect in students' performance at all levels of their education. All children are driven differently, so it takes time and a lot of work to figure out how to make a classroom full of kids excited about learning, working hard, and pushing themselves to succeed. Of course, this is easier said than done because it takes time and a lot of effort to do.

Parents and kids will both find this website easy to use. Parents will find it simple and enjoyable to teach their kids.

On this website, we'll have a ton of useful information. Consequently, the website will seem better.

1.4 Expected Outcome

This kind of educational online software debuts in our nation. Children in our nation will have access to this kind of educational platform. I'm hoping that parents will find our website interesting as well. The smoothness and lovely atmosphere of the app's features will greatly increase parental satisfaction.

When my web application is finished. I will make the site available to all parents in the nation for testing. Parents will use this online app and learn something new if they are happy with how they are raising their kids and are comfortable doing so.

- Kids could enjoy learning about fascinating subjects.
- Elementary education for kids was free.
- This web app has several entertaining games that kids can play, which is a great feature.

1.5 Management and Finance

- We will need to pay hosting and maintenance fees for our project.
- Secondly, we need to promote our project nationally, which means that we will need to pay for advertising.
- Third, there will be a physical office for Our Company. thus, the physical space's rental
- We'll need the office for our business/project.
- Let's now examine our company's revenue. Dividends from our company's revenue will go into this area's project management.

CHAPTER 2

RELATED WORK

2.1 Relative Works

There are a lot of websites in Bangladesh, however it's improbable that there are any without educational websites. However, there are some of these websites located outside of Bangladesh. One of them is the website for kids' education at <https://www.fun4thebrain.com/books>. They've also used children's novels, but this is a website with educational games. Games are a fun way for them to learn. All kids everywhere will receive pleasant and free digital education through this..




Figure 2.2.1: Fun4thebrain for kid's home page

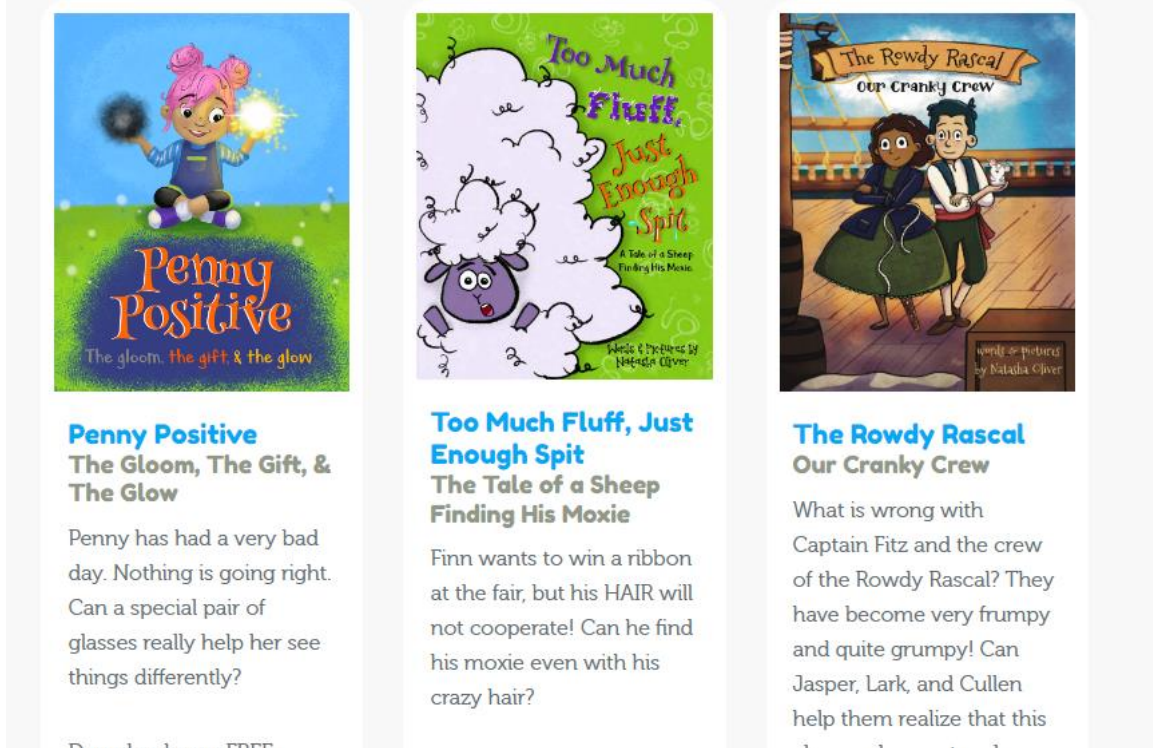


Figure 2.2.2: Fun4thebrain for kid's book page

Another example is the website for children's education at <https://www.e-learningforkids.org>. This is for the free and enjoyable global digital education of all kids.



Figure 2.2.3 e-learningforkids home page




Figure 2.2.4 e-learningforkids courses page

Another web app they are providing kids learning web service

<https://www.learning4kids.net/> and providing game service.

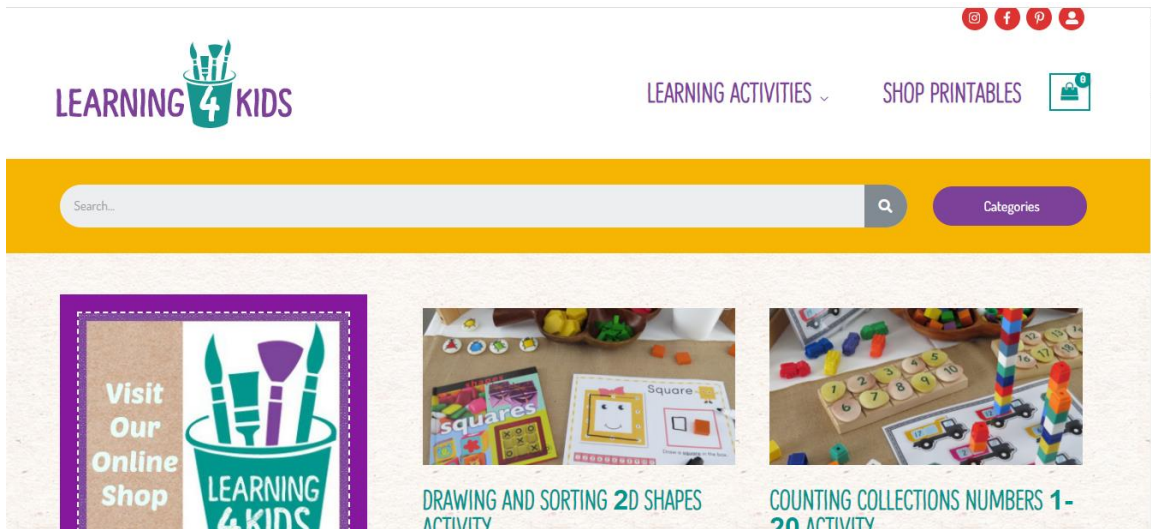


Figure 2.2.5 funlearningforkids home page

Another illustration is found at <https://www.e-learningforkids.org/>. it is aimed at children Overall, the standardization of education for our nation's youth is our primary mechanism. The user must register on our website before they are able to access the free course, which is essential for learners. They could take quizzes, and if they needed to learn something that wasn't covered on our website, they could ask the administrator to add this course or similar content. When the admin added the course as soon as they received the request, the student could easily learn. Users will be happier if they can request the materials they require from the amnion's education-based website. This is for universal, entertaining, and free digital education.

CHAPTER 3

SYSTEM IMPLEMENTATION

3.1 Design requirement

Our system is built on top of a dynamic webpage that serves as the structural foundation and center of functionality. Our website's front end and back end were both developed using a variety of web development languages and frameworks to accomplish their objectives. The following scripting languages and frameworks were utilized to create the front end of the website: HTML, CSS, JavaScript, and the Bootstrap framework. On the other hand, DJANGO is the name of the computer programming language that was used to create the back-end functionality of the website. This dynamic character can exist because to SQLite3, a relational database management system.

The total system is based on DJANGO.

HTML: Hypertext Markup Language (HTML): Also known as a markup language for the web, HTML is used to format items such as text and multimedia as well as to generate links within pages. HTML is used to describe a website's organizational structure. A style sheet instructs the browser on how to properly display the content.

CSS: The complete definition of CSS is Cascading Style Sheets. The markup language CSS (Cascading Style Sheets) is used to specify how web pages look, including the colors, designs, and text styles that appear on them. CSS is a markup language, unlike HTML, that may be used with any XML-based markup language. By enhancing their visual attractiveness, it is utilized to make online sites more appealing. A website needs to be visually appealing in order to succeed.

JavaScript: The front-end design language for a web page is called JavaScript. It adds appeal and interaction to static web pages. Many functions can be developed through JavaScript for client side. It reduces the pressure on database system and thus helps to increase web-page load speed.

Django: Django is a high-level Python web framework that promotes quick design iterations and speedy development. It was created by seasoned programmers and handles a lot of the hassle associated with web development, freeing you up to concentrate on building your app without having to invent the wheel. It is open source and free.

3.2 Business Process Modeling

This is your business process modeling

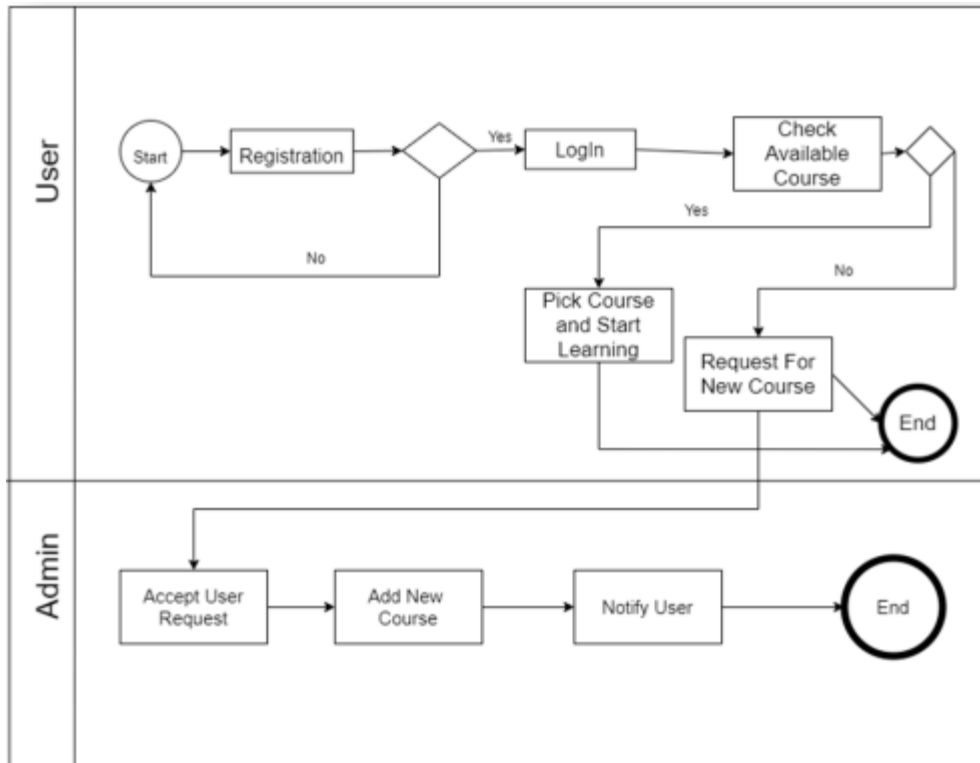


Figure 3.3.1 business process modeling

3.3 Requirement Collection and analysis

There are some basic requirements in our system that are required for using the system.

1. Smart Device (Mobile, Laptop, Desktop, iPod etc.)
2. Internet Connection

3.4 Use case Modeling and Description

Use case diagrams are used to gather data on a system's requirements, taking into Consideration both internal and external elements. As an example, the following diagram demonstrates our system's modeling –

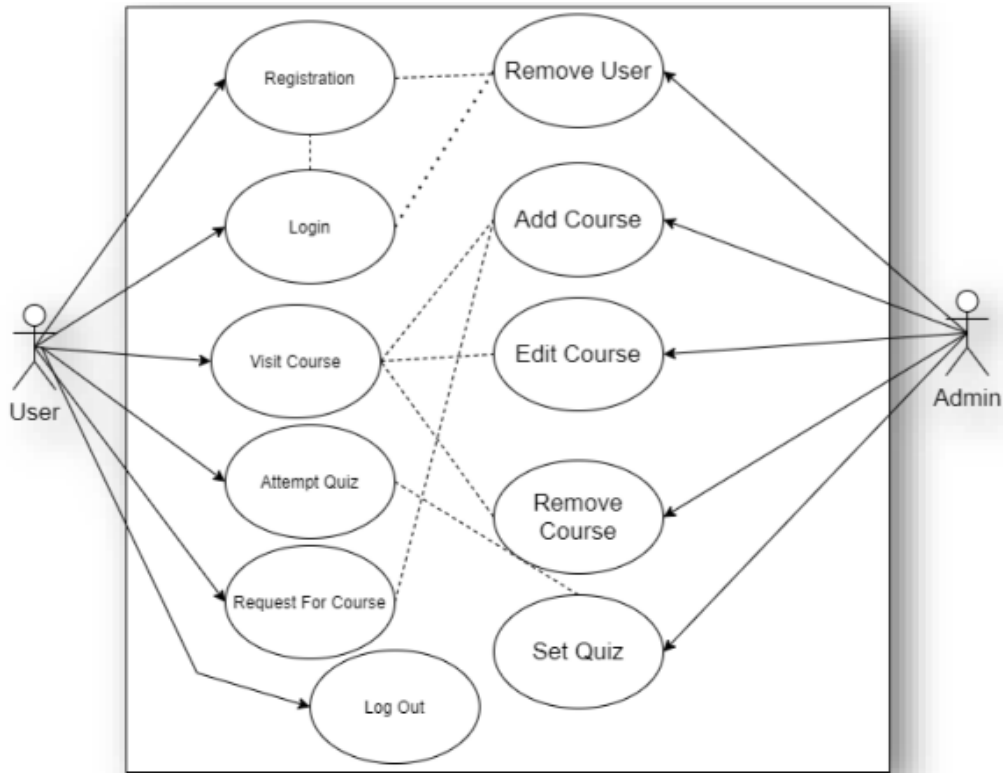


Figure 3.3.2 use-case diagram for kids learning

Actors: - Admin and User

Use Case: Remove User, Add Course, Edit Course, Remove Course, Set Quiz, registration, Login, logout, Visit Course, Attempt Quiz, Request for Course,

The corresponding use cases for these actors are: -

Admin: Remove User, Add Course, Edit Course, Remove Course, Set Quiz

User: registration, Login, logout, Visit Course, Attempt Quiz, Request for Course,

3.5 Logical Data Model

This paradigm allows us to specify the precise structure and relationships of data Components within a system using logic and logic-based models, which we can then test and validate. In addition to providing as a foundation for the physical data model, they

also describe the data items introduced by a conceptual data model and serve as a basis for the physical data model. It is common practice in business architecture to utilize the UML class notation to construct a logical data model, which is a logical representation of data that is used to make decisions.

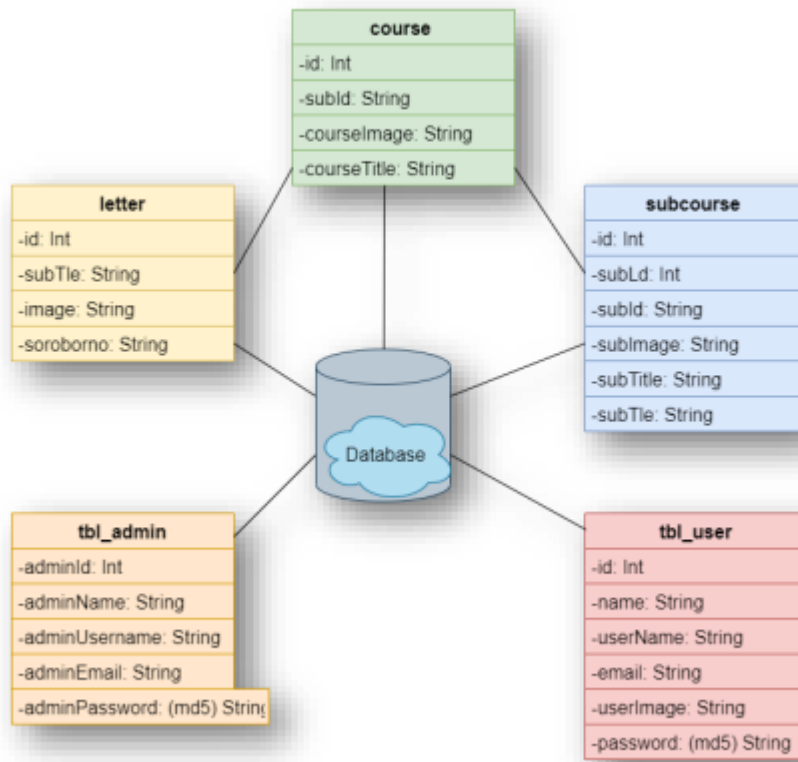
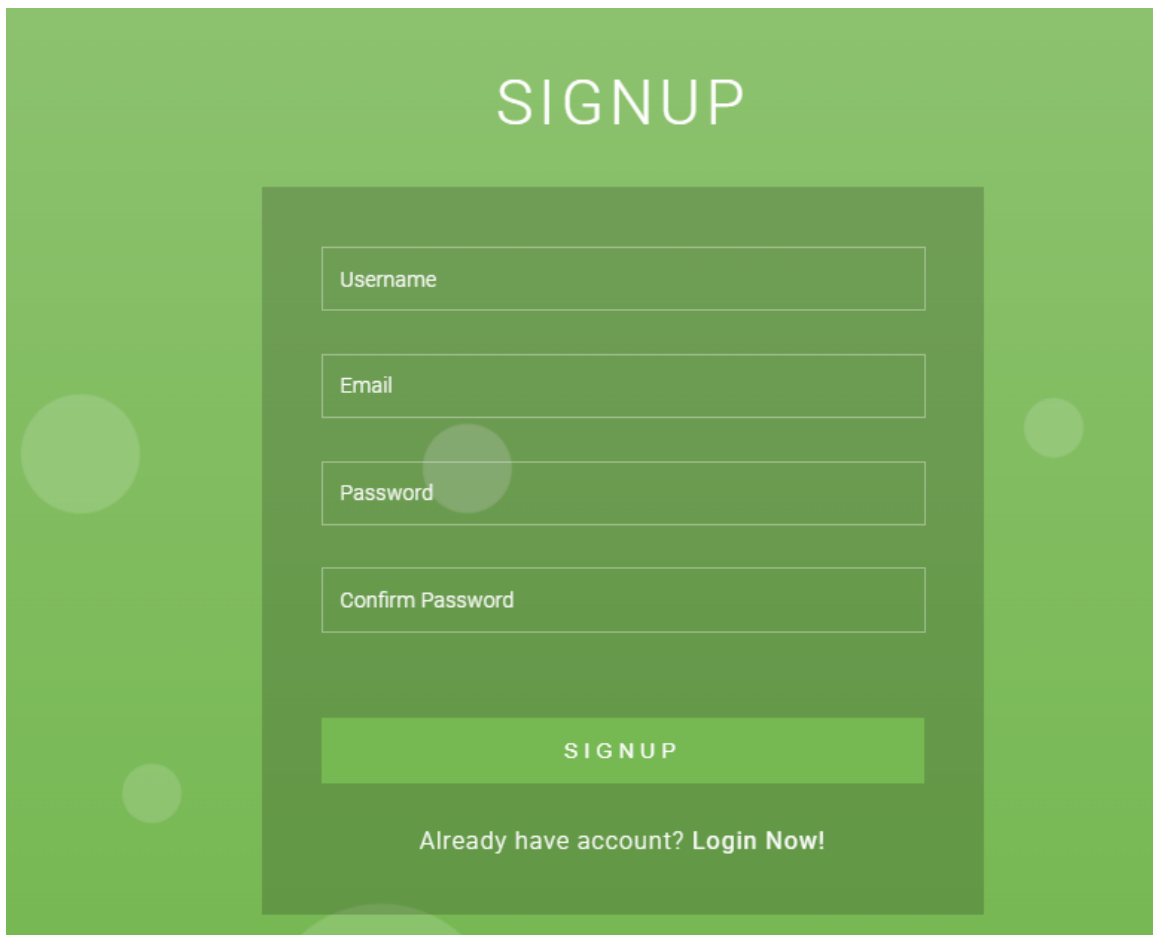


Figure 3.3.3 Logical Data Model

CHAPTER 4

DESIGN SPECIFICATION

4.1 Front end design



The image shows a user sign-up form with a green background. The word "SIGNUP" is displayed in large white letters at the top. Below it, there is a dark green rectangular area containing four input fields: "Username", "Email", "Password", and "Confirm Password". A green button labeled "SIGNUP" is positioned below the input fields. At the bottom of the dark green area, there is a link that says "Already have account? Login Now!".

Figure 4.4.1 user sign up

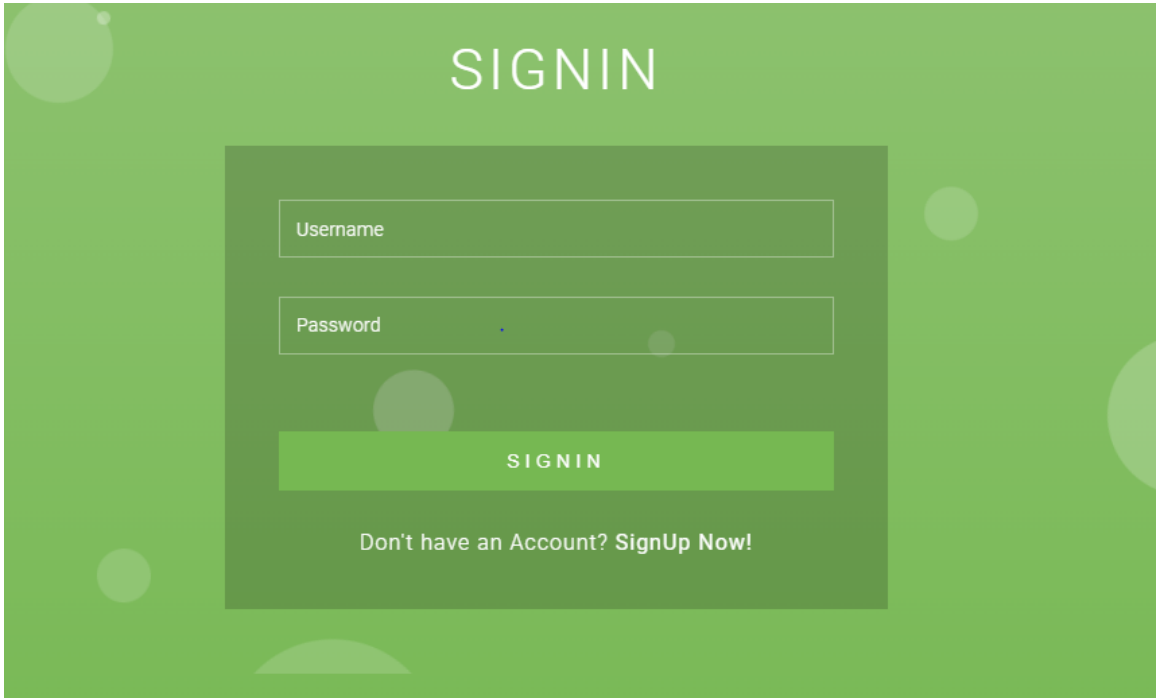


Figure 4.4.2 user sign in

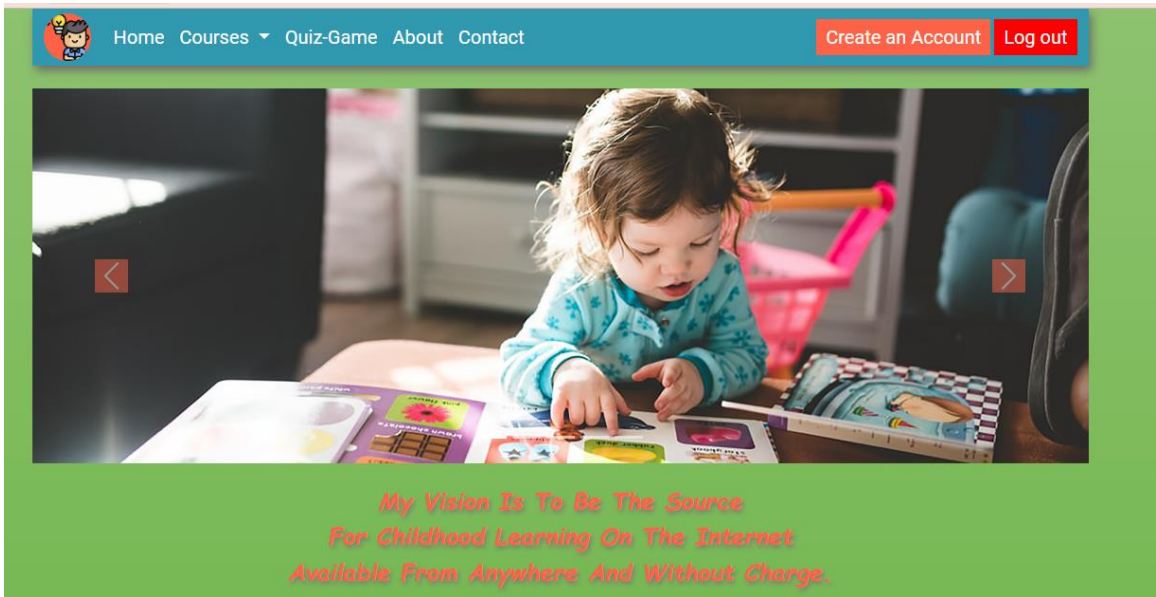


Figure 4.4.3 home page



Figure 4.4.4 all courses



Figure 4.4.5 all courses



Figure 4.4.6 Bangla courses.



Figure 4.4.7 Bangla courses.



Figure 4.4.8 Bangla letter



Figure 4.4.9 English alphabet



Figure 4.4.10 English letter




Figure 4.4.11 math courses



Figure 4.4.12 Bangla number



Figure 4.4.13 Bangla namota

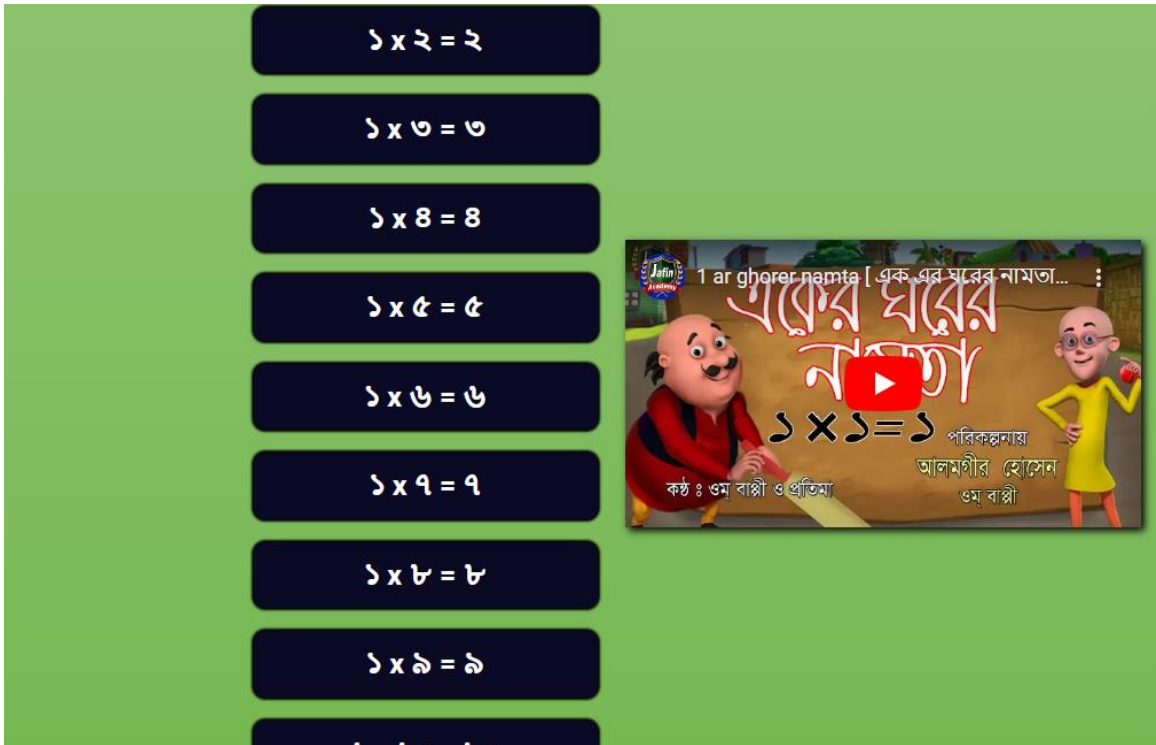


Figure 4.4.14 1er namtota




Figure 4.4.15 paint

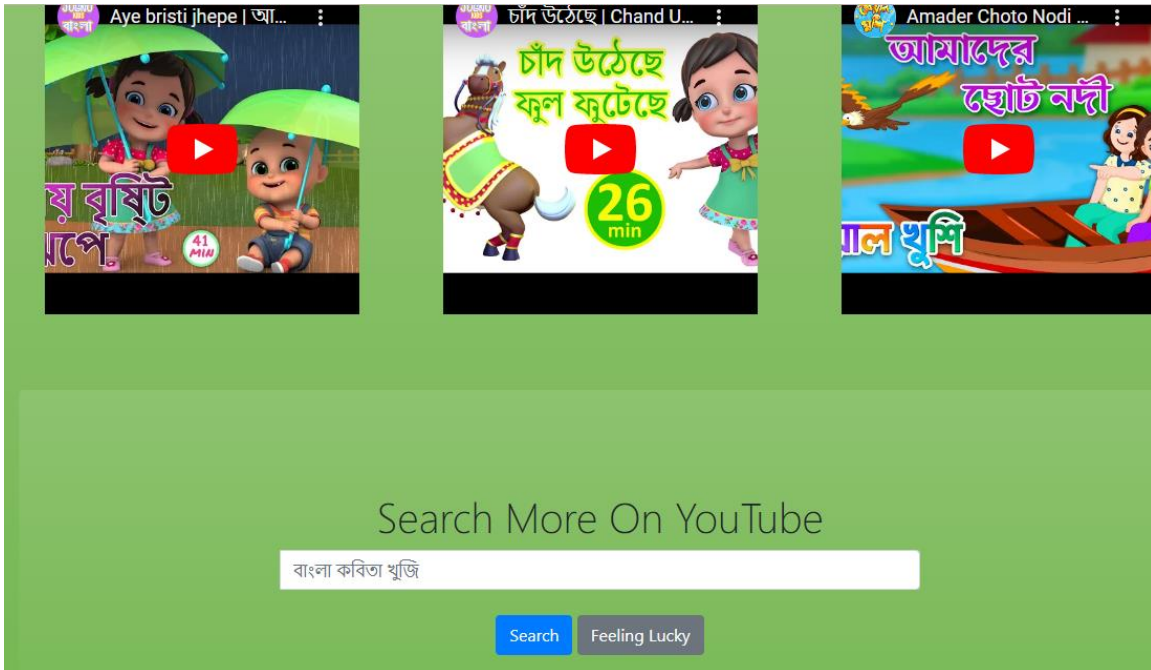


Figure 4.4.16 Bangla kobita

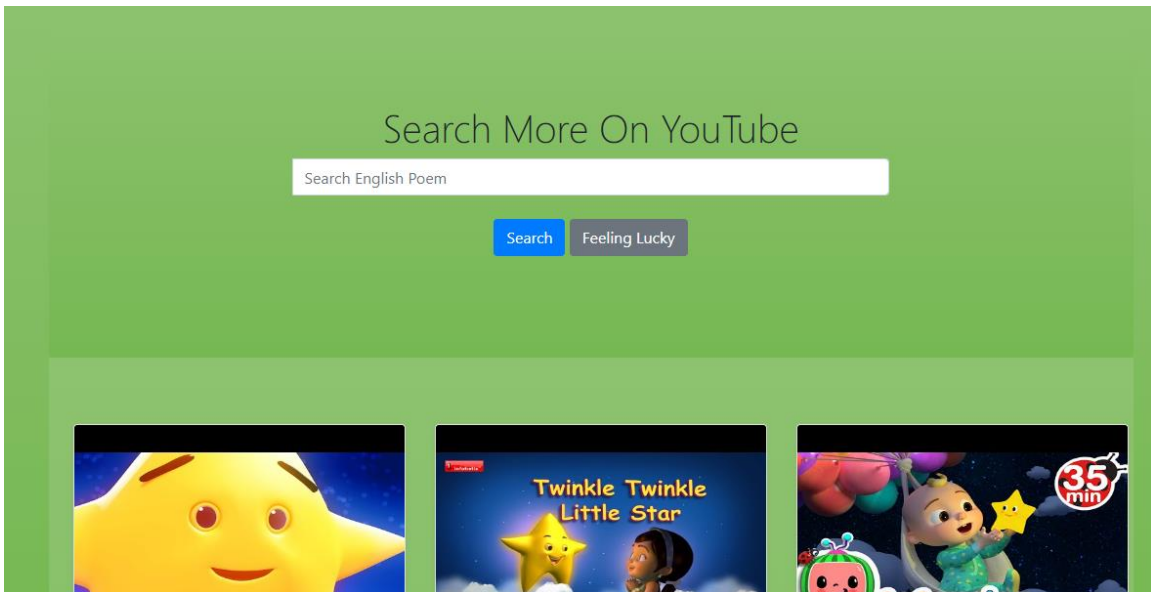


Figure 4.4.17 English kobita

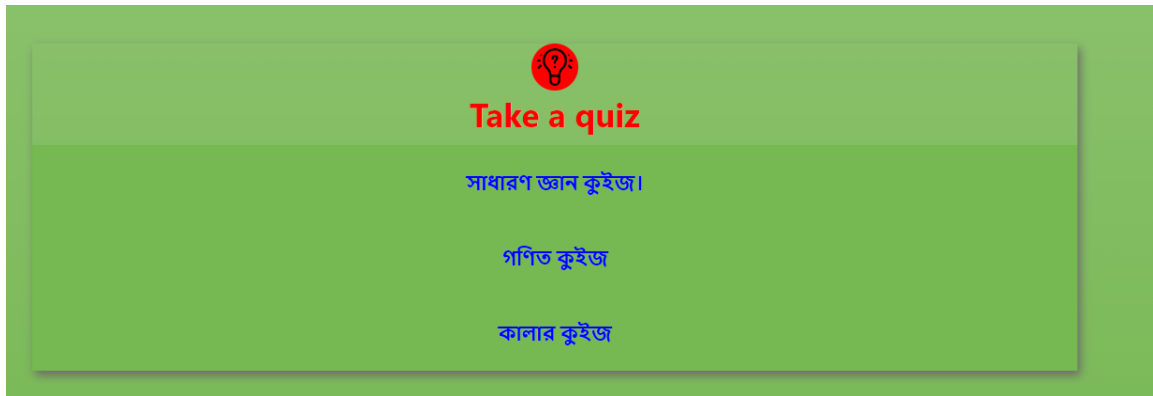


Figure 4.4.18 quiz.

4.2 Back-end design

Any application's logical core is its back end, which is often referred to as server-side design. Dynamic websites are aided by back-end design. It specifies how the application ought to operate. The most intricate and important part of the application is its back end. The back end, or server side, is what the entire system depends on.

A back-end developer is in charge of numerous difficult tasks, including security, data passing, database management, data validation, authentication, sessions, and many more. I provided our system's whole logic using the Django programming language. We utilize SQLite3 as the system database and the Django default database to store and manage our

data.

```
ids > views.py > register
1 from multiprocessing import context
2 from urllib import request
3 from django.http import HttpResponse
4 from django.shortcuts import redirect, render
5 from .models import *
6 from .forms import *
7 from django.contrib import messages
8
9
10
11 # Create your views here.
12 def index(request):
13     courses = Course.objects.all()
14     context = {
15         'courses': courses,
16     }
17     return render(request, 'index.html', context)
18
19
```

PROBLEMS OUTPUT DEBUG CONSOLE TERMINAL JUPYTER

[24/Jul/2022 04:01:48] "GET /admin/kids/course/ HTTP/1.1" 200 7644

Figure 4.4.19 django views page

```
models.py
1 from django.db import models
2 from django.urls import reverse
3 from django.contrib.auth.models import User
4
5
6 # Create your models here.
7
8 class Course(models.Model):
9     user = models.ForeignKey(User, on_delete=models.CASCADE)
10     title = models.CharField(max_length=255)
11     slug = models.SlugField(max_length=250,
12                             unique=True)
13     image = models.ImageField(upload_to='images/')
14
15
16
17 class Meta:
```

Figure 4.4.20 django model page

Django administration

Home > Kids > Course

Select course to change

Action: 0 of 6 selected

| | |
|--------------------------|--------------|
| <input type="checkbox"/> | COURSE |
| <input type="checkbox"/> | বাংলা শিখি |
| <input type="checkbox"/> | English |
| <input type="checkbox"/> | অংক শিখি |
| <input type="checkbox"/> | ইসলাম শিক্ষা |
| <input type="checkbox"/> | বাংলা কবিতা |
| <input type="checkbox"/> | সাধারণ জ্ঞান |

6 Course

Figure 4.4.21 database table

Django administration

Site administration

| AUTHENTICATION AND AUTHORIZATION | |
|----------------------------------|--|
| Groups | + Add Change |
| Users | + Add Change |

| KIDS | |
|------------------|--|
| Bangla lessons | + Add Change |
| Contacts | + Add Change |
| Course | + Add Change |
| Requested_course | + Add Change |

Recent actions

My actions

- ✖ Contact
- + Having funny
Requested_course
- + having
Requested_course
- + সূরা ফাতিহা
Requested_course
- + সূরা ফাতিহা
Requested_course
- + ছোট গল্প ৩ - শিয়াল ও আঙুর ফল
Requested_course

Figure 4.4.22 database table2

SQL ▾ < 1 / 1 > 1 - 6 of 6

| id | slug | image | user_id | title |
|----|------|-------------------------|---------|--------------|
| 4 | 0 | images/সাধারণ_জ্ঞান.png | 1 | সাধারণ জ্ঞান |
| 5 | 1 | images/কবিতা.png | 1 | বাংলা কবিতা |
| 6 | 2 | images/ইসলাম_শিক্ষা.png | 1 | ইসলাম শিক্ষা |
| 7 | 3 | images/অংক_শিখি.png | 1 | অংক শিখি |
| 8 | 4 | images/English.png | 1 | English |
| 9 | 5 | images/বল_শিখি.png | 1 | বাংলা শিখি |

SQL ▾ < 1 / 1 > 1 - 2 of 2

| id | title | user_id |
|----|-------------------|---------|
| 1 | ব্যঞ্জন বর্ণ শিখি | 1 |
| 2 | স্বরবর্ণ শিখি | 1 |

Figure 4.4.23 database table3

| id | action_time | object_id | object_repr | change_m |
|----|----------------------------|-----------|--------------|---------------------|
| 1 | 2022-07-11 19:29:47.805991 | 1 | বাংলা শিখি | [{"added": {}}] |
| 2 | 2022-07-12 07:33:50.352457 | 1 | YOUR LESSON | |
| 3 | 2022-07-12 07:37:11.420258 | 2 | বাংলা শিখি | [{"added": {}}] |
| 4 | 2022-07-12 07:38:02.220391 | 3 | English | [{"added": {}}] |
| 5 | 2022-07-12 07:44:59.052515 | 3 | English | |
| 6 | 2022-07-12 07:44:59.060401 | 2 | বাংলা শিখি | |
| 7 | 2022-07-12 07:52:47.911173 | 4 | সাধারণ জ্ঞান | [{"added": {}}] |
| 8 | 2022-07-12 07:57:15.513645 | 5 | কবিতা | [{"added": {}}] |
| 9 | 2022-07-12 07:59:01.051280 | 5 | বাংলা কবিতা | [{"changed": {"fiel |
| 10 | 2022-07-12 08:05:11.904428 | 6 | ইসলাম শিক্ষা | [{"added": {}}] |

Figure 4.4.24 database table4

4.3 Interaction Design and user Experience

We created the user interface (UI) of our programs as straightforward as possible so that any sort of user could readily understand the entire UI process. Every activity now has a navigation drawer, making it incredibly easy and quick to move through. People and kids can study effortlessly without encountering any issues thanks to this user experience. They can do their quiz test for testing their progress also easily.

4.4 Implementation requirements

- The Backend of the system should be developed using Django.
- Localhost Django Admin is the preferred database for storing and managing all the data.

- Validating all the input fields using DJANGO so that the load in the server side reduces.
- Unauthorized access needed to prevent in a proper way
- Any invalid data input in the input field should be warned by various error messages.
- All the database queries should work properly.

CHAPTER 5

CONCLUSION AND FUTURE SCOPE

5.1 Discussion and Conclusion

This website offers a computerized learning system that will be useful to children. The entire procedure is done online, allowing children to study Arabic, English, and Bangla. It also has a facility for login where kids can 'login' and can see the courses. It has a facility of admin login where the admin can 'Add' courses. Admin can 'Edit'/'Update' courses. As well as admin can 'Remove' courses.

Working on the project was a good experience. One can easily get a brief idea about our project through reading this document.

We give a complete description of our system. The objective of the system is to influence kids to move into Smart learning that are easily accessible all around the world.

5.2 Scope of further development

1. We will develop:
2. Live Class.
3. Sound on click button.
4. Funny game.

REFERENCES

[1] Akhter, M., & Chaudhuri, J. (2013). Real Time Monitoring for the Most Vulnerable: Pre-Primary Education in Bangladesh. *IDS Bulletin*, 44(2), 97-112.

[2] Bhatta, S. D., Rahman, T., Rahman, M., Sharma, U., & Adams, L. (2020). The Landscape of Early Childhood Education in Bangladesh.

[3] Abdalla, A., Raisuddin, A. N. M., & Hussein, S. (2004). Bangladesh educational assessment: Pre-primary and primary madrasah education in bangladesh. *Basic education and policy support (BEPS)*.

[4] Shahjamal, M. M., & Nath, S. R. (2008). An evaluation of BRAC pre-primary education programme. Bangladesh: BRAC Centre (Published Research Report).

[5] Nath, S. R., & Sylva, K. (2007). Children's access to pre-school education in Bangladesh. *International Journal of Early Years Education*, 15(3), 275-295.

[6] Yasmin, S., Rumi, M. A., & Robert, S. (2020). Impact of Pre-primary Education on Children in Bangladesh: A Study on Government Primary Schools in Sylhet City. *American Journal of Educational Research*, 8(5), 251-258.

[7] Ahsan, M. T., Sharma, U., & Deppeler, J. (2011). Beliefs of pre-service teacher education institutional heads about inclusive education in Bangladesh. *Bangladesh Education Journal*, 10(1), 9-29.

KID'S DIGITAL LEARNING DIGITAL WAY TO TEACH KIDS!

ORIGINALITY REPORT

24%

SIMILARITY INDEX X

4%

INTERNET SOURCES

7%

PUBLICATIONS

5%

STUDENT PAPERS

PRIMARY SOURCES

| | | |
|----------|--|---------------|
| 1 | dspace.daffodilvarsity.edu.bd:8080 Internet Source | 12% |
| 2 | Submitted to Daffodil International University Student Paper | 8% |
| 3 | sourcejail.com Internet Source | 1% |
| 4 | Submitted to (school name not available) Student Paper | 1% |
| 5 | Submitted to Leeds Metropolitan University Student Paper | 1% |
| 6 | Submitted to University of Newcastle Student Paper | 1% |
| 7 | Submitted to Coventry University Student Paper | <1% |

Exclude quotes Off

Exclude matches Off

Exclude bibliography Off