

BEST TRAVEL BD-AN ONLINE TOURISM MANAGEMENT SYSTEM

BY

MD NADIM RIJVI SHAKIB

ID: 181-15-10652

SAZIB SEN NOYAN

ID: 181-15-10781

AND

ARONI RANI MONDAL NISHI

ID: 181-15-10660

This Report Presented in Partial Fulfillment of the Requirements
for the Degree of Bachelor of Science in Computer Science and
Engineering

Supervised By

Md. Tarek Habib

Assistant Professor

Department of CSE

Daffodil International University

Co-Supervised By

Md. Sadekur Rahman

Assistant Professor

Department of CSE

Daffodil International University



DAFFODIL INTERNATIONAL UNIVERSITY

DHAKA, BANGLADESH

JANUARY 2022

APPROVAL

This Project titled “BEST TRAVEL BD-An Online Tourism Management System”, submitted by MD Nadim Rijvi Shakib, Sazib Sen Noyan and Aroni Rani Mondal Nishi to the Department of Computer Science and Engineering, Daffodil International University, has been accepted as satisfactory for the partial fulfillment of the requirements for the degree of B.Sc. in Computer Science and Engineering and approved as to its style and contents. The presentation has been held on December 2021.

BOARD OF EXAMINERS



Chairman

Dr. Touhid Bhuiyan
Professor and Head

Department of Computer Science and Engineering
Faculty of Science & Information Technology
Daffodil International University



Internal Examiner

Dr. Fizar Ahmed
Assistant Professor

Department of Computer Science and Engineering
Faculty of Science & Information Technology
Daffodil International University



Internal Examiner

Nusrat Jahan
Senior Lecturer

Department of Computer Science and Engineering
Faculty of Science & Information Technology
Daffodil International University



External Examiner


Dr. Mohammad Shorif Uddin
Professor

Department of Computer Science and Engineering
Jahangirnagar University

DECLARATION

We hereby declare that, this project has been done by us under the supervision of Mr. Md. Tarek Habib, Assistant Professor, Department of CSE, Daffodil International University. We also declare that neither this project nor any part of this project has been submitted elsewhere for award of any degree or diploma.

Supervised by:




Md. Tarek Habib

Assistant Professor

Department of CSE

Daffodil International University

Co-Supervised by:



Md. Sadekur Rahman

Assistant Professor

Department of CSE

Daffodil International University

Submitted by:



MD Nadim Rijvi Shakib

ID: 181-15-10652

Department of CSE

Daffodil International University



Sazib Sen Noyan

ID: 181-15-10781

Department of CSE

Daffodil International University



Aroni Rani Mondal Nishi

ID: 181-15-10660

Department of CSE

Daffodil International University

ACKNOWLEDGEMENT

First, we express our heartiest thanks and gratefulness to almighty God for His divine blessing makes us possible to complete the final year project/internship successfully.

We really grateful and wish our profound our indebtedness to Mr. Md. Tarek Habib, Assistant Professor, Department of CSE Daffodil International University, Dhaka. Deep Knowledge & keen interest of our supervisor in the field of Augmented Reality to carry out this project. His endless patience, scholarly guidance, continual encouragement, constant and energetic supervision, constructive criticism, valuable advice, reading many inferior drafts and correcting them at all stage have made it possible to complete this project.

We would like to express our heartiest gratitude to Professor Dr. Touhid Bhuiyan, Professor and Head, Department of CSE, for his kind help to finish our project and also to other faculty member and the staff of CSE department of Daffodil International University.

We would like to thank our entire course mate in Daffodil International University, who took part in this discuss while completing the course work.

Finally, we must acknowledge with due respect the constant support and patients of our parents.

ABSTRACT

Bangladesh is primarily a land of natural beauty, and its beauty is growing by the day. That's why our country offers some excellent travel facilities to all the people around the world. And our team is working here for serving the travelers with maximum facilities. It will be helpful for the travelers.

In our courses we have learned web application and android application. There we have known about some languages like HTML, CSS, JS, PHP and MySQL. In android we have learned about XML and JAVA for simple android app execute. Our teachers informed about those languages for real time uses. We applied those for our project. BEST TRAVEL BD-An Online Tourism Management System is an online based project that allows users to book hotels, vehicles and food online. Users can quickly go to the website or app and reserve their preferred hotel to stay. It will make booking easier for the travelers. In addition, clients' data will be better safeguarded. It would also make it easier for staff to keep track of clients and respond fast to comments on their online booking orders.

TABLE OF CONTENT

APPROVAL	i
DECLARATION.....	ii
ACKNOWLEDGEMENT.....	iii
ABSTRACT.....	iv
LIST OF FIGURES	viii
LIST OF TABLES	x
CHAPTER 1	
INTRODUCTION.....	1
1.1 Introduction	1
1.2 Motivation	2
1.3 Objective	2
1.4 Expected Outcome	3
1.5 Report Layout.....	3
CHAPTER 2	
BACKGROUND	5
2.1 Introduction	5
2.2 Related Works	5
2.3 Comparative Analysis	6
2.3.1 deshghuri.com.....	7
2.3.2 Travel Mate.....	8
2.3.3 Travel Bangladesh	9
2.3.4 hotels.com.....	10
2.3.5 agoda.com.....	11
2.3.6 expedia.com.....	12
2.3.7 chowsbd.com	13
2.4 Scope of The Problem.....	14
2.5 Challenges	14
CHAPTER 3	
REQUIREMENT SPECIFICATION	15
3.1 Introduction	15
3.2 Analysis of Requirements	15
3.3 Use Case Diagram.....	16
3.4 Tables of Use Case Diagram.....	17
3.5 Component Diagram	18

3.6 Data Flow Diagram for Web	19
3.7 Sequence Diagram.....	20
3.8 Data Flow Diagram for App	21
3.9 Class Diagram for App.....	22
3.10 Design Requirement.....	22
CHAPTER 4	
DESIGN SPECIFICATION	23
4.1 Introduction	23
4.2 Web View.....	23
4.2.1 Front-End Design	23
4.2.2 Home page	24
4.2.3 About	25
4.2.4 Services.....	25
4.2.5 Team	26
4.2.6 Places and Hotels by Division	26
4.2.7 Visitor Experience	27
4.2.8 Contact.....	28
4.2.9 Reservation	28
4.2.10 Reservation Confirmation.....	29
4.2.11 Admin Log In	30
4.2.12 Admin Status	30
4.2.13 Room Booking.....	31
4.2.14 Payment list	31
4.2.15 Payment Slip.....	32
4.2.16 Back-End Design.....	33
4.2.17 Database.....	33
4.3 App View	34
4.3.1 App Design	34
4.3.2 App Outlook	36
CHAPTER 5	
CONCLUSION AND FUTURE VISION	38
5.1 Introduction	38
5.2 Future Scope.....	38
5.3 Conclusion.....	39
APPENDIX.....	41

REFERENCES.....	42
PLAGIARISM REPORT.....	43

LIST OF FIGURES

FIGURES	PAGE NO
Figure 2.3.1 Deshghuri	7
Figure 2.3.2 Travel Mate	8
Figure 2.3.3 Travel Bangladesh	9
Figure 2.3.4 hotels.com	10
Figure 2.3.5 Agoda.com	11
Figure 2.3.6 Expedia.com	12
Figure 2.3.7 chowsbd.com	13
Figure 3.3.1 Use Case Diagram	16
Figure 3.5.1 Component Diagram	18
Figure 3.6.1 Data Flow Diagram for Web	19
Figure 3.7.1 Sequence Diagram	20
Figure 3.8.1 Data Flow Diagram for App	21
Figure 3.9.1 Class Diagram for App	22
Figure 4.2.1 Home Page	24
Figure 4.2.2 About	25
Figure 4.2.3 Services	25
Figure 4.2.4 Team	26
Figure 4.2.5 Places by Division	26
Figure 4.2.6 Hotels by Division	27
Figure 4.2.7 Visitor Experience	27
Figure 4.2.8 Contact	28
Figure 4.2.9 Reservation	28
Figure 4.2.10 Reservation Confirmation	29
Figure 4.2.11 Admin Log In	30
Figure 4.2.12 Admin Status	30
Figure 4.2.13 Room Booking	31
Figure 4.2.14 Payment List	31

Figure 4.2.15 Payment Slip	32
Figure 4.2.16 Database	34
Figure 4.3.1 Sign in Page	36
Figure 4.3.2 Division View	36
Figure 4.3.3 Tourist Places	36
Figure 4.3.4 About a Location	37
Figure 4.3.5 About Vehicles	37
Figure 4.3.6 About Food	37

LIST OF TABLES

TABLES	PAGE NO
Table 3.3.1: User Reservation for Hotel, Vehicle and Food	17
Table 3.3.2: Admin Action on Confirmation of a Booking	17

CHAPTER 1

INTRODUCTION

1.1 Introduction

Natural beauty, historical landmarks, historic mosques, resorts, monuments, woodlands and hills, animals, and seashores, among other things, abound in Bangladesh. Our land is mostly a river-based country with a number of stunning natural treasures. Nature-based tourism, culture-based tourism, and research-based tourism all have a wide range of applications in our country. Tourism is clearly defined as travel for pleasure, recreational, religious, familial, or commercial purposes.

Tourism is one of the most significant sources of revenue for every country in today's globe. It might be domestic or worldwide in scope. Every year, a big number of tourists from all over the world go to Bangladesh to witness the country's numerous beautiful attractions. The world's longest sandy beach attracts the majority of visitors to Cox's bazaar. However, there are many other beautiful places in our country that the majority of people, whether from here or elsewhere, do not visit or are ignorant of. The result is unknown because to a lack of appropriate knowledge or planning. That is why we are developing "Best Travel BD" as a website and app.

- This idea might easily benefit people from all areas of life in learning and comprehending, both at home and abroad.
- There are many beautiful places in our country. On our website, users may also create accounts.
- They have their own schedule for seeing those places. They may easily acquire information on how to do so, including how to travel there and where to stay, as well as schedule their desired time period. Our website will allow anyone to reserve a spot. They will be able to arrange their trips considerably
- Easier as a result of this.
- Anyone may also use our website to make reservations at local eateries.
- Traveling within our own country is now considerably easier. In the near future, we want to give additional options.

1.2 Motivation

Tourism is a significant source of cash for many countries. Despite the fact that tourism is the world's largest and fastest-growing sector in today's business world, the current situation of Bangladesh tourism is not very good due to a number of challenges that impact our industry. This industry is unable to achieve its objectives due to ineffective marketing strategies. Bangladesh tourism is not performing as well as other sectors of the economy that contribute to foreign currency inflows into the country. In 2016, tourism contributed 2.2 percent to GDP directly; in 2017, it contributed 6.2 percent, and in 2019, travel and tourism contributed 7.6 percent to GDP growth. Though the contribution of travel and tourism to Bangladesh's GDP development has fluctuated greatly in recent years, it has tended to fall from 2000 to 2019, ending at 7.6% in 2019.

The purpose of this project, on the other hand, is to figure out how to attract both local and foreign visitors to choose our country as a holiday destination, so that our economy and tourism sector may flourish. If sufficient marketing planning and strategy are devised and implemented, tourism may provide value to Bangladeshi businesses, culture, and economy. As a result, we believe our website will have a substantial impact on our country's social, environmental, and economic well-being.

1.3 Objective

We highlight some of our project's primary aims in light of the development of the tourist sector in our country. We've also highlighted some potential goals for our future work on this project:

Through this website, we hope to convey information about the inner beauty and amenities of many locations around our country.

- To share information and ideas on various trips, hotels, and resorts in our country.
- To provide users with the ability to book their own tour packages.
- Allow people to establish their own event where they may build their own tour itinerary and tag other users.
- To allow users to establish their own blogs on which other users may remark and discuss various trip ideas with other people.

- Users should be able to store various tours, hotels, and resorts related plans in their own wish list for a better comprehension of their plans.

1.4 Expected Outcome

Our project's goal is to create a website that will assist people with various types of plans and relevant information, making their tour planning more effective and making it much simpler to visit various types of locations in our nation. We have created a user-friendly design for this website so that visitors may simply engage with it. A user must first register on our website, which is completely free. They will then just log on and begin utilizing our website for their own travelling needs. So that they will no longer require the assistance of others. We're attempting to make our website more self-contained so that users won't have to download additional apps or websites or hunt for additional web pages to supplement the primary website.

1.5 Report Layout

Chapter 1: Introduction

We attempted to cover the project's introduction, motivation, aims, and predicted conclusion in Chapter 1. Finally, the report layout is used to convey the overall concept.

Chapter 2: Background

The backdrop of the application has been explored in this chapter. We also locate and describe the project's connected activities and scope. The difficulties are also explained here.

Chapter 3: Requirements Specification

The whole focus of this chapter will be on requirements specification. Modeling of business processes, analysis of requirements gathered, project use case model and description. Finally, there are design requirements and a logical data model.

Chapter 4: Design Specification

This chapter will go through the project's design. The requirements for front-end, back-end, interaction design, UX, and implementation are all outlined here.

Chapter 5: Conclusion and future scope

This is where we bring everything about the project to a close. Also, jot down some ideas for future projects.

CHAPTER 2

BACKGROUND

2.1 Introduction

In this chapter, we will explain and discuss some of the current websites or applications that are similar to our work. We'll strive to highlight the positive and negative aspects of various websites and apps.

We'll also talk about how our website will vary from other applications and websites, as well as what features we can include from those sites into our own to make it better.

Finally, we'll talk about the issues and breadth of our website's problem.

2.2 Related Works

We examined various existing applications and websites to evaluate the problems and viability of our proposed solution, which we will detail below.

We've compiled a list of some of the most popular websites and applications, which you can find below.

- deshghuri.com
- [Travel mate](#)
- [Travel Bangladesh](#)
- wego.com
- zkteco.com.bd
- agoda.com
- expedia.com
- garivara.com.bd
- chowsbd.com
- hotels.com

2.3 Comparative Analysis

Described related work, we followed for the idea. Basically, most of the website, we can see that, they mainly work for reserving or booking a hotel room or rent a car or booking in a restaurant for book their table. So mainly when a visitor wants to go for a travel, they can usually book a hotel room, but when they go to the spot they can realize that the price of the rent of vehicles are so much. Recently in Cox's Bazar, the price of the normal food items is so high. On the other hand, sometimes visitor does not get any vehicle or not able to get the best restaurant for their meal to taste special food menu. So, we are trying to observe all the problems in those websites, then make a plan to make something new and easier for the visitors, to reduce harassment.

2.3.1 deshghuri.com

It's a website which provides packages for tour. There are different types of trip plans and sometimes they give discounts on their trips [1].

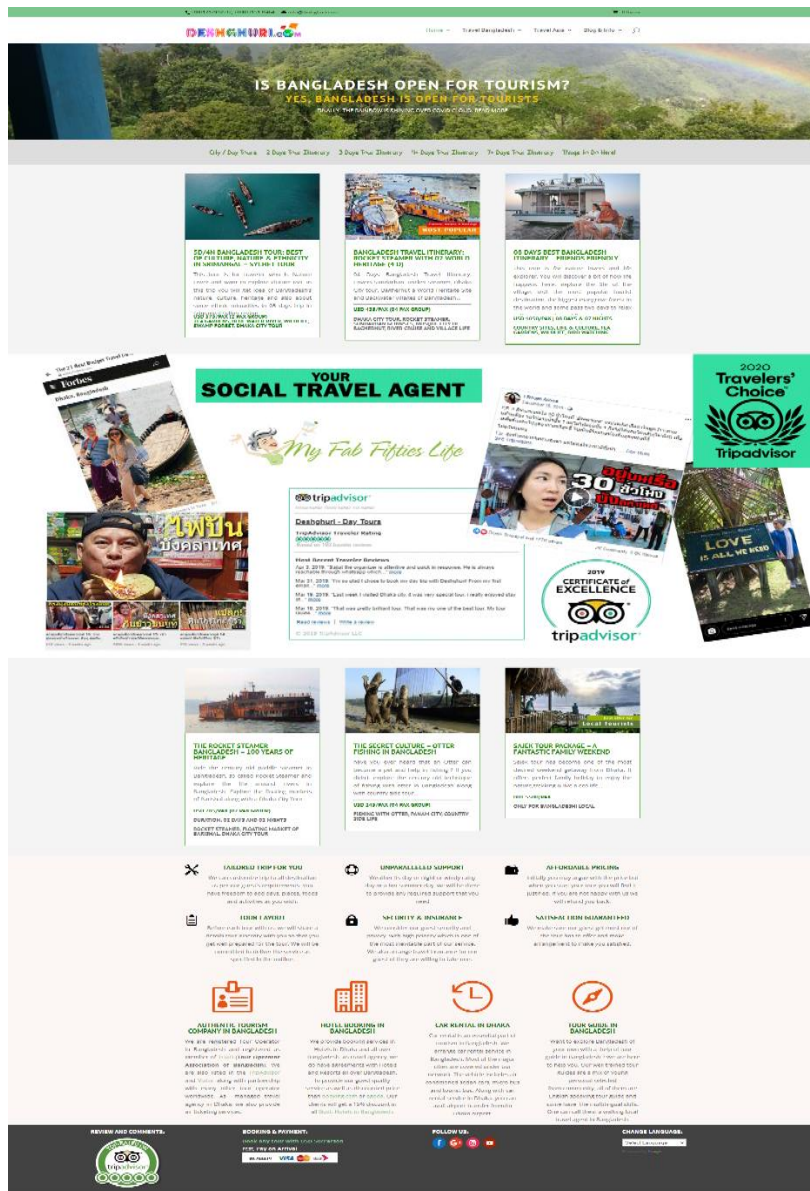


Figure 2.3.1 deshghuri

2.3.2 Travel Mate

It's also website that provides packages for tours. Besides, they are also helpful in booking air tickets, reservation of hotels and tourist travel transports.[2]

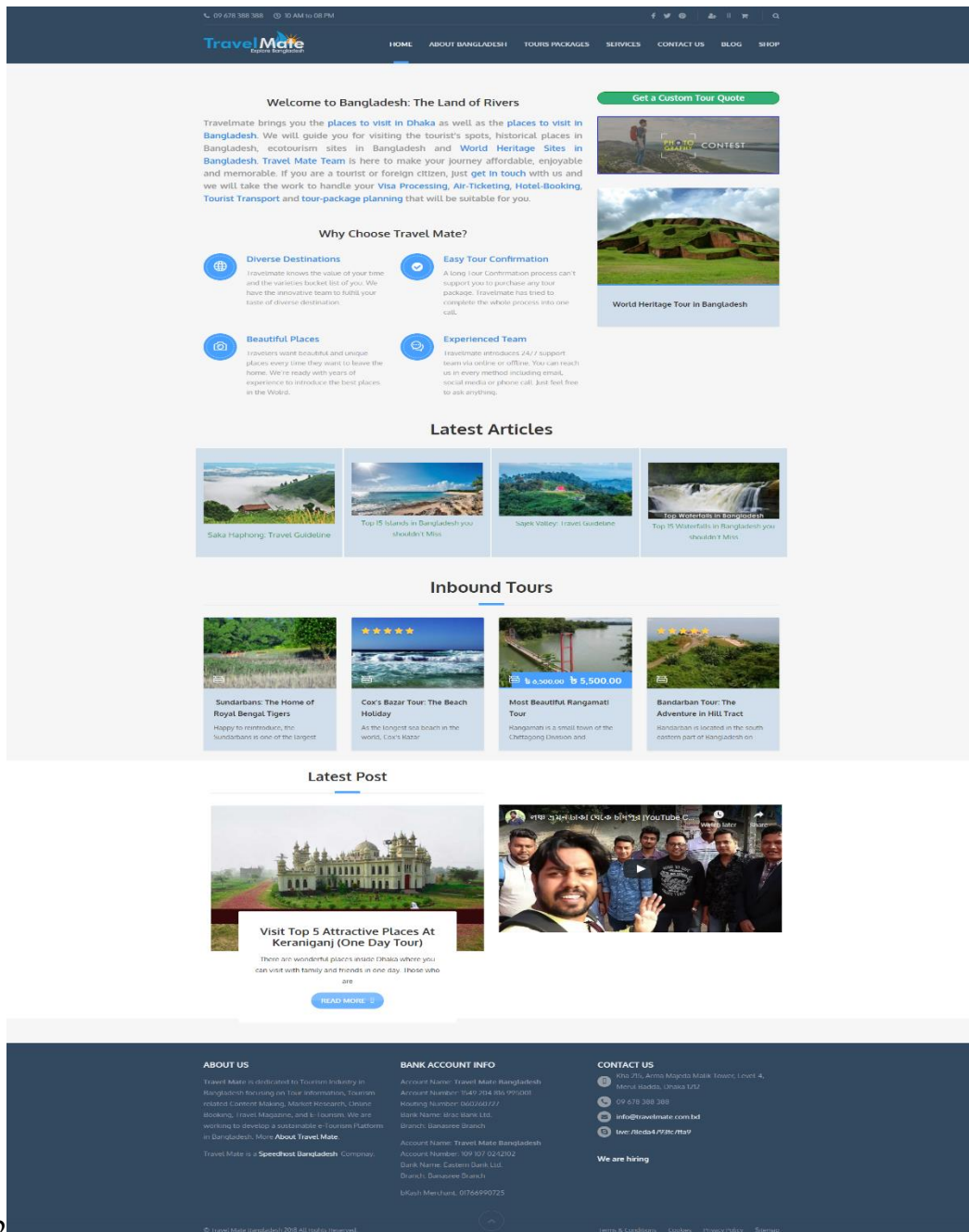


Figure 2.3.2 Travel Mate

2.3.3 Travel Bangladesh

It's a website that provides information. It can suggest names of restaurants, hotels and resorts. But this site takes many times in loading.[3]

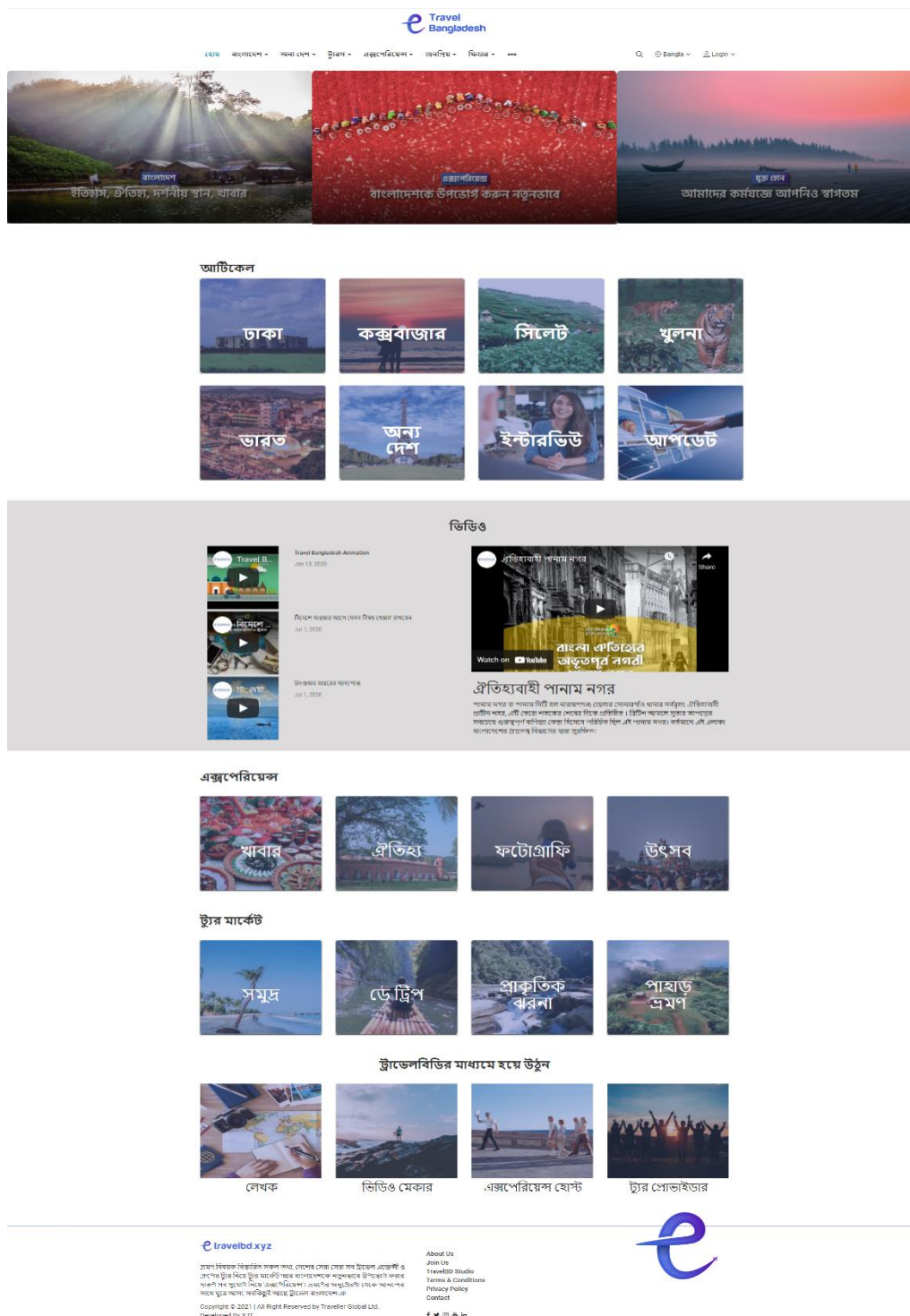


Figure 2.3.3 Travel Bangladesh

2.3.4 hotels.com

It's a website that provides information about hotels. It can suggest names of restaurants, hotels and resorts. But this site takes many times in loading.[10]

The screenshot displays the Hotels.com homepage. At the top, there is a navigation bar with the Hotels.com logo, currency (USD), help, and user options (Trips, Sign In). Below this is a large search area with the heading "Where to?" and a search bar containing "e.g. Bangkok". To the right of the search bar are fields for "Check-in: Wed, Dec 29", "Check-out: Thu, Dec 30", and "Guests: 1 room, 2 guests", along with a "SEARCH" button. The background of the search area is a scenic landscape with mountains and a lake.

Below the search area, there are three promotional banners: "Free cancellation on most hotels*", "Our price guarantee Find out more >", and "Get a reward night for every 10 nights you stay >".

The next section is titled "A snapshot of the world's most picture-perfect properties" and features four property cards: "TreeHouse Villas Thailand", "explora Patagonia Chile", "Grand Miramar Mexico", and "Kakslautanen Arctic Resort Finland". A "SEE MORE" button is located below these cards.

Following this is a "Travel with confidence" section, which includes sub-sections for "Official health standards", "Social distancing", "Hygiene and sanitisation", and "Essentials at the property".

The "Hotels.com Rewards" section is also present, featuring a "JOIN NOW" button and a "SIGN IN" button.

Below the rewards section is a "Start planning your next getaway" section with three cards: "LAST MINUTE DEALS", "DEALS FINDER", and "DISCOVER OUR MOBILE APP".

The "We do more than just hotels..." section features a grid of property types: Resorts, Apartments, Hotels, Guest houses, Hostels, and BnBs.

At the bottom of the page, there is a footer with various links and information, including "Top destinations", "Top countries & regions", "Support & FAQ", "For suppliers, affiliates and the media", "User terms & privacy", "Website feedback", "About us", "Let your property", "Careers", "Travel Guide", "Site index", and "opedia group".

Figure 2.3.4 hotels.com

2.3.5 agoda.com

It's a website that provides information. It can suggest names of restaurants, hotels and resorts. But this site takes many times in loading.[6]

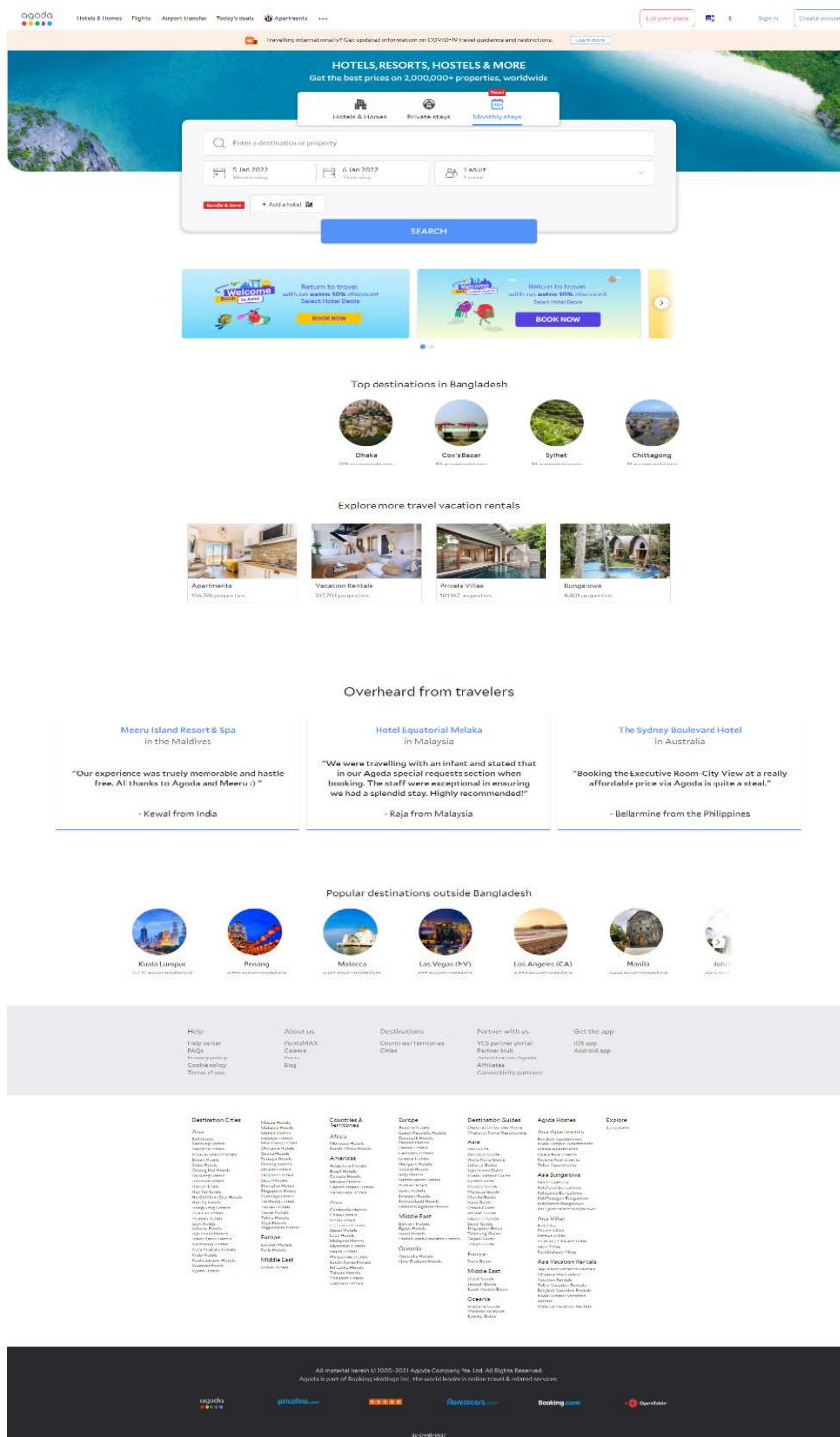


Figure 2.3.5 Agoda

2.3.6 expedia.com

It's a website that provides information. It can suggest names of restaurants, hotels and resorts. But this site takes many times in loading [7].

The screenshot displays the Expedia.com homepage. At the top, there is a navigation bar with the Expedia logo, a 'More travel' dropdown, and links for 'English', 'List your property', 'Support', 'Trips', and 'Sign In'. Below this is a search bar with tabs for 'Stays', 'Flights', 'Cars', 'Packages', 'Things to do', and 'Cruises'. The search bar includes a 'Going to' field, a 'Check-in' field (Jan 10), and a 'Check-out' field (Jan 11). There are also checkboxes for 'Add a flight' and 'Add a car', and a 'Search' button. Below the search bar is a banner for 'Changes are coming to Expedia Rewards' with a 'Learn more' link. The main content area features a large banner for 'Bucket list trips to take in 2022' with a 'Spark your wanderlust' button. Below this is a section titled 'Here to help keep you on the move' with three cards: 'Change or cancel a trip', 'Use a credit or coupon', and 'Track your refund'. The next section is a grid of travel-related images with captions: 'CITY BREAKS: Urban escapes to suit every style', 'SUN SEEKER: Chase the sun with these warm weather getaways', 'SPRING GETAWAYS: Plan a fresh start this spring with a seasonal escape', 'LUXURY ESCAPES: High-end getaways with affordable price tags', and 'TRAVEL 2022: Your long-weekend getaway calendar for 2022'. Below this is a section for 'Plan your trip in a snap on the app' with a QR code and a 'Get the app' button. At the bottom, there is a footer with the 'expedia group' logo and several columns of links: 'Company' (About, Jobs, My property, Partnerships, Newsroom, Investor Relations, Advertising), 'Explore' (United States of America travel guide, Hotels in United States of America, Vacation rentals in United States of America, Vacation packages in United States of America, Domestic flights, Car rental in United States of America, All accommodation types), 'Terms and Policies' (Privacy policy, Terms of use, Expedia Rewards Terms, Accessibility, Do not sell my personal information), and 'Help' (Support, Cancel your hotel or vacation rental booking, Cancel your flight, Refund timeline, policies in progress, Use an Expedia coupon, International travel documents). A small copyright notice is visible at the bottom: '© 2021 Expedia, Inc. All Expedia Group company and/or service marks. Expedia and the Expedia logo are trademarks or registered trademarks of Expedia, Inc. CSTX 20210215-001'.

Figure 2.3.6 Expedia.com

2.3.7 chowsbd.com

It's a website that provides information. It can suggest names of restaurants, hotels and resorts. But this site takes many times in loading.[9]

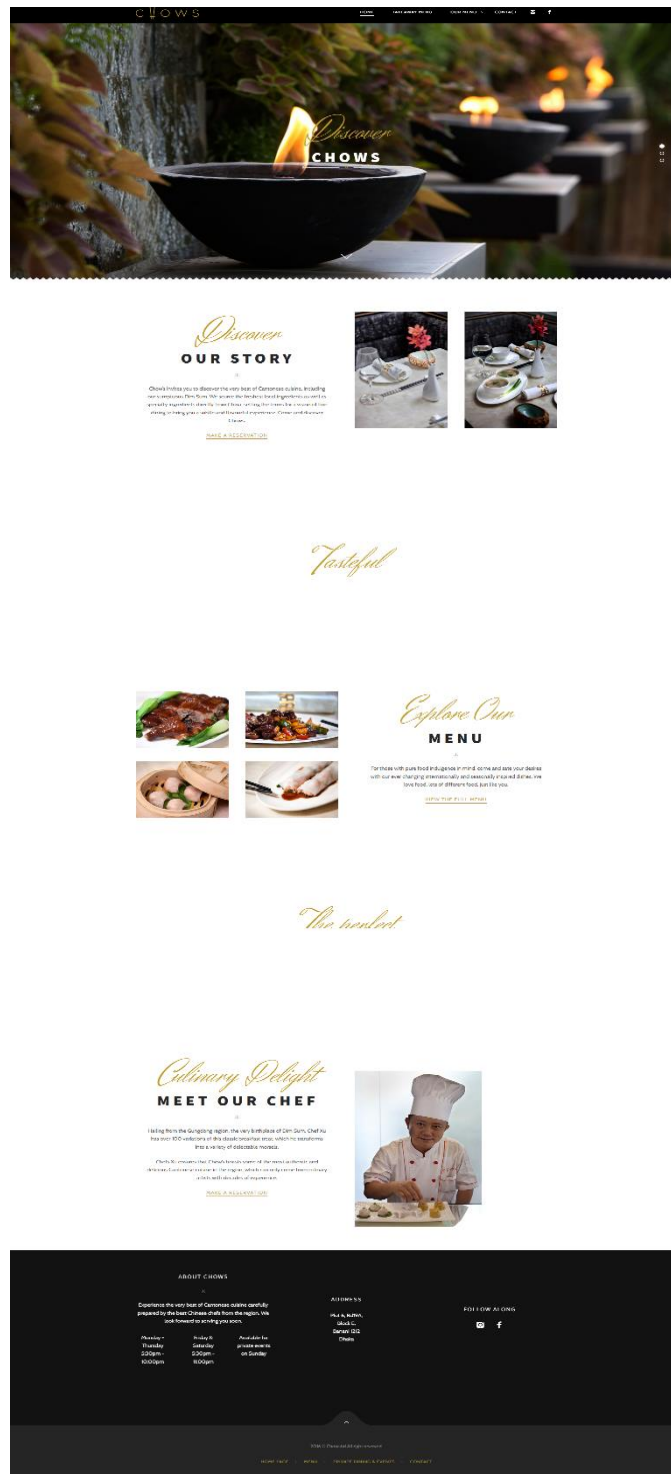


Figure 2.3.7 chowsbd.com

2.4 Scope of The Problem

Basically, we're aiming to create a website where users can find all of the information, they need to plan their trip in one spot. Although there are several current programs with relevant solutions, the most of them are not user pleasant. Some of those programs also have design flaws or other constraints, such as the inability to offer accurate information or information that is out of current. Most of them only provide hotel information, contact lists, or locations near various tourist and famous places within our country, but they don't provide nearly enough or good information about those tourist places in detail, which is the primary reason why people choose to visit those places and stay in hotels or resorts near those places.[4] If a consumer need assistance from various websites or applications for their sightseeing or other needs, they may be required to install several applications, which will consume a significant amount of time, place them in a bothersome situation, and be tedious. So, instead of having to visit all of those websites or applications to seek help, we've come up with this concept where folks can receive it all in one spot, from our website, saving them time. It will help them save time.

2.5 Challenges

When you're doing anything or working on a project, you're likely to run into many challenges and barriers. Those are the most difficult obstacles that we must all conquer. As a result, we have certain difficulties in our project as well. We had some obstacles when establishing our project because we are new to this type of platform, but we did our best to make our website as user-friendly as possible, as attractive as possible in terms of design, and as informational as possible for the purposes of assisting others. We attempted to make our project as error-free as possible, but we still need to test it more thoroughly. Then there's the fact that our entire endeavor is built on tour plans. It will be difficult for us to collect data and improve our website if individuals do not share their reviews or experiences. As a result, we must guarantee that things are in our favor and that of others. These items may provide difficulties for us, which we must conquer.

CHAPTER 3

REQUIREMENT SPECIFICATION

3.1 Introduction

This portion will explain the presentation of the application, the functions of the service, and who will be able to access and use it. It will demonstrate what information is required to develop this project and how it functions. It's crucial because it demonstrates how the requirements interact with the system.

3.2 Analysis of Requirements

- The application will help users to find and select tourist places, hotels, vehicles and food.
- When a user searches for a place to visit, the application will suggest him/her the nearby places and hotels.
- They can also find vehicles and foods in the same part.
- It will help them completing the booking process of hotels, vehicles and food.
- After a successful booking, the program will provide a booking confirmation message to the user.
- Users will be able to make online reservations 24 hours a day.

3.3 Use Case Diagram

Mainly use case diagram works on summaries some of the relationships between use case, actors and systems. It does not follow the order all the times. Basically, it specifies the context of a system, capture the requirements and validate system architecture. It says what functions will the actor want from the system of a project and actor can create, read, update and delete also. In figure 3.1, we can see that the actor user and admin can access some functions. User is connected with home and room book, and admin is connected with admin panel and log in function.

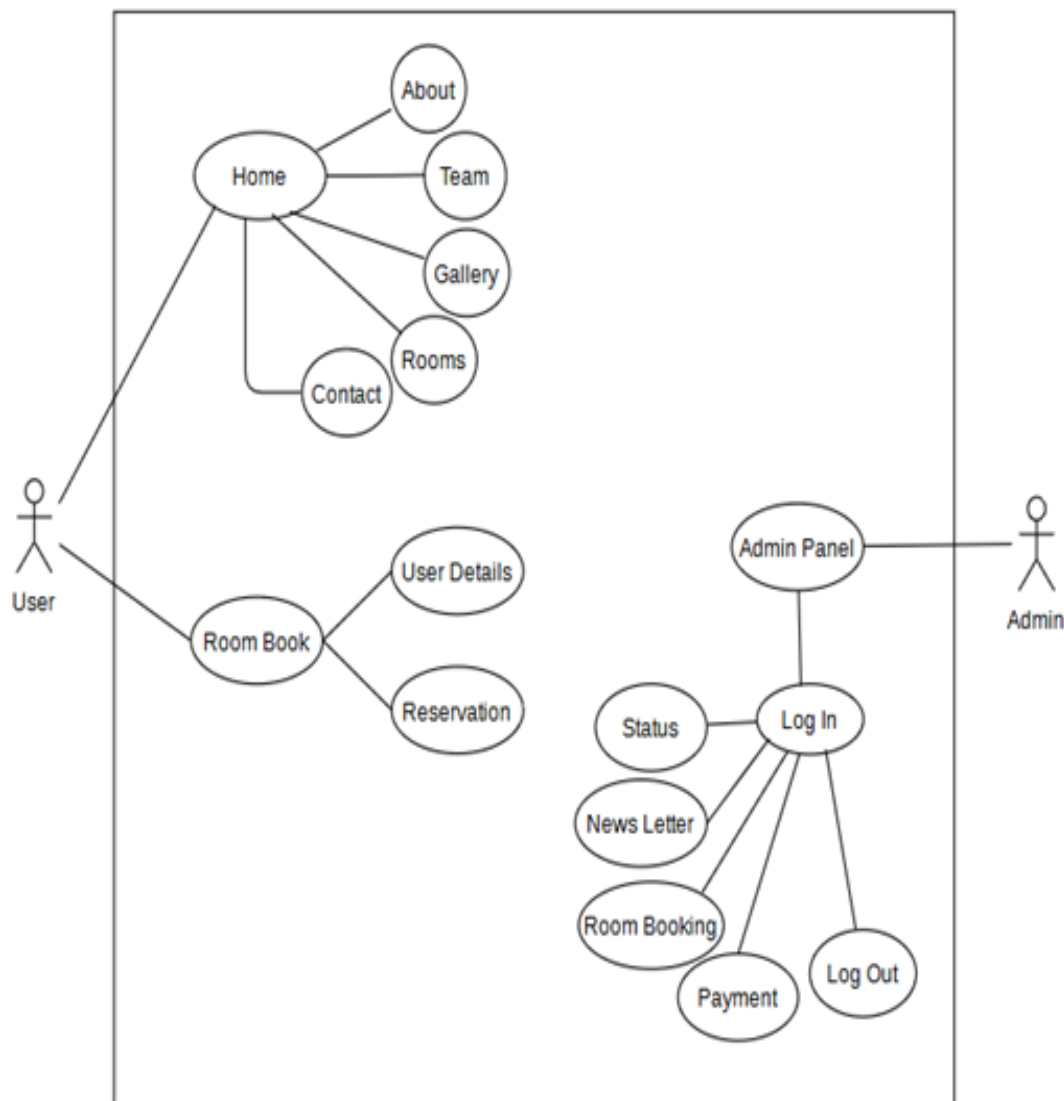


Figure 3.3.1: Use Case Diagram

3.4 Tables of Use Case Diagram

Table 3.4: User Reservation for Hotel, Vehicle and Food

Use Case Name	Search for Hotels, Foods and Vehicles
Actor	User
User Action	<p>System Response</p> <ol style="list-style-type: none"> 1. Search For Our Hotels According to The Divisions. 2. Display The Room Description. 3. Select Room Type with Details. 4. Select Foods and Vehicles, If Wants. 5. Confirm Booking. 6. Get Booking Confirmation Slip. 7. Update Booking Details and Display New Booking Details.

Table 3.3.2: Admin Action on Confirmation of a Booking

Use Case Name	Admin Action
Actor	Admin
User Action	<p>System Response</p> <ol style="list-style-type: none"> 1. Confirm Booking or Not by Checking Notification Status. 2. Send User A Confirmation Mail. 3. Collect Payment Slip and Save It. 4. Add Or Delete Rooms.

3.5 Component Diagram

Mainly competent diagram works on various high levels of functionality that break down the actual system under development. Each component has an aim which is clear. It describes the components used to make functions. But it does not describe the functionality directly. We mainly use it for our project to visualize the physical components and organizations and relationships of the components which is clear in figure 3.2.

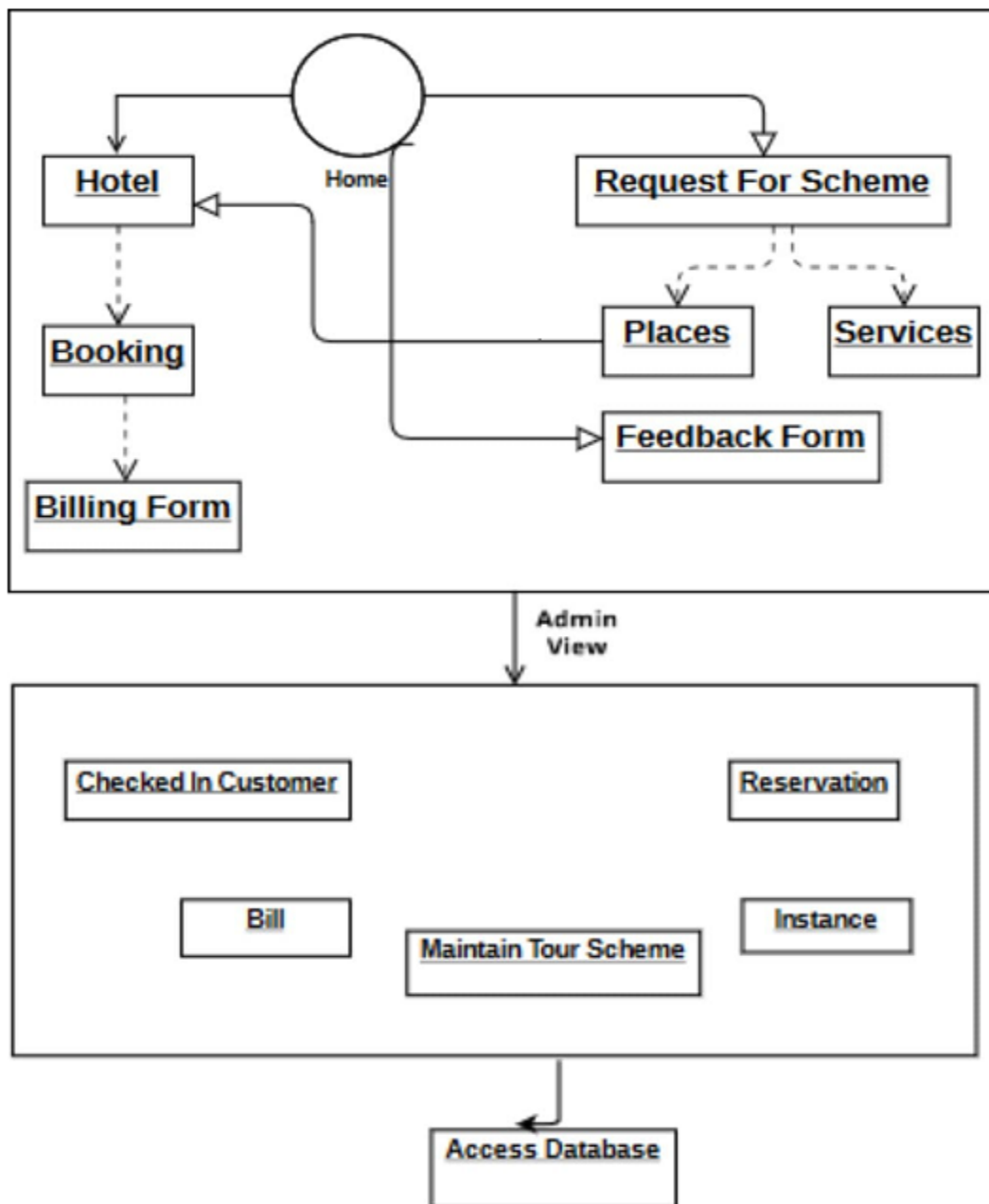


Figure 3.5.1 Component Diagram

3.6 Data Flow Diagram for Web

We used data flow diagram for the graphical view of our system. It shows the flow of data receiving and sending. It works by receiving data and produce output with different kinds of processes by the help of database. Every process has a different name to identify each showed in figure 3.3. We can see travel agency management, visitor management, vehicle and food management and so one sends data to the database and database receives them. After that is make a process and make an output for us.

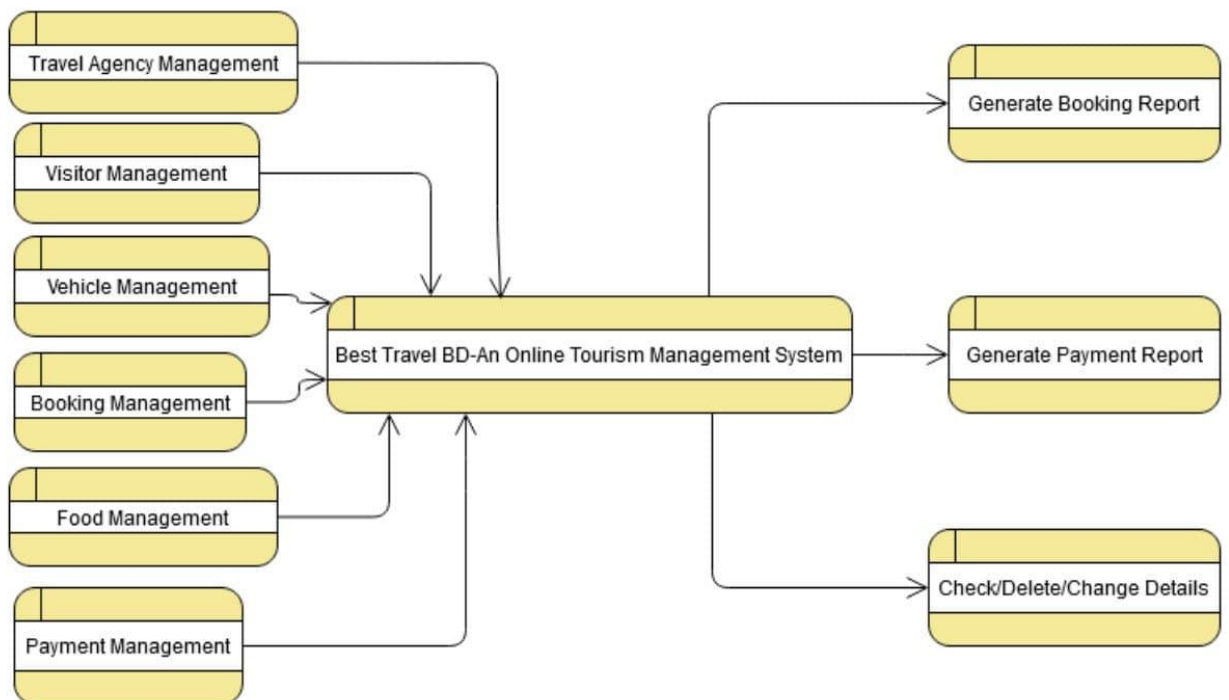


Figure 3.6.1 Data Flow Diagram for Web

3.7 Sequence Diagram

It gives us clear realization how our system works by sending commands and receiving commands. It works between active object in a system. Sequence diagram shows all the possible paths of a system and detail how operations are carried out. We can see in figure 3.4, how messages are sent to one to another and how they response and also when. Basically, in horizontally we can see the pass of messages and vertically is time. This time is not duration, it is for the order.

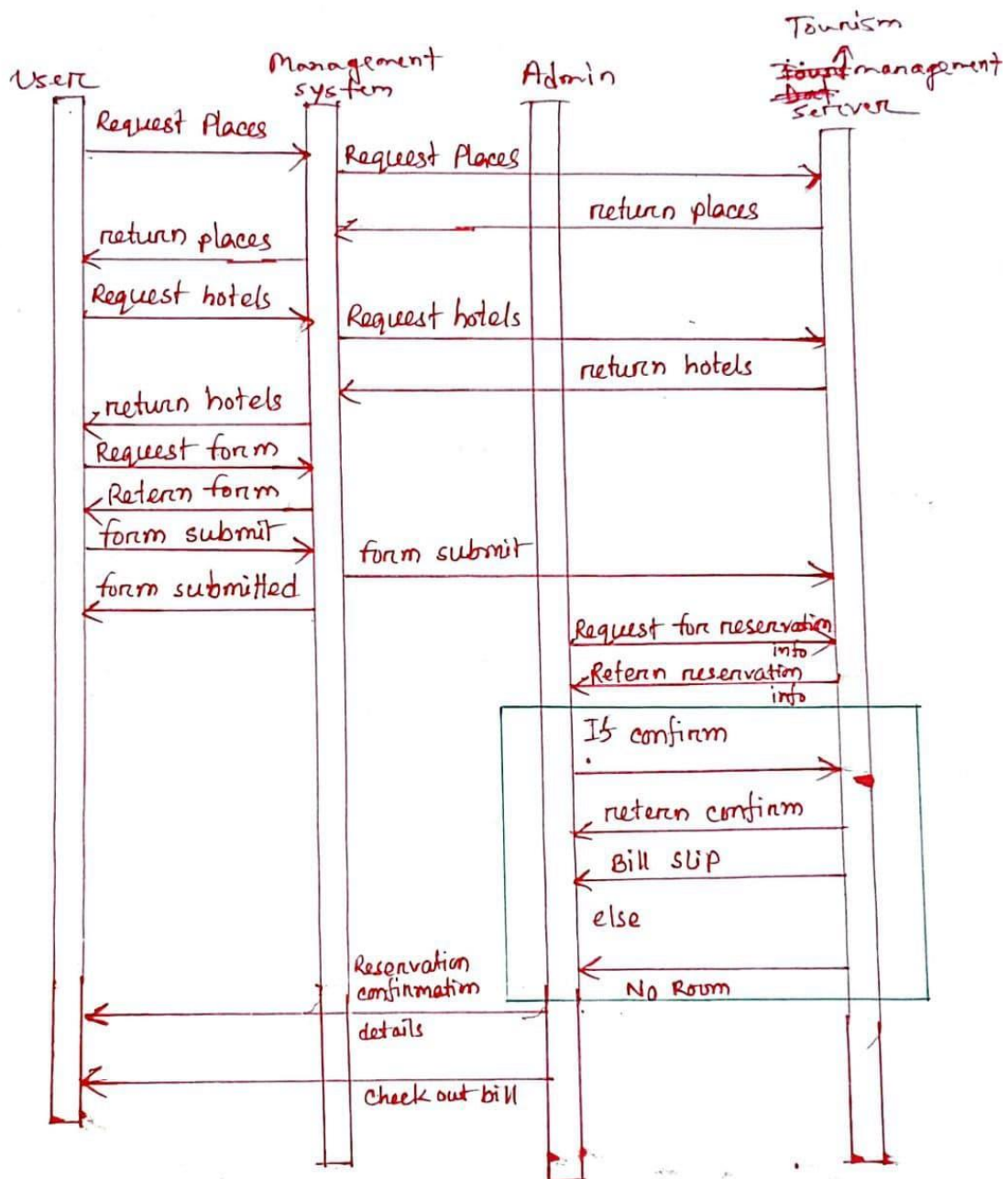


Figure 3.7.1 Sequence Diagram

3.8 Data Flow Diagram for App

As we know, data is the most important part of any system or application. At the end we get a data and at the start we need some data also for our work. In the logical data model, we can describe the structure of data items. Also, this model describes the connections of the items as well. From this app, users can sign in in our app. Then they will be able to see the home page and from there they will be able to select the division where they want to travel. And then they can see the specific places from the division, where they want to visit and they will be able to search the nearby hotels and can get the reservation and also get the food and vehicle facilities.

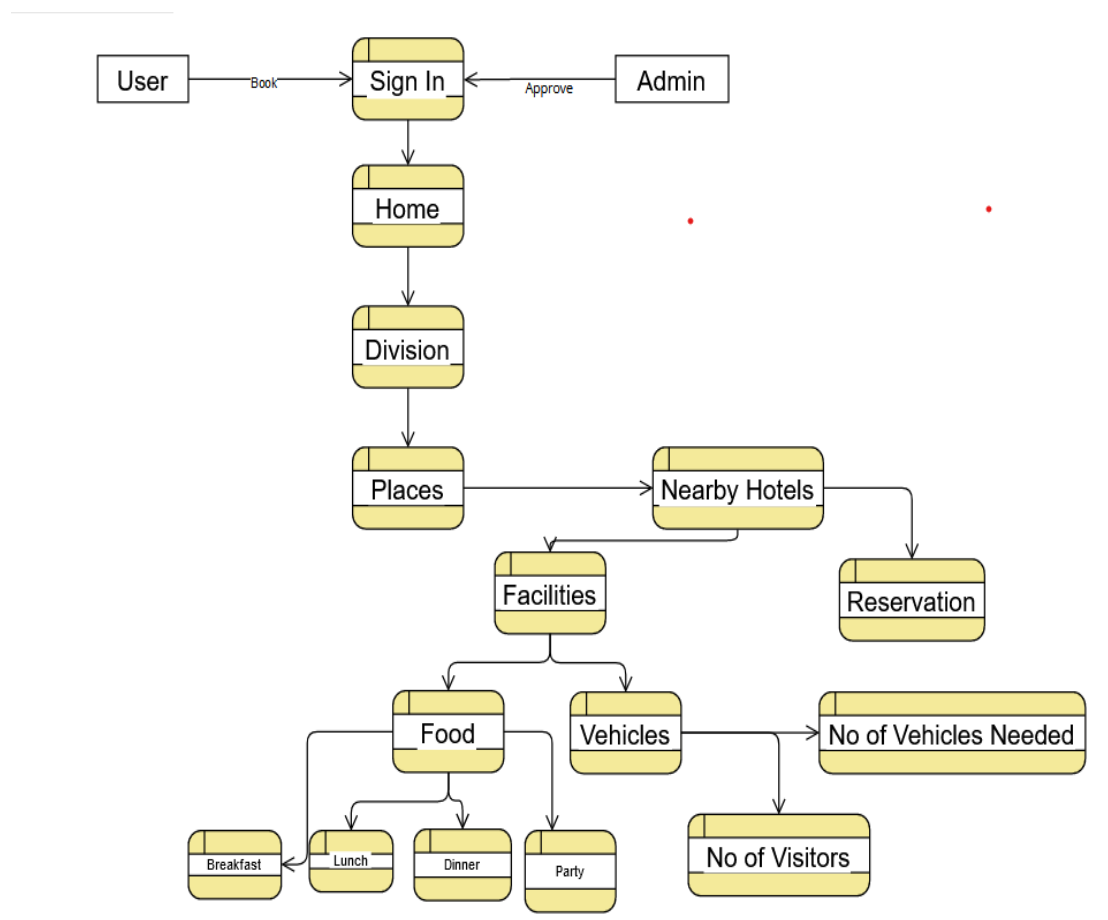


Figure 3.8.1 Data Flow Diagram for App

3.9 Class Diagram for App

Class diagram is a static diagram system that describes the structure of a system that shows the system's classes, their attributes, operations or methods. It also describes their relationship among objects. Basically, it provides a basic notation and follow UML format. Class diagram provides a set of classes and the relationship between those classes. It helps a lot to the developer and also make easy to realize to the others. In figure 3.6, we provided the classes and make a proper relation between them. We mainly used public and protect type of visibility.

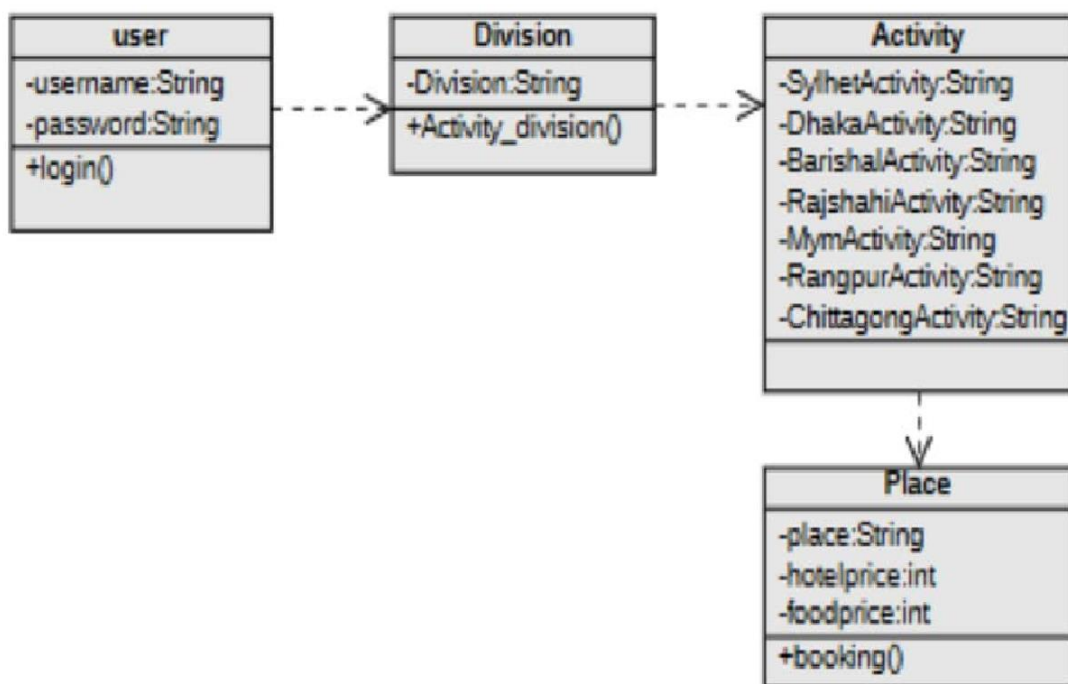


Figure 3.9.1 Class Diagram for App

3.10 Design Requirement

- i. There will be two categories of users in this system: Admin and Visitors.
- ii. This system allows the users to view hotels by division.
- iii. The user can make booking and get slip by mail.
- iv. The admin panel allows the admin to manage anything.
- v. After confirming the booking, the user will get a notification.
- vi. Admin can get a payment slip for the user.

CHAPTER 4

DESIGN SPECIFICATION

4.1 Introduction

This chapter will go through the project's User Interface (UI). User Interface is the most crucial design to do because without a good and user-friendly UI, the users won't be interested to use the application. This chapter will describe the App and both front end design and back-end design for Web.

4.2 Web View

Here is how we designed the website through Front End and Back End.

4.2.1 Front-End Design

The portrayal of a website is called front-end design. It's the method of communication between the users and the database. Front-end design is a term used to present a client-side development. In most aspects of web design, the most important component is to design the frontend. We used font awesome and glyph icons for the icons we used in our website. Bootstrap is a free front-end solution that makes web development run faster and easier. Bootstrap provides templates for fonts, menus, buttons, tables, navigation, modal dialogs, images carousels, and so more, as well as optional Js extensions. Here are the elements used for the web design:

We chose bootstrap for the front end because it's simple to use and alter. Bootstrap is a framework that makes it easier and faster to create websites. It offers design templates for typography, forms, buttons, tables, navigation, modals, picture carousels, and more that are based on HTML and CSS. It also allows you to use JavaScript plug-ins. A basic front-end interface was built for users to cooperate easily with the website. Basically, this design makes a website more attractive for the visitor. And for a tourism management site, we have to concern about to make our site more attractive. That's why we keep different kinds of colors or section and use sliders and lots of pictures and oriented it beautifully.

We make our website responsive. Here are designs of the website given below:

4.2.2 Home page

User can see this page, when they browse our website. This contains some tabs and search bar. We attach a slider to make it attractive.

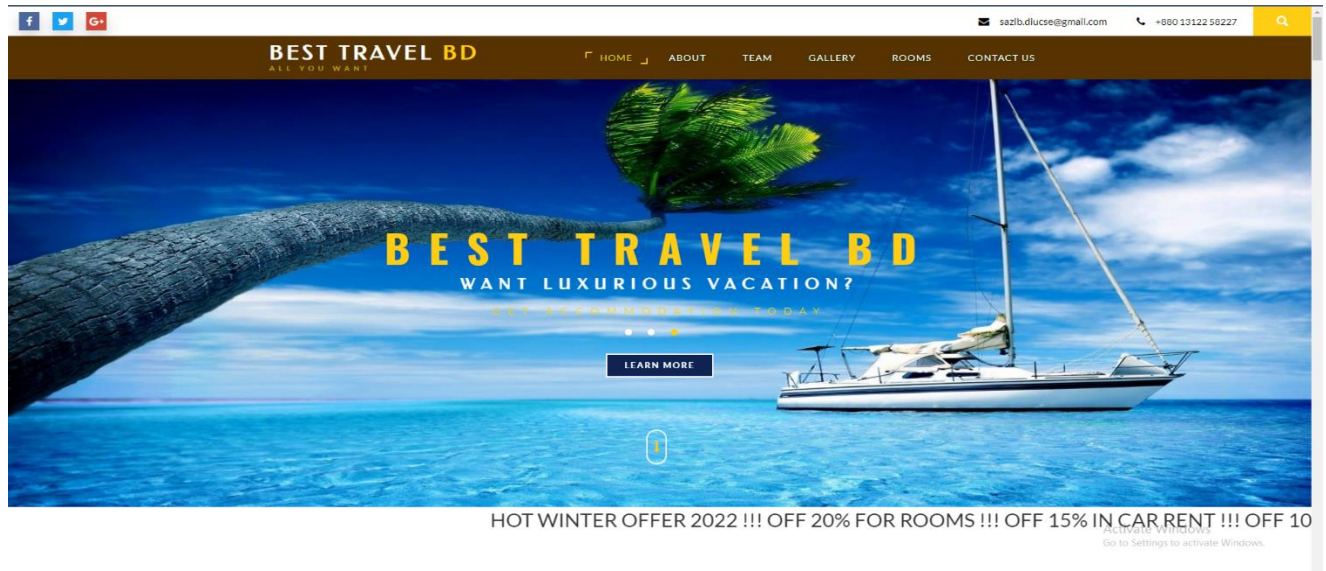


Figure 4.2.1 Home Page

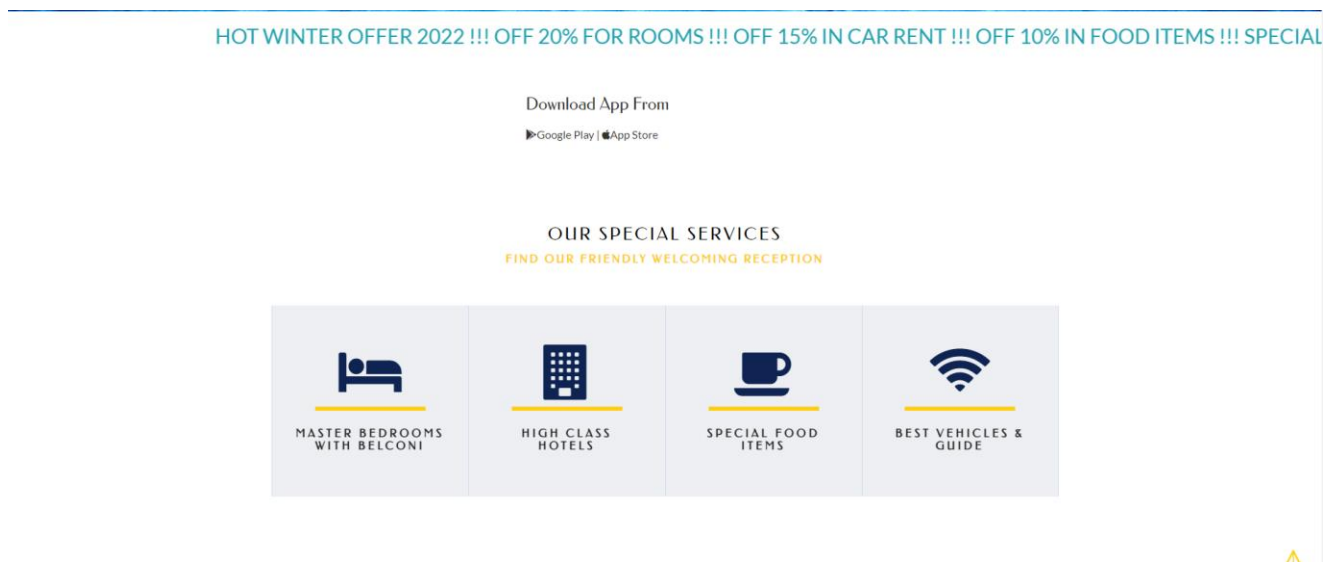


Figure 4.2.1 Home Page

4.2.3 About

This is about our services.

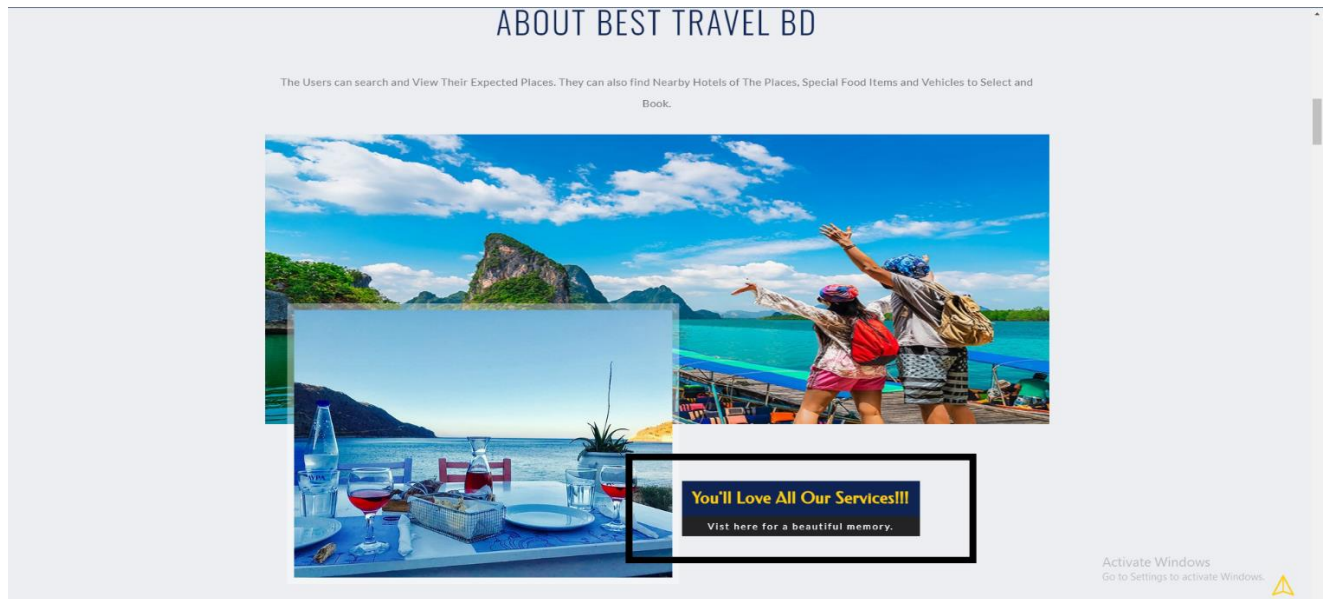


Figure 4.2.2 About

4.2.4 Services

We described about our services to the customers. That describes about the hotel rooms, food services and vehicle services. We added guide and concern about the security for the visitors.

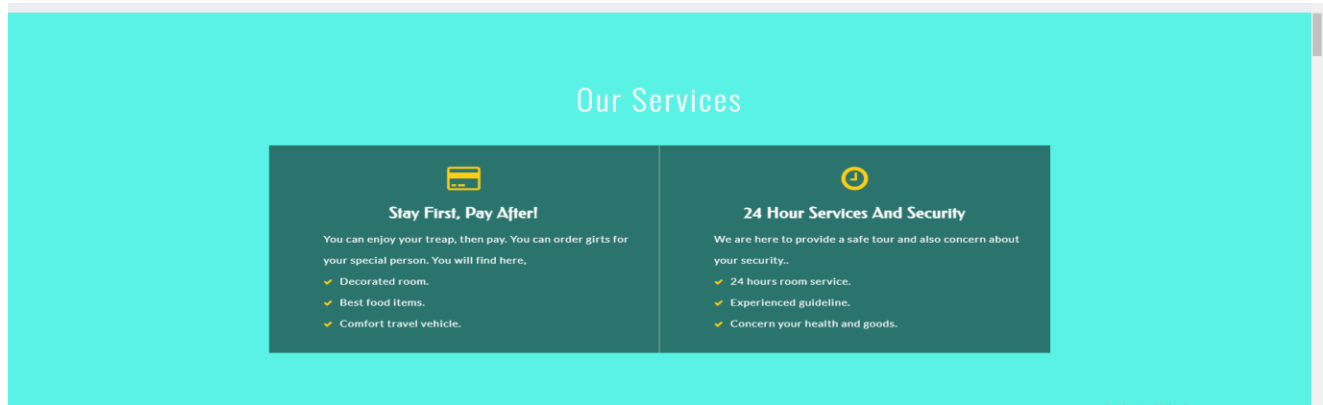


Figure 4.2.3 Services

4.2.5 Team

We made it for our team members and added our honorable supervisor, who guided is to make this project.

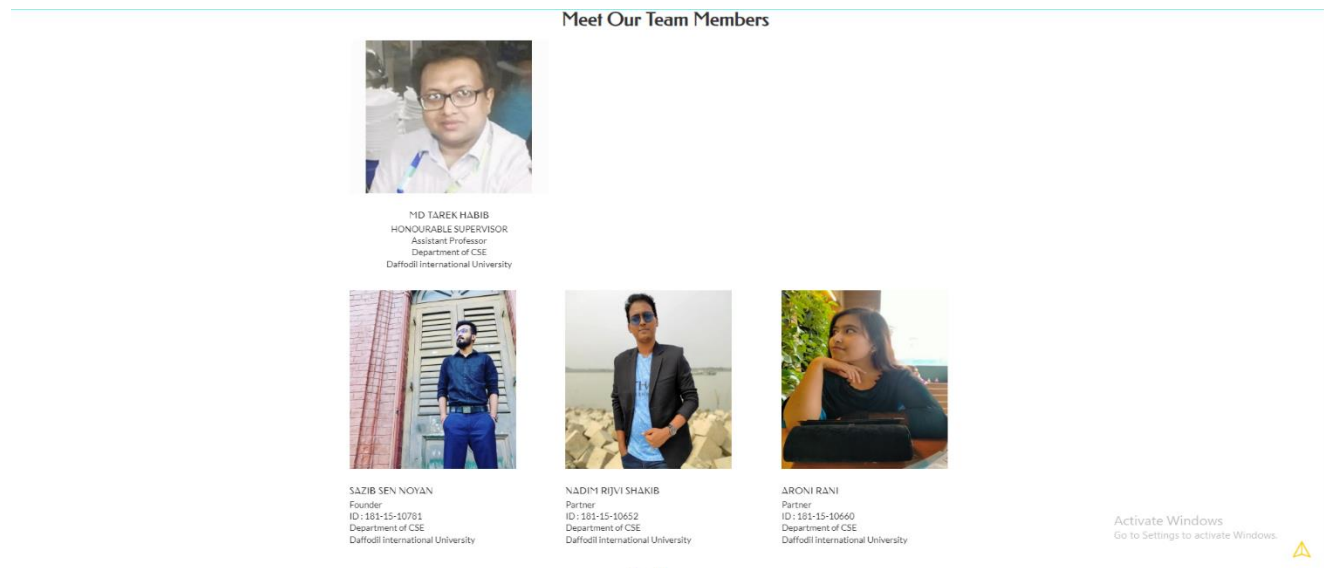


Figure 4.2.4 Team

4.2.6 Places and Hotels by Division

We provided our hotels by division. If someone wants to a tourist place in Chittagong division, we provide them hotels, vehicles and special foods of Chittagong.

DHAKA

Tourist Spots in Dhaka Division

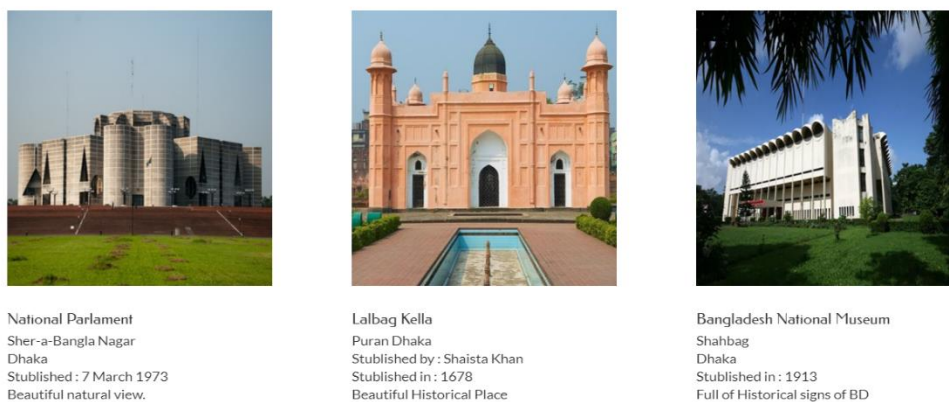


Figure 4.2.5 Places by Division

Hotels in Dhaka

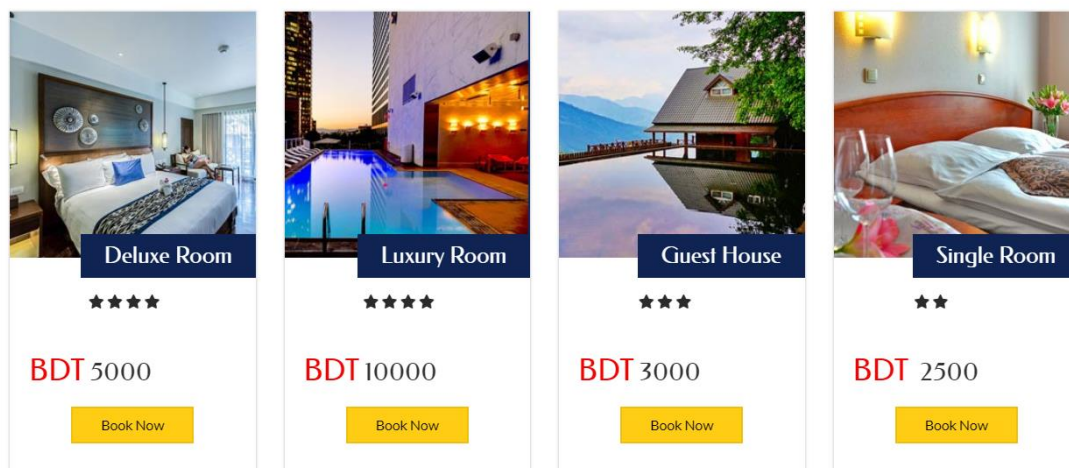


Figure 4.2.6 Hotels by Division

4.2.7 Visitor Experience

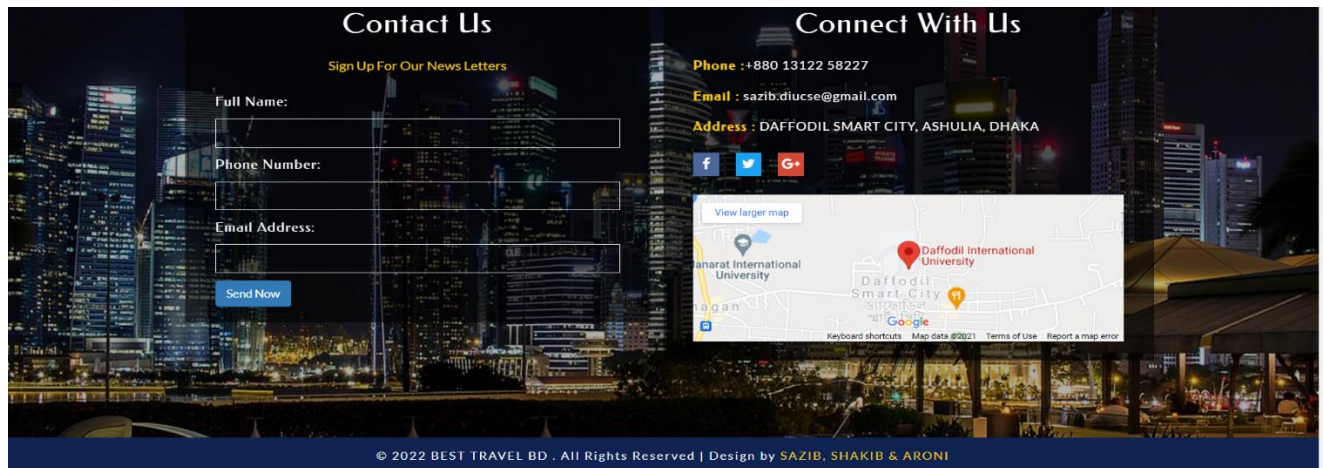
We can add visitor's photos and their experiences shared with us. They can give us complements and rate us.



Figure 4.2.7 Visitors Experience

4.2.8 Contact

This page for contact. User can collect our mail, phone number address from this part.

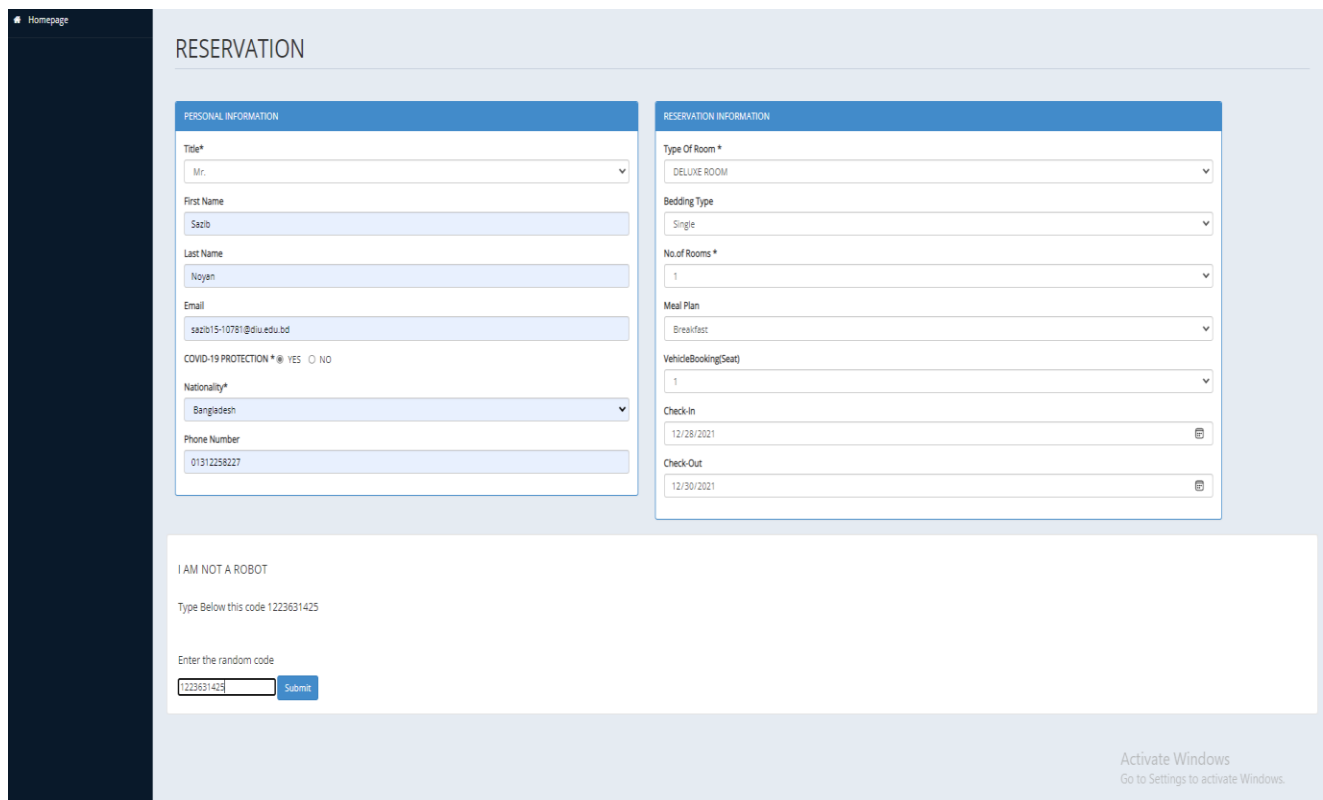


The image shows a contact page with a city skyline background. On the left, under 'Contact Us', there is a 'Sign Up For Our News Letters' section with three input fields for 'Full Name:', 'Phone Number:', and 'Email Address:', followed by a 'Send Now' button. On the right, under 'Connect With Us', contact details are listed: 'Phone :+880 13122 58227', 'Email : sazib.diucese@gmail.com', and 'Address : DAFFODIL SMART CITY, ASHULIA, DHAKA'. Below this is a map showing the location of Daffodil International University and Daffodil Smart City. At the bottom, there is a copyright notice: '© 2022 BEST TRAVEL BD . All Rights Reserved | Design by SAZIB, SHAKIB & ARONI'.

Figure 4.2.8 Contact

4.2.9 Reservation

Visitor can reserve hotel, vehicle and food items from there.



The image shows a reservation form titled 'RESERVATION'. It is divided into two main sections: 'PERSONAL INFORMATION' and 'RESERVATION INFORMATION'. The 'PERSONAL INFORMATION' section includes fields for Title (Mr.), First Name (Sazib), Last Name (Noyan), Email (sazib15-10781@diiu.edu.bd), COVID-19 PROTECTION (YES/NO), Nationality (Bangladesh), and Phone Number (01312259227). The 'RESERVATION INFORMATION' section includes fields for Type Of Room (DELUXE ROOM), Bedding Type (Single), No. of Rooms (1), Meal Plan (Breakfast), VehicleBooking(Seat) (1), Check-In (12/28/2021), and Check-Out (12/30/2021). Below these sections is a CAPTCHA section titled 'I AM NOT A ROBOT' with a text input field containing '1223631425' and a 'Submit' button. At the bottom right, there is a Windows activation notice: 'Activate Windows Go to Settings to activate Windows.'


Figure 4.2.9 Reservation

4.2.10 Reservation Confirmation

When admin approve the reservation, they will send a confirmation slip to the user. User have to save it and bring is to the hotel.

INFORMATION OF GUEST

BEST TRAVEL BD,
Daffodil smart city,
Ashulia,
Dhaka, Bangladesh.
+880 13122 58227



Customer Name : - Mr.Sazib Noyan

Customer ID	18
Check in Date	2021-12-28
Check out Date	2021-12-30

Customer phone : - 01312258227

Customer email : - sazib15-10781@diu.edu.bd

Customer Country : - Bangladesh

COVID-19 PROTECTION : - YES

Item	No of Days
Deluxe Room	2
Single Bed	2
Room only	2

C O N T A C T U S

Email :- sazib.dicse@gmail.com || Web :- www.besttravelbd.com || Phone :- +880 13122 58226

Figure 4.2.10 Reservation Confirmation

4.2.11 Admin Log In

Admin can login from there and do his works.

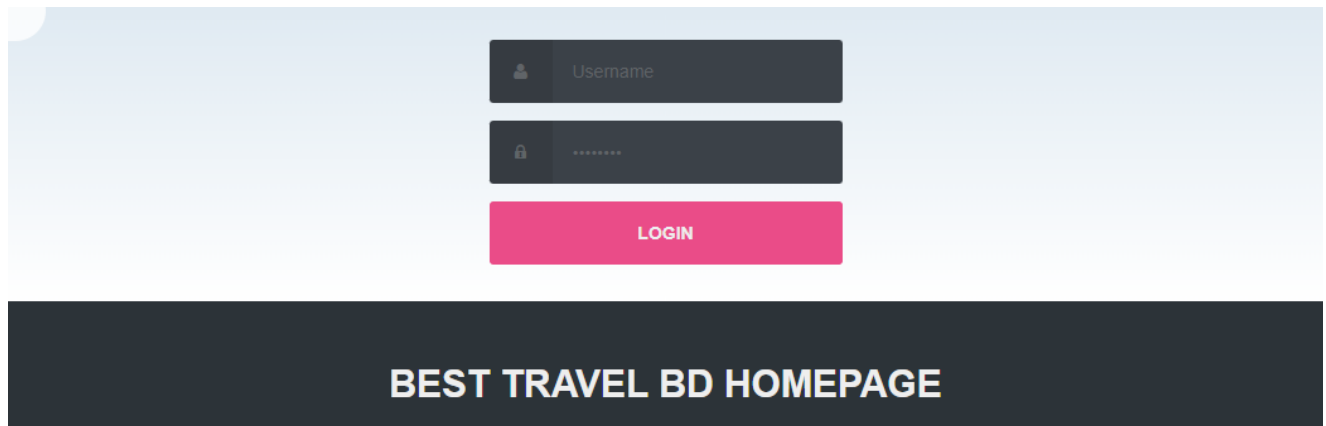


Figure 4.2.11 Admin Log In

4.2.12 Admin Status

Admin can see any update from here.

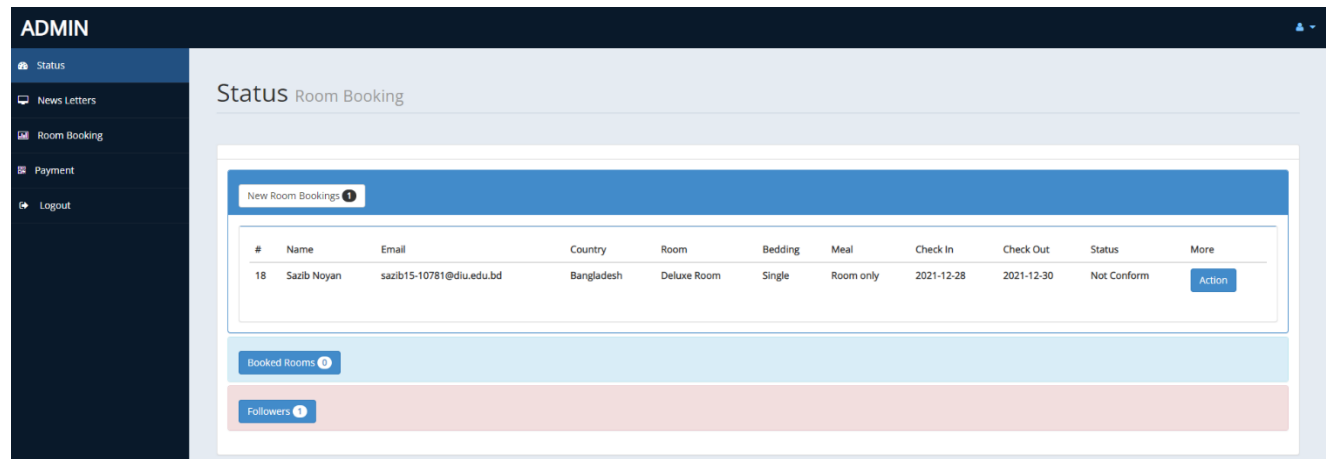


Figure 4.2.12 Admin Status

4.2.13 Room Booking

When a user reserve, admin have to check out the rooms, vehicles and food items are available or not. If available, admin have can confirm the booking.

The screenshot displays the 'Room Booking' admin interface. On the left is a dark sidebar with navigation options: Status, News Letters, Room Booking (highlighted), Payment, and Logout. The main content area is titled 'Room Booking 2021/12/27'. It features a 'Booking Conformation' section with a table of details:

DESCRIPTION	INFORMATION
Name	Mr.SazibNoyan
Email	sazib15-10781@diu.edu.bd
Nationality	YES
Country	Bangladesh
Phone No	01312258227
Type Of the Room	Deluxe Room
No Of the Room	1
Meal Plan	Room only
Bedding	Single
Check-in Date	2021-12-28
Check-out Date	2021-12-30
No of days	2
Status Level	Not Conform

Below the table is a 'Select the Conformation' dropdown menu and a green 'Conform' button. To the right, the 'Available Room Details' section shows counts for various room types: Luxury Room (1), Guest House (1), Single Room (1), Deluxe Room (NO), and Total Rooms (2). The 'Available Vehicles' section shows 10 vehicles.

Figure 4.2.13 Room Booking

4.2.14 Payment list

Admin can see the payment lists of any visitors who reserved.

The screenshot displays the 'Payment Details' admin interface. It features a table with the following columns: Name, Room type, Bed Type, Check in, Check out, No of Room, Meal Type, Room Rent, Bed Rent, Meals, Gr.Total, and Print. The table contains 14 entries of payment records. At the bottom, there is a pagination control showing 'Showing 1 to 10 of 14 entries' and a search bar.

Name	Room type	Bed Type	Check in	Check out	No of Room	Meal Type	Room Rent	Bed Rent	Meals	Gr.Total	Print
Miss. Aromi Mondol	Guest House	Single	0000-00-00	0000-00-00	0		0.00	0.00	0.00	0.00	Print
Miss. dftn zatj	Deluxe Room	Double	2021-12-08	2021-12-31	1	Breakfast	5060.00	292.40	101.20	5363.60	Print
Mr. dfyuifuyil fyilyfi	Single Room	Single	2021-12-20	2021-12-30	4	Breakfast	6000.00	30.00	15.00	6045.00	Print
Mr. jk aERH	Deluxe Room	Triple	2021-12-14	2021-12-30	3	Half Board	10560.00	316.80	105.60	10982.40	Print
Mr. Sazib Noyan	Superior Room	Quad	2021-12-31	2022-01-03	4	Breakfast	60000.00	1200.00	600.00	61800.00	Print
Mr. Sazib Noyan	Deluxe Room	Single	2021-12-28	2021-12-30	1	Room only	20000.00	0.00	200.00	20200.00	Print
Mr. Shakib Rgyi	Single Room	Single	2021-12-28	2021-12-31	2	Breakfast	15000.00	150.00	75.00	15225.00	Print
Mr. xxx ggg	Deluxe Room	Single	2021-12-27	2021-12-29	2	Half Board	880.00	13.20	4.40	897.60	Print
Mrs. kkkkkk dddddd	Superior Room	Single	2021-12-29	2022-01-01	2	Breakfast	30000.00	300.00	150.00	30450.00	Print

Figure 4.2.14 Payment List

4.2.15 Payment Slip

Admin can save payment slip for the visitors.

I N V O I C E

BEST TRAVEL BD,
Daffodil smart city,
Ashulia,
Dhaka, Bangladesh.
+880 13122 58227

BEST TRAVELBD

Mr.Sazib Noyan

Invoice #	18
Date	2021-12-30

Item	No of Days	Rate	Quantity	Price
Deluxe Room	2	BDT10000	1	BDT20000.00
Single Bed	2	BDT100	1	BDT200.00
Room only	2	BDT0	1	BDT0.00

Total	BDT20200.00
Amount Paid	BDT0.00
Balance Due	BDT20200.00

C O N T A C T U S

Email :- sazib.diucse@gmail.com || Web :- www.besttravelbd.com || Phone :- +880 13122 58227

Figure 4.2.15 Payment Slip

4.2.16 Back-End Design

The most crucial part of a website is the Back-End. It is the foundation of the entire system. The term "back-end" refers to the server side of things. Many aspects in the backend include scripting languages or server-side languages, database administration, protection, authentication, authorization, data validation, data backups, and so on.

We used Raw-PHP in the back-end of the website. The main causes are given below.

PHP stands for Hypertext Preprocessor, and it's a back-end scripting language that really provides a lot free to use. PHP can be merged with HTML only.

PHP is an open-source scripting language that would be used to web -based applications and MySQL is a sophisticated open-source database server based on a data store that can handle a high number of concurrent web servers.

When PHP and MySQL developers work together, they may create an extremely reliable and flexible Web service.

4.2.17 Database

We applied MySQL to create the database of the system. A database is nothing more than a collection of organized data. You may also learn and modify the information to better suit your individual needs. MySQL merged all off them that's why it is called RDBMS.

MySQL is the most widely used open-source relational SQL database management system. MySQL is a popular relational database management system (RDBMS) for building web-based software applications. A relational database organizes data into one or more data tables where data types can be associated to one another, allowing the data to be structured. SQL is a programming language that allows programmers to build, change, and retrieve data from relational databases, as well as manage user access. An RDBMS like MySQL, in addition to relational databases and SQL, works with an operating system to implement a relational database in a computer's storage system, manages users, allows for network access, and makes database integrity testing and backup generation easier.

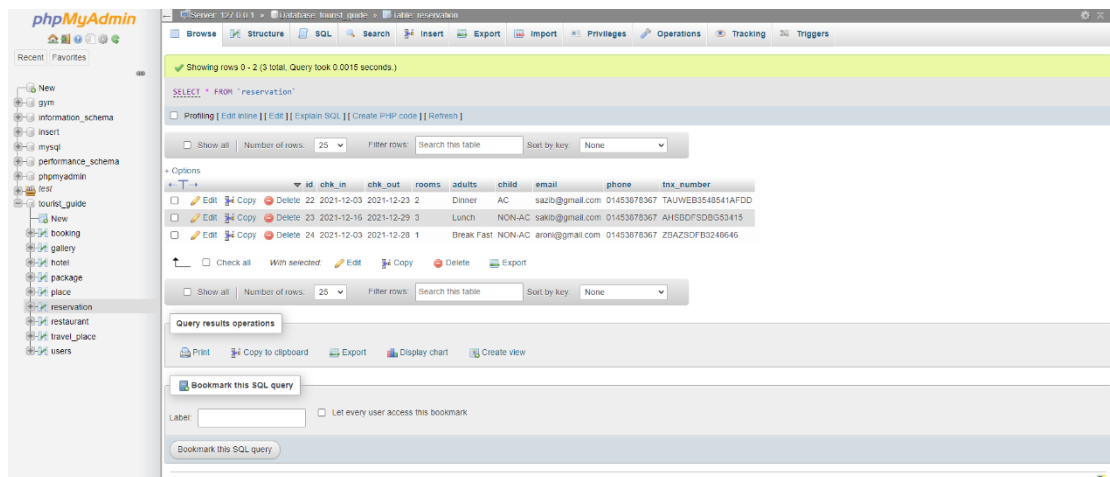


Figure 4.2.16 Database

4.3 App View

We make a simple app for the visitors. With the help of the app, visitors can see our hotels, vehicles and food items with prices. After that, they can book by the link given below.

4.3.1 App Design

We used Java for the development the app and XML for design. We used Android Studio as the IDE.

First, we provide a form for login. After that visitor can find a curt view for selecting division. Then it shows places under the division with button. Finally, they can find the details and prices of hotel rooms, rent a vehicle and special food item providing by our hotel. At the bottom by clicking booking button, user can browse booking page in web and book their needed hotel with vehicle and food items.

Android is made to run on different platforms that means hardware platforms in our real life. As a reason, architectural neutrality is both preferred and necessary. Android code is written once, and therefore it must be loaded and adjusted for performance in a

wide range of devices. Because of its platform flexibility, Java is widely used for Android application development.

Extensible Markup Language, or XML, is used to create Android layouts. XML is a markup language similar to HTML. It was developed as a standard for data encoding in web-based applications. It has different layers. It can be used by both view and group view in android. It works by different kinds of layout like Linear Layout, Relative Layout, Frame Layout etc.

For the android app we mainly used XML for design and JAVA for development. We mainly used linear layout for the shape. Exit text for the username and password section. Then created a button for login and used two options keep me signed in used check box and a new page called forgot password to reload the current page. After sign in, the app automatically takes us to the next page, where we put the divisions of our country. We used curt view, mainly it works as a button but we designed with curt view so that it looks different. When a user clicks on any division, it takes us to the places of the division.

4.3.2 App Outlook

This is the outlook of our app in smart phone.

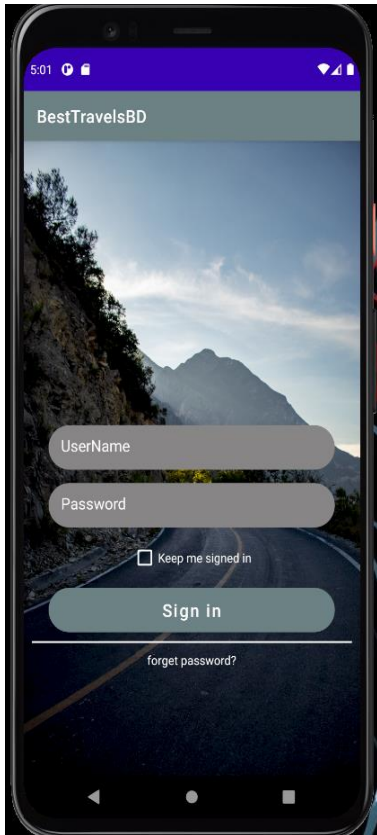


Figure 4.3.1 Sign in Page

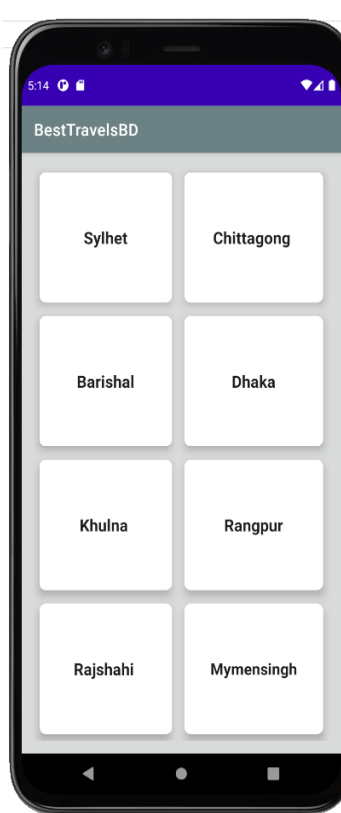


Figure 4.3.2 Division View

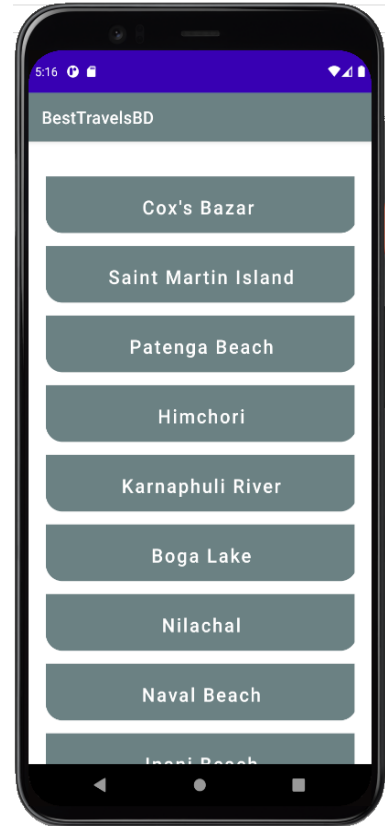


Figure 4.3.3 Tourist Places

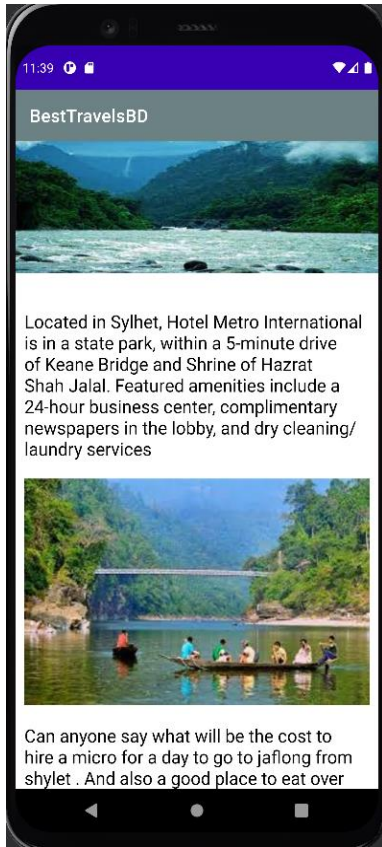


Figure 4.3.4 About a Location

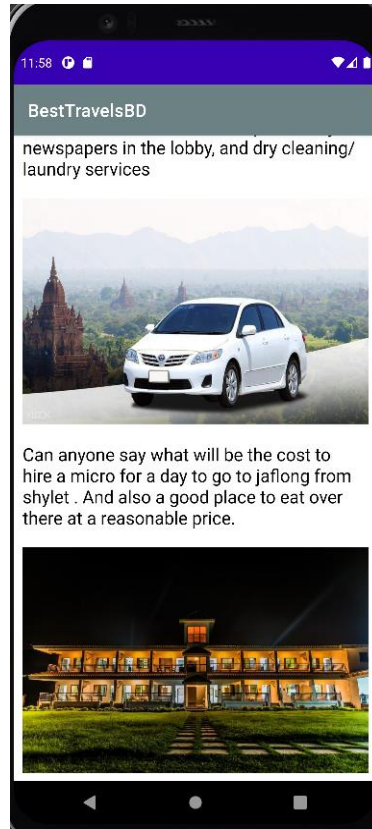


Figure 4.3.5 About Vehicles

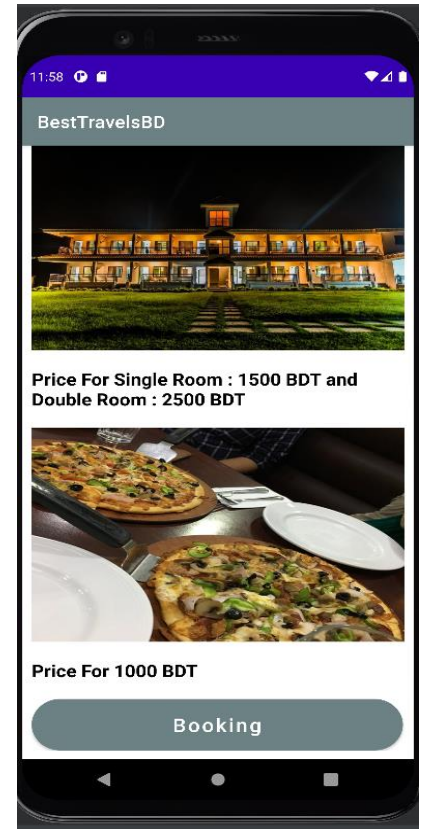


Figure 4.3.6 About Food

CHAPTER 5

CONCLUSION AND FUTURE VISION

5.1 Introduction

A tourist website is one that offers travel reviews, ticket prices, or a mix of the two. Every year, over 1.5 billion individual book travel, with 70% of them doing it online. Any travel agency could previously function totally offline. With the advancement of high technical trends and the ever-expanding digital landscape, no tour agency can succeed today without having an internet presence. This is most likely why there are so many travel websites on the Internet. However, not all of them provide helpful or reliable services. Every development project has a long-term vision and strategy. The future characteristics and plans for this project are discussed in this chapter.

5.2 Future Scope

In this world, nothing stays all the same. Because necessity shifts throughout time, we must adjust our plans accordingly. We will be working on a new and exciting function to include in our system.

- Improving of payment gateway and convert mail system to SMS.
- Add more hotel in our database.
- Live our site and app for real life experience.
- Develop the app to a better one.
- We'll use firebase to create the database of the app.
- A suggestion or recommendation system will be created, allowing clients to get a variety of options based on their needs.
- We must add a blog site, it would be crazy.
- Ensure the security of our tourists more.
- We'll include an area for client feedback. People place greater faith in people who have worked with a firm than in the company itself. These folks who have already tried your services express their thoughts and advise others to do so as well. These viewpoints aid in persuasion and the acquisition of more devoted clients.

- Increase the availability of our website and app.
- "One hand washes the other, both hands wash the face," as the saying goes. Through the internet platform, a travel company may collaborate with other organizations and services to boost its degree of success. So we also increase the collaboration with other organizations through our website and app.
- We will add special advertising opportunities.
- It will be more trustworthy.
- It will be able to save more time and cost of the tourists.
- We will add exciting images that will attract tourists more.
- Virtual reality, as we all know, has become another source of interest in the tourist business. It provides guided tours of any location on the planet. This will be especially useful for those who want to visit tiny towns or sites that are less well-known. We can let clients tour the ground before booking by providing a 360-degree perspective of the various areas, while also increasing their level of confidence.
- We will incorporate blockchain technology with tourism, which will be a beneficial mix because this technology can bring more security and transparency. For example, we must provide client information to airlines and hotels. It is possible to trace the information that is transmitted between firms. By preventing data manipulation and fraud, blockchain can make this more secure.

5.3 Conclusion

This project's goal is to make travelling easier for the tourists. For the clients, we planned to do something unique. By developing an online reservation system that allows tourists to make bookings at their leisure. We created this system to provide the greatest online booking experience for the users. It's a simple and painless method to utilize. They are not required to wait for the booking till they arrive at their desired location. They can unwind at home, and they can effortlessly choose places, reserve a hotel room, vehicle and meals using their devices. And the important thing is that in the recent time, we know about the harassment of tourists in the tourist places. So, we will

provide the safety and fear free travelling to our beloved tourists which is the main concern now-a-days. And also, we will take special steps for less cost of our tourists.

APPENDIX

GDP- Gross Domestic Product

UX- User Experience

UI- User Interface

JS- JavaScript

HTML- Hypertext Markup Language

CSS- Cascading Style Sheets

PHP- Hypertext Preprocessor

MySQL- My Structured Query Language

XML- Extensible Markup Language

IDE- Integrated Development Environment

SMS- Short Message Service

XML- Extensible markup language

UML- Unified Modeling Language

REFERENCES

- [1] Learn about Deshghuri, available at << <https://www.deshghuri.com/>>>, last accessed on 04-12-2021 at 10:00 PM.
- [2] Learn about Travel Mate, available at << <https://www.travelmate.com.bd/>>>, last accessed on 04-12-2021 at 9:00 PM.
- [3] Learn about Travel Bangladesh, available at << <https://travelbd.xyz/>>>, last accessed on 05-12-2021 at 10:50PM.
- [4] Learn about wego.com, available at << <https://wego.com/>>>, last accessed on 05-12-2021 at 7:47PM.
- [5] Learn about learn-html.org, available at << <https://learn-html.org/>>>, last accessed on 12-11-2021 at 11:00AM.
- [6] Learn about agoda.com, available at << <https://agoda.com/>>>, last accessed on 17-12-2021 at 12:58PM.
- [7] Learn about expedia.com, available at << <https://expedia.com/>>>, last accessed on 20-12-2021 at 12:58PM.
- [8] Learn about garivara.com.bd, available at << <https://garivara.com.bd/>>>, last accessed on 20-12-2021 at 11:00PM.
- [9] Learn about chowsbd.com, available at << chowsbd.com/>>, last accessed on 20-12-2021 at 12:58AM.
- [10] Learn about hotels.com, available at << hotels.com/>>, last accessed on 20-12-2021 at 12:59AM.
- [11] Learn about w3schools.com, available at << w3schools.com/>>, last accessed on 20-12-2021 at 12:59AM.
- [12] Learn about javatpoint.com, available at << jvatpoint.com/>>, last accessed on 20-12-2021 at 12:59AM.
- [13] Learn about javatpoint.com, available at << jvatpoint.com/>>, last accessed on 20-12-2021 at 12:59AM. tutorialspoint.com
- [14] Learn about tutorialspoint.com, available at << tutorialspoint.com/>>, last accessed on 20-12-2021 at 12:59AM.
- [15] Learn about learn-php.org, available at << learn-php.org/>>, last accessed on 20-12-2021 at 12:59AM.
- [16] Learn about web.dev, available at << web.dev/>>, last accessed on 20-12-2021 at 12:59AM.
- [17] Learn about getbootstrap.com, available at << getbootstrap.com/>>, last accessed on 20-12-2021 at 12:59AM.
- [18] Learn about learnjavascript.online, available at << learnjavascript.online/>>, last accessed on 20-12-2021 at 12:59AM.
- [19] Learn about mysqltutorial.org, available at << mysqltutorial.org/>>, last accessed on 20-12-2021 at 12:59AM.
- [20] Learn about fontawesome.com, available at << fontawesome.com/>>, last accessed on 20-12-2021 at 12:59AM.
- [21] Learn about glyphsicons.com, available at << glyphsicons.com/>>, last accessed on 20-12-2021 at 12:59AM.

PLAGIARISM REPORT

BEST TRAVEL BD-AN ONLINE TOURISM MANAGEMENT SYSTEM

ORIGINALITY REPORT

8 %	%	%	8 %
SIMILARITY INDEX	INTERNET SOURCES	PUBLICATIONS	STUDENT PAPERS

PRIMARY SOURCES

1	Submitted to Daffodil International University Student Paper	4%
2	Submitted to University of Lancaster Student Paper	2%
3	Submitted to University of Wales Institute, Cardiff Student Paper	1%
4	Submitted to University of Ulster Student Paper	<1%
5	Submitted to Kaplan University Student Paper	<1%
6	Submitted to Institute for Adult Learning Student Paper	<1%
7	Submitted to National School of Business Management NSBM, Sri Lanka Student Paper	<1%
8	Submitted to University of Bradford Student Paper	<1%