

School Management System

BY

Rifat Mia

ID: 193-15-13404

Uddipon Paul

ID: 193-15-13523

AND

Mou Akter

ID:193-15-13406

This Report Presented in Partial Fulfillment of the Requirements for the
Degree of Bachelor of Science in Computer Science and Engineering

Supervised By

Ms. Tapasy Rabeya

Sr. Lecturer

Department of CSE

Daffodil International University

Co-Supervised By

Dewan Mamun Raza

Sr. Lecturer

Department of CSE

Daffodil International University



DAFFODIL INTERNATIONAL UNIVERSITY
DHAKA, BANGLADESH
SEPTEMBER 2022

APPROVAL


This Project Titled “**School Management System**”, Submitted by Rifat Mia ID:193-15-13404, Uddipon Paul ID:193-15-13523, Mou Akter Id:193-15-13406 to the Department of Computer Science and Engineering, Daffodil International University, has been accepted as satisfactory for the partial fulfillment of the requirements for the degree of B.Sc. in Computer Science and Engineering and approved as to its style and contents. The presentation has been held on 13-9-2022.

BOARD OF EXAMINERS




Dr. Touhid Bhuiyan (DTB)
Professor and Head
Department of CSE
Faculty of Science & Information Technology
Daffodil International University

Chairman



Subhenur Latif (SL)
Assistant Professor
Department of Computer Science and Engineering
Faculty of Science & Information Technology
Daffodil International University

Internal Examiner



Most. Hasna Hena (HH)
Assistant Professor
Department of Computer Science and Engineering
Faculty of Science & Information Technology
Daffodil International University

Internal Examiner



Dr. Mohammad Shorif Uddin
Professor
Department of Computer Science and Engineering
Jahangirnagar University

External Examiner

DECLARATION

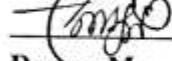
We hereby declare that, this project has been done by us under the supervision of **Ms. Tapasy Rabeya, Sr. Lecturer, Department of CSE Daffodil International University.** We also declare that neither this project nor any part of this project has been submitted elsewhere for award of any degree.

Supervised by:



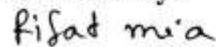
Ms. Tapasy Rabeya
Sr. Lecturer
Department of CSE
Daffodil International University

Co-Supervised By:

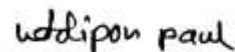


Dewan Mamun Raza
Sr. Lecturer
Department of CSE
Daffodil International University

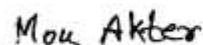
Submitted by:



Rifat Mia
ID: -193-15-13404
Department of CSE
Daffodil International University



Uddipon Paul
ID: -193-15-13523
Department of CSE
Daffodil International University



Mou Akter
ID: -193-15-13406
Department of CSE
Daffodil International University

ACKNOWLEDGEMENT

First, we express our heartiest thanks and gratefulness to almighty God for His divine blessing makes us possible to complete the final year project successfully.

We really grateful and wish our profound our indebtedness to Ms. **Tapasy Rabeya, Sr. Lecturer**, Department of CSE Daffodil International University, Dhaka. Deep Knowledge & keen interest of our supervisor in the field of “*Database Management*” to carry out this project. His endless patience, scholarly guidance, continual encouragement, constant and energetic supervision, constructive criticism, valuable advice, reading many inferior drafts and correcting them at all stage have made it possible to complete this project.

We would like to express our heartiest gratitude to **Professor Dr. Touhid Bhuiyan** and Head, Department of CSE, for his kind help to finish our project and also to other faculty member and the staff of CSE department of Daffodil International University.

We would like to thank our entire course mate in Daffodil International University, who took part in this discuss while completing the course work.

Finally, we must acknowledge with due respect the constant support and patients of our parents. We also so grateful to our Supervisor Ms. Tapasy Rabeya for allowing we to work with this project. Madam always supports our make these Project (School Management System) Successful.

ABSTRACT

The school management system is a web-based system that will act as the interaction platform between students, teachers and Courses. While the main goal of this project is to computerize the paperwork in the system and automate the work. Computerization is done so that the storage of all details related to students and teachers will be stored in the system, which makes the system centralized and reduces the risk of duplication of students. all data. Automating the system will reduce the time it takes to store data in the system.

TABLE OF CONTENTS

CONTENTS	PAGE
Board of examiners	i
Declaration	ii
Acknowledgements	iii
Abstract	iv
Chapter 1: Introduction	1-4
1.1 Introduction	1
1.2 Motivation	2
1.3 Objectives	2
1.4 Expected Outcomes	2
1.5 Project Management and Finance	3
1.6 Report Layout	4
Chapter 2: Background	5-6
2.1 Preliminaries/Terminologies	5
2.2 Related Works	5
2.3 Comparative Analysis	5
2.4 Scope of the problem	6
2.5 Challenges	6

Chapter 3: Requirement Specification	7-19
3.1 Business Process Modeling	7
3.2 Requirement Collection and Analysis	8
3.3 Use Case Modeling and Description	12
3.4 Logical Data Model	18
3.5 Design Requirement	19
Chapter 4: Design Specification	20-20
4.1 Front-end Design	20
4.2 Back-end Design	20
4.3 Interaction Design and User Experience (UX)	20
4.4 Implementation Requirements	20
Chapter 5: Implementation and Testing	21-32
5.1 Implementation of Database	21
5.2 Implementation of Front-end Design	21
5.3 Testing Implementation	32
5.4 Test Results and Reports	32
Chapter 6: Impact on Society, Environment and Sustainability	33-35
6.1 Impact on Society	33
6.2 Impact on Environment	34
6.3 Ethical Aspects	35
6.4 Sustainability plan	35

Chapter 7: Conclusion and Future Scope	36-36
7.1 Discussion and Conclusion	36
7.2 Scope for Further Developments	36
REFERENCES	37

LIST OF FIGURES

FIGURES	PAGE
Figure- 3.1.1: business process modelling	7
Figure :3.3 use case Model	12
Figure: 3.4 Database Design Model	18
Figure:3.5 Proposed System Model	19
Figure:5.1.1 login page	21
Figure:5.1.2 Admin panel interface	22
Figure:5.1.3 Student information Interface	23
Figure:5.1.4 Add student	24
Figure:5.1.5 add student result	24
Figure:5.1.6 view student result	25
Figure:5.1.7 Teacher information	25
Figure:5.1.8 Teacher information update	26
Figure:5.1.9 Add teacher information	27
Figure:5.1.10 Student login page	28
Figure:5.1.11 Student portal	29
Figure:5.1.12 Subject information	30
Figure:5.1.13 Manage password	31

LIST OF TABLES

TABLES	PAGE
Table 3.3.1 Admin requirements for students' information insertion	8
Table 3.3.2 Admin requirements for students' information remove.	9
Table 3.3.3 Admin requirements for students' viewing information.	9
Table 3.3.4 Admin requirements for teachers' information insertion.	9
Table 3.3.5 Admin requirements for teacher's information insertion.	10
Table 3.3.6 Admin requirements for teacher's information.	10
Table 3.3.7 Admin requirements for teacher's information remove.	10
Table 3.3.8 Admin requirements for access student's information.	11
Table 3.3.9 Admin requirements for manage contact information.	11
Table 3.3.10 Admin requirements for create account.	13
Table 3.3.11 Admin requirements for manage student information	14
Table 3.3.12 Admin requirements for manage subject information.	15
Table 3.3.13 Admin requirements for manage teacher information.	16
Table 3.3.14 Admin requirements for manage contact information.	17

Chapter 1

Introduction

1.1 Introduction

Today, education plays a large role within the development of any country several academic establishments are attempting to boost the standard of education .one side of this improvement is that the management of School Resources.

Our system may be a key tool during this management method by establishing constant communication between principals, teachers, folks and student. So, to realize this goal, we want an internet site that meets the requirements of all users at identical time. Students will consult their course grades, contact the superintendent and lecturers for any complaints, suggestions, or excuses for absences, and that they are knowing of all school or publications revealed by alternative users. Principals have full management over the system, they will add new folks, teachers, and students to their subjects.

For academics, they will solely add or edit student grades for his or her own subjects, and they have direct links with their students and fogeys. for fogeys, they need access to their son/daughter's notes with none the flexibility to edit thereon and that they will directly contact the teacher and school principals.

All system users will post something they have for education method on the last update and these messages are showed all users.

1.2 Motivation

The importance of school education lies within the undeniable fact that today's kids become the adult voters of tomorrow. The event and way forward for our country rely tons on the standard of this general education system. And in an exceedingly sensible faculty, the most goal is to stimulate interest and curiosity in students and supply all potential facilities to principals, teachers, and fogeys to attain the required goal could be a higher and easier education resource for school kids .so, the impetus for our project comes from the actual fact that it had been created for goals and strives to attain all previous goals.

1.3 Objectives

- To build a responsive web site to manage the various faculty activities.
- To track student's grades from their oldsters.
- To facilitate the distribution method of courses and categories for academics. And fogeys.
- Reduce work force manual paper works for maintaining the records offline.
- Main the accuracy integrity and consistency of the info.
- To facilitate grades entry method for school kids by lecturers.
- To make a virtual community between the members of the tutorial method.

1.4 Expected Outcomes

Our district has been reformed and organized through the implementation of a Comprehensive System of Learning Supports, allowing us to systematically work to attain the anticipated outcomes.

Some outcomes are below:

- Identify and address barriers that impact teaching and learning
- Positively impact school climate
- Increase available resources for students and their families
- Increase graduation rate
- Increase student attendance
- Re-engage disengaged students
- Improve school attendance
- Decrease discipline referrals
- Increase school-family-community collaboration

1.5 Project Management and Finance

The idea of financial management in schools refers to the procedure that school administrators must follow to oversee and allocate the funds of the school to fulfill its objectives. The institute worried about the administration of the finances crucial to understanding how the school operates. if it can be adequately managed or realizing its goals.

As required by the Department of Education, financial management in schools frequently uses a wider scope of management that includes all stakeholders. In this system, power is not centralized at the school level around the principal but rather is shared widely to include all important stakeholders.

1.6 Report Layout

The release layout or milestones are given below:

Activities	Duration in week	Total Week
Brainstorming	Week 1	1
Problem Identification	Week1 , Week 2	2
Requirement Specification	Week 2	1
Requirement Analysis	Week2, Week 3, Week 4	3
Sketching	Week 4, Week 5	2
Design Specification	Week 5, Week 6	2
Database Design	Week 4, Week 6	2
School System	Week 4, Week 5, Week 6, Week 7, Week 8	4
Quality Assurance	Week 3	1
Test Case	Week 3, Week 6, Week 7, Week 8, Week 9	4
Impose case & demerits	Week 9, Week 10, Week 11, Week 14	4
Unit Testing	Week 3, Week 6, Week 7, Week 8, Week 9	5
Black box Testing	Week 13, Week 14, Week 15	3
Software Release	Week 16	1

Chapter 2

Background

2.1 Preliminaries/Terminologies

The operation of any school now requires the use of a school management system. No question. It performs so many vital duties that are necessary to the efficient operation of the school management. Through a consolidated platform, the staff, teachers, and other outside parties can effortlessly collaborate. It continues after that. the school. Kids, and parents may all communicate with one another thanks to integrated school administration software. Schools square measure considering implementing the proper software system to spice up their activities in conjunction with the training system.

2.2 Related Works

On the web, there are several projects relating to school management. The issue is that there isn't a single program that can handle all difficulties at once. The issues with the system are that even if one has good functionality, it lacks another. This project is the only one created particularly to address all issues at once because of this. Our project's major objective is to find solutions to any issue with other programs.

2.3 Comparative Analysis

A broadly defined topic called comparative education looks at the origins, operation, and results of educational systems as well as pressing challenges in education from a wide range of multidisciplinary, international, and cross-cultural viewpoints.

Students can use the findings to enhance education in their own countries. Comparative education enables students to have a deeper understanding of other nations' educational systems and to take some of their best ideas and implement them in their own classrooms.

2.4 Scope of the Problem

This system is intended to be simple for individuals to use and economical for a large vary of different tasks. These tasks might embody things like registering new students, managing fees, managing exams, and every one the opposite things that build the executive department of a school work well.

However, this project faces obstacles that keep him from achieving his goals, like the dearth of acceptance of this idea by some lecturers and principals, because of their poor data of the utilization of this technology or as a result of they realize that the user of computers in their work rather than work terribly arduous and strenuous. And also, for some parents too, they don't like it that way for the same reasons as before.

2.5 Challenges

The academic success of the many students has declined, as a result of Lake their care from their oldsters, and it refers to the actual fact that their oldsters didn't have free time to travel to primary school. Principals and academics face issues at the start of every new academic year, thanks to the distribution method courses and courses, additionally, throughout and at the tip of every year Another downside they face is that the quality of getting into the note's method for his or her students. Lack of communication after a school day between Principals, teachers, parents, and students who have negative feedback about the educational process.

Chapter 3

Requirement Specification

Software Requirement Specifications (SRS) are detailed descriptions of how a system should behave before it is constructed. SRS can also embrace variety of use cases that illustrate how users will interact with the software.

3.1 Business Process Modeling

The business process model of our project is shown in below figure 3.1.1

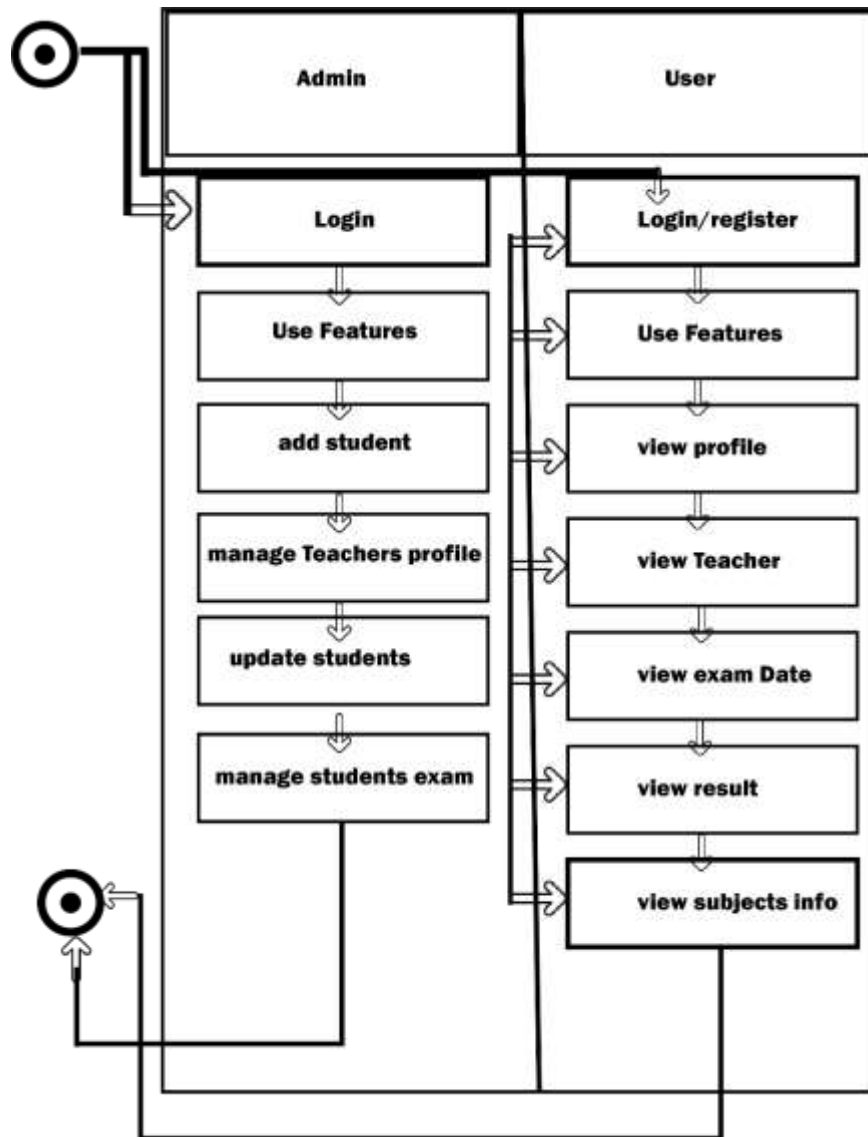


Figure- 3.1.1: business process modelling

3.2 Requirement Collection and Analysis

Finding the stress and expectations for a replacement product is completed through necessities analysis or necessities engineering. To clarify expectations, settle disputes, and record all necessary necessities, it entails regular communication with all relevant parties and also the product's final users.

3.2.1 Functional Requirements

Functional necessities assign to the functions that are indispensable to the system. Functional requirements have to be able to achieve on the software system. Are each system should have some functional requirements. Now, we have a tendency to are getting to acknowledgment functional requirements related to our project.

For inserting students' information Admin should following requirements. The information is shown in table 3.3.1

Table 3.3.1 Admin requirements for students' information insertion.

Requirements 1	Admin can input students' information
Description	Admin adds to students' information so teachers and administrators can search their information.
Stakeholders	Admin, Student

For deleting students' information Admin should following requirements. The information is shown in table 3.3.2

Table 3.3.2 Admin requirements for students' information remove.

Requirements 2	Admin can delete students' information.
Description	Admin can permanently delete dropout students or student who moves to other school.
Stakeholders	Admin, Student

For viewing students' information Admin should following requirements. The information is shown in table 3.3.3

Table 3.3.3 Admin requirements for students' viewing information.

Requirements 3	Admin can view students all information.
Description	Admin will read students' information by choosing students class number
Stakeholders	Admin, Student

For inserting teachers' information Admin should following requirements. The information is shown in table 3.3.4

Table 3.3.4 Admin requirements for teachers' information insertion.

Requirements 4	Admin can insert teachers' information
Description	Admin must add teacher info to our application so this info would facilitate different users to grasp concerning lecturers.
Stakeholders	Admin, Student, Teacher

For update teacher's information Admin should following requirements. The information is shown in table 3.3.5

Table 3.3.5 Admin requirements for teacher's information insertion.

Requirements 5	Admin can update teachers' information
Description	Admin must update teacher info in order that updated info would be ready to facilitate another user.
Stakeholders	Admin, Teacher

For view teacher's information Admin should following requirements. The information is shown in table 3.3.6

Table 3.3.6 Admin requirements for teacher's information.

Requirements 6	Admin can view teachers' information
Description	Admin will read teachers' info like Name, Email and Qualification.
Stakeholder	Admin, Teacher

For delete teacher's information Admin should following requirements. The information is shown in table 3.3.7

Table 3.3.7 Admin requirements for teacher's information remove.

Requirements 7	Admin can delete teachers' information
Description	Admin can delete teachers' information who has resigned or transfer to another institute.
Stakeholders	Admin, Teacher

For access student's information Admin should following requirements. The information is shown in table 3.3.8

Table 3.3.8 Admin requirements for access student's information.

Requirements 8	Student can access to the system
Description	Student can access to the system so that they can see their result, teachers' information and course details.
Stakeholders	Admin, Student

For manage contact information Admin should following requirements. The information is shown in table 3.3.9

Table 3.3.9 Admin requirements for manage contact information.

Requirements 9	Admin can manage contact
Description	Admin can manage contact with students' parents so that they can discuss their problems
Stakeholders	Admin, Teacher, Student

3.3 Use Case Modeling and Description

This is our use case diagram. And there are three actors. Every actor plays a distinct role. What is more, those are as of currently shown during this use case diagram. This diagram can clear up our system briefly.

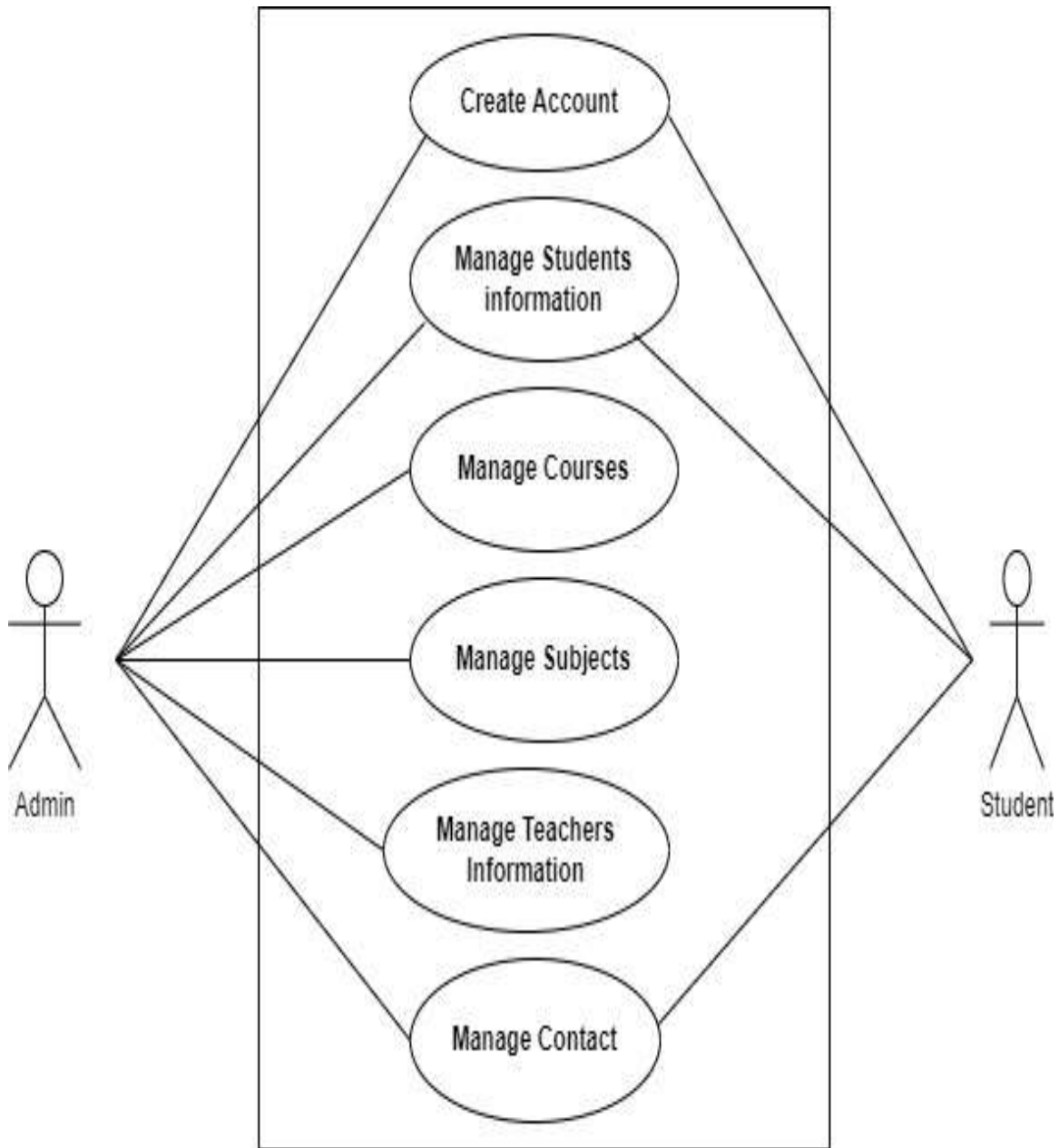


Figure:3.3(use case Model)

For create account Admin should following requirements. The information is shown in table 3.3.10

Table 3.3.10 Admin requirements for create account.

Use case Title	Admin can create account
Aim	To get access for manage new system
Condition	The system must have choice for create account
Success End Conditions	Account created successfully
Failure End Conditions	Account is not created successful
Primary Actors lower Actors	Admin
Trigger	Admin click on add new student button once inputting all needed fields.
Explanation /Main Success Scenario	<ul style="list-style-type: none"> • Admin click on add new student button. • Admin enter student information. • Admin save information
Alternative Flows	<ul style="list-style-type: none"> • Username already exists.
Quality Requirements	N/A

For manage student information Admin should following requirement. The information is shown in table 3.3.11

Table 3.3.11 Admin requirements for manage student information.

Use case Title	Admin manage student information
Goal	To manage student information details
Preconditions	Student information must be exist
Success End Conditions	Manage student information successfully
Failure End Conditions	Manage student information not successful
Primary Actors Lower Actors	Admin, Students
Activate	Admin click on view student information
Explanation / Main Success Scenario	<ul style="list-style-type: none"> • Admin cross to Students. • Admin select student class. • Admin click on View Data Button
Alternative Flows	<ul style="list-style-type: none"> • Student class already exists.
Quality Requirements	N/A

For manage subject information Admin should following requirement. The information is shown in table 3.3.12

Table 3.3.12 Admin requirements for manage subject information.

Use case Title	Admin manage Subject information
Goal	To manage Subject information details
Preconditions	Subject information must be exist
Success End Conditions	Manage subject information successfully
Failure End Conditions	Manage subject information not successful
Primary Actors Lower Actors	Admin, Students
Tigger	Admin click on view subject information.
Description/Main Success Scenario	<ul style="list-style-type: none"> • Admin navigates to Dashboard. • Admin select Subject.
Alternative Flows	<ul style="list-style-type: none"> • No Subject is available.
Quality Requirements	N/A

For manage teacher information Admin should following requirements. The information is shown in table 3.3.13

Table 3.3.13 Admin requirements for manage teacher information.

Use case Title	Admin manage teacher information
Goal	To manage teacher information details
Preconditions	Teacher information must be exist
Success End Conditions	Manage teacher information successfully
Failure End Conditions	Manage teacher Information not successful.
Primary Actors Lower Actors	Admin, Students
Trigger	Admin click on view teacher information.
Explanation/Main Success Scenario	<ul style="list-style-type: none"> • Admin cross to Dashboard. • Admin Trigger to Teacher. • Admin manage teacher information
Alternative Flows	<ul style="list-style-type: none"> • Teacher information is not existing.
Quality Requirements	N/A

For manage contact information Admin should following requirements. The information is shown in table 3.3.14

Table 3.3.14 Admin requirements for manage contact information.

Use case Title	Admin manage contact information
Goal	To manage contact information with students' parents.
Preconditions	Parents information must be exist
Success End Conditions	Manage Contact information successfully
Failure End Conditions	Manage Contact information not successful
Primary Actors Lower Actors	Admin, Students
Activate	Admin click on view contact information.
Explanation/Main Success Scenario	<ul style="list-style-type: none"> • Admin cross to Dashboard. • Admin trigger to Students. • Admin select student's class. • Admin view students' parents' information.
Alternative Flows	<ul style="list-style-type: none"> • Parents information is not available.
Quality Requirements	N/A

3.4 Logical Data Model

The School Management System's entity-relationship diagram displays every visual component of database tables as well as the relationships between student, Teachers, Schools, Registrations, etc. to outline the relationship between structured knowledge groupings of faculty Managements System options, it used structure knowledge.

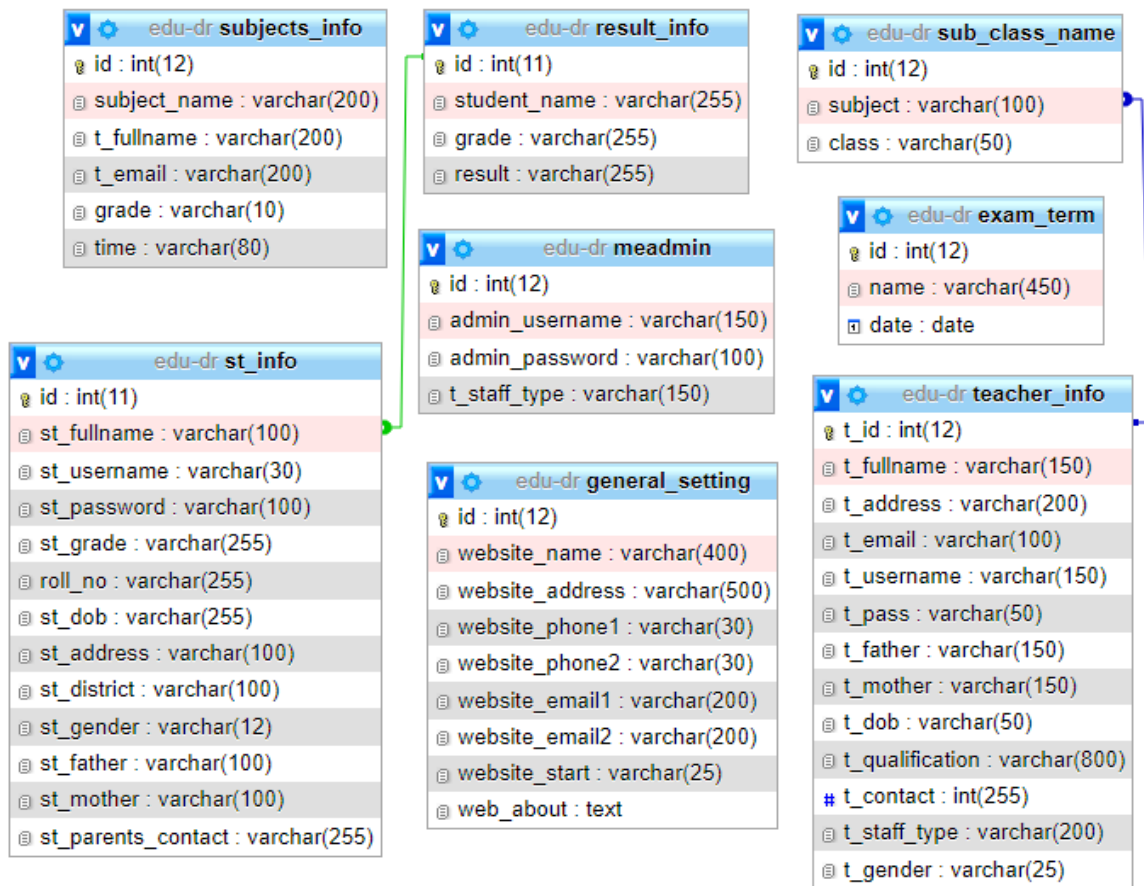


Figure 3.4(Database Design Model)

3.5 Design Requirement

System Design is that the development of process the design, components, modules, interfaces, and information for a system to satisfy special needs.

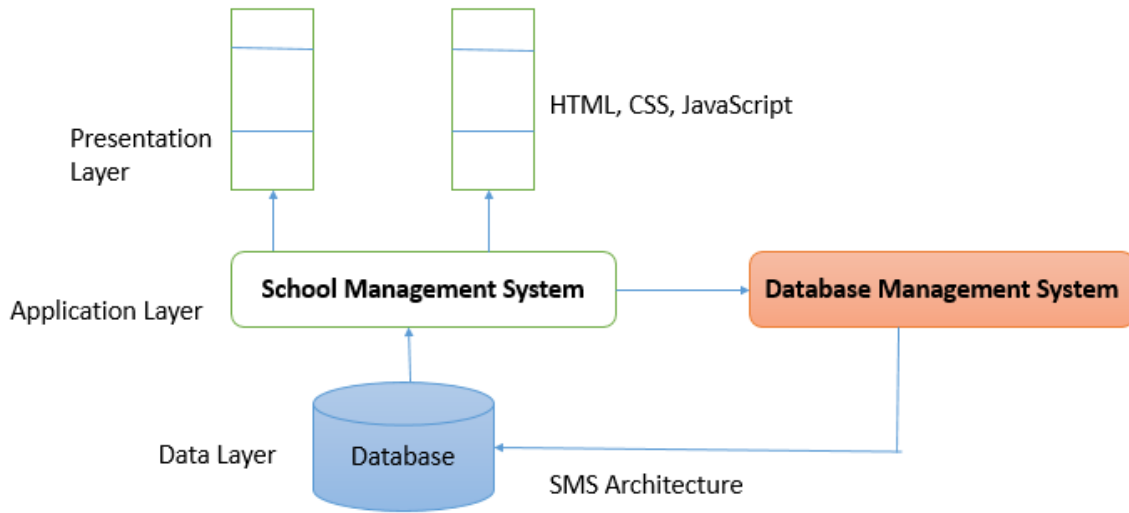


Figure 3.5 Proposed System Model

Chapter 4

Design Specification

4.1 Front-end Design

Bootstrap is a free open-source front-end development framework for the assembly of internet sites. It contains HTML, CSS and JavaScript-base style templates for forms, Carousel, CSS Grid, buttons, navigation and alternative interface elements. This CSS framework support every browser like Google Chrome, Safari, and Mozilla Firebox etc.

4.2 Back-end Design

For developing any net application on system minimum two programming language is important. In me application, 3 are 2 totally different programming language is applying. Back-end programming language php. Both are open-source Language.

4.3 Interaction Design and User Experience (UX)

First, after launching the application, the user will see the user interface of this software. So, importance. The computer programmer is incredibly high. A well-favored computer programmer contributes to the success of any software package application. a very important role. The UI includes the utilization of nice images, stylesheets, scripts, and more.

4.4 Implementation Requirements

For developing our whole project, we've used Table and. It's conjointly terribly simple to use. Query, edit and manage our databases simply. It's conjointly provided inline edit, advanced filters, export & import info. Table and quicker and secure.

Chapter 5

Implementation and Testing

5.1 Implementation of Database

Our database design is configured to continuously handle multiple concurrent requests. We use MySQL for database administration. Because it is open source, we can modify it as necessary. Our database management can be handled by MySQL. All of the data for our project will be kept in MYSQL. Before the admin panel was added to our software, data had to be manually entered into MYSQL.

5.2 Implementation of Front-end Design

Admin Login:

The first stage of a system that asks for user identification and authentication is the login page, which is frequently reached by entering a username and password combination.

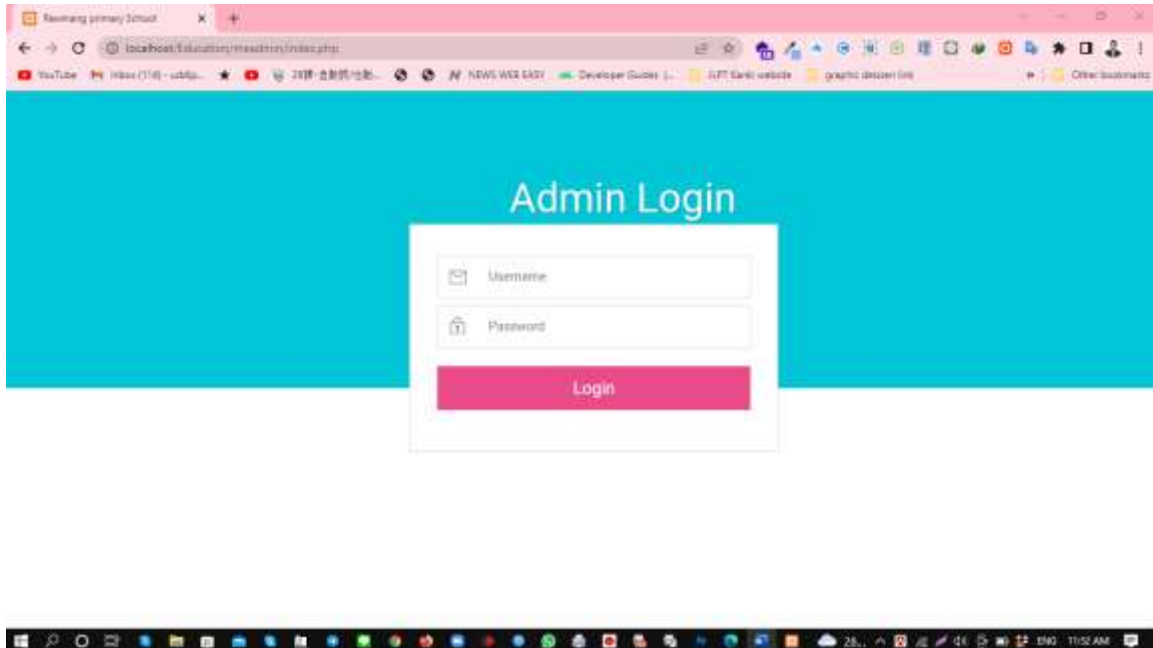


Figure: 5.1.1(Login page)

Admin Panel:

Only the admin uses it in most cases. This Panel can only be used by Admin. He or she can handle the information about the teachers and students here. Details are showing in figure 5.1.2

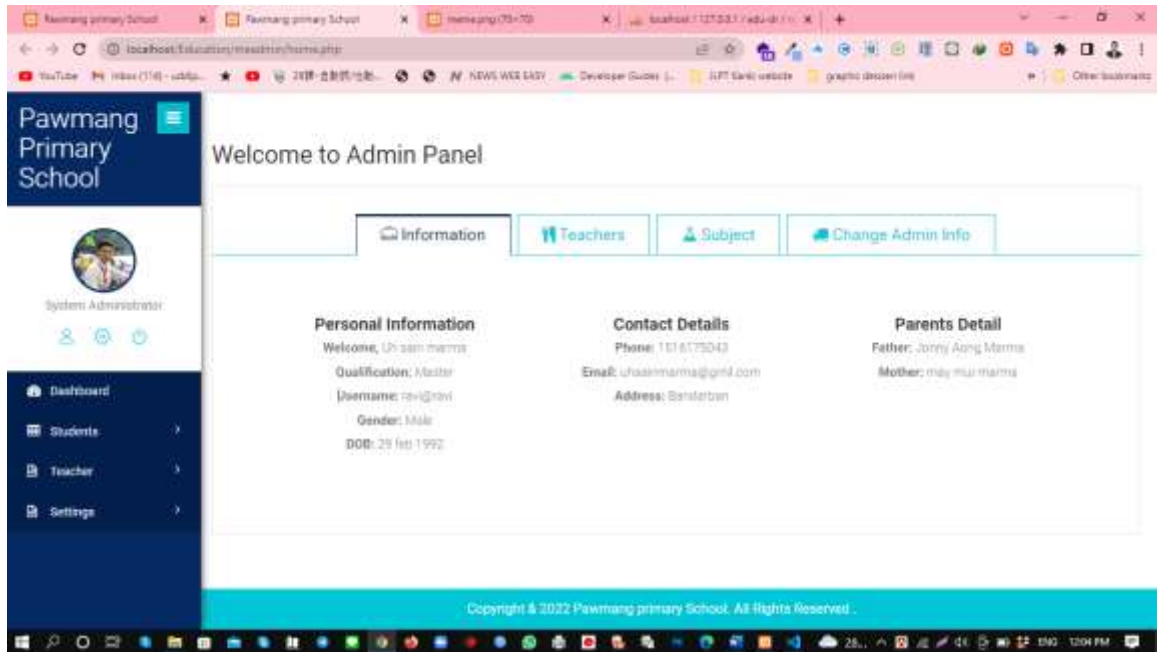
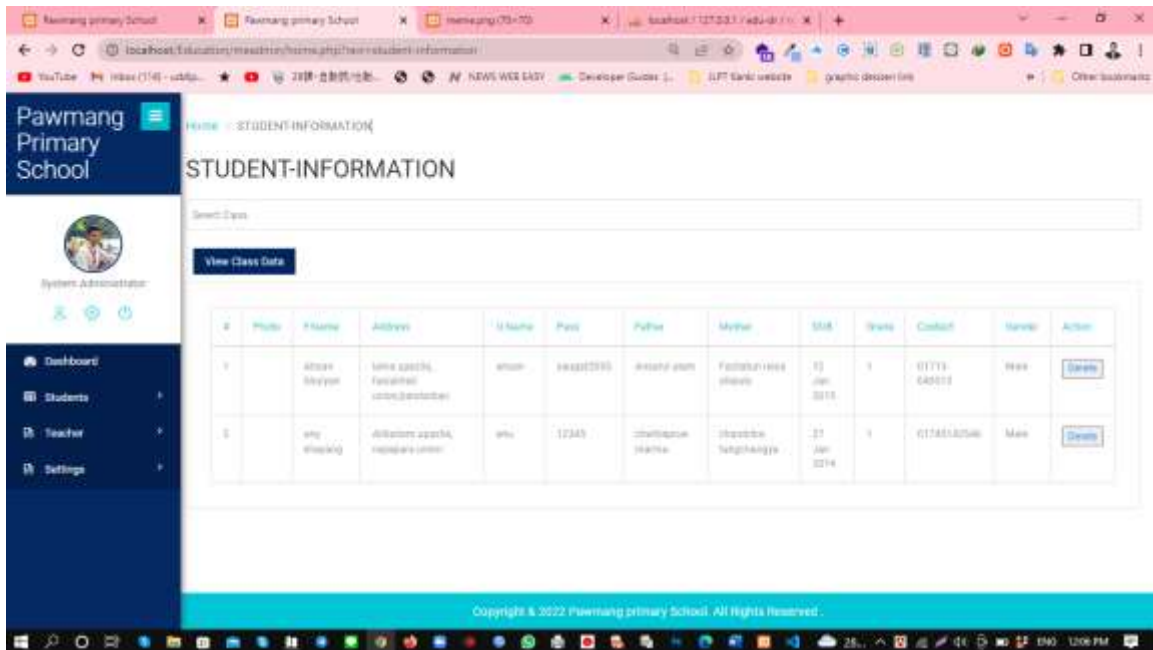


Figure:5.1.2 (Admin panel Interface)

Student Information:

Administrators have access to all student data, including names, addresses, fathers' names, and phone numbers.



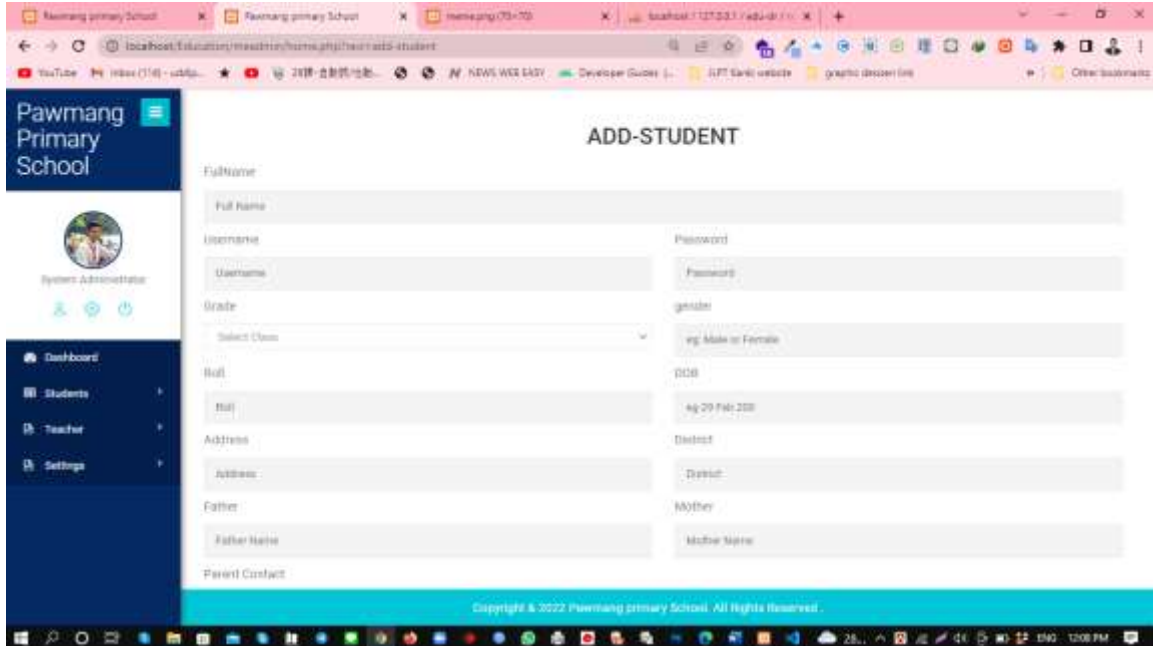
The screenshot displays the 'STUDENT-INFORMATION' interface for Pawmang Primary School. The interface includes a sidebar with navigation options: Dashboard, Students, Teacher, and Settings. The main content area shows a 'View Class Data' button and a table of student information. The table has the following columns: ID, Photo, F Name, Address, U Name, Pass, P Name, M Name, S/S, Grade, Contact, Gender, and Action. Two student records are visible in the table.

ID	Photo	F Name	Address	U Name	Pass	P Name	M Name	S/S	Grade	Contact	Gender	Action
1		Abdul Muyyid	1010 22014, Tawakalul Ummulqadiriya	abulm	99992222	Abdulmuyyid	Fathulhuda Muyyid	12	1	01771 64511	Male	Details
2		Abu Muyyid	101000 22014, Tawakalul Ummulqadiriya	abum	12345	Abulmuyyid	Fathulhuda Muyyid	12	1	0177164511	Male	Details

Figure:5.1.3 (Student information Interface)

Add New Student:

When a new student is admitted using this option, the admin establishes the student account and also provides the user ID and password.



The screenshot shows a web browser window with the URL `localhost/Education/meadmin/home.php/home-add-student`. The page title is "ADD-STUDENT". On the left, there is a sidebar for "Pawmang Primary School" with a "System Administrator" profile and a navigation menu containing "Dashboard", "Students", "Teacher", and "Settings". The main form area contains the following fields:

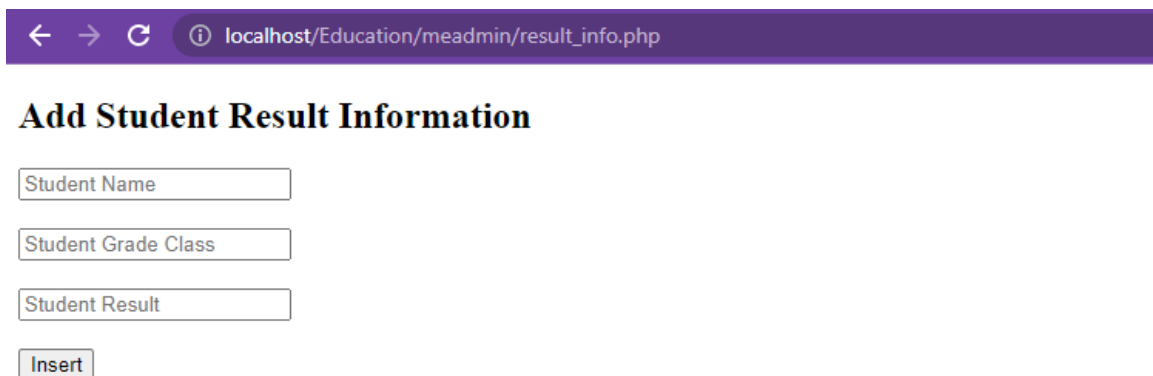
- Fullname: Full Name
- Username: Username
- Password: Password
- Grade: Select Class (dropdown menu)
- gender: eg. Male or Female
- DOB: eg. 20 Feb 2000
- Address: Address
- District: District
- Father: Father Name
- Mother: Mother Name
- Parent Contact: Parent Contact

At the bottom of the form, there is a copyright notice: "Copyright © 2022 Pawmang primary School. All Rights Reserved."

Figure 5.1.4(Add student)

Add Student Result:

This option is exclusively used by administrators to add student results that include their name, class grade, and results.



The screenshot shows a web browser window with the URL `localhost/Education/meadmin/result_info.php`. The page title is "Add Student Result Information". The form contains the following fields:

- Student Name
- Student Grade Class
- Student Result
- Insert

Figure 5.1.5(add student result)

Student Result Information:

Only the admin may view this page. Administrators can read this page after adding marks.



Figure 5.1.6(View student result)

Teachers Information:

There will be profiles for each teacher. A list of all teachers' profiles is displayed when we click the Teacher button.

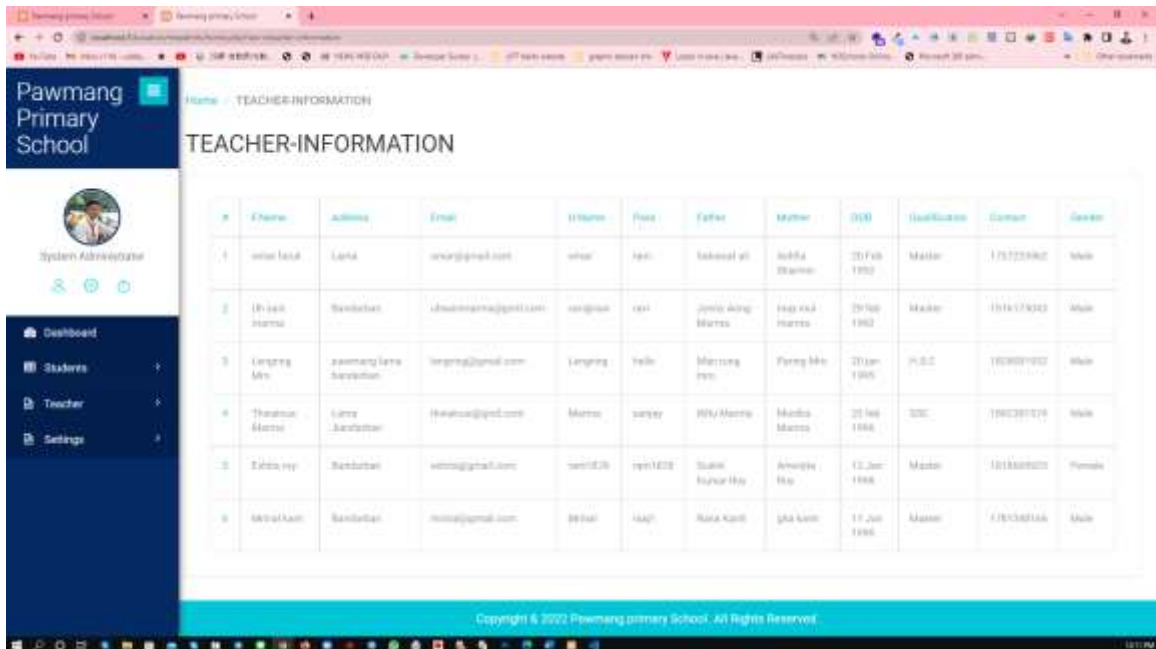
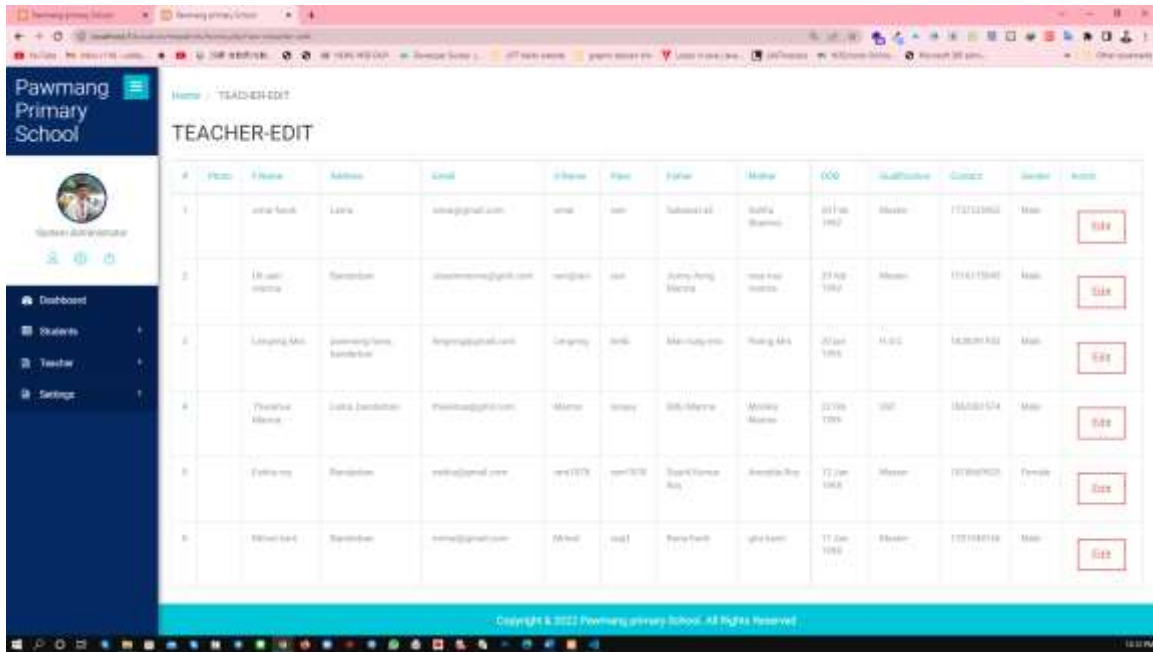


Figure 5.1.7(Teacher information)

Update Teacher Information:

There will be profile for each teacher. When you click the Teacher button, a list of all the teachers' credentials is displayed along with an update button.



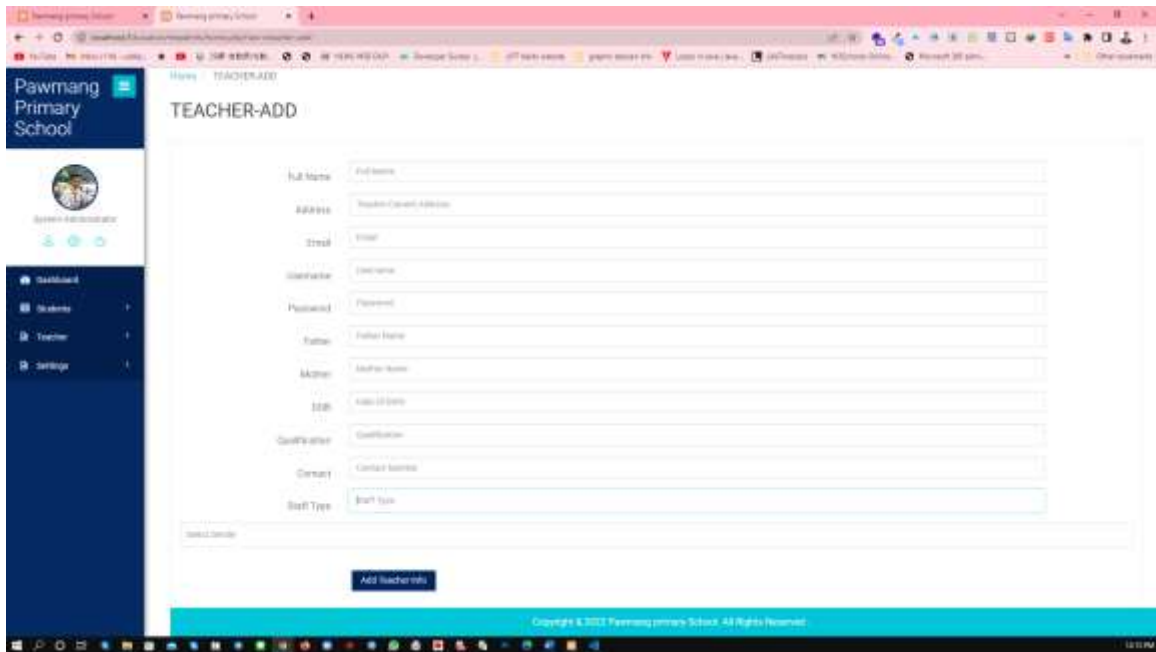
The screenshot displays the 'TEACHER-EDIT' page of the Pawmang Primary School management system. The page features a sidebar with navigation options: Dashboard, Reports, Teacher, and Settings. The main content area contains a table with the following columns: #, Photo, Name, Address, Email, Phone, Sex, Salary, Mater, DOB, Qualification, Contact, Gender, and Action. Each row represents a teacher's profile, and an 'Edit' button is provided for each entry.

#	Photo	Name	Address	Email	Phone	Sex	Salary	Mater	DOB	Qualification	Contact	Gender	Action
1		Uma Devi	Lake	uma@gmail.com	uma	Female	Subsidiary	Uma Devi	21 Feb 1982	Master	772722962	Male	Edit
2		Ulan Merna	Banaban	ulanmerna@gmail.com	ulanmerna	Male	Primary	Ulan Merna	23 Feb 1987	Master	774777540	Male	Edit
3		Lilyana Merna	Pawmang/Um, Banaban	lilyana@gmail.com	Lilyana	Female	Primary	Lilyana Merna	22 Jan 1985	Master	8428281302	Male	Edit
4		Therese Merna	Lake Banaban	theresemerna@gmail.com	Merna	Female	Subsidiary	Therese Merna	22 Jan 1985	Master	8428281374	Male	Edit
5		Yuliana	Banaban	yuliana@gmail.com	yuliana	Female	Subsidiary	Yuliana	17 Jan 1985	Master	777777772	Female	Edit
6		Yuliana	Banaban	yuliana@gmail.com	Yuliana	Female	Subsidiary	Yuliana	17 Jan 1985	Master	777777772	Male	Edit

Figure 5.1.8(Teacher information update)

Add New Teacher:

Only user admin can utilize this feature. Admin adds all of the teachers' information when a new teacher joins our school.



The screenshot shows a web browser window displaying the 'TEACHER-ADD' form for Pawmang Primary School. The form is titled 'TEACHER-ADD' and contains the following fields:

- Full Name
- Address
- Street
- City/Town
- Postcode
- Phone
- Mobile
- DOB
- Qualification
- Contract
- Staff Type

At the bottom of the form, there is a blue button labeled 'Add Teacher(s)'. The footer of the page reads 'Copyright © 2022 Pawmang primary School. All Rights Reserved.' and the time is 12:10 PM.

Figure 5.1.9(Add teacher information)

Student Login:

When a new student is admitted to the school, the administrator then provides the student with a user name and password for login.

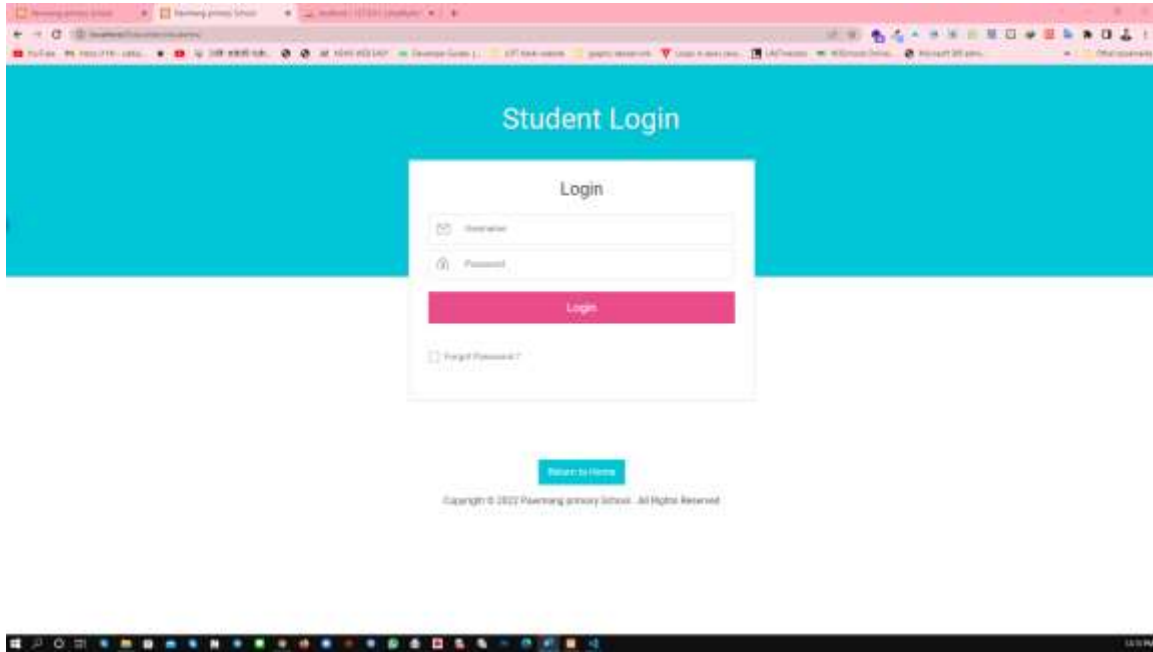


Figure 5.1.10(Student login page)

Student Portal:

Only students utilize this option. Students can view their personal information on this student portal.

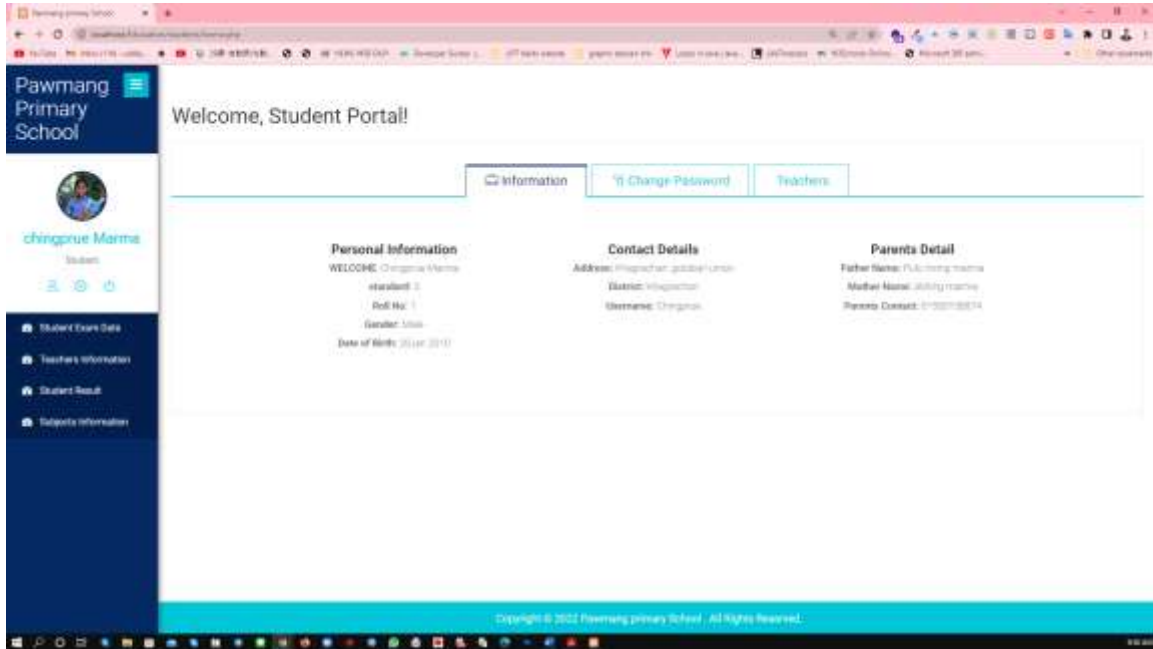
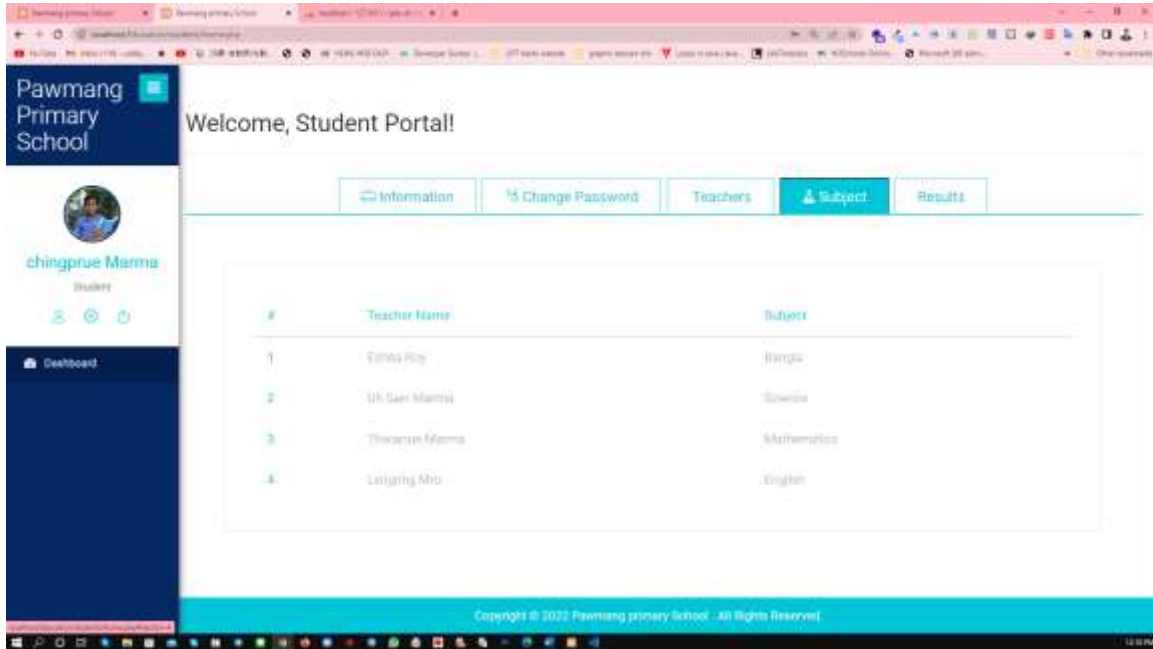


Figure 5.1.11(Student Portal)

Subject Information:

While entering the Student Panel Students can view teacher-specific subject information by selecting the "Subject" option.



The screenshot displays the Student Portal interface for Pawmang Primary School. The user is logged in as Chingprue Marma, a student. The main navigation menu includes Information, Change Password, Teachers, Subject (selected), and Results. The 'Subject' section displays a table with the following data:

#	Teacher Name	Subject
1	Felisa Roy	Bangka
2	Uk San Marma	Science
3	Thearon Marma	Mathematics
4	Sanggyi Aho	English

Copyright © 2022 Pawmang primary school - All Rights Reserved.

Figure 5.1.12(Subject information)

Manage Password:

After entering their student accounts. Simply enter the old and new passwords to change the passwords for students.

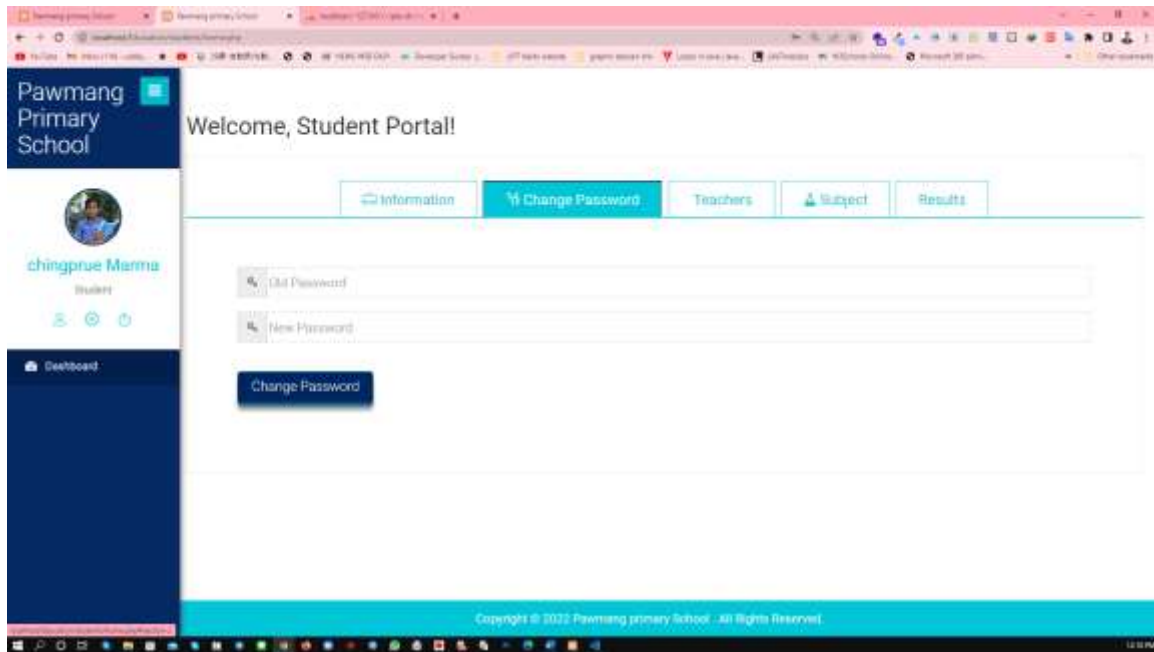


Figure 5.1.13(Manage password)

5.3 Testing Implementation

A functional check is often thought of as creating modifications to feature or change new options to associate existing options arrange. The majority options have totally different properties These area unit designed to from net application are convenient, reliable, effective and secure.

Features	Priority	Description
Login	2	User should verify by Login
Logout	2	Session should be flush after Logout
put User data	3	User Data should be inserted Properly
put Students data	1	Student Data should be inserted Properly
put Teacher data	1	Teacher Data should be inserted Properly
put Students Result	3	Student result must be inserted Properly
put Student Exam	3	Student Exam should be put Properly

Here, one = Low Priority, tow = Medium Priority, three = High Priority

5.4 Test Results and Reports

Pass or fail rules are set by the instrument engineers. They'll prepare the pass/fail criteria on the premise of that input file area unit operating and that don't seem to be operating well. That data that functioned commendable are thought-about as pass rules. And remainder of the input file are thought-about as fail criteria. Currently give blew the pass/fail criteria.

- System crashes won't be viewed as a pass case.
- If any criteria pass 100 percent times, then it'll be thought-about as pass criteria solely.
- If information can't be showed the appliance properly, then it's additionally to be thought-about as a failure criterion.

Chapter 6

Impact on Society, Environment and Sustainability

6.1 Impact on Society

Education prompts expanded profit, more possibilities throughout everyday life, and for the most part better people. Societies also gain from this. Higher paces of instruction finishing are related to less wrongdoing, better broad wellbeing, and noteworthy metro commitment.

- **Promotes Equality and Empowerment** - Education provides everybody a way of empowerment; the thought that they'll amendment their own lives and opt for their own path. Girls with higher the next level of education have better decision-making skills and square measure a lot of seemingly to require charge of their own lives.
- **Promotes Good Citizenship and Civic Involvement** - Those with educational activity are additional attentive to current political problems and are additional doubtless to vote. Higher degree holders are doubly as doubtless to volunteer and three. five times additional doubtless to present cash than highschooler graduates.
- **Reduces Crime** - Education teaches folks the distinction between what's right and wrong, in addition as exposing youngsters and young adults to the experiences of others. Understanding what's right and wrong and having fellow feeling reduces the chance of committing crimes. Education reduces overall arrests—a annual increase during a state's average education levels reduces state-wide arrests by eleven %.
- **Reduces Gender-Based Violence** - Gender-based violence is lower in communities with high rates of education for each gender. Those that square measure educated square measure additional seemingly to support gender equality and to figure to prevent and forestall gender-based or violence. Terrorist attack on girls' faculties square measure less seemingly in communities that price education for each gender.

- **Reduces Child Marriage** - Girls who have completed secondary or higher education are three times less likely to marry before reaching the age of eighteen. Putt education initial in society permits ladies to be seen as people creating their own selections, instead of simply future partner and mother.
- **Reduces Maternal Mortality Rates** - Maternal mortality rates fall considerably in societies with high levels of education. ladies with no education are 2.7 times more likely than ladies with twelve years of education to die during childbirth. Maternal mortality is twice as likely in ladies with one to 6 years of education. This is as a result of educated mothers, even in low socioeconomic settings, are a lot of doubtless to use health services. Ladies face further stress throughout birthing because of an absence of education. A lot of stressors a lady faces throughout her pregnancy, a lot of doubtless negative outcomes.

6.2 Impact on Environment

Climate change may be a major topic of dialogue nowadays, and society should work along to search out ways that to cut back our impact on the earth. Educated employees can incorporate their information of global climate change into company policies, leading to raised property. In an academic establishment, associate ISO 14001 Environmental Management System may be a framework that directs them toward higher environmental performance in a very approach that's integrated into all of their operations.

6.3 Ethical Aspects

When it concerns ethical issues, our educational systems have a plethora of them that need to be addressed. Students and teachers are frequently intimately involved with such ethical issues in schools. Some of these are due to their direct involvement, while others may be the result of how the education system is structured.

- Social Inequity
- Cheating
- Social Diversity
- Special Treatment
- Discipline
- Bullying
- Uniforms

6.4 Sustainability Plan

Sustainability is important not only in the business economy, but also in education. The next generation is a change agent, with Greta Thunberg serving as a shining example of how youth participation is critical to the future of our planet and a vital beacon of sustainability.

- Active environmental education
- Recycling as a craft project
- Composting in class
- Recycle paper
- Using sustainable IT
- Begin a gardening project at your school.
- Energy efficiency
- Make use of eco-friendly cleaning products.
- Encourage students to walk to school.

Chapter 7

Conclusion and Future Scope

7.1 Discussion and Conclusion

The purpose of this study was to develop a system for school administration projects that would help with the monitoring and security of student and educator data records. It can manage any business dealings involving issues with school administration. To protect the records of everyone involved, the project must have strict security.

7.2 Scope for Further Developments

For developing time, I even have faced some limitations during this project.

- Survey information limitation
 - Google Map Free API
- Only web version now available.
 - Sending Email
 - Login Alerts

REFERENCES

- [1] W3schools available at <https://www.w3schools.in/laravel-tutorial/controllers/> Last access 8-10-2022 at 10:15 pm
- [2] Sublime Text available at <https://www.sublimetext.com/> Last access 8-5-2022 at 10:59 pm
- [3] Php available at <https://www.php.net/> Last access 8-1-2022 at 11:09 am
- [4] CSS3 Tutorial available at <https://www.tutorialrepublic.com/css-tutorial/> Last access 7-12-2022 at 12:59 pm
- [5] MySQL Table available at <https://www.tutorialspoint.com/mysql/mysql-create-tables.html> Last access 8-13-2022 at 7:59 pm
- [6] MySQL Tutorial available at <https://www.tutorialspoint.com/mysql/index.html> Last access 8-6-2022 at 05:09 pm
- [7] PhpMyAdmin Tutorial available at <https://tutorialspoint.com/phpmyadmin/index.html> Last access 8-3-2022 at 2:05 pm

ORIGINALITY REPORT

23%
SIMILARITY INDEX

19%
INTERNET SOURCES

1%
PUBLICATIONS

11%
STUDENT PAPERS

PRIMARY SOURCES

1	dspace.daffodilvarsity.edu.bd:8080 Internet Source	10%
2	Submitted to Daffodil International University Student Paper	5%
3	grad.uprm.edu Internet Source	1%
4	Submitted to University of Greenwich Student Paper	1%
5	smhp.psych.ucla.edu Internet Source	1%
6	dce2.au.dk Internet Source	1%
7	Submitted to St Cloud Technical And Community College Student Paper	1%
8	Submitted to iGlobal University Student Paper	1%
9	www.aapa.asn.au Internet Source	<1%

10	Submitted to Softwarica College of IT & E-Commerce Student Paper	<1 %
11	www.scribd.com Internet Source	<1 %
12	Submitted to North East Scotland College Student Paper	<1 %
13	Submitted to University of York Student Paper	<1 %