



**Internship Report
on
“Fabric Production Process at Shrabony Kintwear LTD.”**

Submitted By:

Sourav Mitra
ID: 191-10-372
Batch: 46th

Department of English
Daffodil International University

Submitted to:

Md. Nuruzzaman Moral
Assistant Professor
Department of English
Daffodil International University
Dhaka, Bangladesh

Semester: Fall 2022

Course Code: ENG 431

The report is submitted in partial fulfillment of the requirements for the degree of B.A. (Hons) in English.

**DEPARTMENT OF ENGLISH
Daffodil International University**

Date of Submission: 24 November 2022.

Letter of Transmittal

24 November, 2022.

Md. Nuruzzaman Moral,
Assistant Professor,
Department of English,
Daffodil International University

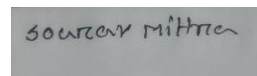
Subject: Submission of Internship Report.

Dear Sir,

I am Sourav Mitra, ID :191-10-372 hereby, declare that the project report on “**Fabric Production Process at Shrabony Kintwear LTD.**” submitted to the Department of English at Daffodil International University was prepared by me for my course **Project Paper (ENG431)** in the program of B.A. (Honors) in English is based on my own research and is true to the best of my knowledge. The report has not been submitted to any other institution for the award of any degree or diploma.

In this concern, I pray and hope that you would be kind enough to accept my Internship report and hopefully thereby.

Sincerely Yours,



.....
Sourav Mitra

ID: 191-10-372


Program: B.A. (Hons) in English.

Batch: 46th

Certificate of Supervisor

I am very glad to certify that the project report on **Fabric Production Process at Shrabony Kintwear LTD.**” submitted to the Department of English, Daffodil International University is completed by Sourav Mitra, ID: 191-10-372, for the course ‘Project Paper’ (Course Code: 431). He has completed his internship work under my supervision during the Fall-2022 semester.

I am very pleased to clarify the authenticity of her work which is done successfully and I strongly recommend his work for further academic glorification and viva-voce.



Md. Nuruzzaman Moral

Assistant Professor and Supervisor

Department of English

Daffodil International University

Daffodil International University

Acknowledgement

The success and outcome of this report required a great deal of instruction and support from a large number of people, and I consider myself quite fortunate to have received it throughout the completion of my report. All of what I've accomplished has been possible solely because of their guidance and encouragement, and I'd like to express my gratitude to them.

First, I would like to express my gratitude to almighty Allah for giving me the strength to complete the report.

Secondly, I want to thank my supervisor ***Md. Nuruzzaman Moral*** for providing me an opportunity and giving all support and guidance during my internship tenure. Without his support and guidance this report would not have been accomplished.

Then I would like to thank my organization supervisor, ***Md. Belayet Hossen Ripon***, for guiding me in Shrabony Knitwear Ltd. during my Internship. I also want to thank the employees and staff of Shrabony Knitwear Ltd. who helped me by providing informative instructions. I was closely attached to them during my internship tenure. Without their help, this project would have been very difficult.

I also thank my parents, and some friends who kept on this long process with me, always offering support. And finally I also express my sincere gratitude to all those who participated to prepare the report.

Table of Contents

Sl. No.	Contents	Page No.
	Title Page	i
	Letter of Transmittal	ii
	Certificate of Supervisor	iii
	Acknowledgement	iv
	Table of Contents	v-vi
	Summary	vii
Chapter 01 – Introduction		
1.1	Introduction	1-2
1.2	Background of the project	3
1.3	Methodology	4-12
1.4	Final Inspection	13
Chapter 02 – Organizational Overview		
2.1	About the Garment factory	14-15
2.2	Management Structure	16
2.4	Customer Profile	17
2.8	Goal	18
Chapter 03 – Fabric Production Process		
3.1	Process	20-21
3.2	Machines and Fabric	22
3.3	Embroidery and Print	23-24
3.4	Type of Textile	25
Chapter 04 – Analysis and Findings		
4.1	Flow Chart Of Merchandising For Sample Development	26
4.2	Machines And Process Of Marking	27
4.3	Observation And Finding	28

5.1	Recommendations	29
5.2	Conclusion	30
5.3	References Appendix	31-35

Summary

Clothing is always a basic requirement for human beings. Bangladesh is one of the leading producer & exporter of knit RMG products. There are around 5000 garments factories in Bangladesh. The garments factory started to produce and export in the year 1980. Since then it was history and at present nearly 82% of our foreign currency is earned through RMG exports. Over the years the RMG sector achieved great expertise in the area of product development and more than 60 types of garments items are now being produced and exported. Some of the important export destinations are Germany, UK, USA, Japan, Canada, Middle East, Australia, and many other countries in the Globe. An important advantage of our export is the cheapest labour cost.

Merchandising is one of the most important aspect and task of garments business activities. Without proper merchandising, the objectives of business will never be fulfilled. A merchandiser deals with all the activities starting from buyer up the stage of shipment from the Chittagong port. In fact a merchandiser is the controller for all the tasks. Once an order is received, the merchandiser at first calculates all the requirements of raw materials, trims and accessories. He/she need to make complete detail plan of action by which he/she can do the shipment in time. In the factories, the merchandisers makes all the orders for accessories need for an order like; amount of fabric need, amount of sewing thread, amount of button, washing if necessary, amount of carton, amount of polybag, shipment arrangement etc. In a way a merchandiser looks after the progress of the whole garments export business.

In order to acquire good knowledge on woven or knit Garments Merchandising, Garments production, testing and Quality control, Operation, Marker making, Cutting & Finishing sector, the project work will be very helpful.

Chapter: 01

Introduction

1.1 Introduction:

A merchandiser's main job is to coordinate everything from ordering a style or garment to shipment. In that sense, a merchandiser has buyers, suppliers, a design team, a sample team, a specialist import, a procurement team, a production team, and a complete commercial team. The team, store department, washing department, testing lab, finishing team, and quality have to coordinate with everyone.

But at the end of the day, the ultimate truth is that a merchandiser is ultimately responsible for any problem with a style. Because a style is known by the name of a merchandiser. If there is any problem, the factory will tell the merchandiser. Management will say who is the merchandiser? And that's why a merchandiser can never go home safely even if others work overtime. And they have no specific work hours. It may come in the morning and leave at 6 in the evening or it may be 12 at night. Each style is like a child to each merchandiser. The responsibility is too much, isn't it? But because of the opportunity to work with different departments or to work with different people, it is actually varied. So now I will discuss Classification of Merchandisers.

Classification of Merchandisers:

Now let's talk about the merchandising. Merchandisers can be classified in various ways. If we take the product into consideration, there are basically three types of merchandisers –

Oven Merchandiser,

Net Merchandiser and

Sweater Merchandiser.

Usually, there is not much mixing up in this case. That is, the oven merchandiser deals only with oven items. But the case is the same in small companies and buying offices. Merchandisers are often seen working on different items simultaneously.

If we talk about the type of work, there are two types of merchandisers.

Development Merchandiser and

Production Merchandiser.

This classification however varies from company to company.

For example, in many companies, a merchandiser is an order developer. From the stage to the entire execution alone. Again, in many places, the development merchandiser is only the development part and the Production Merchandiser sees the entire execution part. Factory merchandisers are also seen in some companies. They usually sit in the factory and work from the head office. Merchandiser Development, Approval, Booking with the factory Coordinating production. Merchandisers considering the workplace

There are two types. Vendor Merchandiser and Buying Office Merchandiser. Buying office merchandising is a prestigious job if it is a multinational buying office or a good liaison office. In small buying offices, jobs are lost due to low orders or small mistakes. My merchandising was basically vendor merchandising.

1.2 Background of the project :

The primary purpose of the internship is to learn hands-on work. We were asked to do a three-month internship to do a project paper in the fourth semester. I select Mercantising. Because currently there is a lot of demand in the marketing and garment sectors. I select this sector to build up my future career here. I thought it would be good for my career to choose merchandise as a modern and intelligent career. Because it is an interesting, respectful, and challenging job. Where it is possible to succeed in life with your own merit. The responsibilities of a Mercantizer are immense. In short, a Merchandiser is a person who manages the entire process from product manufacturing to marketing and selling in the market. I thought that choosing marketing as a modern and intelligent career would be good for my career. Because it is an interesting, respectful, and challenging job. Where it is possible to succeed in life with your own merit. Anyone who starts their career early as an intern or management trainee. Salary depends on work experience and skills. Starting from Rs.20 to 25,000 but if you have 2 to 3 years of experience in a multinational company's liaison office/department store you can earn more. And buy their jobs home, clothing industry. Foreign countries also export labor from our country to work in this sector. Then there is the opportunity to work abroad at a higher salary. No matter what you study, you can become a businessman if you want to. Less talented students can pursue careers in these subjects if they are interested. On the other hand, as a result of doing this internship, I will be able to work in this sector in the future because of the need for adaptability in all jobs. So I thought this sector would help build up my career at present.

1.3 Methodology :

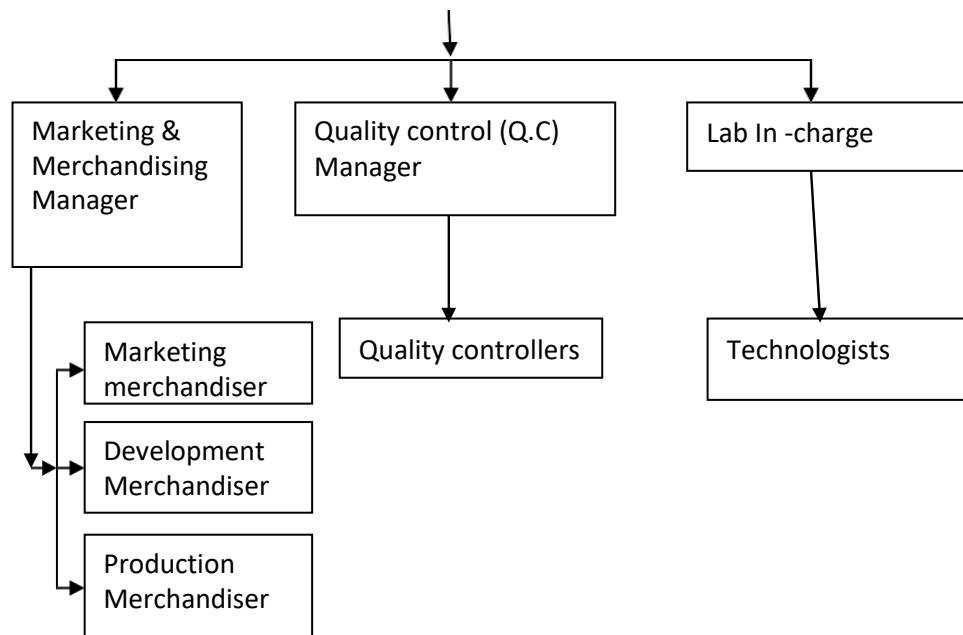
My training program was an amazing experience. I was asked by the manager of the garment to show me around the garments to a merchandiser working there. He then took me to the factory office and gave me an idea about their fulfillment program. This program works from taking orders to making sample products, in short, it's tanning basics.

Merchandiser work

A merchandiser's job cannot be summed up in one word. From taking an order to shipment, the whole thing is handled by a merchandiser. The sampling department only looks at sampling, the production team only looks at production issues, the quality team only looks at quality issues, the washing department only looks at washing issues, and the commercial department only looks at commercial issues – but a merchandiser has to work with each department. And this is why the merchandiser has no fixed work hours and no fixed holiday address. Still, the dream job for many of us is merchandising. Because we want to come to this profession because of diversity and all the wonderful opportunities to prove ourselves.

Organogram of a Buying House:

MANAGEMENT BREAKDOWN/ ORGANOGRAM



The work of the Merchandiser :

1. Communication with the buyer:

If your company is already working with an established buyer but in that case, according to the buyer's country) at the beginning of A style sketch, trim sheet, and measurement sheet will be sent to you by mail. Your primary task will be to analyze the file after receiving it, Get clarification of all issues from the buyer. You then cost him perfectly and their Expectation Can send Development Sample accordingly.

2. Communication with suppliers:

After getting all the clarifications from the buyer your work will be done everything as per the Trim sheet from suppliers of Fabrics & Trims Knowing the price ,And necessary for making a Development Sample Collecting sample yardage & trims. Besides knowing the Production Lead Time of these things.

3. Costing & TNA :

After knowing the Price & Production Lead Time from the suppliers, your task will be to prepare the Costing & TNA (Time & Action Calendar) accordingly and send it to the buyer by mail. In this case, you need to consider the price of Fabric & Trims as well as the ancillary costs including Fabric Consumption, CM (Cost of making) Cost, Wash Cost, Lab test Cost, Commercial Cost, and Shipping cost.

4. Sample Development :

Apart from preparing the costing, you have to make the sample according to the Sketch & trim sheet received from the buyer. First, you need to create a Proto/Development Sample. After that, other samples with Color run/Wash down should be made and sent as per the Buyer's Comments & Requirements. I will try to give an idea about different types of samples in another episode.

5. Fabric & Trims Booking :

After sending the Costing and development sample, if your Quoted Costing/Price matches the Buyer's Target Price and the Workmanship of the Development Sample sent by you is Satisfactory, then the Buyer will confirm the Order. After receiving the order confirmation, your first task will be to book the fabric. Apart from that, you have to book different trims with the approval of different trims or according to the trim sheet.

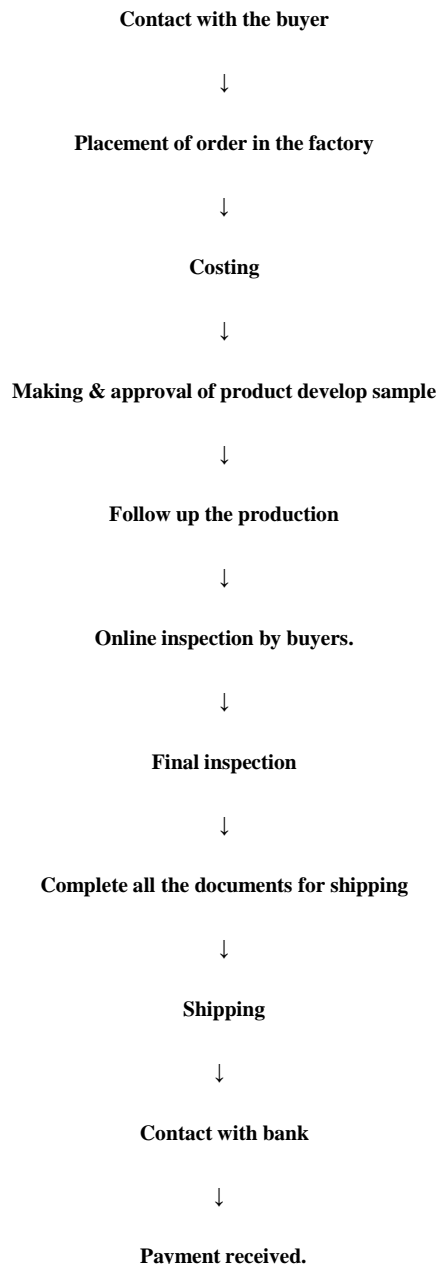
6. Submission of various types of samples:

After Order Confirmation, you will receive various buyer requirements Accordingly, different samples like Fit Sample/Wash Down Sample/Marketing Sample, etc. should be sent.

Management of a Buying House :

Keeping one bearing gauge for each garment is very important and immense. Because buying houses acts as an intermediary between buyers and sellers. Buying House Garments procures garments and exports them to other countries. Garment-buying house is a very profitable business. Because where a smart person can get more profit with very little investment. A buying house is basically an office with some testing machines and instructions because it does not execute orders directly with buyers. As a result, every buying house needs some efficient energetic merchandisers to maintain order and accrual and also some officers to maintain the quality of the clothes and to do official work. So the buying house works from order taking to supply to payment receipt.

Flow Chart of Garment Buying House



Order placed in garments factory

An apparel export operation is one of the major parts of daily activities. First, the merchandiser receives the file and checks what kind of order the buyer wants, what kind of fabrics he wants, etc. Then the second step of the order section is after selecting the buyer amount and quantity. After checking the documents, if the order is confirmed, the merchandiser arranges the time. During this process, he has to undergo various technical issues and problems regarding production. This article details step by step the various activities performed by a merchandiser during a garment export order execution process. They have the capacity of producing various knit garments as follows: T-Shirts (Long Sleeve & Short Sleeve)

Polo Shirts

- Ladies Wear
- Sports Wear
- Tank Tops (Gents & Ladies)
- Kids Wear
- Sackets
- Ladies Maxi
- Trousers etc.

Apart from this the vendor garments industries works for the following buyers-

1. LPP (Poland)
2. Marks & Spencer (UK)
3. TERA MATIC (US)
4. BERSHKA (US)
5. S.Oliver (Germany)
6. G-Star (Netherland)
7. Decathlon (US)
8. Esprit (Germany).

And they work on the following fabrics-

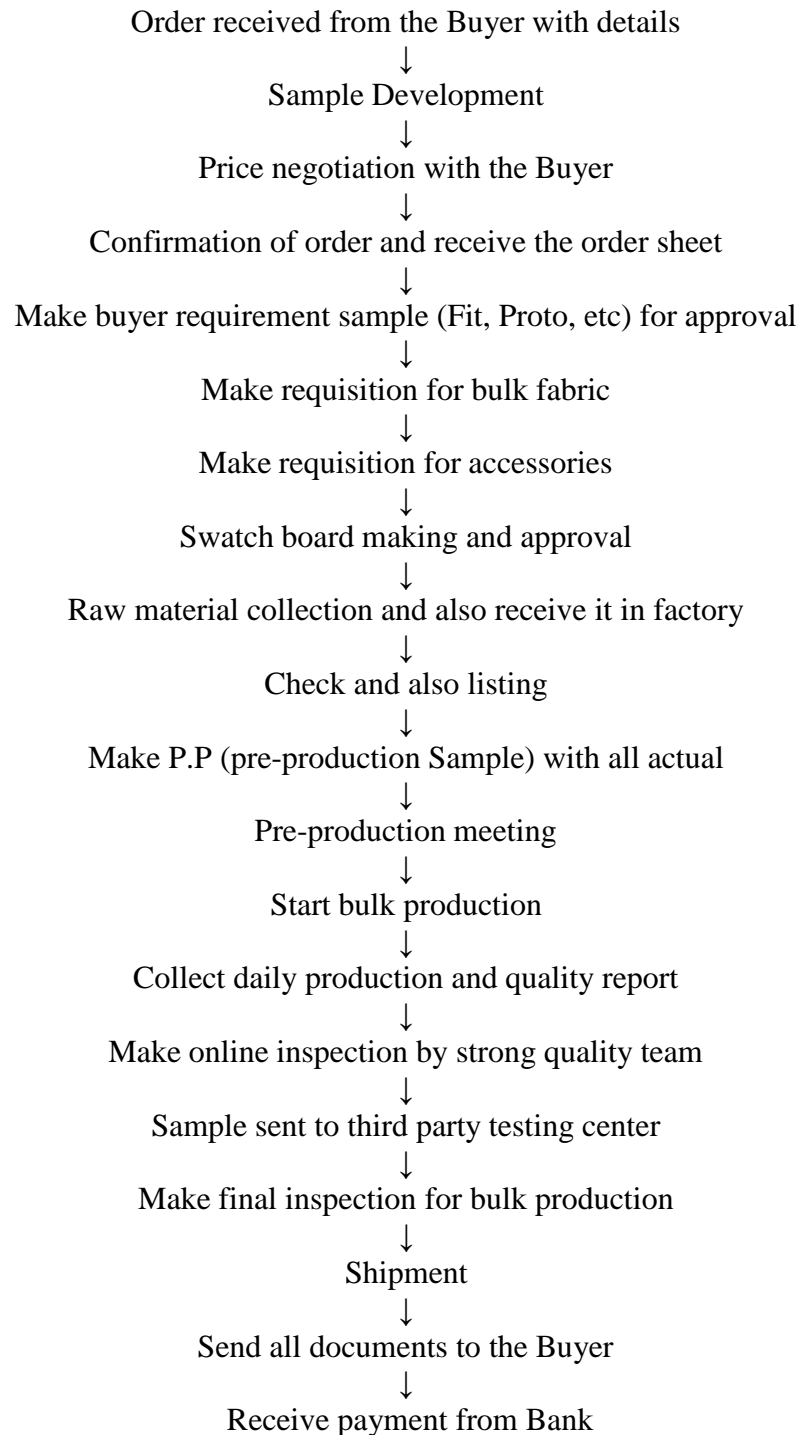
- Single Jersey
 - Single jersey plain
 - Pique
 - Lacoste
 - Fleece
 - 1x1 Rib Or Plain Rib
 - (2x2)Rib
 - (2x1)Rib
 - (5x5)Rib
 - (5x3)Rib
 - Waffle
 - Flat Back Rib
 - Plain Interlock
 - Mesh
 - Thermal
 - Drop Needle

After receiving the order, some of the steps to be followed by the merchandiser are:

1. Inquiry of a product
2. Space Availability
3. Costing
4. Order Confirmation

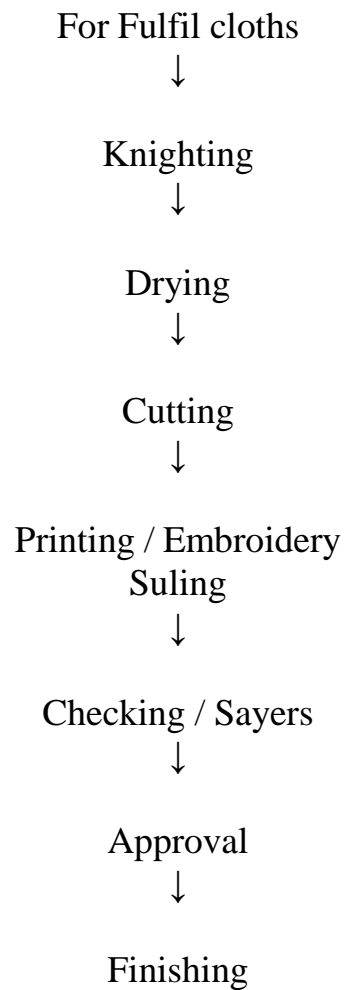
Process Flow Chart Of Apparel Garment Merchandising :

In the garment sector, merchandising is an important department that deals with marketing and production departments simultaneously. To smoothen the merchandising activities every merchandiser needs to follow a process flow chart through which anyone can do his work very smartly.



sample department :

Sample is developed in sample section with the buyer requirements. Sample section is the main point of the garments. Because the bulk production depends on the sample, if sample making is not correct, the whole purpose of the production would be damaged.



Negotiations With Buyers :

One of the best things a smart merchandiser can do is negotiate with the buyer. This process saves time and money for the buyer.

This negotiation process is organized into several steps.

1. Determining the product price with the buyer, increasing it if it is low.
2. To extend the time if necessary from the buyer.
3. Determining fabric quality of buyer.
4. Taking design samples from buyers.
5. Checking the bank documents of the buyer.
6. Pattern and Market making for conjunction and production.
7. Fabric booking and accusers booking.
8. Labdip subroutine { Before the dying }.
9. PI giving and coping.
10. pre-production sample.

So Negotiations With Buyers is a process through which all issues are discussed by the buyer and if something is needed, it is said.

Researching the needs of both parties :

After receiving the order, the merchandiser has to review everything. Such as fabrics yarn, color, embroidery, etc. There is a need to review the design provided by the buyer because if the buyer's design quality is bad, the print of the fabric will not be good. So a smart merchandiser needs to review all the issues. If the fabrics are not good then the merchandiser has to answer. Then it is necessary to divide the people according to the production. Because if the supply is not delivered on time, there is a chance of canceling the buyer's order. So a successful merchandiser has to review all the issues, to get specific ideas.

Order Execution :

The next step to review all the issues is Order Execution. First, the merchandiser orders the yarn, then the yarn is sent to the pre-production house. From there fabric dies are made from the yarn. After that Sample Production approached and delivered the items. Then diced here and given Genge Sep. After the product sap is made, it reaches the embroidery sector, where logs are made according to the buyer's requirement. After that, we went to the finishing sector and finished the product. So all the work is done after taking the order in the order execution section.

- Execute the order by T&A.
- Fabric and accessories booking.
- In house those on time.
- Swatch card making and approval.
- Size set approval
- PP approval
- Cut date
- Starting production
- QC the product
- Test the products
- Test result approval
- Ex-factory/Shipment

Packing Accessories :

The next step of product finishing is packing accessories, product packaging is done in this section. After packaging the sample product, it is delivered to the buyer. The merchandiser has to take special care because if the packaging is not correct, the buyer will not confirm the order. Accessories include sample fabrics, sample cotton, sample embroidery, etc. The buyer checks all these items and then determines the order quantity. So a smart merchandiser rechecks the packing accessories section many times and allows it to be sent to the next delivery section.

1.4 Final Inspection :

Pattern and marker making for conjunction and production.



Fabric booking accessories booking



Labdip subroutine { Before the dying }



Fit sample



pre-production Sample



pre-production marching



pre-production marching fabric and accessories in house.



production permission cutting start



Print/Embotary



Suwing

Chapter: 02

Organizational Overview



2.1 About the Garment factory :

The Bangladesh is one of the major manufacturer and exporters of all type of garments in the world market and the cheapest workers available here, result the country is now self sufficient in knit and woven and also manufacturer and exporters of sweaters too. The countries now biggest foreign exchange earning is being made by exporting the garments and its manpower too.

Shrabony Knitwear Ltd. was established in the year 2008 as a 100% export oriented knit composite garments industry, very closure to Dhaka city located at Kathgora, Zirabo, Ashulia, Dhaka1341.

Our factory is expert in any type of knitted basic/fancy items with all type of knitted fabrics like S/J, Ribs, Interlock, Fleece, French Terry and with Lycra attachment. We are specialized in Men's, Ladies, Girls & Boys items.

We can ensure round the clock production supported by using our diesel generated power supply and also committed to produce export quality products.

Our details are as follows:

Bank : Southeast Bank Ltd.

Gulshan Branch

Plot No.: 82 CES (F) 1.

Gulshan Avenue, Dhaka-1212, Bangladesh.

SWIFT CODE: SEBDBDDHGUL

ACCOUNT NO: 001015500000359

2.2 Management Structure

Name of Promoters	Address	Designation
Md. Belayet Hossen Ripon S/O: Late Ramiz Uddin	Vill : Kathgora, PO-Zirabo, PS-Aushulia, Dist: Dhaka-1341	Managing Director
Khushnoor Alam Shrabony W/O: Belayet Hossen Ripon	Vill : Kathgora, PO-Zirabo, PS-Aushulia, Dist: Dhaka-1341	Director

2.3 Unit

Unit	Description	Unit Name	Production Range
Unit-1	100% Export Oriented Composite Knit Garments	Shrabony Knitwear Ltd.	Ready Made Garments
Unit-2	100% Export Oriented Circular & Flat Knitting	Shrabony Knitwear Ltd.	Knitting
Unit-3	100% Export Oriented Screen Printing	Raisa Printing & Packaging	Screen Printing
Unit-4	100% Export Oriented Embroidery	Rabiba Embroidery	Embroidery

2.4 Customer Profile

Walmart Canada, 883 Police-UK, Orchestra-France, DPAM & Sergent Major-France, Roly-Spain, Vegotex-Belgium, Tomstory, MI Kint, Airwalk-Korea, Moririn, Asty-Japan Kanz-Germany, Piazza Italia-Italy, City Market-Finland, Metro-Switzerland, Fast Fashion-Belgium, Park Lane Fashion-Sweden, Finn Flare-Russia, Hollad Fashion-Netherland

2.5 Product Capabilities

Our gigantic collection of western garments consist vogueish shirts, ladies top, skirts etc. a list of our export quality products:

- Men's and Women's T-shirt (Round and V-neck or according to the requirements) □ Men's and Women's Polo shirt
- Men's Vest
- Lady's Tops (Tank Top, Spaghetti, Vest etc)
- Lady's Bottom
- Men's and women's Jacket.
- All kinds of children items.
- Any design/style or requirement required by the customer/buyers.

2.6 Fabric:

Procurement of fabric and fabrication of garments right up to finished stage are undertaken within premises under a team of highly specialized and experienced people. A quick view of our fabrics:

- 100% Cotton 1x1 Rib
- 100% Cotton single jersey □ 100% Cotton heavy jersey
- Cotton Elastin single jersey
- 100% Cotton 2x2 Rib (plain or varicated)
- Cotton Elastin 1x1 Rib
- 100% Cotton French Terry
- 100% Cotton Fleece (with or without brush)
- 100% Cotton Pique
- TC French Terry
- TC Pique
- Any design of fabrics in knit.

2.7 Factory Picture




2.8 Goal:

Shrabony Knitwear Ltd. deliver what they promise and believe in long-term business relation and association. Their goal is to provide you with high quality products, superior services, all at the most competitive prices.

Please do not hesitate to contact us for further information, sample making and orders. They are ready to prepare samples for your approval. They are confident that their experienced team will make out the samples with your full satisfaction.

Shrabony Knitwear Ltd. are looking forward to get the opportunity to work with you.



Chapter 03
Fabric Production Process

3.1 Process :

A skilled merchandiser must always keep a sharp eye, it was told this in the first week of training. Then step by step it was described where and what work was done. The trainer gave me an idea about file measurement in the second week, where the files are attached after the order is taken. Then I was given an idea about garments in square meters, where polo(pk fabric) is. Then I was given ideas about cotton and color, through which I was given ideas about where the color would sit and the cotton would sit. Then I was given an idea about the garments machine, the garment internship I was doing was knit garments. Here mainly the work of Genji cloth is done. Next, I am given the idea of an embroidery section where the type of log is decided and replaced. Then I got to know about file programs and making clothes where all the work is handled from taking orders from buyers. Then I can know about the type of textile mentioned in this section about the types of garments. Then I was informed about the flow chart of merchandising for sample development. Finally, I got to know about the machine's process of making. So I was given an idea about all the sectors of garments in these three months. My experience increases to a great extent, and as a result of which I can build up my career in this profession in the future.

Merchandise: The word “Merchandise” can be referred as buying and selling of manufactured product. In our country in most cases Merchandise means selling of garment to the foreign buyers. Apparel or Garment is one of the examples of Merchandise.

Apparel Merchandise: The Apparel Merchandise is the apparel that is sold out in abroad basically by the manufacturer or merchandiser in the process of merchandising.

3.2 Machines and Fabric:

1. Interlock machine
2. Single Jersey Machine
3. Fleece machine

These machines are used for different types of work. And different fabrics are made from them. I know about different fabric and they are:

- *Terry
- *Pk-polo
- *Fleece
- *Sherpa
- *Single
- *Jesey
- *Interlock
- *Automan
- *Crostedi
- *Viscos
- *Sleave single Jersey
- *Yamani
- *Rib 2*2
- *Rib 1*1
- *Poller
- *Macro poller
- *Gre Fleece

A skilled merchandiser should have a good understanding of machinery and fabrics. Experienced workers must be appointed to operate this machinery because if the workers are not right, the finishing of the cloth will not be right. After that, the fabrics are divided according to the fabric, such as polo in the case of single jersey, fleecer in the case of double, etc. It is very important to know the fabrics before making clothes. The merchandiser has to thoroughly restock each item and give final clearance.

3.3 Embroidery and Print :

Emboidary -

Siquence (Pinned)

Towel (Blooms)

Noemal (T shirt logo)

The logo section is called the embroidery section in garment parlance. Usually, the merchandiser is asked to emboss as per the buyer's requirement. I was taught about three types of embroidery in the intensive. The first one is putty through sequence. Generally, this type of embroidery is done on long strive fabrics. The second towel is usually puffed, that is, this type of embroidery is done on winter clothes. Normal embroidery is where the t-shirt is logged. A smart merchandiser needs to have a clear understanding of embroidery, Because the buyer explains the embroidery design to the merchandiser, and the price is fixed on this embroidery work.

File Program and Making Clothes :

2xi-LYCRARIB

20/SCARD + 40 / D2YCRIB

(20 Single Crownt)

(The less the crown,the more cloth)

GRE= FLEECE

30/SCARD (KN/7)

20 / SCARD(LOP)

(The less crown,the thinner the fabric)

IXI=18 Gaze

2+2 = 18 Gaze (Rib Inchine)

FELEECE = 20 Gaze (20 Pui Per Concentration)

Single Jersey Make = 24 Gaze

Inter Lock = 24 Gaze

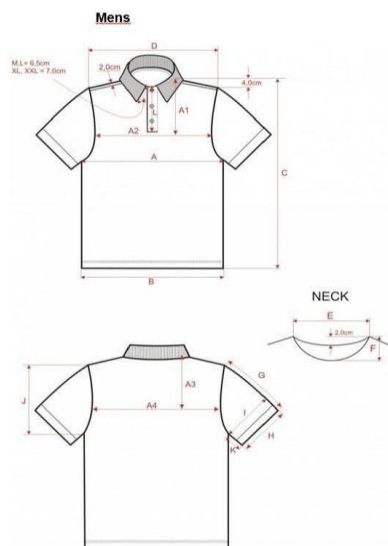
30 Drawa = 90 Yarn

40 Drawa = 120 Yarn

32 Drawa = 96 Yarn

34 Drawa = 120 Yarn

Fabrics and dryers are determined according to the instructions in the file program. In making cloth, it is very important to determine the dry and fleece clearly, otherwise, the color of the cloth will be random. A skilled merchandiser always explains all the files to the machine operator. So the file program is very important in making any fabric. I had to work hard for 3 weeks to understand this dry fleece is the toughest place in garments.



3.4 Type Of Textile :

Spring

Knitting

Drying

Garments

Oven

Need

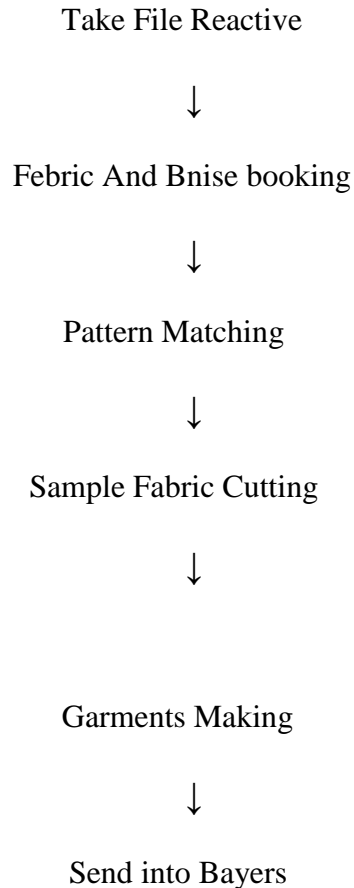
Non Oven

The textile is generally of three types namely Spring, knitting, and Drying. And garments are of three types oven, need, and nonoven. So the textile sector is about all these. To be an efficient merchandiser, it is very important to have a clear idea about textiles because of the concept of which sector of garments is given in the textile sector.

No	Product Name	Consumption
i	T-Shirts	132 Meter
ii	Polo Shirt	176
iii	Tank Top	50 Meter
iv	Fleece/Sherpa Jacket	250 Meter
v	Kids Dresses	312-465 Meter
vi	Long Sleeve Woven Shirt	150 Meter
vii	Short Sleeve Woven Shirt	135 Meter
viii	Long Trouser	365 Meter

Chapter 04
Analysis and Findings

4.1 Flow Chart Of Merchandising For Sample Development :



So first the Merchandiser has to receive the file. After that, you have to pay for Fabric and bnise booking. Next, how to work, you have to do a pattern matching. After that, the sample is sent to the fabric cutting section to fix the fabric. After that, it is finished by the garment-making process. After checking the finishing it is sent to the buyer.

After Order Confirmation and Prosecuting :

The buyer first checks the sample product. After confirming the order, the care level is applied to the product, through which the quality of the fabric is determined. Next, the main level is added through which fabrics are described. After that, the size level is attached to the product through which the product size is described like X, XL, XXL. Then the product is sent to the finishing line where the carton poly is attached. Then the hang tag is attached. Then the hangtag string is attached through which the prize is described. After that, the merchandiser has to observe some things like Fad Lock, Over Lock, Plain Lock, etc. in the cutting machine

4.2 Machines And Process Of Marking :

- 1.Front + Back Part
- Sholder Swing (Over Lock)
- Sholder Reserving (Sciossoring Should Not Be Up Down)
- That Rib Tuck (Plane Machine According To Neek Size)
- Rib Sciossoring (Over Lock Machine)
- Nick Joining Front And Back Parts.
- Piping Join (Fad Machine)
- Can Tuck (Plaine Machine)
- Then Soldier point to point make so that the main level is in the middle. (Middle Mark)
- Neek to Pein (Fade Machine)
- Back to pein (Where main and Size level Joining)
- Level Joining
- Sliv Join (Over Lock) + with care level.
- Cut the Yarn (Extra)
- Body Heain
- Cheras body and cutting waste body complete
- Quality check
- Then Body goes to Finishing.

4.3 Observation And Finding :

By doing this internship I got to learn handwork now I know about all sectors of the garment sector. First I learned about merchandising in the garment sector. Learn about the experience required to be a skilled merchandiser. Then I came to know about the garment yarn sector, where I did a garment internship where the yarn was imported. Then I learned about fabrics and how to know which fabrics are used in which clothes. Then I learned about buyer orders, and how sample designs are made. Then I got to know about the sector of garment machines, how to make any clothes in any machine. After that, I got to know how the finishing is done after making the clothes. In one word, my journey was amazing, I gained a lot of experience.

Parts Name	Given	Estimated
a) Waist	114 cm	116 cm
b) Side seam (length)	106 cm	113 cm
c) Thigh (width)	65 cm	71 cm
d) Front rise	26 cm	
e) Back rise	34 cm	
f) Leg Opening (bottom)	45 cm	

Chapter 05
Recommendations and Conclusion

Recommendations :

- **Positive thinking and workplace :** *Shrabony Kintwear LTD* should focus on creating a positive culture and workplace with appropriate and consistent investments for its employees in developing their skills and capabilities.
- **Ensuring performance appraisals :** Merchandiser should ensure employee performance appraisals so that employees are encouraged to work and put up their best effort to meet organizational goals.
- **Grow performance speed :** A skilled merchandiser takes steps to grow a production house. Merchandiser basically motivates the employees through which they get the motivation to work.
- **Boosting Employees To Grow Their Performance :** A smart merchandiser keeps the garment workers motivated all the time and they work to grow their performance.
- **Positive employee-management relation:** A proper relationship between employee and merchandiser is very important. The merchandiser must always motivate their employees and correct them for their mistakes.
- **Traning program to Increase Mind Maping :** A skilled merchandiser organizes training programs. Through this, his subordinates learn to do mind mapping. By doing this mind mapping complex work can be done in less time.
- **Rewards as motivation:** Different reward programs should be taken properly and specifically to find out the correct person who deserves the reward. Rewards in both forms monetary & non-monetary should be given to an individual for their performance.
- **Bayer Convercaton :** A Merchandiser always cares to know what is the requirement of the buyer. Then he grows a plan to exclude the buyer's need, so its the process to fulfill buyer requirements. So a successful merchandiser always grows a plan to exjuate the buyer's need.

Conclusion :

The thesis reported the step by step of the works done by a merchandiser. Some of the important works includes Sample development, apparel costing procedure, and monitoring quality, banking procedure, negotiation with buyer's or their representative. Apart from this calculation of fabric consumption, thread consumption and requirements of trims and accessories were also reported in the thesis. It is expected that the works and data given in the thesis will very helpful for people working in this sector.

Any garments most valuable asset is its employees. They have made a significant contribution to the german,s profitability and growth. They contribute to the organization's long-term success by bringing innovation and paving the road for long-term growth. Merchandiser is of immense importance in garment management.Because a skilled merchandiser works from order taking to supply. Merchandiser has to have knowledge of all things including colors, and fabrics. Production in garments is as good as it can be managed. Merchandiser does not have any time to work from morning till night. The project presentation has to be prepared within a day. So it can be said that a garment is nothing more than a skilled merchandiser. I tried to cover all of the important aspects of Merchandiser and how they work.

REFERENCES:

<http://dspace.daffodilvarsity.edu.bd:8080/bitstream/handle/123456789/2441/P13130%20%2828%25%29.pdf?sequence=1&isAllowed=y>

<https://www.linkedin.com/pulse/company-introduc-masud-textile-iftekhar-rasel>

<https://textilelearner.net/step-by-step-execution-of-garment-export-order/>

<https://koreascience.kr/article/JAKO202211563832029.kr>

<https://www.oysterenglish.com/idiom-at-the-end-of-the-day.html>

<https://textilelearner.net/merchandising-for-improving-the-quality-of-garments/>

Appendix

Plagiarism Result

12/4/22, 2:12 PM

Turnitin - Originality Report - 191-10-372

Turnitin Originality Report	
Processed on: 04-Dec-2022 14:11 +06 ID: 1970641988 Word Count: 5946 Submitted: 1	
191-10-372 By Sourav Mitra	
Similarity Index 27%	Similarity by Source Internet Sources: 26% Publications: 2% Student Papers: 12%

12% match (Internet from 19-Nov-2022) http://dspace.daffodilvarsity.edu.bd:8080/bitstream/handle/123456789/2441/P13130%20%2828%25%29.pdf?isAllowed=y&sequence=1
2% match (student papers from 08-Apr-2018) Class: Article 2018 Assignment: Journal Article Paper ID: 942811304
2% match (Internet from 06-Dec-2019) https://mytextileworld.blogspot.com/2015/10/process-flow-chart-of-apparel-or.html
1% match (Internet from 25-Oct-2022) http://dspace.daffodilvarsity.edu.bd:8080/bitstream/handle/123456789/5014/P15492%2821_%29_.pdf?isAllowed=y&sequence=1
1% match (Internet from 26-Oct-2022) http://dspace.daffodilvarsity.edu.bd:8080/bitstream/handle/20.500.11948/821/Comprehensive%20Study%20on%20knit%20Garments%20Mer isAllowed=y&sequence=1
1% match () Awal, Md.Rabiul. "Recruitment process at Bangladesh polytechnic institute", BRAC University, 2015
1% match (student papers from 07-Apr-2018) Submitted to BRAC University on 2018-04-07
1% match (Internet from 09-Oct-2022) https://jacksonlumber.cld.bz/Catalog
1% match (student papers from 20-Sep-2021) Submitted to University of Stirling on 2021-09-20
1% match (Internet from 29-Apr-2019) http://www.garmentsmerchandising.com/flow-chart-of-garment-buying-house/
1% match (Internet from 23-Sep-2010) http://www.adapparels.net/
< 1% match (Internet from 25-Oct-2022) http://dspace.daffodilvarsity.edu.bd:8080/bitstream/handle/123456789/6646/172-11-5582%2023%25.docx?isAllowed=y&sequence=1
< 1% match (Internet from 20-Nov-2022) http://dspace.daffodilvarsity.edu.bd:8080/bitstream/handle/123456789/4785/P14782%20%2817_%29.pdf?isAllowed=y&sequence=1
< 1% match (Internet from 19-Nov-2022) http://dspace.daffodilvarsity.edu.bd:8080/bitstream/handle/123456789/3153/P11522%20%287%25%29.docx?isAllowed=y&sequence=1
< 1% match (Internet from 20-Nov-2022) http://dspace.daffodilvarsity.edu.bd:8080/bitstream/handle/123456789/5657/171-24-607%20%288_%29.pdf?isAllowed=y&sequence=1
< 1% match (Internet from 20-Nov-2022) http://dspace.daffodilvarsity.edu.bd:8080/bitstream/handle/123456789/3770/P13982%20%2815%25%29.pdf?isAllowed=y&sequence=1
< 1% match (Internet from 24-Jun-2022) http://dspace.daffodilvarsity.edu.bd:8080/bitstream/handle/123456789/8250/201-14-219%20%2813%25%29.pdf?isAllowed=y&sequence=1
< 1% match (Internet from 26-Oct-2022) http://dspace.daffodilvarsity.edu.bd:8080/bitstream/handle/20.500.11948/2461/131-10-878.pdf?isAllowed=y&sequence=2
< 1% match (student papers from 29-Mar-2018) Class: Article 2018 Assignment: Journal Article Paper ID: 938167096

https://www.turnitin.com/newreport_printview.asp?eq=1&eb=1&esm=10&oid=1970641988&sid=0&n=0&m=2&svr=43&r=20.488883806927905&lang=e... 1/6

Certificate



Ref: SKL/INTC/2022/03

Date: 21/11/22

TO WHOM IT MAY CONCERN

This is to certify that Mr Sourav Mitra, S/O- Mr Milon Mitra, a student of the department of English, at Daffodil International University, Dhaka, Bangladesh, has successfully completed 03 (three) months (from 12th August 2022 to 12th November 2022) long internship program at Shrabony Knitwear Ltd. During the period his internship program with us he was found punctual, hardworking and inquisitive.

We wish him every success in life.

For, Shrabony Knitwear Ltd

A handwritten signature in black ink is written over a circular purple stamp. The date "21.11.22" is stamped in the center of the stamp.

Authorized Signature

Head Office: House# 28 (B5), Road# 13, Sector# 04, Uttara, Dhaka-1230
Factory: Kathgora, Zirabo, Ashulia, Dhaka-1341, Bangladesh
Cell: 01678221180, E-mail: contact@ponditgroup.com.bd, Web: www.ponditgroup.com.bd

Photos



