

STUDENT CONSULTANCY FIRM

SUBMITTED BY

MOHUNA

ID: **191-16-421**

Presented in Partial Fulfillment of the Requirements for the
Degree of Bachelor of Computing and Information System.

Supervised By

Md. Mehedi Hassan

Lecturer,

Department of **CIS**

Daffodil International University




Daffodil
International
University

January 2023

APPROVAL


This Project titled “STUDENT CONSULTANCY FIRM”, Submitted by MOHUNA. ID No .191-16-421 to the Department of Computing & Information Systems, Daffodil International University has been accepted as satisfactory for the partial fulfillment of the requirements for the degree of B.Sc. in Computing & Information Systems and approved as to its style and contents. The presentation has been held on- 14-01-2023.

BOARD OF EXAMINERS



Mr. Md Sarwar Hossain Mollah
Associate Professor and Head
Department of Computing & Information Systems
Faculty of Science & Information Technology
Daffodil International University

Chairman



Mr. Md. Mehedi Hassan
Lecturer
Department of Computing & Information Systems
Faculty of Science & Information Technology
Daffodil International University

Internal Examiner



Mr. Syed Tangim Pasha
Lecturer
Department of Computing & Information Systems
Faculty of Science & Information Technology
Daffodil International University

Internal Examiner



Dr. Saifuddin Md. Tareeq
Professor & Chairman
Department of Computer Science and Engineering
University of Dhaka, Dhaka

External Examiner

Declaration


I **Mohuna** hereby declare that the work in this dissertation title “**Student Consultancy Farm**”; this project has been done by me under supervision of **Mr. Md. Mehedi Hasan**, Lecturer of CIS, department of Computing and Information System (CIS) of Daffodil International University. I am also declaring that this project or any part of there has never been submitted anywhere else for the award of any educational degree like, B.Sc., M.Sc., Diploma or other qualifications.

Supervised By



Mr. Md. Mehedi Hasan
Lecturer
Department of CIS
Daffodil International University

Submitted By



Name: **Mohuna**
ID: 191-16-421
Department of CIS
Daffodil International University

ACKNOWLEDGEMENT

I want to first and foremost convey my sincere gratitude from the Almighty for his particular blessing that is allowing me to successfully finish my internship.

Making a document and dealing with the real It's difficult to change the world if you do not have the assistance of others. As a result, I am grateful and desire to express my sincere gratitude to. **Mr. Mehedi Hasan** is a lecturer at Daffodil International University's Department of CIS. Our supervisor's broad knowledge and deep enthusiasm for the topic of **PIISTECH LIMITED** influenced me to complete this Internship. He helped me do my work effectively. His unending patience, scholarly guidance, constant encouragement, constant and energetic supervision, constructive criticism, valuable advice, reading many inferior drafts and correcting them at all stages, and reading many inferior drafts and correcting them at all stages enabled me to complete this internship.

I would like to convey my heartfelt thanks to Professor and Head of the Department of CIS **Sarwar Hossain Mullah**, as well as other faculty members and staff from Daffodil International University's CIS department, for their assistance in completing my internship (DIU).

I want to thank all of the programmers and employees of "PIISTECH LTD.IT "'s Division for their support, enjoyable work environments, and aid in creating this report.

Finally, I would want to express my sincere gratitude to my parents for their support, love, compassion, and inspiration.

ABSTRACT

The major goal of this internship is to design web applications utilizing HTML, CSS, JAVASCRIPT, .NET, and SQL. In today's environment, various programming languages are utilized to create web-based software or software. HTML, CSS, and the Bootstrap Framework, for example, are presently accessible in a number of additional the utilized programming languages to construct features of soft-ware or apps. For example, JavaScript, jQuery, .NET, and so on.

TEXT OF THE CHAPTER

CHAPTER	Page
Approval	I
Declaration	ii
Acknowledgement	iii
Abstract	iv
List of Tables	vi-vii
List of Figure	vi-ix

CHAPTER

CHAPTER ONE: INTRODUCTION	1-3
1.1 Introduction	1
1.2 Motivation	1
1.3 Goals for Your Internship	2
1.4 Overview of the Company	3
1.5 Report Format	3
CHAPTER TWO: ORGANIZATION	4-12
2.1 Introduction	4
2.2 Market and product situation	4-6
2.3 Target Audience & Group	6
2.4 Goals and Mission	7
2.5 Principles	7-8
2.6 Organizational Design	8-9
2.7 SWOT Analysis	10-12
CHAPTER THREE: TASKS, PROJECTS & ACTIVITIES	12-38
3.1 Daily Task & Activities	12-13
3.2 Events & Activities	13
3.3 Project Task and Activities	13-37
3.4 Challenges	38
CHAPTER FOUR: COMPETENCIES & SMART PLAN	38-41

4.1 Earned Competencies	38-40
4.2 Good Plan	40
4.3 Reflections	40-41
CHAPTER FIVE: SUMMARY AND FUTURE CAREER	41-45
5.1 Discussion and Verdict	41-44
5.2 Potential for a future career	44
5.3 Challenges	45
REFERENCES	48
APPENDICES	46-48
APPENDIX 1: Internship Analysis	46-48
APPENDIX 2: Company Information	48

NUMBER OF FIGURES

FIGURES	PAGES
Figure 2.6 Organizational Design	9
Figure 2.7 Swot Analysis	10
Figure 3.3 1: Front/First Page	14
Figure 3.3 2 user Registration	15
Figure 3.3.2 Dashboard	16
Figure 3.3.3 dashboard	17
Figure 3.3.4 dashboard	19
Figure 3.3.5 dashboard	20
Figure 3.3.6 lead page	21
Figure 3.3.7 single lead	23
Figure 3.3.8 single lead	23
Figure 3.3.8.1 single lead	24
Figure 3.3.9 single lead	25
Figure 3.3.10 edit lead	26
Figure 3.3.11 lead correspondences	27
Figure 3.3.12 lead Reminder	28
Figure 3.3.13 lead reminder	29
Figure 3.3.14 file upload	30
Figure 3.3.15 applicant	31

Figure 3.3.16 applicant	32
Figure 3.3.17 Success applicant	32
Figure 3.3.18 applicant	33
Figure 3.3.19 applicant filter	34
Figure 3.3.20: Counselor	35
Figure 3.3.21 Events	35
Figure 3.3.22: Add Event	36
Figure 3.3.23 Reports	37

CHAPTER 1

Introduction

1.1 Introduction

People will increasingly rely on the internet. They desire a quick approach to acquire information online, thus we kept this in mind when designing and developing student consultation for the organization. Firm Anyone may use it since it is safe very well-designed with users in mind feedback. So, this internship allows me to acquire a variety of new abilities and advance my career becoming a web developer and designer.

1.2 Motivation

I discovered that "PIISTECH LTD" has a fantastic track record for providing exceptional services and to customers. Another well-known and highly regarded custom software development company in Bangladesh. I am conscious of the fact that my academic prowess and work experience with "PIISTECH LTD" might make me a valuable resource for the company. I consequently made the choice to apply for an internship with this company. I wish to manage a variety of new difficulties from "**PIISTECH LTD**" that will present me with extensive learning opportunities.

I am confident that this internship will give me a great chance to enhance my career. When I was younger, I was helping "PIISTECH LTD" out with their workflow and soaking up all the knowledge I could. My internship with "PIISTECH LTD" will give me insight into my future while also advancing my academic and professional goals.

1.3 Goals for Your Internship

- To gain hands-on experience with computer programming.
- To get hands-on experience with HTML5, CSS3, BOOTSTRAP, JQUERY, and JavaScript.
- SQL, .NET, and so forth.
- Developing technical abilities.
- Obtaining necessary baseline knowledge.
- Improving interpersonal skills.
- Communicates effectively with others.
- Exhibits excitement and vitality.
- It gets along nicely with others.
- Improve your communication abilities.
- Boost your administrative abilities
- Improve your analytical and research abilities.
- Key professional knowledge.
- Professional morals, principles, and convictions must be understood.
- Knowledge of professional's association operations.
- Professional magazines and newsletters should be familiar to you.

1.4 Overview of the Company

"**PIISTECH LTD**" is a firm that provides software, website development, and hosting services. This firm strives to provide innovative and distinctive solutions to consumers in order to improve their company performance and overcome technological impediments to their company's growth. They provide choices that make the client's business work more smoothly, quickly, and efficiently.

1.5 Report Format

First Chapter: I go over the company introduction, motivation for the internship, internship objectives, and internship introduction.

Second Chapter: The organization is an international student consulting firm with a mission and vision as well as demand and target markets.

Thread Chapter: I describe my daily tasks and activities, as well as events and activities.

Fourth Chapter: I discussed the Discussion and Conclusion, Challenges, Opportunities for the Intern's Future Career, Internship Reflection, and Company Details.

CHAPTER 2

ORGANIZATION

2.1 Introduction

In Bangladesh, PIISTECH (Perfect Intelligence Information System & Technology) is a professional software solution provider firm. This business was established in February of 2017. It has since been active in expert outsourcing by connecting business processes to information technology solutions. Our organization is dedicated to providing a wide range of high-quality, low-cost services.

We have a varied staff, which we think is our strength. Our collaboration is beneficial in offering services all around the world. We have clientele in the United States, Malaysia, Singapore, Australia, and the United Kingdom. We offer cloud-based solutions, big data, product development and maintenance, UI and UX design, and e-commerce services. There are other services for web development, app development (iOS and Android), and digital marketing. Our goal is to provide you with the best solutions available while also establishing a strong market presence. Last but not least, our firm is among the finest at exceeding all of your expectations.

2.2 Situation of Products and Markets

The experts at "PIISTECH LTD" are knowledgeable and effective, ready to develop and implement the best solution for the client that will not only draw in new clients but also guarantee the retention of the most devoted, existing clients. The

organization is committed to completing projects on time and under budget while maintaining the highest level of quality.

The business values long-term relationships and is always willing to go above and beyond to ensure that its customers are satisfied with both the company's services and the hard work of the staff. The future is in the journey of merged efforts; who knows, it could prosper as collaboration expands.

Services:

- CUSTOM SOFTWARE
- ERP SOFTWARE
- MOBILE APPS DEVELOPMENT
- SOFTWARE UI/UX DESIGN
- SOFTWARE QA AND TESTING
- COMPLETE SUPPORT & MAINTENANCE
- Software Development Outsourcing
- Content Creation
- Services For Software Testing And QA
- IT Services Management.
- IT Firm Training
- Digital Marketing Services
- Plugin Development
- Lead Generation Services

- Services for managing virtual offices
- Domain & Hosting Service

2.3 Target Audience & Group

Learning how to use web code is quite simple. Designers may get caught up in trying to impress their clients with cutting-edge techniques, but clients really just want a nice website to promote their company. Together, if they are not careful, they may become so preoccupied with colors, fonts, images, and other visual elements that they overlook the most crucial factor, which is the usability of the website.

Even though the client may have a fantastic, cutting-edge website, it is usually of no use if it does not draw in users who are generally most likely to use it and does not offer any kind of useful advantages to the firm. It is our duty as designers to make sure that our clients put the end user first, and that we create websites that enhance user experience and are a fantastic fit for the target audience. Because an online application is ultimately only as good as its users perceive it to be.

2.4 Goals and Mission

By providing customers with dependable, helpful, and high-quality software development solutions and viewing their collaboration as a tactical engine for their own success, their goal is to alter the dynamics of the software business.

In the director's chair, they alternate project stewardship whenever they work on a client's project. As project managers, they define success as the product achieving their own vision for the business rather than when they hand the final product off to the customer.

2.5 Principles

- ✓ Honesty in their interactions with their customers, one another, and the outside world. And their products are created with honesty in mind.
- ✓ Be frank and truthful in all of their discussions. Inform clients of the situation as it stands. Deal with issues as they come up and avoid surprises at the last minute.
- ✓ Aspire to enlighten and assist their clients.
- ✓ Not when they consider themselves successful provide the completed product to their customer, but when the product is released and successful.
- ✓ Make an additional effort. Speak the truth with dignity. Provide more than what is anticipated or promised.

✓ Compare your abilities to the best in the field. Try some fresh, improved options. Never, ever take a break from your work. Go beyond your comfort zone. Continue coming up with new ideas. Investigate more.

✓ Success is a process rather than a finish line. Try to expand or improve what they already have.

2.6 Organizational Design

There are a huge number of web application, mobile application, and web hosting/server companies in Bangladesh. In Bangladesh, "PIISTECH LTD" is one of the top companies for online hosting and server development. The company employs people with expertise in programming, web applications, and web applications. The business developed mobile and web applications.

You can outsource any IT services, virtual office management, lead generation, and digital marketing, as well as software development, Android app development, content development, and software testing and QA services.

The structure of an organization is determined by its aims and strategy. In a centralized organization, the highest layer of management makes the majority of decisions and exerts tight control over departments and divisions. Decision-making authority is spread in a decentralized system, and departments and divisions may have varying degrees of independence.

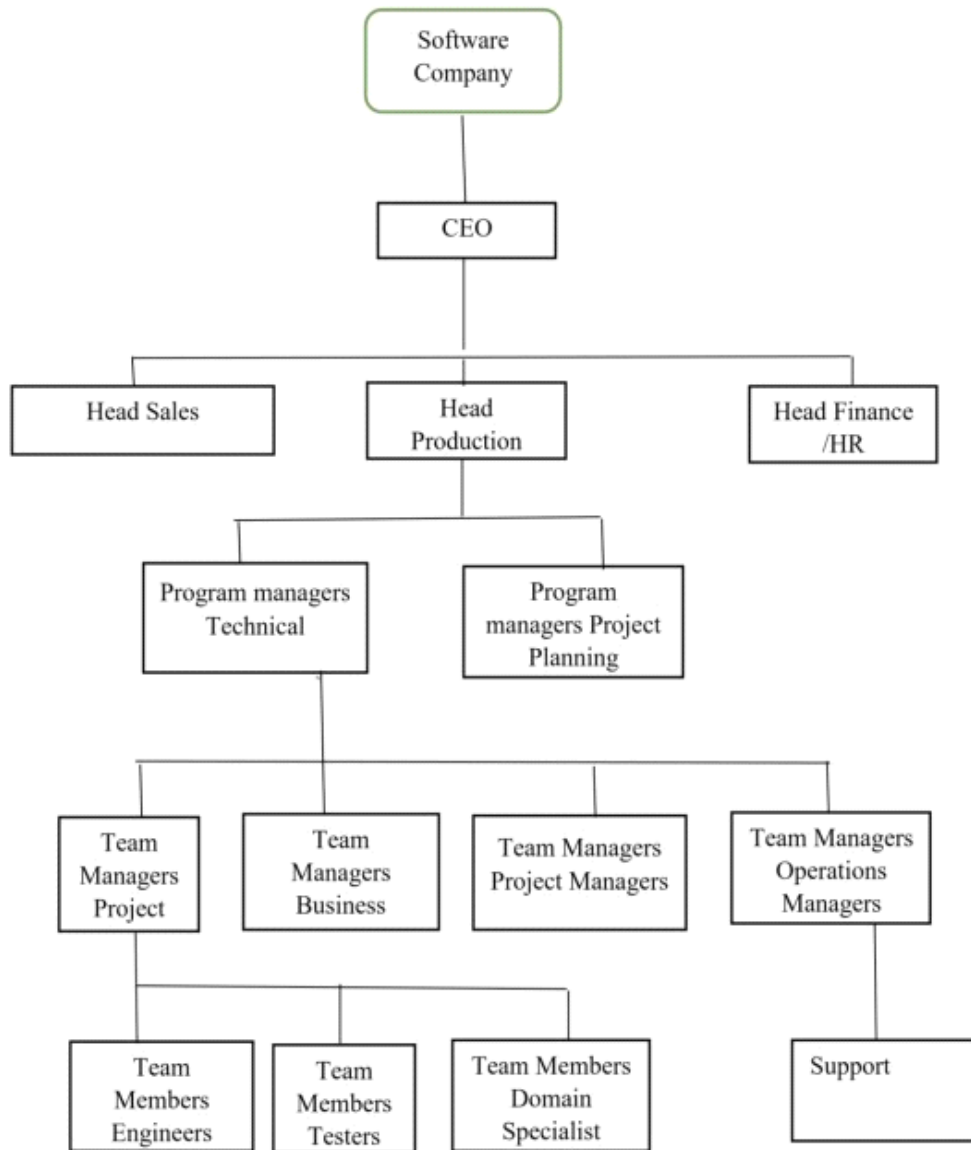


Figure: Organizational Structure of PIISTECH LIMITED COMPANY.

2.7 SWOT Evaluation

Strengths, Weaknesses, Opportunities, and Threats are addressed with SWOT analysis.

The primary internal and external aspects that all factors consider crucial to attain a goal are identified in the SWOT analysis.



Figure: SWOT Evaluation

Strengths

- When compared to other IT companies, the organization has the steadiness to stand out.
- Excellent server and hosting provider.
- The top ICT education in the area.
- For the first time, and only in Bangladesh, print-on-demand services are available.
- Following the new trend, the best web design and development services.

- Best services for mobile apps.
- The country's first theme market place.
- Services that are fair and dependable.

WEAKNESS

- Attempt to prevent upgrading applications.
- A communication chasm exists between the Software Team and the Project Support Team.

Opportunities

For the first time in Bangladesh, print-on-demand services are available.

Making a difference in Bangladesh through Themes Bazar, similar to Unwatermarked.

Opponents are unable to exploit its service area.

Working with cutting-edge technologies can provide additional benefits.

People are concerned about fair service, however Pietsch Ltd assures it.

Themes Bazar has the potential to create a large number of jobs during the coming.

Threats:

Working with new technology requires new team learning since these technologies may produce challenging issues that must be resolved.

Some businesses are trying hard to get there.

CHAPTER 3

Projects, Tasks, and Activities

3.1 Activities and Tasks Per Day

- Regularly, six days a week, training begins at 9:30 am and concludes at 6:00 pm. I had a lot of work to accomplish at that time.
- While a trainee, I often carried out a variety of tasks. Then, I have the chance to create a comprehensive point of sale (POS) for a reputable business.
- Starting with HTML5, CSS3, JS, and Bootstrap for basic website design. identifying and correcting design errors.
- After a month, I was given an assignment to customize and design an education website using HTML5, CSS3, JS, and Bootstrap. After two months, I gained experience working with a News.com Jamuna Group website.
- Constantly learning new technology and exceptional and creative design.
- Hands-on experience with large projects and the understanding of maintaining the work on the timetable.

3.2: Activities and Events

I'm able to learn new languages and technology quickly thanks to this internship. That helped me establish my reputation in the coordinated IT event management and other operations. I was able to acquire practical experience through the internship, which also assisted me in developing my portfolio and resume.

Every project I worked on throughout my Internship Period was a challenge. Those hurdles included adhering to the deadline, completing outstanding work, ensuring client satisfaction, and avoiding the need for additional project changes.

Again, there was a pleasant setting for learning and working in a cooperative mind frame. That helped me obtain the experience I needed to work in any type of work environment or company.

3.3: Project Activities and Tasks

Used Languages

- HTML and CSS were used to create frontend and colorize the site.

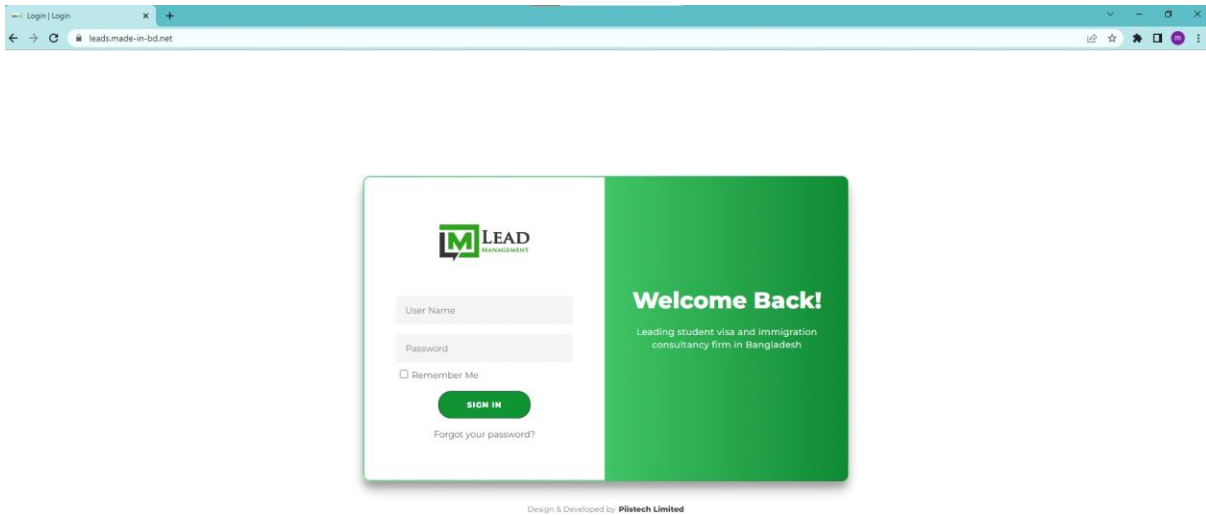


Figure 3.3.1: Front/First Page

Then, according to the application requirements, I began designing the application layouts in HTML, CSS, JavaScript, and Bootstrap 4. Here are some examples of various page layouts.

Features of Front Page

- From this page Super Admin, Admin, counselor, and user all are logged in.
- Every user has a different Menu bar.
- Admin, counselor adding by super admin and user would be able to Own self by.

The image shows a web browser window displaying the 'LEAD Management' website. The URL is 'leads.made-in-bd.net/self-study-enquiry'. The page features a navigation bar with the LEAD Management logo, social media icons (Facebook, LinkedIn, Instagram, YouTube, Google+), and a 'CONTACT NOW' button. Below the navigation bar is a banner image with a person at a computer and a flowchart of lead management processes: Lead generation, Lead qualification, Lead scoring, Lead nurturing, Lead capture, Segmentation, and Lead distribution. The main content area is titled 'Digital Self Study Enquiry' and contains a form with the following fields:

Full Name*	Email Address*	Mobile Number*	Interested for*	Location
<input type="text" value="Enter Your Full Name"/>	<input type="text" value="Enter Your Email ID"/>	<input type="text" value="Enter Your Mobile Number"/>	<input type="text" value="Select One"/>	<input type="text" value="Select One"/>

A green 'Submit' button is located at the bottom right of the form. The footer of the website includes 'SOCIAL MEDIA' with a Facebook icon, 'CONTACT' with phone and email numbers, and 'Design & Developed by Pibstech Limited' and 'Copyright © 2023 - Pibstech'.

Figure 3.3.2: User Registration

Features of user Registration

- user registration by following information:
- Full name
- Email Address
- Mobile Number
- Location

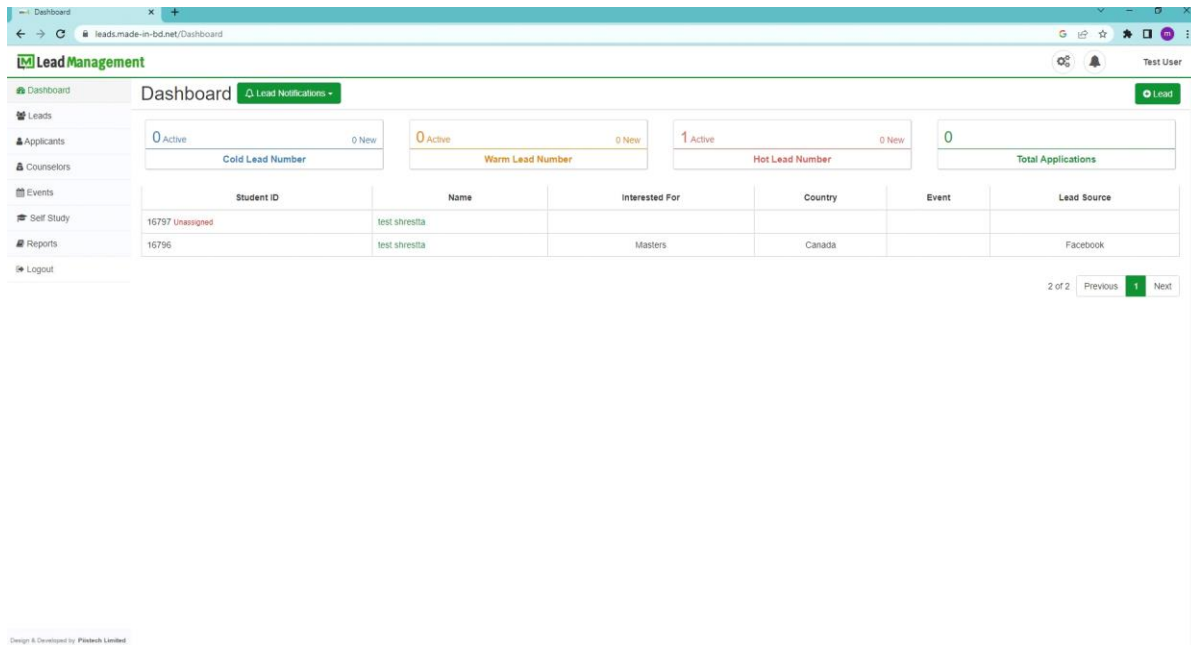


Figure 3.3.2: Dashboard

Features of Dashboard

Displaying lead notification

- cold lead number
- warm lead number
- Hot lead number
- Total application

Presenting the most important data

- Student ID
- Name
- Interested For
- country

- Event
- Lead score

Add a new lead

The screenshot shows a web application interface for adding a new lead. The form is titled "APPLICANT INFORMATION" and is divided into three main sections: "APPLICANT INFORMATION", "EXAM SCORE", and "EDUCATION QUALIFICATION".

APPLICANT INFORMATION

- Profile Picture* (Upload File)
- Full Name* (Full Name)
- Cell* (Cell Number)
- Email* (Email)
- Gender (Select One)
- Date Of Birth (Date Of Birth)
- Source (Select One)
- Work Experience (Work Experience)
- Added Date (01/10/2023)
- Added By (Test User)
- Assign To (Nothing selected)
- Interested for (Select One)
- Branch (Nothing selected)
- Address (Address)
- Intake (Please Select)
- Note (Note)

EXAM SCORE

IELTS: Listening, Reading, Speaking, Writing, Overall Score

Exam Name (Select One), Listening, Reading, Speaking, Writing, Overall Score, Attach

EDUCATION QUALIFICATION

SSC/O level: Year, Institute, Subject, Result (Division/Grade/CGPA)

HSC/A level: Year, Institute, Subject, Result (Division/Grade/CGPA)

Buttons: Close, Delete, Save

Figure 3.3.3. dashboard

Applicant Information:

- Profile Picture
- Full Name
- Cell
- Email
- Gender
- Death of birth
- score

- work experience
- Added date
- Added by
- assign to
- Interested for
- Branch
- Address
- Intake
- note

EXAM SCORE:

- Listening
- Reading
- Speaking
- Writing
- Overall Score

The screenshot displays the 'Applicant Information' form in the Lead Manager system. The form is organized into several sections:

- Bachelors/Honors:** Fields for Year, Institute, Subject, and Division/Grade/CGPA.
- Masters:** Fields for Year, Institute, Subject, and Result.
- Degree Obtained:** Fields for Degree, Year, Institute, Subject, and Result, with an 'Attach' button.
- PREFERENCES:** Includes a 'Study' section with radio buttons for Diploma Program, Undergraduate Program, Postgraduate Program, Doctoral Program, Professional Program, and Other. A 'Country' section lists various countries with checkboxes, including Australia, Belgium, Czech Republic, Canada, Denmark, Estonia, Finland, France, Germany, Greece, Hungary, India, Ireland, Italy, Japan, Latvia, Lithuania, Malta, Malaysia, New Zealand, Norway, Poland, South Korea, Sweden, United Kingdom, USA, Netherlands, China, Hong Kong, Switzerland, Turkey, Spain, Romania, and Portugal.
- FINANCIAL INFORMATION:** Fields for Family Supported Funding, Source of Income, Regular Income, Self-funding, and Loan, each with a dropdown menu.
- ADDITIONAL CONTACT:** Fields for First Name, Last Name, Relationship, Phone Number, and Phone Type, with 'Attach', 'Close', 'Delete', and 'Save' buttons.

Figure 3.3.4: dashboard

EDUCATION QUALIFICATION:

- SSC/O level
- HSC/A level
- Bachelors/Honors
- Masters

The screenshot shows a web application interface for 'Applicant Information'. The form is divided into several sections:

- Masters:** Fields for Year, Institute, Subject, and Division/Grade/CGPA.
- Degree Obtained:** Fields for Degree, Year, Institute, Subject, and Result (CGPA), with an 'Attach' button.
- PREFERENCES:**
 - Study:** Radio buttons for Diploma Program, Undergraduate Program, Postgraduate Program, Doctoral Program, Professional Program, and Other.
 - Country:** A grid of checkboxes for various countries including Australia, Belgium, Czech Republic, Canada, Denmark, Estonia, Finland, France, Germany, Greece, Hungary, India, Ireland, Italy, Japan, Latvia, Lithuania, Malta, Malaysia, New Zealand, Norway, Poland, South Korea, Sweden, United Kingdom, USA, Netherlands, China, Hong Kong, Switzerland, Turkey, Spain, Romania, and Portugal.
- FINANCIAL INFORMATION:** Fields for Family Supported Funding (Please Select One), Source of Income (Source of Income), Regular Income (Regular Income), Self-funding (Please Select One), and Loan (Please Select One).
- ADDITIONAL CONTACT:** Fields for First Name*, Last Name, Relationship* (Aunt), Phone Number* (Phone Number), and Phone Type (Cell), with an 'Attach' button.

At the bottom of the form, there are buttons for 'Close', 'Delete', and 'Save'.

Figure 3.3.5: dashboard

Displaying for this

PREFERENCES column showing :

- study
- country

FINANCIAL INFORMATION column showing:

- Family Supported Funding
- Regular of Income
- Source of Income
- Self-funding
- Loan

ADDITIONAL CONTACT column showing:

- First Name
- Last Name
- Relationship
- Phone number
- Phone Type

The screenshot displays a 'Leads' management interface. At the top, there's a search bar and a filter icon. Below the search bar is a table with the following data:

Applicant	Country	Activity	Contact	Last Update	Intake
<input type="checkbox"/> ID #16797 UnAssigned test shrestha		Assign To: Developer Admin Added By: Developer Admin 29/12/2022 10:00:23 AM	leceest@gmail.com 📞	Time: 29/12/2022 07:02:48 PM Note Type: Email Note: rest	
<input type="checkbox"/> ID #16796 test shrestha Branch: Uttara	Canada	Assign To: Mubin Al Saber Added By: Developer Admin 28/12/2022 07:29:52 AM	lest@gmail.com 📞 12345678790		Summer (April-July)
<input type="checkbox"/> ID #16795 UnAssigned mehedi Branch: Uttara	Australia,Finland,Ireland,	Assign To: Added By: Test User 19/12/2022 04:52:24 PM	mjgm@gmail 📞 096		Spring (Dec-March)
<input type="checkbox"/> ID #16794 UnAssigned mnj Branch: Uttara	Australia,Finland,France,	Assign To: Added By: Test User 18/12/2022 06:56:35 PM	mohgf 📞 0976		Summer (April-July)
<input type="checkbox"/> ID #16792 UnAssigned Test Lead Branch: Uttara		Assign To: Added By: Developer Admin 12/12/2022 08:51:26 PM	lest@gmail.com 📞 01111223344		

At the bottom right of the table, there is a pagination control showing '5 of 5' and buttons for 'Previous', '1', and 'Next'.

Figure 3.3.6: lead page

Lead features:

In lead page showing all applicant data and also admin able to search the applicants information. when new lead assign there displaying new

lead notification.

All lead we able to export from here in excel file.

there also filtering lead applicants history by following information :

Added by

- Assigned to
- Status
- Source
- Led
- Branch
- country

Single lead

The screenshot displays the 'Lead Management' interface for a single lead. The top navigation bar includes 'Dashboard', 'Leads', 'Applicants', 'Counselors', 'Events', 'Self Study', 'Reports', and 'Logout'. The main header shows the user 'Test User' and a search bar with 'test shrestha' entered. Below the header, there are tabs for 'Detail', 'Application', 'Notes/Reminders', 'Correspondence', and 'Files/Documents'. The lead's location is 'uttara, dhaka'. A summary bar indicates '0 TOTAL APPLICATION', 'LOCATION', '3 EDUCATION', and 'STATUS'. The 'Lead Info.' section lists details such as Lead ID (16796), Name (test shrestha), Email (test@gmail.com), Cell Number (12345678790), Date of Birth (4/1/96), Lead Source (Facebook), Work Experience (2 year), Status, Site Address (uttara, dhaka), Intake (Summer (April-July)), Gender (Female), Assign To (Mubin Al Saber), Added By (Developer Admin), Added Date (12/28/22 7:29 AM), Country (Canada), Interested for (Masters), Branch (Uttara), and Lead Note (testing). The 'EDUCATION QUALIFICATION' table lists three degrees: Bachelors-Honors (2022, test university, science, 4.00), HSC/A level (2017, test college, science, 5.00), and SSC/O level (2015, test high school, science, 5.00). The 'Exam Score' table shows IELTS scores: Listening (7), Reading (7), Speaking (7), Writing (7), and Overall (7). The 'Notes/Reminder' section has a 'New Reminder' button and a 'Note Type' dropdown. A 'Timeline' section shows a 'New Lead Created' event on 12/28/22 7:29 AM by Developer Admin. The bottom left corner notes 'Design & Developed by: Piatech Limited'.

Figure 3.3.7 single lead

The screenshot displays the 'Lead Management' interface for a single lead. The top navigation bar includes 'Dashboard', 'Leads', 'Applicants', 'Counselors', 'Events', 'Self Study', 'Reports', and 'Logout'. The main header shows the user 'Test User' and a search bar with 'mehedi' entered. Below the header, there are tabs for 'Detail', 'Application', 'Notes/Reminders', 'Correspondence', and 'Files/Documents'. The lead's location is 'Gorai'. A summary bar indicates '0 TOTAL APPLICATION', 'LOCATION', '5 EDUCATION', and 'STATUS'. The 'Lead Info.' section lists details such as Lead ID (16795), Name (mehedi), Email (meh@gmail), Cell Number (098), Date of Birth (12/13/22), Lead Source (Website), Work Experience (5), Status, Site Address (Gorai), Intake (Spring (Dec-March)), Gender (Male), Added By (Test User), Added Date (12/19/22 4:52 PM), Country (Australia, Finland, Ireland), Interested for (Immigration), Branch (Uttara), and Lead Note (kijufokute). The 'EDUCATION QUALIFICATION' table lists five degrees: rtrr (2022, dtfg, fgg, 4.66), Masters (ghgjl, hh, 3.67), Bachelors-Honors (234, gfhg, hijk, 3.56), HSC/A level (2019, ghgh, scg, 3.60), and SSC/O level (2017, ghj, gtr, 3.56). The 'Exam Score' table shows GRE scores: Listening (5), Reading (7), Speaking (5), Writing (56), and Overall (678). The 'Notes/Reminder' section has a 'New Reminder' button and a 'Note Type' dropdown. A 'Timeline' section shows a 'New Lead Created' event on 12/19/22 4:52 PM by Test User. The bottom left corner notes 'Design & Developed by: Piatech Limited'.

Figure 3.3.8 single lead

The screenshot displays a web-based Lead Management system. On the left is a navigation sidebar with options: Dashboard, Leads, Applicants, Counselors, Events, Self Study, Reports, and Logout. The main header includes the title 'Lead Management', search filters for 'test shrestia', 'mehedi', and 'test shrestia', and user information 'Test User'. Below the header, there are tabs for 'Detail', 'Application', 'Notes/Reminders (1)', 'Correspondence', and 'Files/Documents'. A summary bar shows '0 TOTAL APPLICATION', '0 LOCATION', and '0 EDUCATION'. The 'Detail' tab is active, showing lead information: Lead ID: 16797, Name: test shrestia, Email: testshrestia@gmail.com, Status: (empty), Added By: Developer Admin, Added Date: 12/29/22 10:00 AM. A 'Timeline' section shows a 'New Lead Created' event at 12/29/22 10:00 AM by Developer Admin. On the right, the 'Notes/Reminder' section has a 'New Reminder' button, a 'Note Type' dropdown, a 'Notes' text area, a 'Pin to Top' checkbox, and an 'Email' section with a 'rest' email address and a timestamp 'On 12/29/22 7:02 PM by Developer Admin'. A 'Save' button is located at the bottom right of the notes section.

Figure 3.3.8.1 single lead

The screenshot displays the 'Lead Management' interface. On the left is a navigation sidebar with options: Dashboard, Leads, Applicants, Counselors, Events, Self Study, Reports, and Logout. The main content area shows a search bar with 'Test Lead' and 'test shrestha' entered. Below the search bar are tabs for 'Detail', 'Application', 'Notes/Reminders', 'Correspondence', and 'Files/Documents'. The 'Detail' tab is active, showing a lead profile for 'Test Lead' with a profile picture and a list of details: Lead ID (16792), Name (Test Lead), Email (test@gmail.com), Cell Number (01711223344), Date of Birth (12/20/90), Work Experience (5), Gender (Male), Added By (Developer Admin), Added Date (12/12/22 8:51 PM), Interested for (Bachelor), and Branch (Uttara). Below the details is a 'Timeline' section with a notification: 'Country preference updated.' The right side of the interface features a 'Convert To Applicant' button, a 'Lead' button, and a 'Status' dropdown menu. Below these are sections for 'EDUCATION QUALIFICATION' (a table with columns: Degree, Year, Institute, Subject, Division/Grade/CGPA) and 'Notes/Reminder' (a form with a 'New Reminder' button, a 'Note Type' dropdown, a 'Notes' text area, and a 'Save' button).

Degree	Year	Institute	Subject	Division/Grade/CGPA
SSCO level	2005	test	test	4.55

Figure 3.3.9 single lead

single lead edit:

APPLICANT INFORMATION

Profile Picture*	Full Name*	Cell*	Email*	Gender
<input type="text"/>	test alwetta	1234567890	test@gmail.com	Female
Date Of Birth	Source	Work Experience	Added Date	
04/01/1996	Facebook	2 year	12/28/2022	
Added By	Assign To	Interested for	Branch	
Developer Admin	Mubin Al Saber	Masters	Uttara	
Address		Intake		
test, uttara, dhaka		Summer (April-July)		
Note				
testing				

EXAM SCORE

IELTS	Listening	Reading	Speaking	Writing	Overall Score
	7	7	7	7	7

Exam Name	Listening	Reading	Speaking	Writing	Overall Score	Attach
Select One	Listening	Reading	Speaking	Writing	Overall Score	

EDUCATION QUALIFICATION

Degree Obtained	Year*	Institute*	Subject	Result	Remove
SSC/O level	2015	test high school	science	5.00	Remove
HSC/A level	2017	test college	science	5.00	Remove
Bachelors/Honors	2022	test university	science	4.00	Remove

Figure 3.3.10: edit lead

EDIT LEAD FEATURES:

- All lead data are changeable of this page
- lead data attach
- lead data remove
- lead data didactive

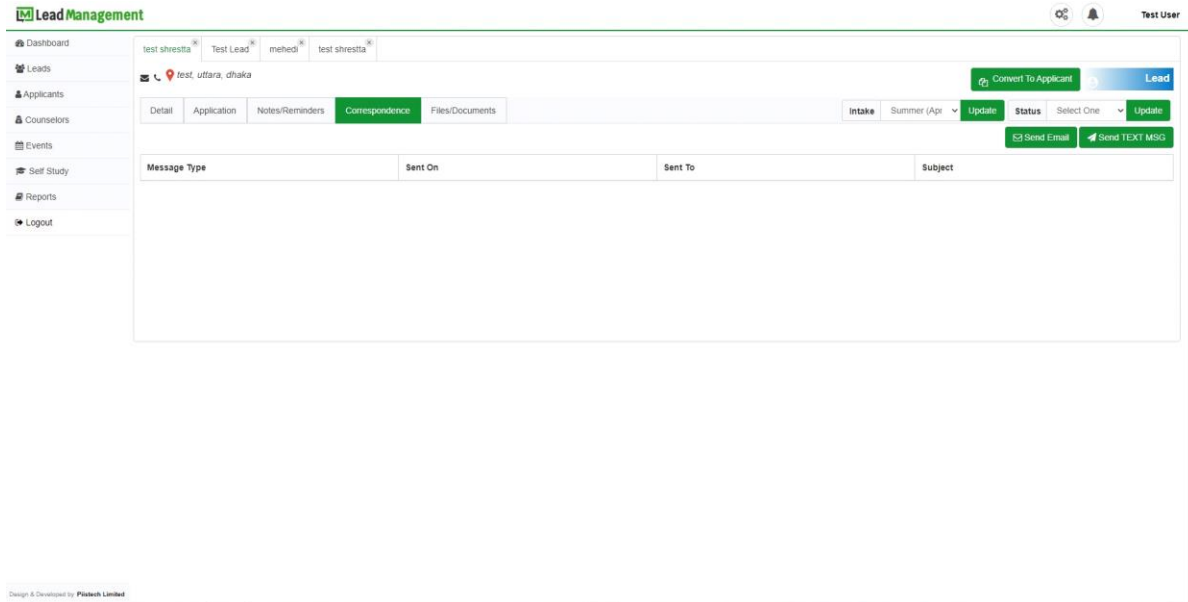


Figure 3.3.11: lead correspondence

lead correspondences features:

- sent email
- sent text msg
- Intake
- update

The screenshot displays a 'Lead Management' system interface. On the left is a navigation menu with options like Dashboard, Leads, Applicants, Counselors, Events, Self Study, Reports, and Logout. The main area shows a lead profile for 'test sheveta' with details such as Email (test@gmail.com), Call Number (1234567890), Date Of Birth (4/1/96), Lead Source (Facebook), Work Experience (2 year), Site Address (test, uftara, dhaka), Intake (Summer (April-July)), Gender (Female), Assign To (Mubln Al Saber), Added By (Developer Admin), Added Date (12/28/22 7:29 AM), Country (Canada), Interested for (Masters), Branch (Uftara), and Lead Note (testing). Below the profile is a 'Timeline' section with three events: 'NEW LEAD CREATED', 'APPLICANT EDUCATIONS IS UPDATED', and 'APPLICANT EDUCATIONS IS UPDATED', all dated 12/28/22 7:29 AM and attributed to 'Developer Admin'. On the right, there are sections for 'Bachelors-Honors' (2022, test university, science), 'HSC/A level' (2017, test college, science), and 'SSC/O level' (2015, test high school, science). Below these is an 'Exam Score' table:

Name	Listening	Reading	Speaking
IELTS	7	7	7

Further down are sections for 'Notes/Reminder' (Note Type, Notes) and 'Add Reminder' (Reminder Note, Reminder Date: 01/11/2023, Reminder Time: Please Select One). A 'Save' button is at the bottom right.

Figure 3.3.12 lead Reminder

Lead Reminder features:

- Reminder Note

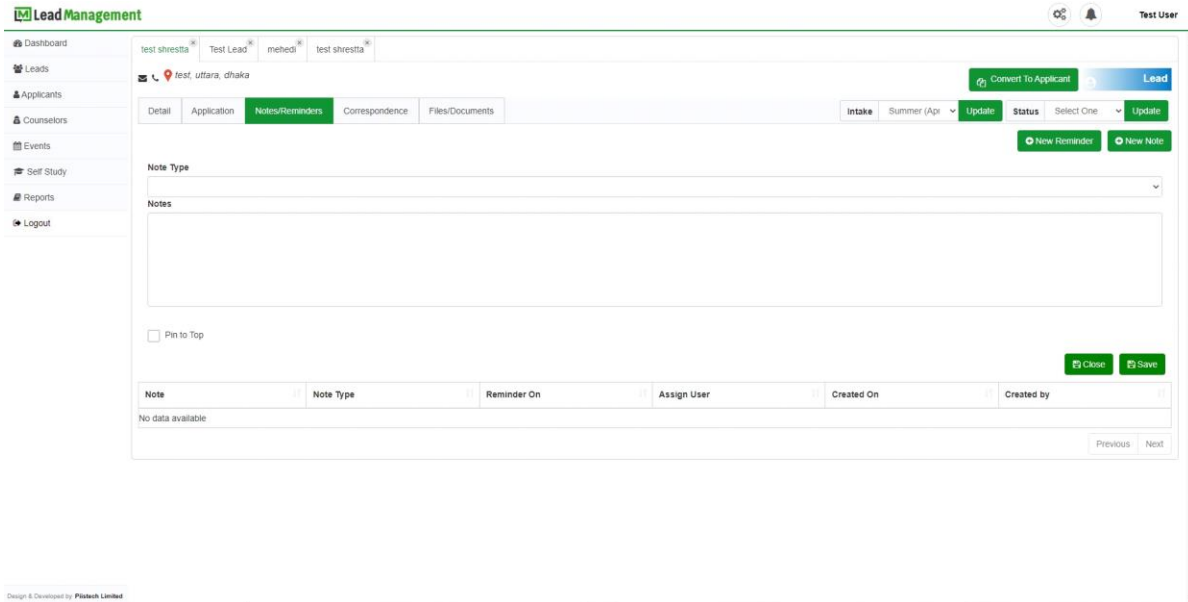


Figure 3.3.13

- Reminder Date
- Reminder Time

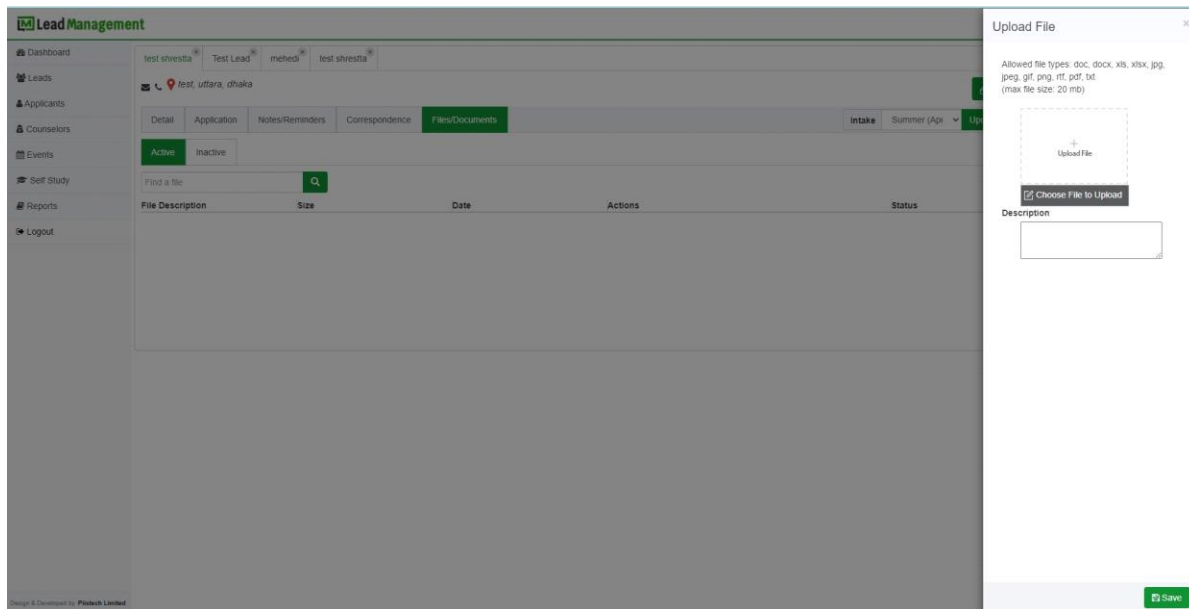


Figure 3.3.14 file upload

File upload features:

- Allowed file types
- Description

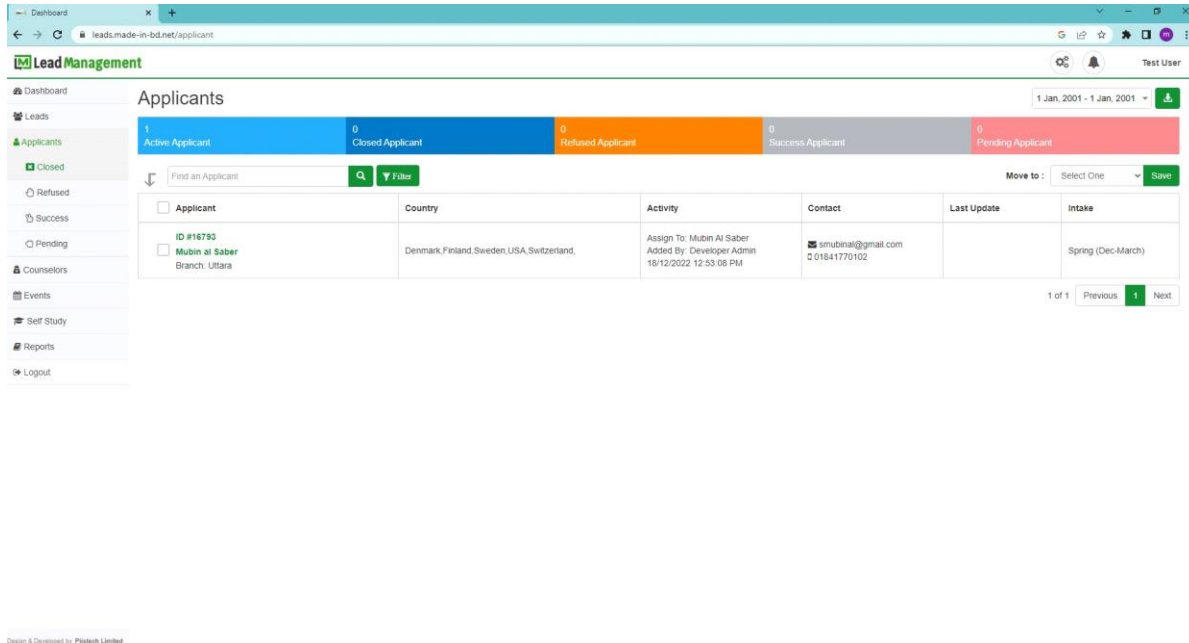


Figure 3.3.15 : applicant

Features of applicants:

- Active applicant
- Refused applicant

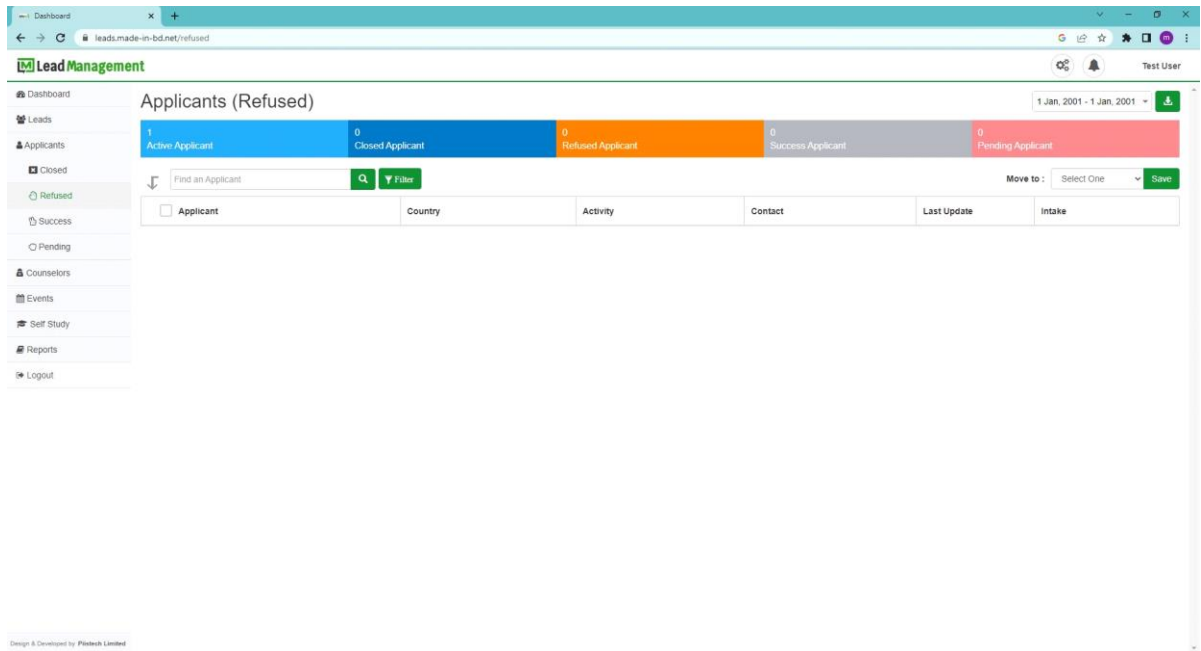


Figure 3.3.16

- Success applicants

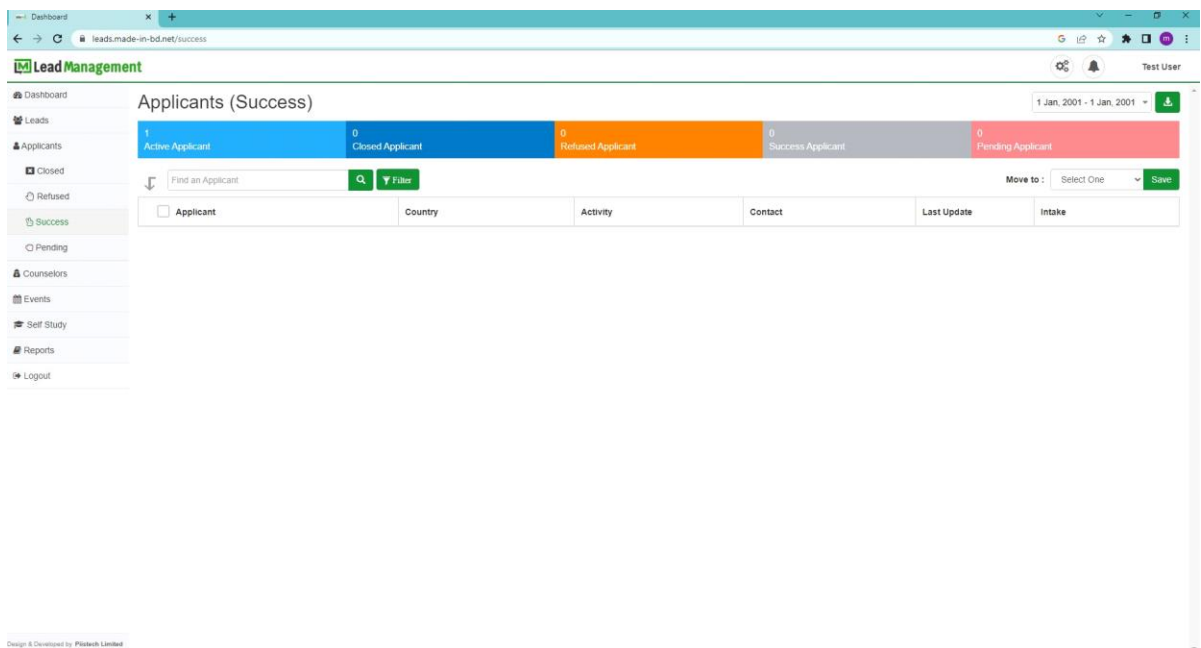


Figure 3.3.17

Pending applicants:

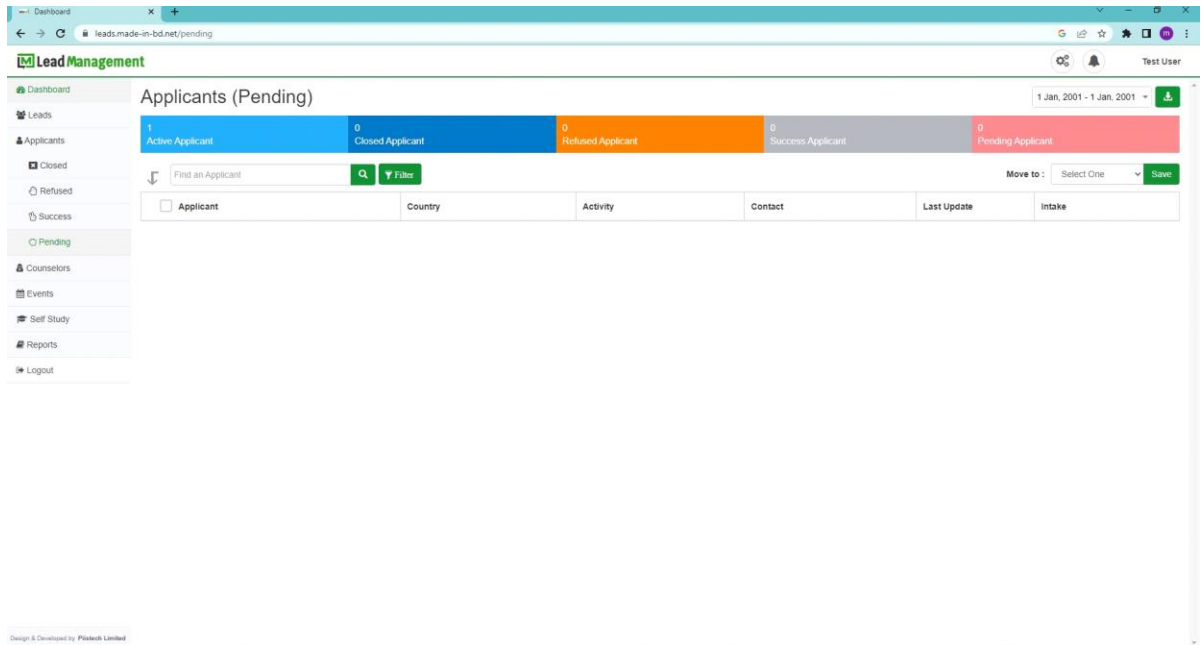


Figure 3.3.18

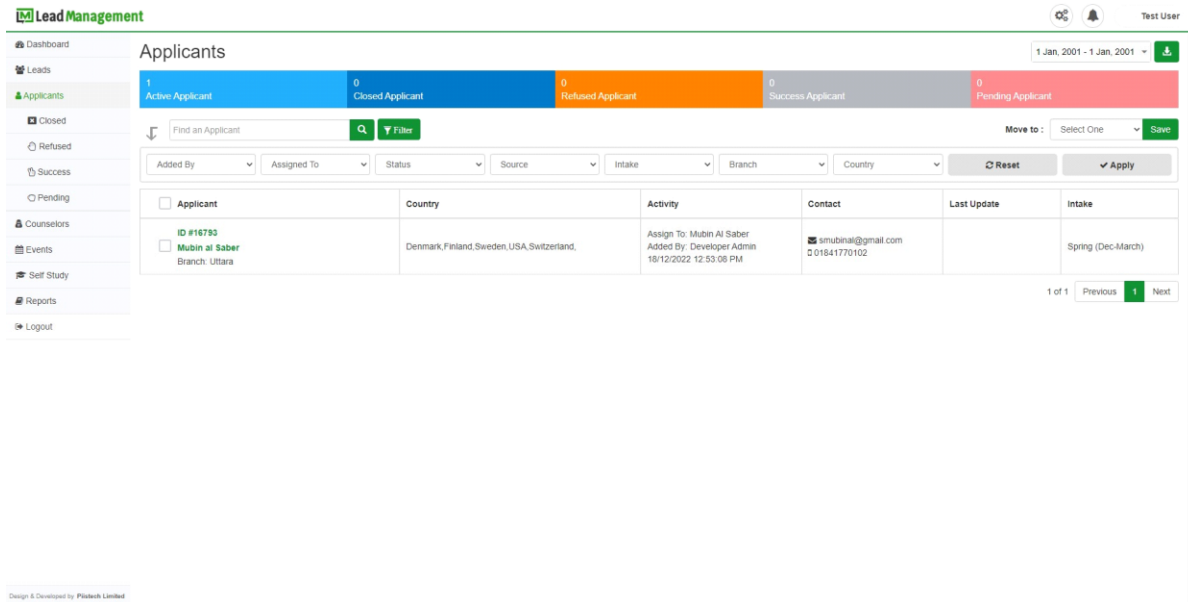


Figure 3.3.19: applicant filter

applicant filter features:

Applicant filter mainly displaying

- added by status, showing, branch, country, reset and apply new formatting.

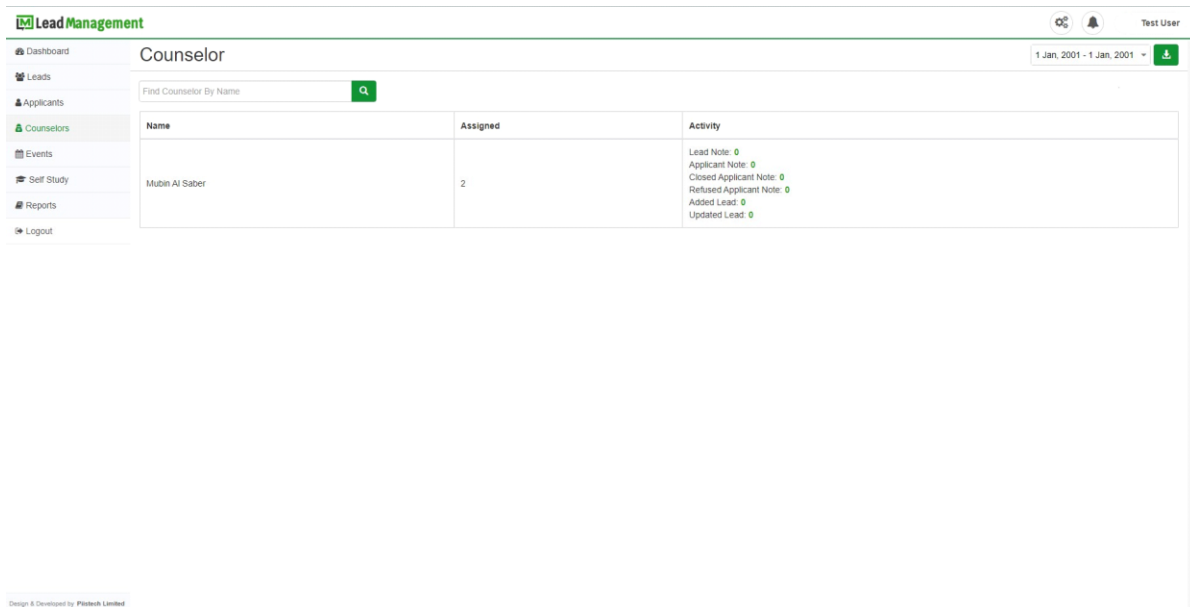


Figure 3.3.20: Counselor

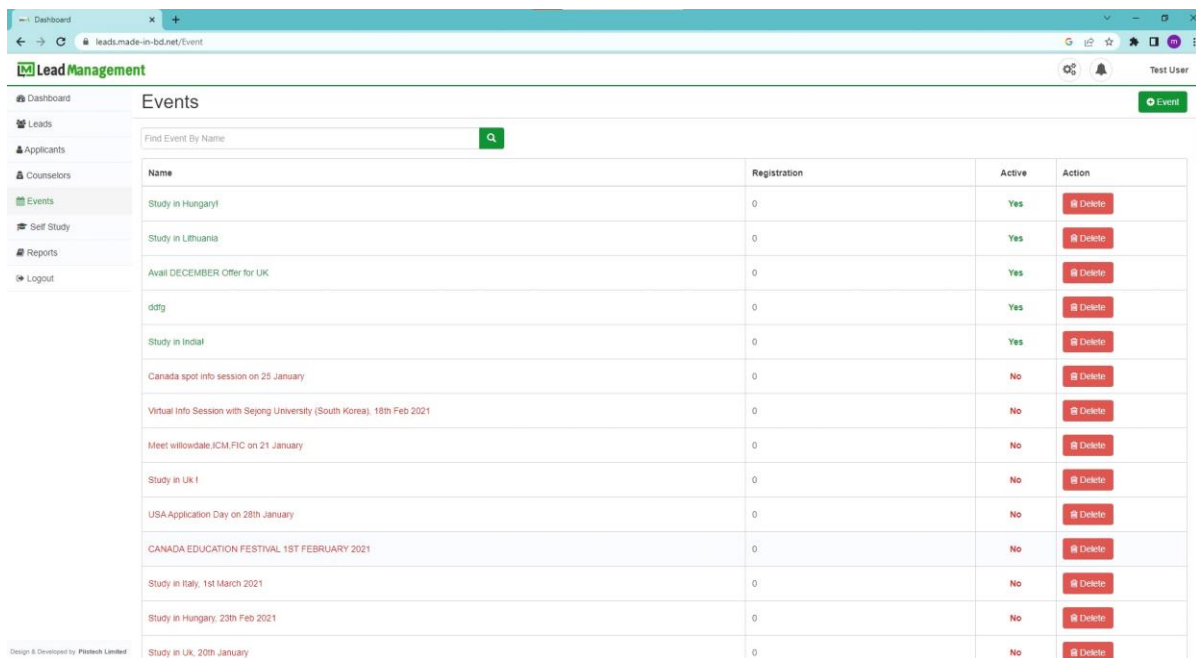


Figure 3.3.21 Events

In Events page we will get Name, registration, Active and action. also delete any column. we also get information category number yes and no list.

Name	Registration
Study in Hungary!	0
Study in Lithuania	0
Avail DECEMBER Offer for UK	0
ddfg	0
Study in India!	0
Canada spot info session on 25 January	0
Virtual Info Session with Sejong University (South Korea), 16th Feb 2021	0
Meet willowdale JCM FIC on 21 January	0
Study in Uk 1	0
USA Application Day on 28th January	0
CANADA EDUCATION FESTIVAL 1ST FEBRUARY 2021	0
Study in Italy, 1st March 2021	0
Study in Hungary, 23th Feb 2021	0
Study in UK, 20th January	0

Figure 3.3.22: Add Event

Add Event Features:

- Display Text
- Text Value
- Active option

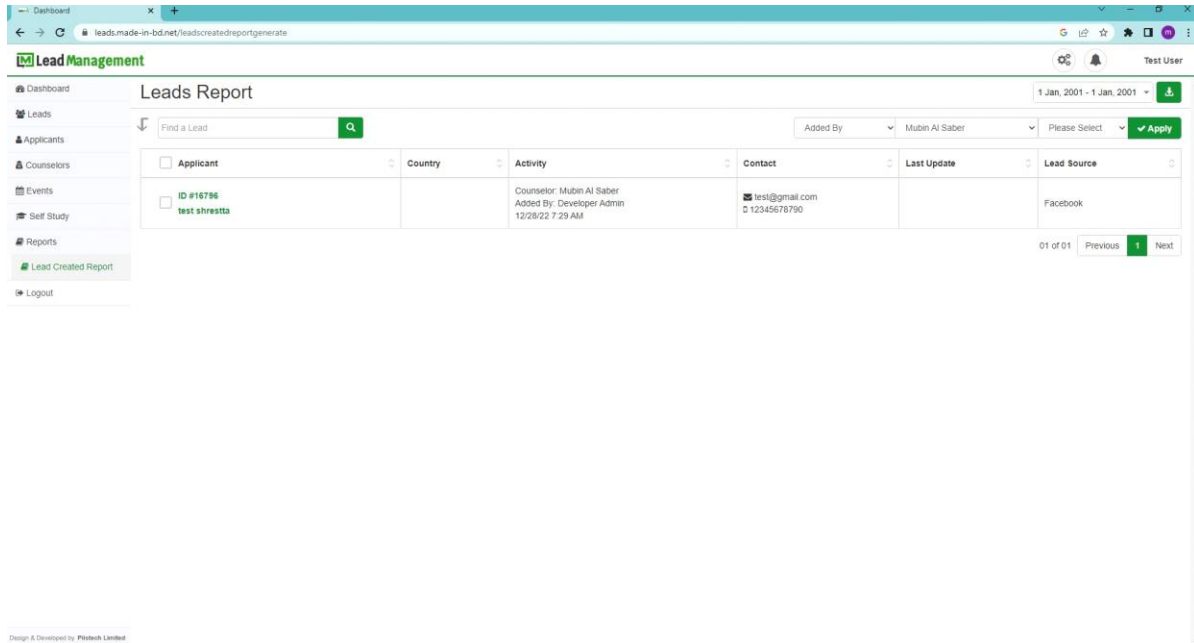


Figure 3.3.23: Reports

Reports Features rows:

- Applicant
- country
- Activity
- contact
- Last Update
- Lead source

3.4 Application Challenges

The creation of web applications is a difficult process. It is impossible to become a master in such a short period of time. It's difficult to continually do something new and innovative. It is also a significant difficulty.

28th Daffodil International University Which developers, as well as me, must deal with. When I was building my project, I made sure that the coding structure was as clean and user-friendly as possible, and that the execution speed was kept as quick as possible.

Working with new colleagues in a new atmosphere was both exciting and hard. The most difficult issue for me is to meet and satisfy the needs of my consumers. It is common to face several obstacles or hurdles while completing a large project. I've experienced challenges as well, but triumphing is an other story. Even problem solving and project completion may be enjoyable and enjoyable. It may boost one's confidence to face new problems.

CHAPTER 4

SKILLS AND A SMART PLAN

4.1 COMPETITIVENESS GAINED

There are several different types of websites available, each with a distinct quality and style. This market must thus be fiercely competitive. By taking all of this into consideration, I have prepared myself to thrive in any market environment and to create new opportunities. Additionally, my journey has not been easy; I have had to learn both sophisticated and basic concepts. As a result, the rivalry is set up such that I am both aware of the skills of others and of my own. Given that it is a fundamental truth that reading increases learning, this has been really helpful to me and motivated me to study more.

1. I became aware of CSS1.
2. I became aware of HTML
- 3.1. I became aware of PHP
- 4.1. I became aware of MySQL Database
5. I became aware of OOP
6. I became aware of jQuery
7. I became aware of JavaScript
8. I became aware of website structural rules

In my case, I've gained confidence in creating dynamic online applications and development files in HTML5, CSS3, JavaScript, jQuery, Bootstrap, and

MySQL, as well as projects in PHP creating new interfaces for the contemporary age.

4.2 Smart Plan

1. The most crucial thing is to handle HTML5 code.
2. It is critical to eliminate Responsive HTML5.
3. Take advantage of CSS3, .NET , MySQL, Bootstrap, and JavaScript.
4. Carry out genuine handcrafted perfect and clam coding.
5. Now, with the help of a few simple procedures, establish web design and development with a responsive viewpoint and strategy.
6. Screening on various gadgets (smartphones, tablets, laptops, widescreens, and desktop computers) with various screen resolutions

4.3 Reflections

It is my responsibility to design a stunning website with client-required logic and information that can be shown to my project manager. Geographical restrictions can be eliminated thanks to the internet. Limitations and bigger career potential in the field are both explored. A website's main function is to represent the World Wide Web. I do, however, think.

The objective is to be able to convert these portfolios into the professional world in order to demonstrate comprehension and competence in web design. The audience for my assignment is generally the particular teacher as well as corporate personnel to whom I have to demonstrate our abilities. Working on a hard project with a creative team.

CHAPTER 5

Conclusion and Career Prospects

5.1 Discussions and conclusion

I had various chances throughout my internship to gain important experience that would help me improve in my web application development profession. I am capable of carrying out a wide range of web development tasks, and I have had the chance to work on a number of projects, which has aided in my independence.

This internship will undoubtedly help me further my career in the software business. This internship has taught me so much. The most significant issue was project management and deadline management. Knowledge of diverse Web and Android Application technology will enable me to obtain a better job than others. A web designer is a graphic artist who creates and designs web-based items.

Website designers may channel their creative energies and create the general layout and style of websites. A web developer is someone who creates apps and features for the Internet.

How do you build your skills as a web designer and developer?

Visual Design It would seem obvious that a web designer must have design knowledge, but visual design is different from what you might imagine because it focuses on digital products.

UX Here come the funny acronyms! User experience, or how users feel, is referred to as UX (calm, frustrated, etc.)

CAD software You require the appropriate equipment to do your task, just like any craftsman. It will be advantageous in every situation and crucial in many to be familiar with industry standards. Although creating a website may be done in a web browser, nearly all designers use programs like Adobe Photoshop, Illustrator, and Sketch for essential tasks like creating mockups, creating assets (such logos and images), and of course creating websites.

You may not have expected a web designer to need to know how to code. However, it is currently a required talent for the majority of design positions. HTML is an abbreviation for Hypertext Markup Language, which is the coding language used to organize and place material on a web page.

Then there's CSS, or Cascading Style Sheets, HTML's sidekick. CSS code instructs browsers on how to format and style HTML for a web page. In other words, it is responsible for the overall appearance of the text and

other material. CSS allows you to modify the colors, fonts, and add a beautiful backdrop, among other things. You may not have expected a web designer to need to know how to code.

However, it is currently a required talent for the majority of design positions. HTML is an abbreviation for Hypertext Markup Language, which is the coding language used to organize and place material on a web page.

Then there's CSS, or Cascading Style Sheets, HTML's sidekick. CSS code instructs browsers on how to format and style HTML for a web page. In other words, it is responsible for the overall appearance of the text and other material. CSS allows you to modify the colors, fonts, and add a beautiful backdrop, among other things.

Administration of Time You must manage your time well if you want to become a great web designer, whether you want to learn web design to work for a company or as a freelancer.

Communication is essential. Staying in contact and communicating well are equally essential qualities for a designer. Building websites for a living requires excellent communication skills. You'll need to keep clients informed of the status of their projects, as well as propose ideas and explain your work.

Client / Business Management Understanding is also important as an employee or freelancer.

5.2 Potential for a Future Career

Finding a suitable job is difficult for me since I lack real-world experience. However, a good internship will assist me in advancing my career. This is an excellent opportunity for me to demonstrate my abilities and

gaining confidence? I'm hoping that my internship will assist me in building a successful career in the future. Additionally, .NET is a cheap web development tool that is favored by many businesses. .Net is a good place to start, even for a novice. Read if you want to become a developer. Focus on logic because .NET is just a technology, like any other language.

5.3 Challenges

This new generation of software-enabled services and products must be packaged and value-added. The new value equation is built on product/service connection, data analysis, and intelligence from 30 sources. To adapt to a developing strong market, software programs should also take into consideration new product equations. Product packaging and pricing must evolve quickly.

When attempting to meet the software development requirements of its clients, each organization encounters unique problems. Whether it is planning methods to clear early software development needs or the product delivery phase, software developers face a number of challenges if they are unable to produce appropriate software to meet the client's requirements. In most cases, a lack of communication is the root cause of a person's troubles and challenges.

This new generation of software-enabled services and products must be packaged and value-added. The new value equation is built on product/service connection, data analysis, and the face of a software development firm, whether from the client's or developer's end.

However, I will always be grateful to "PIISTECH Ltd," the bespoke software development firm to whom I delegate my job. They set up technical sessions with their engineers so that they can create my program precisely how I want it.

Appendix A: Internship Analysis

Internships are essentially one of two options for BSC requirements. Task labor is an additional alternative.

Instead of working on a project, I opted for an internship since I wanted to virtually learn about the real job market and employment culture in our

country. In addition, I think this is a great chance to develop your professional skills.

I choose "PIISTECH Ltd" as an inner because of their market price and reputé. Our enthusiasm was shared by their suppliers. As an intern at PIISTECH Limited, my role is to create a consultant online portfolio that exhibits material and information that may be shown to a prospective employer. The internet allows us to overcome geographical limitations and explore many more options for professional work.

The purpose of the website is to present Online Style for the web portfolio assignment. Nonetheless, I believe the ultimate aim is to be able to adapt these portfolios to the real world and be prepared to demonstrate understanding and talents related to online growth. This project's target audience is often those who have been introduced to Internet development, including both instructors and students. A secondary viewer would be any really interested employee to whom I may show my Function.

I guess the teamwork and how effectively everyone worked together will be among the most memorable aspects of this experience for me. Everyone in this room does their duties to the best of their abilities. Even though I was only a temporary part of the group, I'm grateful for the chance I got to work with everyone. There is no doubt that I will get in touch with our colleagues at PIISTECH Ltd in the future if I require a website or any other type of marketing services since they are the best in the business.

Appendix B: Company Information

PISTECH Limited "is typically physically close to plus. The team has a great deal of experience in both development and offering clients services while making every effort. Remedy was established in November 2015, but it started its mission to change sales and marketing using artificial intelligence in 2019. Thanks to the combined expertise of our own team, "PIISTECH Ltd" has developed into an industry leader. PISTECH Limited "is a group of serial business owners that are dedicated to making artificial intelligence more accessible to the general public.

"PIISTECH Ltd" was established to increase outbound product sales and marketing. through the use of artificial intelligence to the sales process. With less labor, "PIISTECH Ltd" promotes faster profit growth. This technology can only be obtained by completing three difficult challenges. First, by accurately predicting the precise match between buyers and sellers, it reduces the cost of selling. Second, it gathers amazing data that helps forecasts for each and every customer. The company "PIISTECH Ltd" also provides prediction leads for axis, which is a kind of marketing tool. The best instrument for employing predictive analytics to significantly improve the results of marketing and sales is CMT.

REFERENCES

[1] Get idea about "PIISTECH Ltd", Available at:

<https://www.piistech.com/>[Last accessed: 7.12.2022]

[2] Get idea about <https://mediusware.com/>

Document_Mohuna

ORIGINALITY REPORT

21 %
SIMILARITY INDEX

20 %
INTERNET SOURCES

1 %
PUBLICATIONS

12 %
STUDENT PAPERS

PRIMARY SOURCES

1 dspace.daffodilvarsity.edu.bd:8080 10 %
Internet Source

2 Submitted to Daffodil International University 6 %
Student Paper

3 Submitted to Kingston University 1 %
Student Paper

4 Submitted to Strayer University 1 %
Student Paper

5 archive.org 1 %
Internet Source

6 www.piistech.com 1 %
Internet Source

7 Submitted to Swinburne University of Technology 1 %
Student Paper

8 Submitted to The Chartered Insurance Institute <1 %
Student Paper

9 Submitted to Oklahoma State University

<1 %

10 entouragenightclub.co.uk
Internet Source

<1 %

11 epubs.surrey.ac.uk
Internet Source

<1 %

Exclude quotes Off

Exclude matches Off

Exclude bibliography On