

Internship on UI/UX design

By

Md. Maruf Bin Islam

ID: 201-15-14037

The requirements for the Bachelor of Science in Computer Science and Engineering are partially satisfied by this report.

Supervised By

Dewan Mamun Raza

Lecturer (Senior Scale)

Department of Computer Science & Engineering
Daffodil International University

Co-Supervised By

Nahid Hasan

Lecturer

Department of Computer Science & Engineering
Daffodil International University



**DAFFODIL INTERNATIONAL
UNIVERSITYDHAKA, BANGLADESH
JANUARY 2023**

APPROVAL

This Project/internship titled “**Internship on UI/UX design**”, submitted by **Md. Maruf Bin Islam**, ID No: 201-15-14037 to the Department of Computer Science and Engineering, Daffodil International University has been accepted as satisfactory for the partial fulfillment of the requirements for the degree of B.Sc. in Computer Science and Engineering and approved as to its style and contents. The presentation has been held on January 19, 2023.

BOARD OF EXAMINERS



Dr. Touhid Bhuiyan

Professor and Head

Department of Computer Science and Engineering
Faculty of Science & Information Technology
Daffodil International University

Chairman



Md. Sadekur Rahman

Assistant Professor

Department of Computer Science and Engineering
Faculty of Science & Information Technology
Daffodil International University

Internal Examiner



Fahad Faisal

Assistant Professor

Department of Computer Science and Engineering
Faculty of Science & Information Technology
Daffodil International University

Internal Examiner



Dr. Mohammad Shorif Uddin

Professor

Department of Computer Science and Engineering
Jahangirnagar University

External Examiner

DECLARATION

I hereby certify that I worked on this research under the direction of **Mr. Dewan Mamun Raza, (Senior Scale Lecturer)** in the CSE Department of Daffodil International University. I further certify that no portion of this assignment, including the entire project, has been submitted to another institution for a degree or diploma.

Supervised by:



**Dewan Mamun Raza Lecturer
(Senior Scale)**

Department of Computer Science and Engineering
Daffodil International University


Co-Supervised by:



**Mr. Nahid Hasan
Lecturer**

Department of Computer Science and Engineering
Daffodil International University

Submitted by:



Md. Maruf Bin Islam

ID: 201-15-14037

Department of Computer Science and Engineering
Daffodil International University

ACKNOWLEDGEMENT

I want to begin by sincerely praising God. With his assistance, I will successfully complete the internship.

I sincerely appreciate you, **Dewan Mamun Raza, (Senior Scale Lecturer)** CSE Department, Daffodil International University, Dhaka Because of his broad experience and keen interest in the subject of “Ui/Ux Design For website ”my supervisor decided to complete this internship. I was able to complete this task with his constant guidance, constructive criticism, helpful teaching, and reading many mediocre copies and correcting them at every level. For their generous support in seeing that my internship was finished, I would like to express my heartfelt gratitude to Professor **Dr. Touhid Bhuiyan, Head of the CSE Department**, as well as the other academic members and staff members of the CSE department at Daffodil International University.

I want to express my gratitude to all of my Daffodil International University students who took part in this conversation while still in class.

ABSTRACT

This Internship report is for completion of my B.Sc. at Daffodil International University Bangladesh in computer science, aimed to improve and use the acquired knowledge during my studies. The internship could be done abroad, so I thought it was a really good opportunity to improve my English, know new cultures and new people. For this I had an internship over “UI/UX Design Engineering” at a Website Design & Development company named Zoom it. This company does all kinds of work related to web design and web development and also deals with digital marketing. Here I got the opportunity to work on web design where I got to work on many of their projects. Users can easily create/manage clusters in the cloud for this task where each website creation is first presented in a beautiful design. I was focused on user-centered design. In this internship report I basically tried to show. How I handled those issues and how efficient I was there during the intercept. Moreover I tried to present more about whether my internship was successful.

TABLE OF CONTENTS

CONTENTS	PAGE
Approval	i
Board of examiners	i
Declaration	ii
Acknowledgement	iii
Abstract	iv
CHAPTER 1: INTRODUCTION	1-3
1.1 Introduction	1
1.2 Motivation	2
1.3 Internship Object	2
1.4 About the Company	3
CHAPTER 2: ORGANISATION	4-6
2.1 Introduction	4
2.2 Product and Market Situation	5
2.3 Target Group and Audience	5
2.4 Organization Structure	6

CHAPTER 3: TASKS PROJECTS AND ACTIVATES	7-30
3.1 Daily Task and Activities	7
3.2 Event and Activities	26
3.3 Projects Task and Activities	29
3.4 Challenges	30
CHAPTER 4: COMPETENCIES AND SMART PLAN	31-31
4.1 Competencies Earned	31
4.2 Smart Plan	31
4.3 Reflections	31
CHAPTER 5: CONCLUSION AND FUTURE SCOPE	32-32
5.1 Discussion Conclusion	32
5.2 Future Work	32
REFRENCE	33

LIST OF FIGURES

FIGURES	PAGE NO
Figure: 3.1 Home Page	8
Figure: 3.2 Login Page	9
Figure: 3.3 Contacts-Us Page	10
Figure: 3.4 Abouts-Us Page	11
Figure: 3.5 iPhone Repair Service	12
Figure: 3.6 iPhone 13 Pro Max Repair	13
Figure: 3.7 Battery Replacement	14
Figure: 3.8 iMac Repair Service	15
Figure: 3.9 New Apple iMac 24 inch 2021	16
Figure: 4.0 Features Category Page	17
Figure: 4.1 iFix Shop Landing Page	18
Figure: 4.2 E-Commerce Login Page	19
Figure: 4.3 Dashboard Page	20
Figure: 4.4 Widgets Page	21
Figure: 4.5 Calendar Page	22
Figure: 4.6 Profile Page	23
Figure: 4.7 Cards Page	24
Figure: 4.8 Thailand Visa application Center Landing Page	25
Figure: 4.9 Tourist Visa Part 1 Page	26
Figure: 5.0 Tourist Visa Part 2 Page	27
Figure: 5.1 Contact-Us Page	28

CHAPTER 1

INTRODUCTION

1.1 Introduction

As we become more dependent on machines and software in our daily lives, usability and accessibility become really important issues. That's where UX and UI come into play. UX stands for "user experience," and UI stands for "user interface." UX/UI web and app development, ui design and ux design are the building blocks for creating easy-to-use and UX-worthy products. It's not just limited to apps and web development, though computers, appliances, and other electronic devices require UI and UX design. We see the terms UX and UI overlap in technology or digital industry work.

There are 7 key factors of UX Design:

- Useful
- Accessible
- Desirable
- Credible
- Valuable
- Useable
- Findable

Usefulness is the first component of the user experience. Anyone only wants to advertise a product if it serves the needs of its intended consumers and is beneficial. In a market crowded with products that have a purpose and are valuable, a product without a purpose is unlikely to be able to compete for customers' attention. Without a critical component, a product or service may not succeed on the market.

1.2 Motivation

When I learned about the internship topic, I talked to the supervisor, sir, about what I would do for an internship, and he told me to select the topic according to my skills. I am interested in working with Ui/Ux. Then, sir, help me with various links and information related to this topic. So that I can get more idea about this. From there, I started working on this design. As a result, I got an opportunity to work at the Zoom IT company, where I worked on the design of websites and various apps.

1.3 Internship Objectives

Internships connect a person or users to a better experience. I benefited a lot from the internship by connecting with real users and helping them with what they wanted. It is very important for a student's future career. Through this internship it made me learn a lot to be a product designer and create user designs. I got ideas on several topics like: Visual Design, User Interface User Center Design, User Experience Design etc. I learned to find problems out there and provide solutions with updated troubleshooting techniques for any platform.

1.4 About the Company

A web design and software development service company based in IT is called Zoom IT. Three key service categories are provided by ZOOM IT.

The first is web design and development, which involves creating a lovely and elegant web layout, converting it to a WordPress theme as needed by the client or to PHP, maintaining the website, adding Facebook Messenger, using an e-commerce solution, using a CMS solution, web hosting, and email hosting. The second is the creation of software that is tailored to the needs of the customer. Almost every kind of web-based software is created by us. SEO is the third. You want to use web-based marketing to spread the word about your product or website. To rank on Google's first page, there are two sorts of marketing: paid SEO and organic SEO. [14]

Dhaka Office Location

Suit 347, Concept Tower, 68-69, Green Rd, Dhaka-1209

+880 1711 432 284 +880 1723 890 031

Email: info@thezoomit.com

CHAPTER 2

ORGANIZATION

2.1 Introduction

In 2019, I began my UX/UI journey. I have spent the last two years researching UX and UI. Mobile apps, web apps, websites, user-centered design, design thinking, usability, creating user flow, etc., and associated tools are some of my favorite learning technologies. The aspect of design thinking that I found to be the most challenging will become much more approachable to me over the course of a few days. Typography and color theory in UI components initially confused me as a beginner, but after practicing with them for a few days, I now understand how to apply them. During my six to seven-hour workday internship, I developed and learned. I can now design any website or mobile app, from the UI to the UX Design Project. [5]

I once sent them an email letting them know about an internship opportunity at Zoom It. Within a few days, they responded to my email and offered me a job, taking into account my qualifications. The fact that this company creates a variety of product designs, including top-notch apps and websites, was what drew me to them in the first place. They all had extremely intriguing items to say. I quickly joined their company and am thrilled to be a part of it. I've done everything I can to assist them. I've worked on a lot of different projects, which has greatly expanded my experience. At the conclusion of each design, I received insightful comments from the client and made an effort to address their issues, which really benefited my company. I took considerable care in completing their tasks and addressing their issues. I enjoy inventing new things and using design to address issues. I have a voracious appetite for knowledge and aspire to be a top-tier UI/UX designer. [5]

2.2 Product and Market Situations

Research-driven

Before creating, UX designers must assess user demands and behavior. However, an analysis of consumer behavior, tastes, and purchase trends served as the foundation for the marketing strategy. Each discipline can equally focus on its own resource. Therefore, without conducting research first, marketing specialists and UI/UX designers couldn't successfully perform their duties. We would have used surveys, user personas, interviews, ethnographic research, focus groups, and many other research techniques as marketers, but a UI/UX designer uses them instead. [5]

Psychology

Both marketing and user experience design think it's possible to make products that customers or users will desire to use. Design psychology combines elements of cognitive psychology, social psychology, neuroscience, and human-computer interaction. Making items appealing to consumers is the aim of marketing in order to pique their interest in spending money to buy them. The purpose of UX design is to make items that customers find appealing so they can have a better experience. In every subject, psychology makes a significant contribution. A deep grasp of psychology attracts consumers by offering value, whether it be social, economic, or otherwise, and by employing some essential components, such as font, colors, and imagination to trigger prompt emotional responses. Unlike marketing professionals like you who utilize it to construct product marketing strategies, a UX designer applies scientific discipline to make a good product for a consumer or user. [5]

2.3 Target Group and Audience

One of the first things we need to do in every business is identify the target audience. Many people believe that their target market consists of people who are eager to learn more about their product or service. But it's incorrect. Instead, we need to focus on a select group of

individuals who are both willing and able to purchase a good or use a service. A customer is not in our target market if they reside in an area where we are not required to send goods or if they have no interest in purchasing goods from us or using our services. Consider a scenario in which you need to buy a car and the salesperson approaches you without ever asking you a single question. He assumes that because you are a woman, this car will suit you better; however, in reality, you are a mom of two and need a large family vehicle, so the salesperson loses the sale. In order to ask questions and simultaneously construct surveys about live broadcasts, we should evaluate, engage with our audience, and speak with our customers. All of these items will assist us in engaging our audience directly. We'll quickly determine our group's audience after the survey. Basically, a designer comes up with concepts based on the industry, income level, age, number of children, education level, etc. of the target audience.

2.4 Organization Structure

Coordination, allocation, and monitoring functions of the organizational structure are focused on the primary accomplishment of organizational goals. In order to get a competitive advantage, an organization's structure must be creative, strong, knowledgeable about managing various levels of responsibilities, efficient, caring, have excellent quality, and do much more. In a corporation, the organizational structure should be maintained in such a way that services and data flow step by step with an integrated process.

CHAPTER 3

DAILY ACTIVITIES AND PROJECTS

3.1 Daily Activities and Tasks

I began my career at Zoom It Company as a UI designer. I was a part of a fantastic and helpful team. Paperwork, battle frames, target user research, color theory, product analysis, user flexibility, etc. were all part of the extensive workload. The following are some of my completed projects, including web design, dashboard design, and prototypes: [14]

- **Projects List**
 1. iCare Apple
 2. iFix Shop
 3. E-commerce Dashboard
 4. Thailand visa application center

3.1.1 iCare Apple:

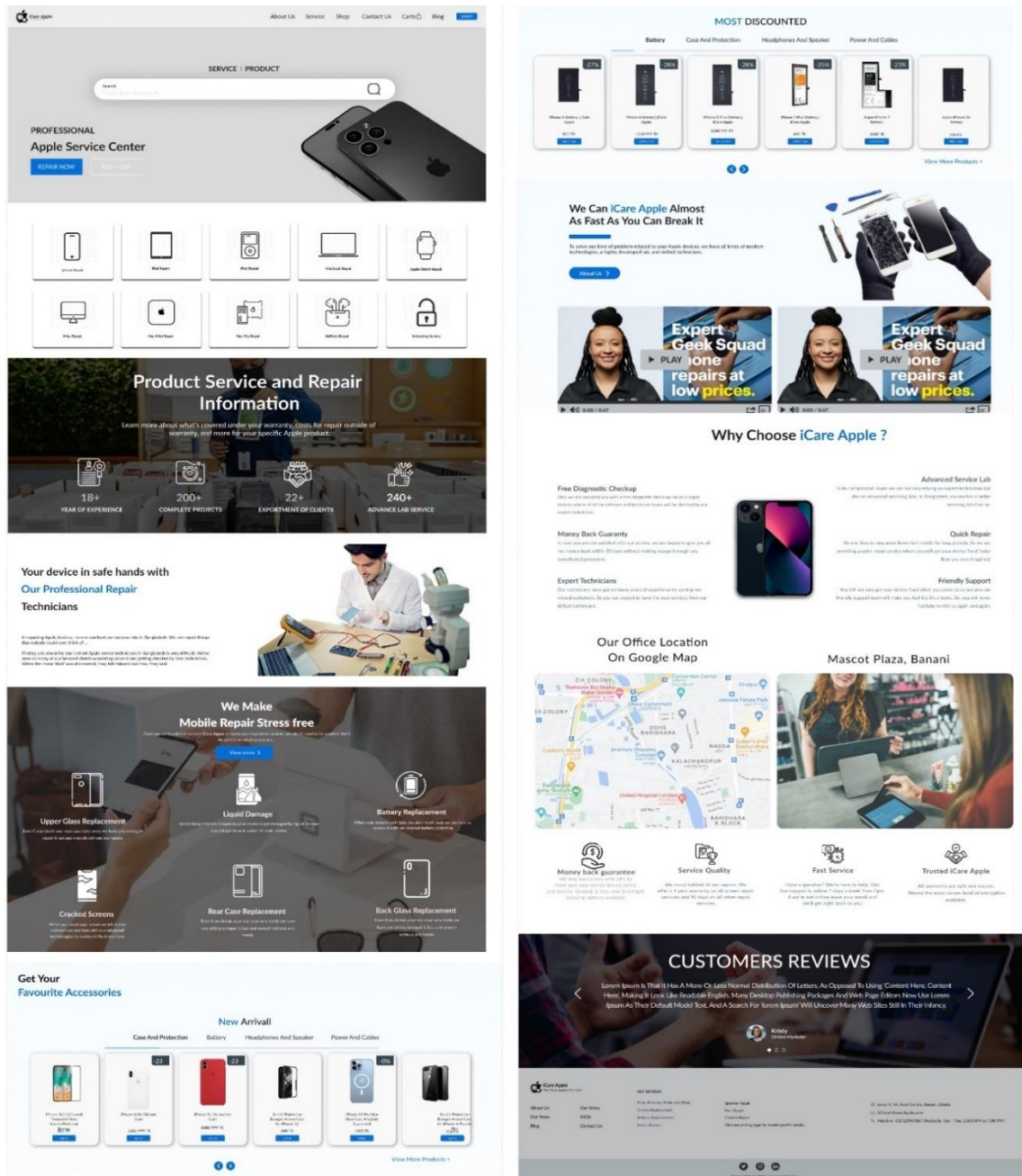


Figure: 3.1 Home Page

It was a website that serviced and sold various Apple mobile gadgets. In addition, he can quickly view and purchase every component of the old product, and if he needs any service, he can also find a solution through this website. [1]

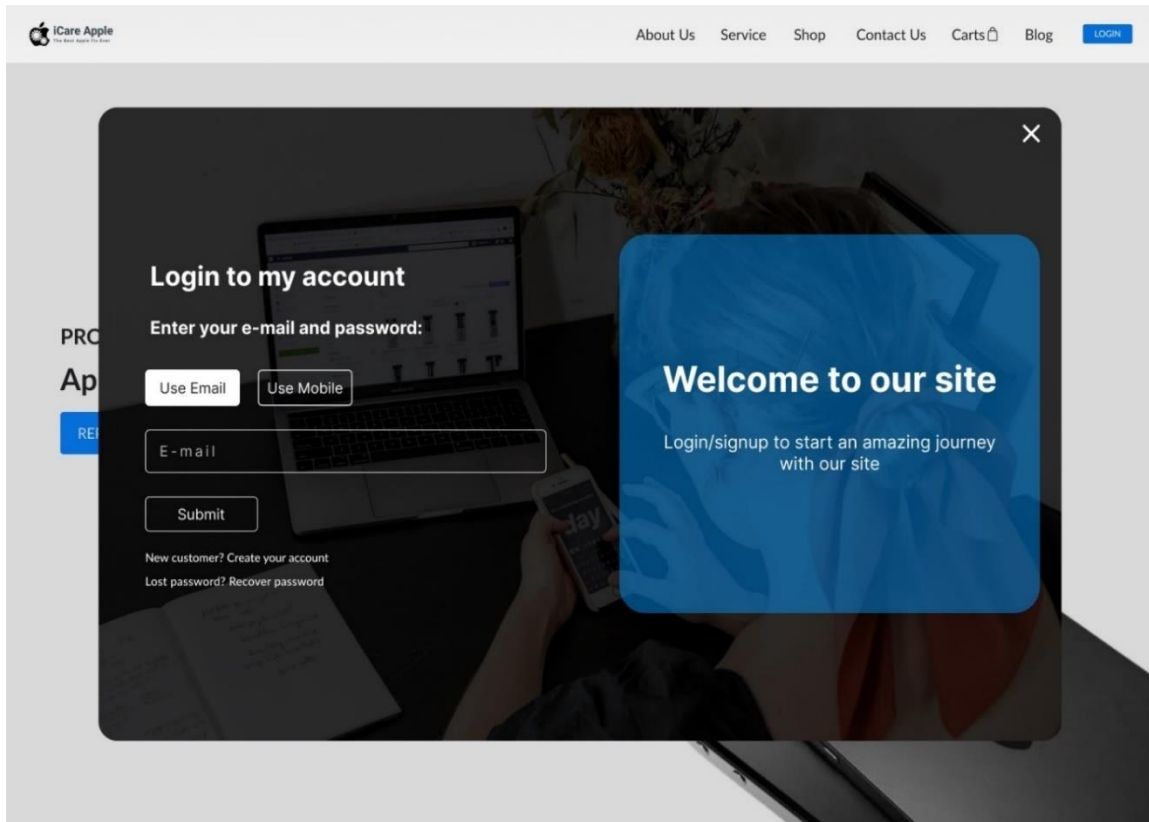
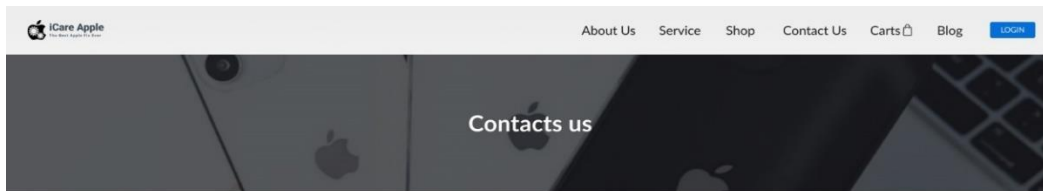


Figure: 3.2 Login Page

This page is the website's login page, where users can log in using their email address and mobile number to access their personal accounts. Additionally, you may accomplish everything here, from creating a user account to forgetting your password and restoring it.

[1]



Contacts us

HAVE ANY QUESTIONS?

Contact icare Apple Cell Phone Repair for assistance with customer service, maintenance plans, business inquiries, and franchise opportunities.

ENQUIRE NOW!

Name *

Email *

Subject *

Message *

[Submit](#)

GET IN TOUCH

☎ 013774747626
🌐 iCare Apple.com

[Complain/suggestion](#)

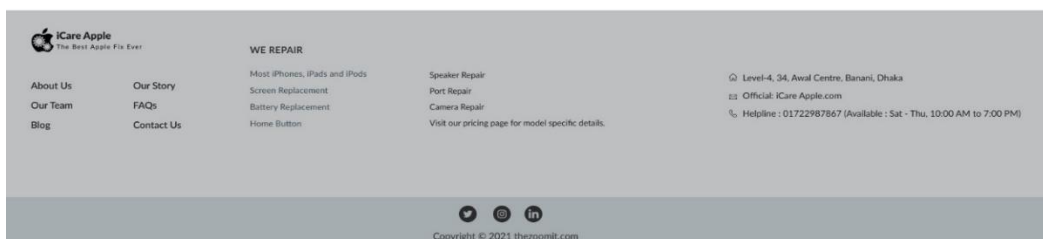


Figure: 3.3 Contacts-Us Page

In figure 3.3, This is the company's contact page, where every way to get in touch with them is described in detail. All of their store locations, contact phone numbers, email addresses, and other information are provided here. [1]

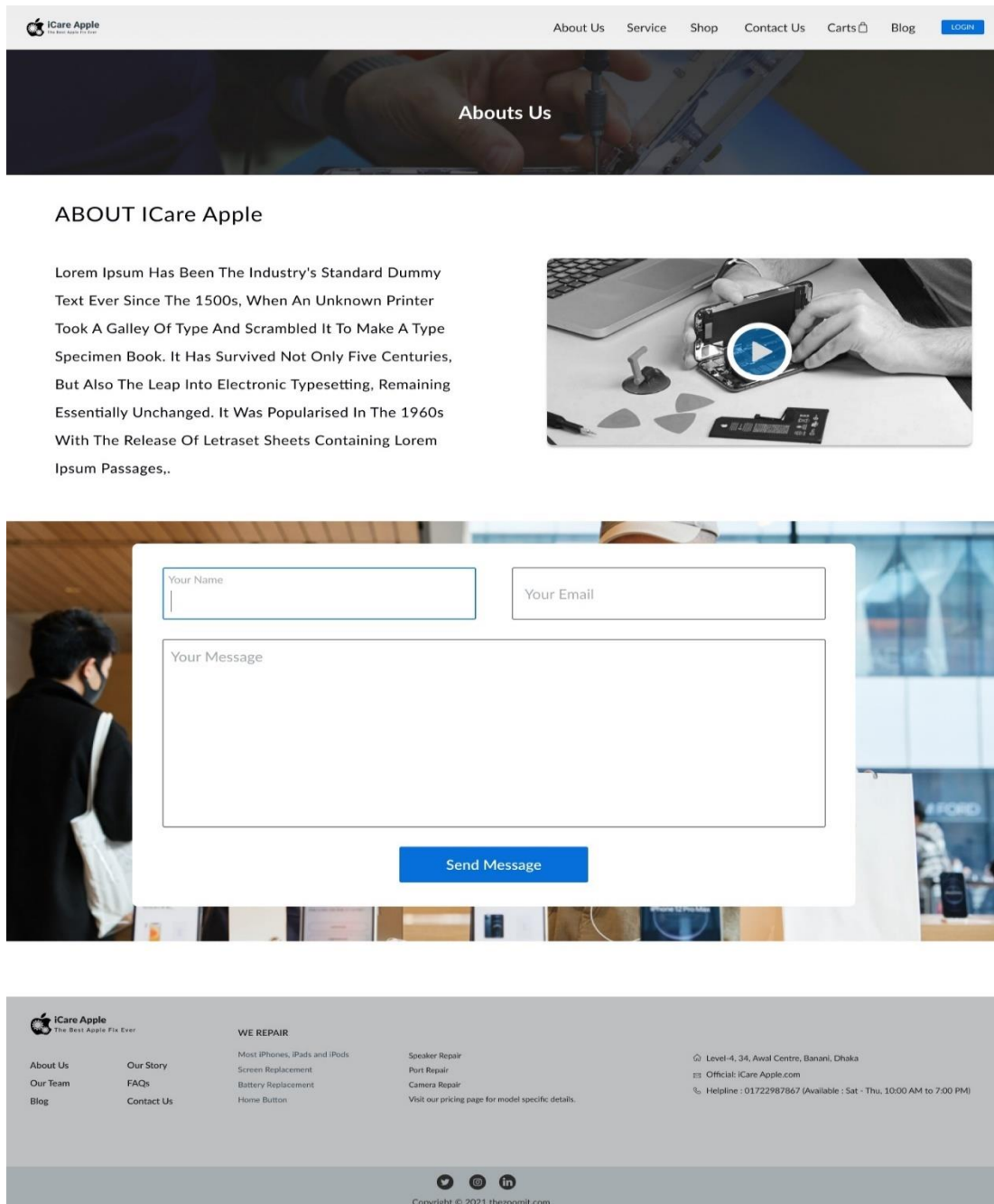


Figure: 3.4 Abouts-Us Page

In figure 3.4, The activities of the company are thoroughly explained on this page regarding who we are. Through this page, a user will learn more about their job. Additionally, a user will be able to provide the business with vital feedback by using this form. [1]

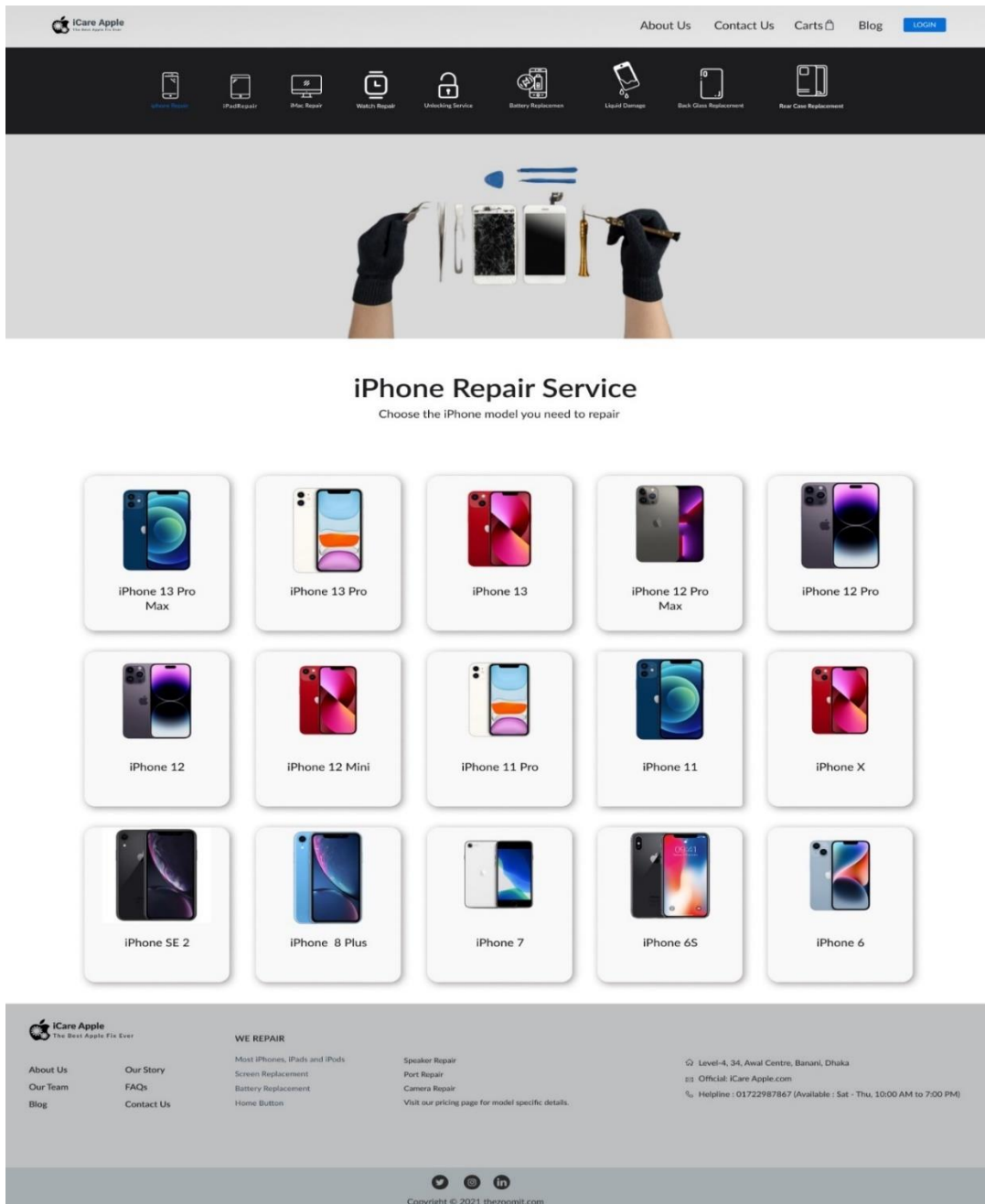


Figure: 3.5 iPhone Repair Service

In figure 3.5, The customer can choose the model needed for servicing from this page so they can get the desired service. This page is the user's preferred product model for iPhone service and is properly arranged. [1]

iCare Apple
The Best Apple Fix Ever

About Us Service Shop Contact Us Carts Blog LOGIN

Home > product > iPhone Repair > iPhone 13 pro max

iPhone 13 Pro Max Repair

- iPhone 13 Pro Max Released 2021, September 24
- Li-Ion 4352 mAh, non-removable (16.75 Wh)
- Fast charging 27W, 50% in 30 min (advertised) USB Power Delivery 2.0 MagSafe wireless charging 15W Qi magnetic fast wireless charging 7.5W
- Li-Ion
- Apple A15 Bionic

iPhone 13 Repair completed by experienced iCare Apple technicians. From broken screens to water damage, battery replacement and more.

< Back

iPhone 13 Pro Max
iPhone 13 Pro
iPhone 13 Pro
iPhone 13
iPhone 12 Pro Max
iPhone 12 Pro
iPhone 12
iPhone 11 Pro
iPhone 11
iPhone 11 Mini
iPhone X
iPhone SE 2
iPhone SE
iPhone 4

 Back Repair TK 4,000 More Info	 Battery Repair TK 8,000 More Info	 Camera Repair TK 11,000 More Info	 Water Damage TK 7,999 More Info
 Charging Repair TK 6,999 More Info	 Screen Repair TK 8,000 More Info	 Speaker Repair TK 1,000 More Info	 Mic Repair TK 999 More Info
 Charging Repair TK 6,999 More Info	 Screen Repair TK 8,000 More Info	 Speaker Repair TK 1,000 More Info	 Mic Repair TK 999 More Info

iCare Apple
The Best Apple Fix Ever

WE REPAIR

Most iPhones, iPads and iPods
Screen Replacement
Battery Replacement
Home Button

Speaker Repair
Port Repair
Camera Repair
Visit our pricing page for model specific details.

Level-4, 34, Awal Centre, Banani, Dhaka
Official iCare Apple.com
Helpline : 01722987867 (Available : Sat - Thu, 10:00 AM to 7:00 PM)

About Us Our Story Our Team FAQs Contact Us Blog

Copyright © 2021 thezoomit.com

Figure: 3.6 iPhone 13 Pro Max Repair

In this figure 3.6, the user can see This page displays information on the user's chosen model as well as a demonstration of all its features. so that the consumer can quickly and easily pinpoint his problem. [1]

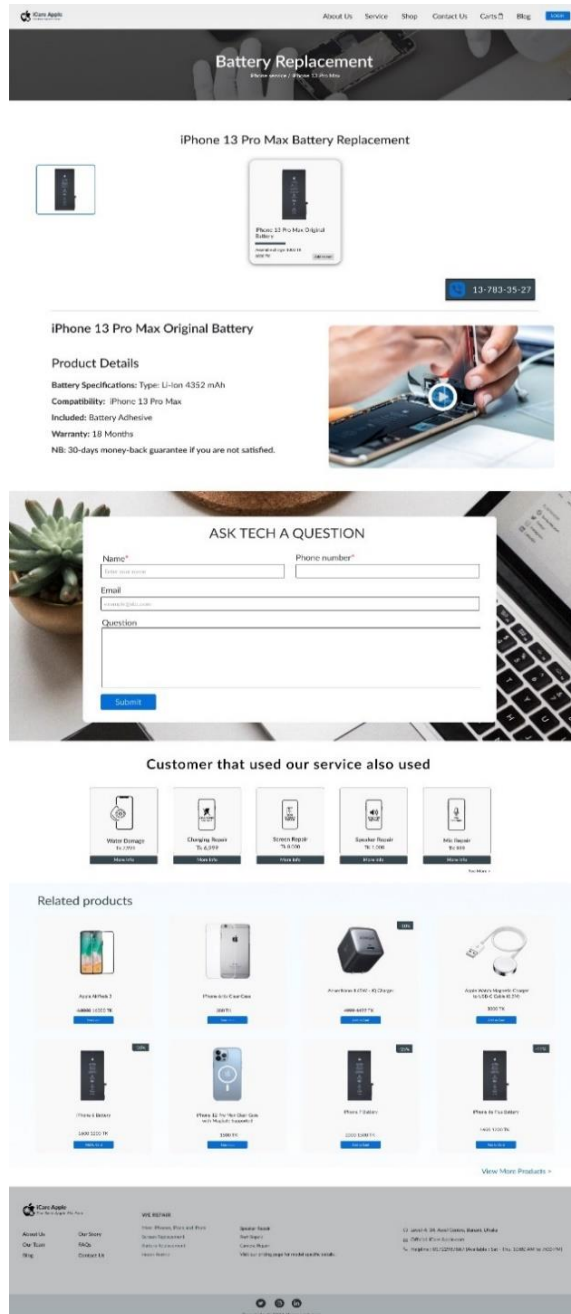


Figure: 3.7 Battery Replacement

In this figure 3.7, The price of the faulty component for the user's product is listed on this page. Additionally, a form is developed for the user's insightful remarks and a thorough description of that product is displayed along with how much it will cost to correct it. [1]

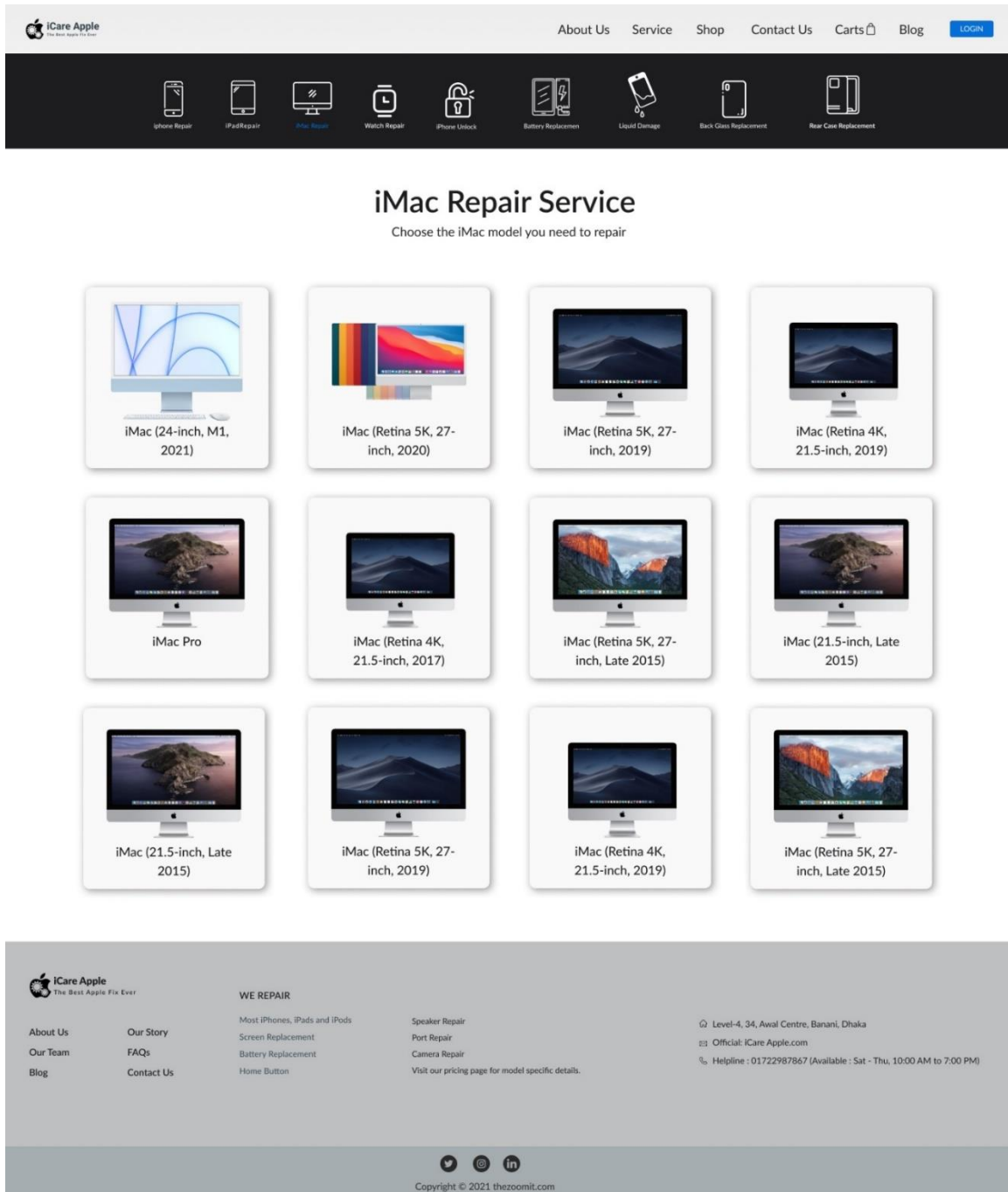


Figure: 3.8 iMac Repair Service

In figure 3.8, Here on website, the desired iMac products for iMac Repair Servicing are carefully displayed to allow the user to choose the ideal product and receive the required service from here. [1]

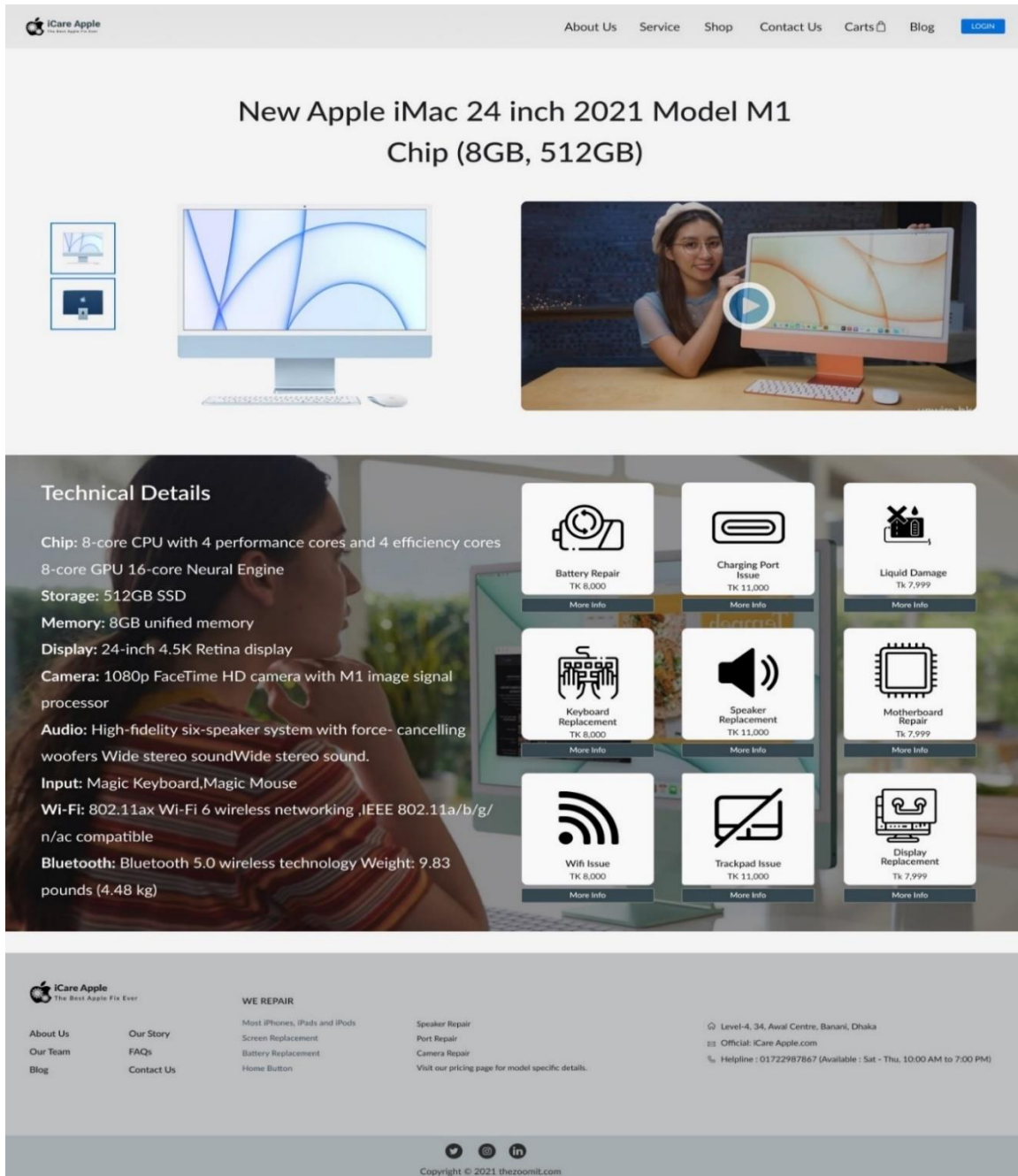


Figure: 3.9 New Apple iMac 24 inch 2021

In this figure 3.9, the user can see This page displays information on the user's chosen model as well as a demonstration of all its features. so that the consumer can quickly and easily pinpoint his problem. [1]

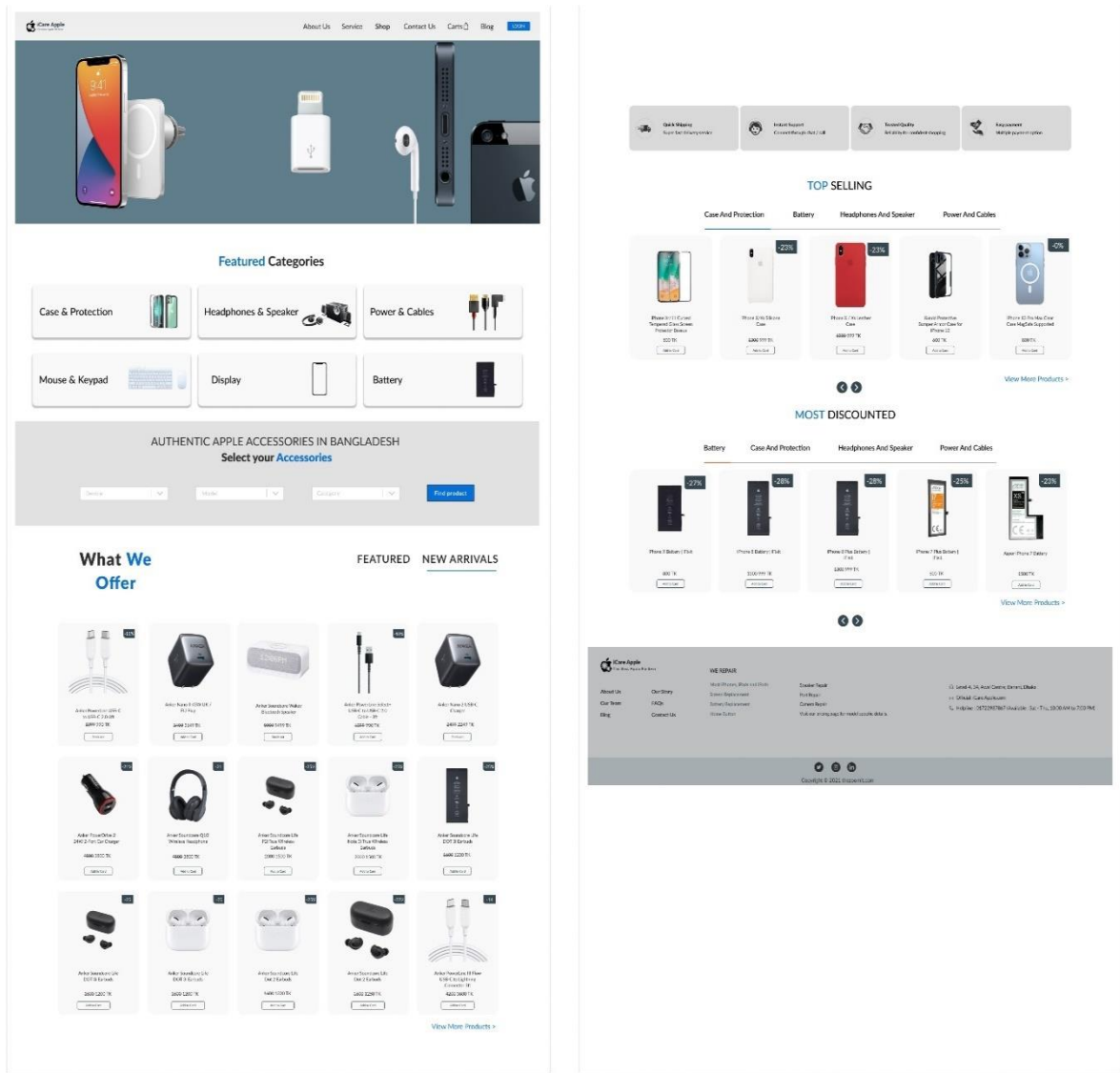


Figure: 4.0 Features Category Page

In this figure 4.0, This is the features category page of this website, which includes items from several categories. A user has the option to view his entire profile. It is displayed using a lovely user interface. The user has the option to purchase the product of his choosing and can also learn how to utilize it properly. [1]

3.1.2 iFix Shop:

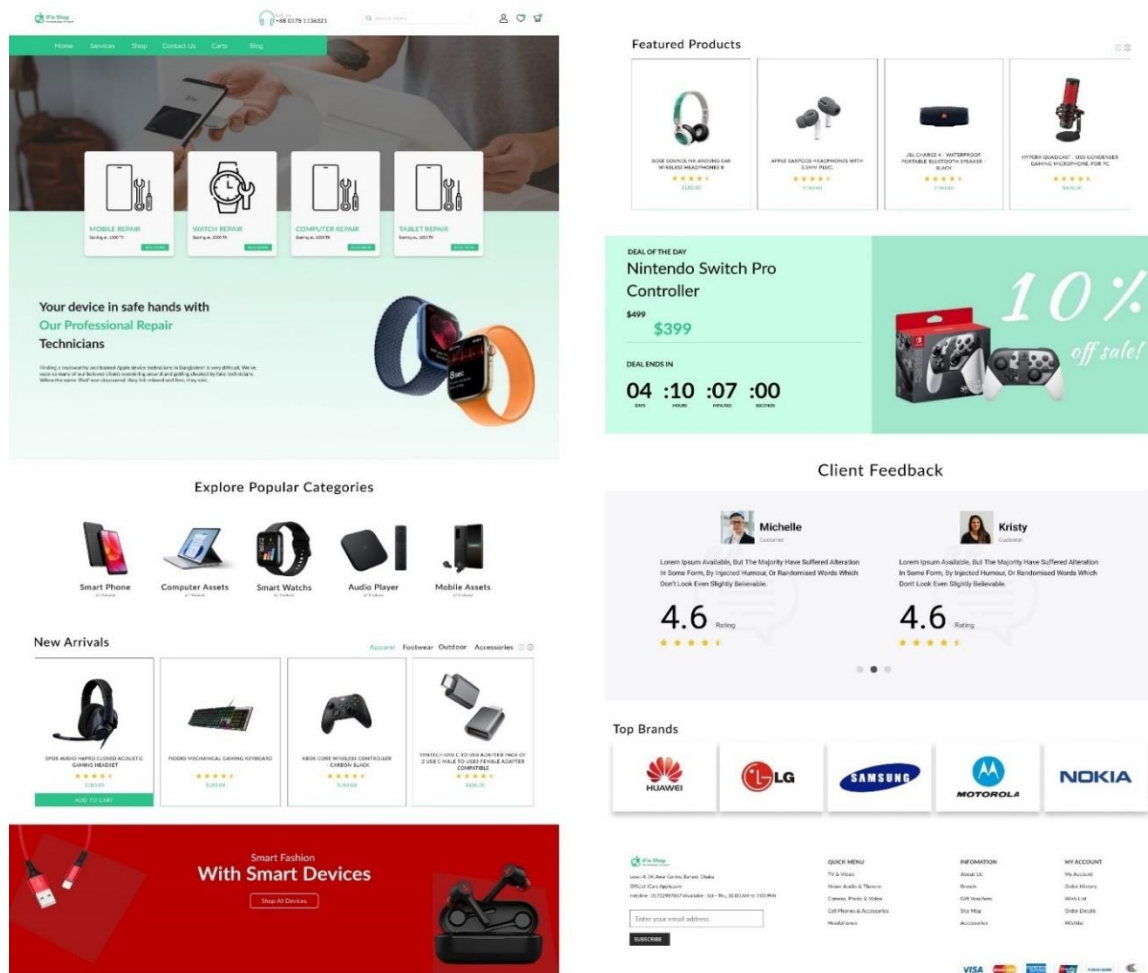


Figure: 4.1 iFix Shop Landing Page

In figure 4.1, All mobile-related electronic gadgets are sold on this website, which is an online store for mobile products. Through the internet, a user can purchase the electronics devices they want. There are numerous product brands present. One can cite Huawei, LG, Samsung, Nokia, Motorola, etc. as examples. This website's gorgeous user interface is primarily developed for the customer's convenience so that they can buy their valuable product from here. [2]

3.1.3 E-commerce Dashboard

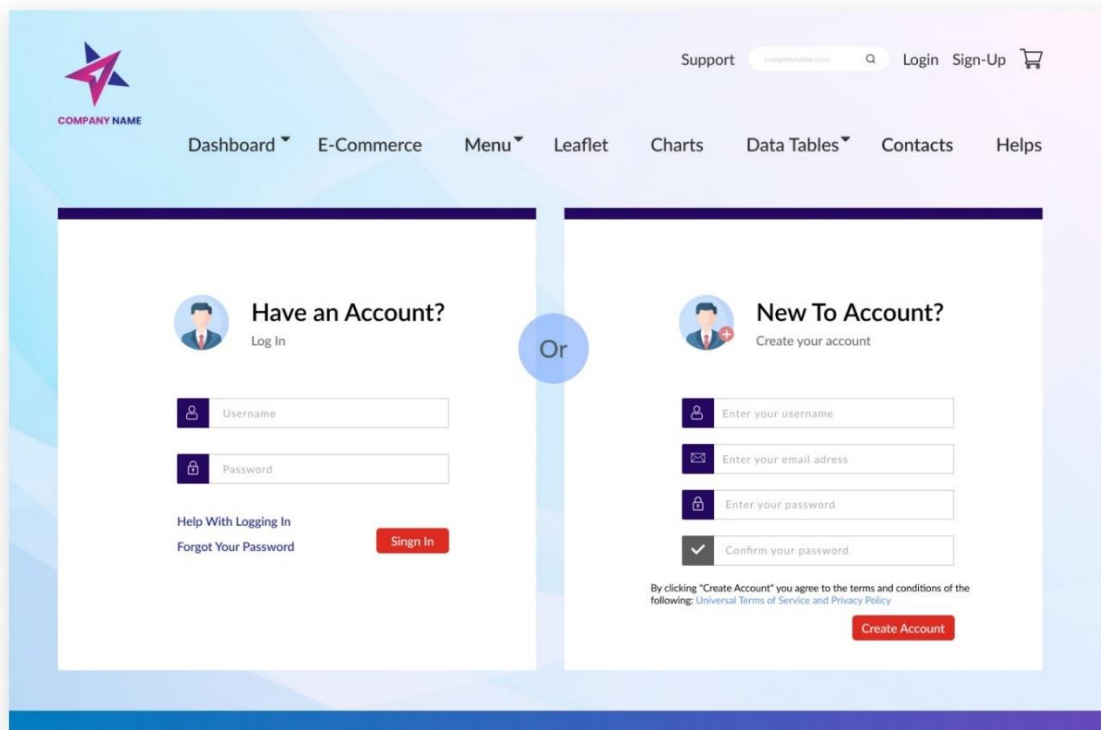


Figure: 4.2 E-Commerce Login Page

In figure 4.2, This is the dashboard login page, where a user can create a new account and log in to the dashboard using that account to finish the process and access various data. This information consists of the user's email address and password, which allow access to the dashboard. [3]

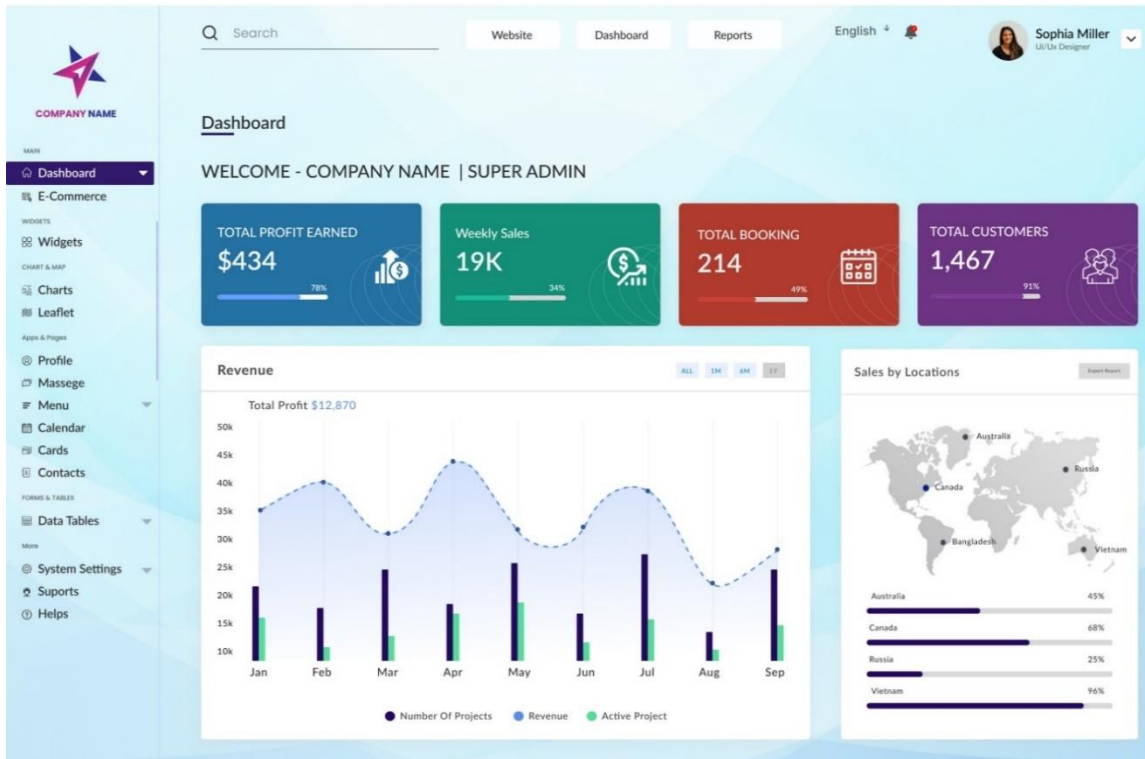


Figure: 4.3 Dashboard Page

In figure 4.3, The dashboard UI design is shown here. This dashboard features a stunning design that displays a company's earnings, weekly sales, advance reservations, and overall customer base. They have a wonderful depiction of the locations in each of their nations. [3]

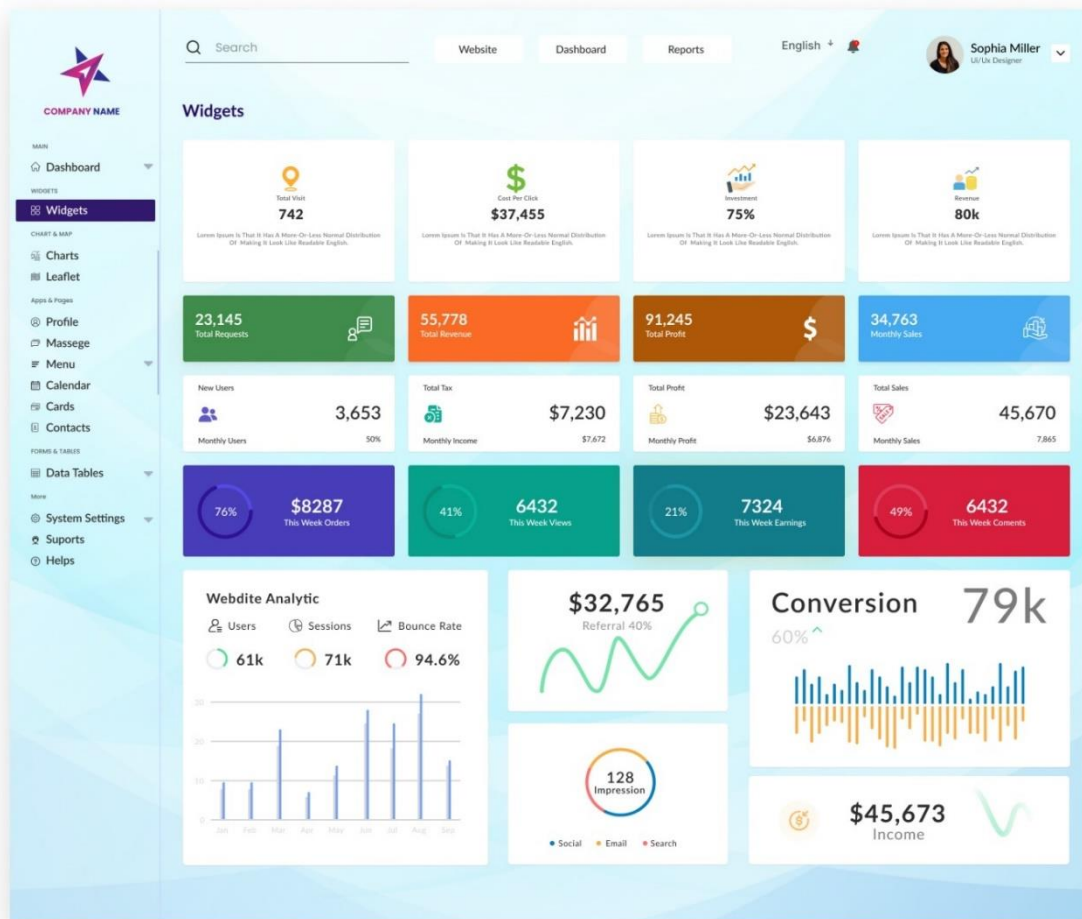


Figure: 4.4 Widgets Page

In this figure 4.4, The widgets page User experience is complete on this page. It is necessary for administrative design Here are some designs in various forms that can be used depending on what the user wants. [3]

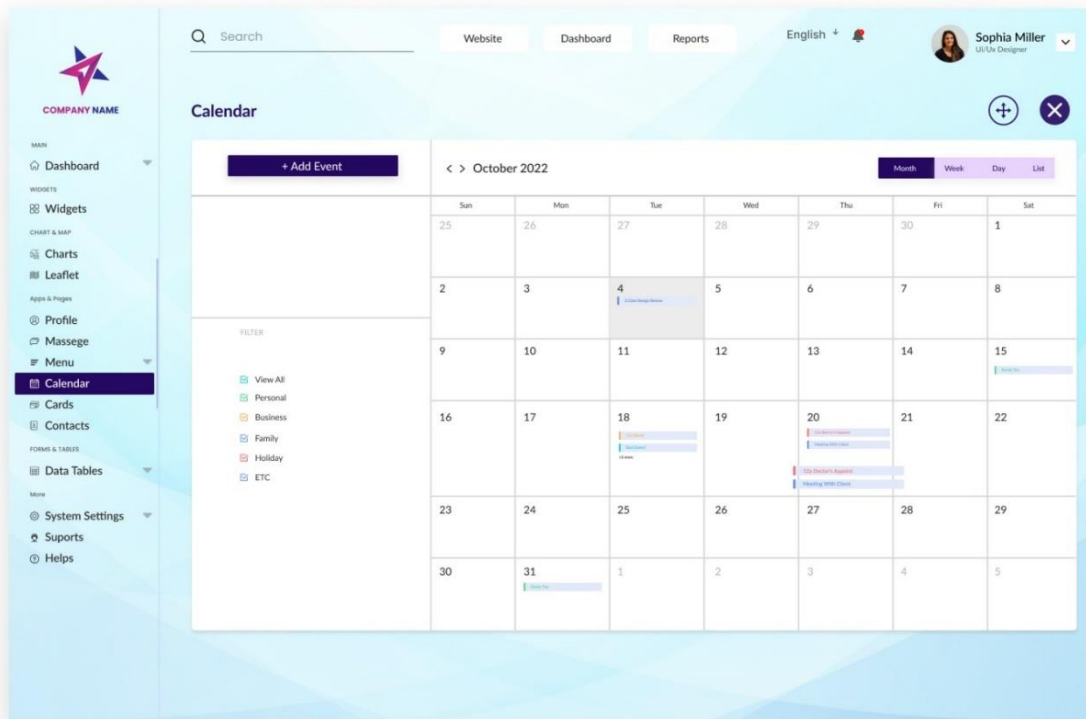


Figure: 4.5 Calendar Page

In figure 4.5 The calendar is a crucial component of every dashboard topic since it affects how each situation's time is determined. To ensure continuity across all works, every firm project is periodically provided in advance. A Ui designer must therefore make this design attractive. [3]

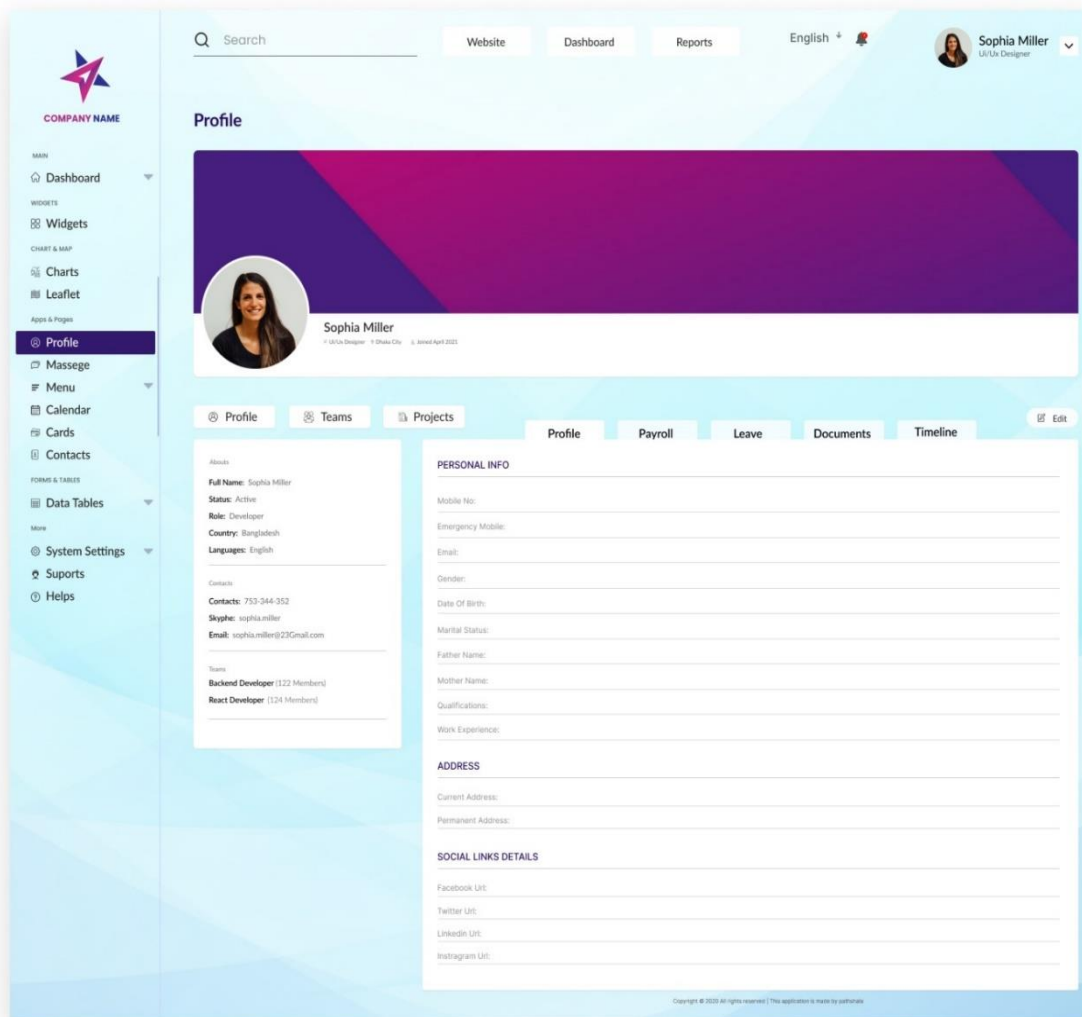


Figure: 4.6 Profile Page

In Figure 4.6, On the dashboard, it is clear that the admin profile formats are wonderfully displayed through UI design. By placing his crucial information here, a profiler can structure his profile. For a user, that is something crucial. [3]

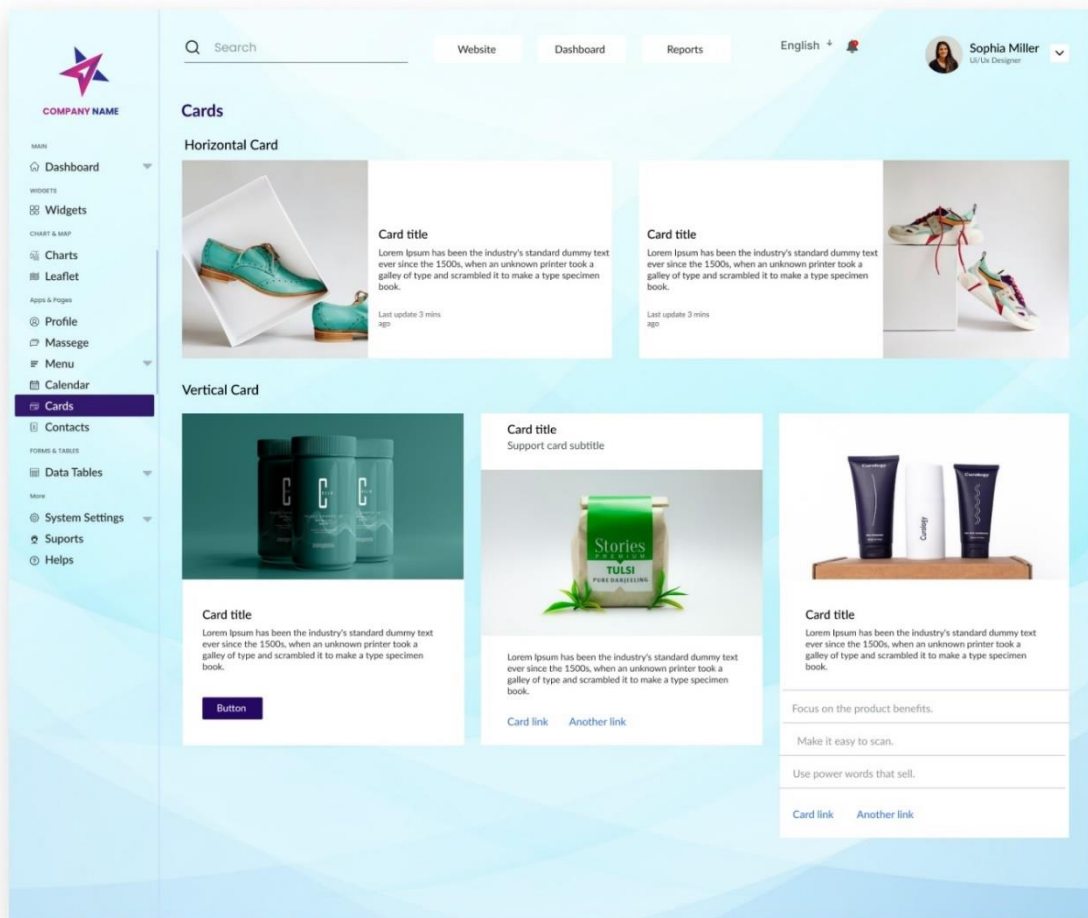


Figure: 4.7 Cards Page

In figure 4.7 The fact that the brief descriptions of the various goods are documented in a very nice and clear manner is a significant aspect of the card dashboard design. so that a user has a thorough understanding of the product. Usually, a Ui designer creates it. [3]

3.1.4 Thailand Visa Application Center :

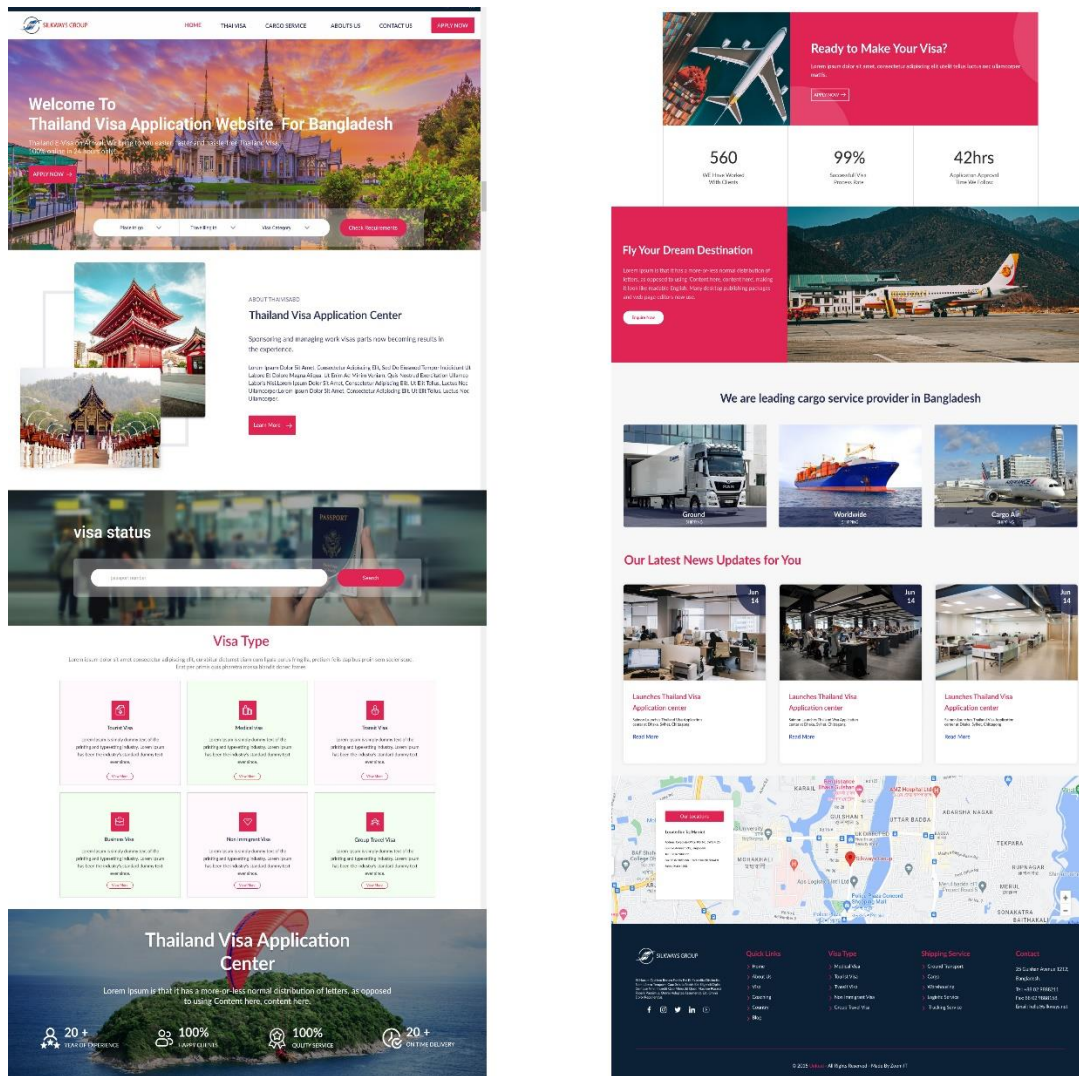


Figure: 4.8 Thailand Visa application Center Landing Page

In this center, applicants can submit their visa applications. Essentially, it is the numerously segmented Thailand Visa Application Center. There are numerous categories of visas, such as those for students, medical treatment, businesses, tourists, and group travel. It allows visa holders to more easily finish their visa for the required visa. In essence, this website was created with that goal in mind. [4]

DOCUMENTS REQUIRED

- VISA FEE
- Download Forms
- Photo Specification
- Processing Time

Our Appointment Service Call Us
+028 489 494

Tourist Visa (TR,MT,VM,T) - Checklist
Download PDF

Download Paper Application Form
Download PDF

Guidelines For Manual Application Form Filling
Download PDF

APPLY NOW

Visa Fees

Tourist Visa	
Processing Time:	3-4 day
Stay Period:	Up to 15 day
Validity:	3 month
Entry:	Single
Fees:	BDT 3,000/-

Tourist Visa	
Processing Time:	3-4 day
Stay Period:	Up to 15 day
Validity:	6 month
Entry:	Multiple
Fees:	BDT 15,000/-

DOCUMENTS REQUIRED

- An application form completely filled out and signed by the applicant
- A valid passport for traveling to Thailand with sufficient remaining validity (not less than six months). The validity of 18 months is required for NON-O visa application.
- Passport must have at least 2 blank pages to accommodate immigration stamps...
- One set of passport information page photocopy, last Thai visa page & renewal page (if any)
- Two colour passport-sized photos (3.5 x 4.5cm), taken against a white background and within the past 6 months
Copies of documents of the first applicant including a Sponsorship Letter, Bank Statement, Bank Solvency Certificate, Marriage Certificate and / or Proof of Relationship Certificate (if applicable)
- Recent case summary of medical reports of the patient issued by the hospital; (for first-time traveler)
- Evidence of adequate finance e.g. Current Bank Solvency and Bank Statement of the last 6 months with satisfactory transaction (at least 20,000 Baht per person and 40,000 Baht per family OR 60,000 Taka per person and 120,000 Taka per family). Only original Bank Statement and Bank Solvency Letter are acceptable. In case where the applicant is sponsored by his/her company and the company Bank Statement and Bank Solvency Letter are submitted, a trade license has to be attached
- Copy of evidence that shows the applicant will leave Thailand after completion of the trip, such as round-trip air ticket or proof of travelling to a third country
- Trade license (original notarized English translation and photocopy of the original) for proprietorship business, Memorandum of Article for limited company; if the applicant's name is not mentioned in the trade license;
- Copy of Marriage Certificate (if in Bengali, notarized English translation and photocopy of the original is required) must be submitted if spouse name is not mentioned in the passport;
- Copy of recent certificate of referral or a letter (preferably original) from a local doctor / hospital (in official pad with contact number, sign & date), where the patient is being treated which states the patient's condition; (for first-time traveler)
- In case if the patient receives treatment in a foreign hospital, proof of previous medical treatment in foreign hospital is required; (for first-time traveler)
- Copy of an appointment letter from a hospital in Thailand mentioning appointment / admission date & accompanying person name(s);
- If the applicant is a house maid / attendant, sponsorship letter & personal bank statement with solvency certificate is required.

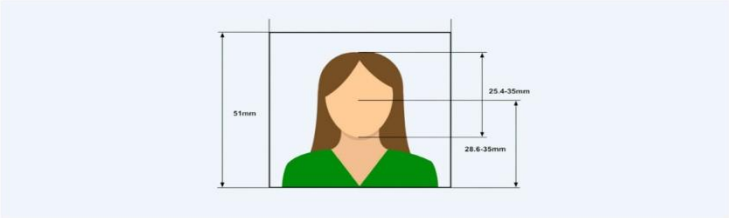
Important Note:

- Salary Bank Statement (preferably) / Pay Slip / Salary Certificate are required for employees.
- In case applicant unable to submit salary certificate, details must be mentioned in the Office MOC.
- The first applicant can sponsor father, mother, children, father-in-law and mother-in-law, father, mother and children can sponsor the above-mentioned family members.
- Short Descriptions, in English shall be provided for all Thai documents, e.g. Business License of Company A.
- For documents in other foreign languages (including Bengali) must be translated into English and shall be certified by a credible translator and a notary public.

Figure: 4.9 Tourist Visa Part 1 Page

In figure 4.9 A tourist may receive all of his trip information from this page and apply at his selected destination thanks to the UI design of the website that was built exclusively for tourist travel. [4]

Photo Specification



1. Please provide identical copies of a recent photograph, taken within the last 6 months.
2. Number of Photo: 2 Copy
3. Photo Size: 3.5 cm x 4.5 cm
4. The photographs should be in colour and taken against a white or light background so that your features are clearly distinguishable.
5. our full face should be visible. The photograph should be taken without sunglasses and without a hat or any other head covering, unless you wear such an item because of your religious beliefs or ethnic background.
6. Scan photograph is not acceptable, should be lab print
7. The photographs should be clear not hazy or not be edited and of good quality, and should be printed on normal photographic paper. Please note that we will be unable to accept photographs that do not meet these specifications.
8. One photograph should be glued to the form and other one to staple on glued one.

Processing Time

- Dhaka: Minimum 5 working days including the date of submission.
- Chittagong: Minimum 7 working days including the date of submission.
- Sylhet: Minimum 9 working days including the date of submission.

Please note that while the time frames indicated will apply in most cases, some applications may take longer than usual. Applicants are requested to check their passport status by clicking the link [Track your Application](#) online before coming to collect their passports.


Important Note:

The Royal Thai Embassy reserves the right to request for additional documents as deemed necessary. For more information log on to: www.mfa.go.th Consular Services Visa & Travel Documents

It is better to explain why you do not have a document than to submit a false document. Your application will be automatically refused if you use a false document, lie or withhold relevant information and/or if you have breached the Thai Immigration laws and have misused the visas granted previously. Application form must be fully completed and applicant's contact numbers given must be accessible at all time during the visa process and any false statement given would result in denial of visa requested.

The Thai Immigration reserves all rights to grant or deny the entry clearance into the Kingdom of Thailand even though you have a valid visa. For further inquiry and any specific request, please contact Salmon Global:

Helpline: Tel: 88-0960655, 022298080
 Website: www.silkwaysgroup.com
 E-mail: support@silkwaysgroup.com



El Harem Qadim Baram Fawjil Eil El Eqqadila Dharicilo,
 Nam Libera Tempore, Cum Soluta Nihil, Eri Elgenal Optio
 Comoda Nihil Imperit Qua Nihil M Quod Maxime Papat.
 Facere Prossimus, Omnis Vilepilas Aduamanda Exit, Omnis
 Dolor Repetendum.

f | | | in | |

Quick Links

- > Home
- > About Us
- > Visa
- > Coaching
- > Country
- > Blog

Visa Type

- > Medical Visa
- > Tourist Visa
- > Transit Visa
- > Non Immigrant Visa
- > Group Travel Visa

Shipping Service

- > Ground Transport
- > Cargo
- > Warehousing
- > Logistic Service
- > Trucking Service

Contact

25 Gulshan Avenue 1212,
 Bangladesh.
 Tel: +88 02 9880211
 Fax: 88 02 9880150,
 Email: hello@silkways.net

© 2015 [Linnoad](#) - All Rights Reserved - Made By Zoom IT

Figure: 5.0 Tourist Visa Part 2 Page

In figure 5.0 The user should pay close attention to this section of the tourist visa page since it discusses the tourist photo requirements and how they are processed, as well as some crucial travel information. [4]

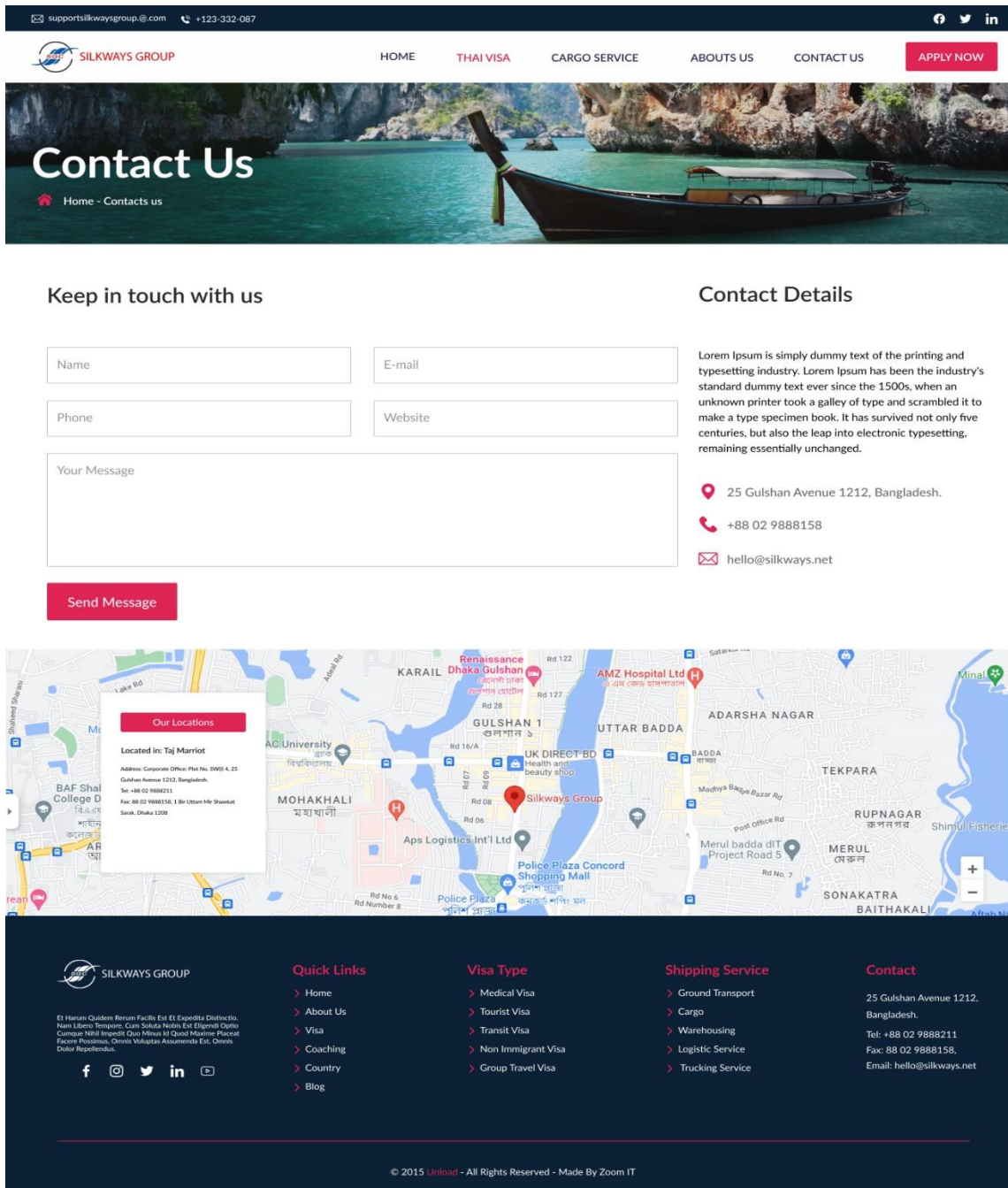


Figure: 5.1 Contacts-us Page

In figure 5.1 This website's contact page contains all the details about the business, beginning with their location, in a cleanly organized fashion. Additionally, a message option has been maintained to allow users to provide the necessary information. where the user can contact his company by leaving his name, phone number, and email address. [4]

3.2 Events and Activities

- Daily meeting with team leader and project manager.
- Taken daily work tasks from the leader.
- Research for user requirement.
- Update project report for each day.
- Weekly Update to the Project Manager and CO.
- Feedback from a user who uses the apps or Website
- Meeting with team members about products.
- Find out and fixing problems or bugs.
- Given presentation according to the final product.
- Monthly overview and meeting.

3.3 Projects and Activities

Zoom It has received a lot of things—more than I had anticipated. I'm appreciative that this business has pardoned me for this fantastic chance. Together with our development team members, I have designed a variety of apps and Website. As a creative designer, I had a significant impact and produced some fantastic ideas in response to actual client needs. The project-related activities I engaged in during my internship are listed below: [14]

Activates

- Daily New UI Challenges
- Daily UX Research
- Working with android and iOS team
- Daily Meeting with Team Leader

- Project Update at cloud
- Take feedback from real users.
- Updating design according to user feedback.
- Creating and updating apps features.
- Features Graphics, Preview Image for google play store.
- Promotional Banner and Poster Design for social media.
- Learning Basic Frontend Design

3.4 Challenges

The UX/UI Designer has a lot of Responsibilities, thus their job is challenging because they must accept many obstacles in each project. Companies are interested in learning more about a candidate's talents to take in, interpret, and create their own effective solutions to problems. A UX/UI Designer must therefore research the quickest and most straightforward methods for system maintenance in order to get successful outcomes. After that, it might be offering a user-friendly and improved experience. According to new trends and up-to-date technologies, UX/UI designers should be current. [5]

CHAPTER 4

COMPETENCIES AND SMART PLAN

4.1 Competencies Earned

Quality level and competition, which are supported by the online market, are the causes of the larger success; as a result, you might acquire competencies. For instance, if a web designer creates a website that is not sufficiently responsive, all cross-platform terms are not supported, or it takes a long time for the data to load, that indicates they lack strong competencies in this online sector area. This site designer needs to work hard to develop a strong potentiality if he wants to maintain his position in the market. They should learn and perform some basic to expert level tasks, as well as follow the upgraded technology, in order to boost their earning potential.

4.2 Smart Plan

1. UI Design Education and Research for Web and Mobile Platforms
2. Hands-on corporate office advance design
3. Analysis and conversation with the developers over the project's
4. Most recent additions of new plugins and tools
5. Assist clients in making the best decision possible if they so want.

4.3 Reflections

My future job requires me to develop a creative and professional web-based portfolio for online marketing, and since this is a reflection of my work, anyone may infer my level of creativity and work ethic from it. Everyone may check some of my work on my Behance project-based portfolio, which has 300+ followers and 15,000+ project views. Anyone who wants to work as a freelancer on the finest platform must have a portfolio, which is a collection of your greatest work.

CHAPTER 5

CONCLUSION AND FUTURE CARRIER

5.1 Discussion and Conclusion

Overall, I had a great experience throughout my internship, and I am quite satisfied. My Zoom it , including the leader and project manager, are really helpful. In my future profession, I would like to continue my exploration of UX and UI. I learnt a lot of new information throughout my internship, including about both free and paid tools. One of them is Figma, which is excellent for group projects. I love to create attractive websites and apps with mission graphics and simple animation. I have a number of projects going for local clients. Therefore, it is safe to conclude that UI and UX design have a promising future. [14]

5.2 Future Scopes

Currently, one of the global industries with the quickest growth is user experience design. It is simple to understand why businesses have realized the competitive edge that UX design can give their goods. Users have a ton of options today. You can find ten, twenty, thirty, or more various note-taking apps in the App Store if you simply search for that category. Since hiring UX designers was a top priority for department chiefs last year, it should come as no surprise that 40% of them intend to double their current UX staff in the coming year alone, without even looking at job boards. UX designers are paid a respectable income all over the world, according to data on UX designer salaries. The world's most in-demand job in the design industry, according to HR firm Brazen, is user experience design.

REFERENCE

- [1] iCare Apple , Available at << <https://ifixit.com.bd/>>>, last accessed on 01 August 2022 at 11.15 am.
- [2] iFix Shop, Available at << <https://preview.themeforest.net/item/grevo-electric-mobility-services> >>, last accessed on 28 August 2022 at 1.17 pm.
- [3] E-commerce Dashboard , Available at << <https://madrasatulmadinah.com/> >>, last accessed on 16 October 2022 at 2.15 am.
- [4] Thailand visa application center, Available at << <https://thaivisabd.com/> >>, last accessed on 4 November, 2022 at 11.15 am.
- [5] Ui Design, Available at << <https://themeforest.net/> >> last accessed on 3 December 2022 at 10.15 am.
- [6] Ui/Ux Design, Available at << <https://www.figma.com/> >> last accessed on 11 December 2022 at 8.15 am.
- [7] Icon Collection, Available at << <https://www.flaticon.com/> >> last accessed on 6 December 2022 at 10.04 pm.
- [8] Image Collection , Available at << <https://www.pexels.com/> >> last accessed on 12 December 2022 at 1.15 am.
- [9] Collection of text fronts , Available at << <https://www.dafont.com/> >> last accessed on 4 December 2022 at 11.15 am.
- [10] Collection mockup, Available at << <https://www.freepik.com/> >> last accessed on 3 December 2022 at 10.16 pm.
- [11] Ui/Ux Design ideas , Available at << <https://dribbble.com/> >> last accessed on 1 December 2022 at 1.09 am.
- [12] Background remover, Available at << <https://www.remove.bg/> >> last accessed on 3 December 2021 at 10.15 am.
- [13] Vectors file Collection, Available at << <https://www.vecteezy.com/> >> last accessed on 2 December 2022 at 07.05 am.
- [14] Our official Page, Available at << <https://thezoomit.com/> >> last accessed on 18 December 2022 at 12.01 pm.

Internship on UI/UX design

ORIGINALITY REPORT

28% SIMILARITY INDEX	28% INTERNET SOURCES	2% PUBLICATIONS	14% STUDENT PAPERS
--------------------------------	--------------------------------	---------------------------	------------------------------

PRIMARY SOURCES

1	dspace.daffodilvarsity.edu.bd:8080 Internet Source	17%
2	Submitted to Daffodil International University Student Paper	9%
3	www.futurelearn.com Internet Source	1%
4	vtechworks.lib.vt.edu Internet Source	1%
5	Submitted to Florida International University Student Paper	<1%

Exclude quotes On

Exclude matches Off

Exclude bibliography On