

ONLINE EXAM MANAGEMENT SYSTEM

BY

Md. Ariful Islam

ID: 201-15-3451

This Report Presented in Partial Fulfillment of the Requirements for the Degree of Bachelor of Science in Computer Science and Engineering.

Supervised By

Dr. S. M. Aminul Haque

Associate Professor

Department of CSE

Daffodil International University



DAFFODIL INTERNATIONAL UNIVERSITY


DHAKA, BANGLADESH

JANUARY 2023

APPROVAL

This Project titled “**Online Exam Management System**”, submitted by Md. Ariful Islam, ID No: 201-15-3451 to the Department of Computer Science and Engineering, Daffodil International University has been accepted as satisfactory for the partial fulfillment of the requirements for the degree of B.Sc. in Computer Science and Engineering and approved as to its style and contents. The presentation has been held on 19.01.2023.

BOARD OF EXAMINERS



Dr. Touhid Bhuiyan
Professor and Head

Department of Computer Science and Engineering
Faculty of Science & Information Technology
Daffodil International University


Chairman



Nazmun Nessa Moon

Associate Professor
Department of Computer Science and Engineering
Faculty of Science & Information Technology
Daffodil International University


Internal Examiner



Md. Abbas Ali Khan

Assistant Professor
Department of Computer Science and Engineering
Faculty of Science & Information Technology
Daffodil International University

Internal Examiner



Dr. Mohammad Shorif Uddin
Professor

Department of Computer Science and Engineering
Jahangirnagar University

External Examiner

DECLARATION

We hereby declare that, this web base project has been done by us under the supervision of **Dr. S. M. Aminul Haque**, Associate Professor, Department of CSE, Daffodil International University. We also declare that neither this project nor any part of this project has been submitted elsewhere for award of any degree or diploma.

Supervised by:



Dr. S. M. Aminul Haque
Associate Professor
Department of CSE
Daffodil International University

Submitted by:

Md. Ariful Islam.

Md. Ariful Islam
ID: 201-15-3451
Department of CSE
Daffodil International University

ACKNOWLEDGEMENT

First, I express my heartiest thanks and gratefulness to almighty God for His divine blessing makes us possible to complete the final year project successfully.

I really grateful and wish our profound our indebtedness to **Dr. S. M. Aminul Haque**, Associate Professor, Department of CSE, Daffodil International University. Deep Knowledge & keen interest of our supervisor in the field of “Online Exam Management System” to carry out this project. My project is on “Web Based” project. His endless patience, scholarly guidance, continual encouragement, constant and energetic supervision, constructive criticism, valuable advice, reading many inferior drafts and correcting them at all stage have made it possible to complete this project.

I would like to express our heartiest gratitude to **Prof. Dr. Touhid Bhuiyan**, Professor and Head, Department of CSE, Daffodil International University, for his kind help to finish our project and also to other faculty member and the staff of CSE department of Daffodil International University.

I would like to thank our entire course mate in Daffodil International University, who took part in this discuss while completing the course work.

Finally, we must acknowledge with due respect the constant support and patients of our parents.

ABSTRACT

A web-based examination system known as the "Online Examination System" allows for online testing. Utilizing an intranet or a computer system connected to the Internet The major goal of this online test system is to comprehensively assess the student in a fully automated manner that not only cuts down on time but also produces prompt and precise results. My project's major goal is to evaluate candidates effectively and completely using a fully automated approach that does not require paper and pens. The user can take the exam without going to the testing facility. The website will also provide a reasonable.

We may sign up to become users of the program, and there are two types of users: lecturers and students. Both users must register before using the system, and they then must login using their username and password to use the system. The online testing system for the introduction to management is made up of several elements, such as the login function, data entry into the database, and data extraction from the database.

The issue with the existing method is that students must take their exams by hand. Utilizing this obsolete technology will take a lot of time, and the manual exam-conducting approach is a laborious process. Additionally, additional time is required for students to complete their exams and for professors to bring the question papers and answer sheets.

TABLE OF CONTENTS

CONTENTS	PAGE
Board of Examiners	i
Declaration	ii
Acknowledgements	iii
Abstract	iv
Table of contents	v-vii
List of figures	viii
List of Tables	ix
Chapters	
Chapter 1: Introduction	1-5
1.1 Introduction	1
1.2 Motivation	1
1.3 Topic Background	2
1.4 Context of the Problem and Rational Tangible Advantage	2-3
1.5 Intangible Benefit	3
1.6 Objectives	4
1.7 Expected Outcome	4
1.8 Report Layout	5
Chapter 2: Problem Description	6-10
2.1 Introduction to Problem Area	6
2.2 Nature of Challenge	6-7
2.3 Challenges	7
2.4 Related Works	7-10
Chapter 3: Project Planning	11-13
3.1 Development Plan	11
3.2 Project Duration	11-13

Chapter 4: Requirements Tools and Software	14-15
4.1 Tools for Development	14
4.2 Software's need for Development	14-15
Chapter 5: Software Model	16-22
5.1 Flow Chart	16-17
5.2 Use Case Modeling and Description	17-19
5.3 Entity Relationship Diagram and Description	19-20
5.4 Data flow Diagram Design (DFD)	20
5.5 Waterfall Model	20-22
Chapter 6: Design Specification	23-28
6.1 Introduction	23
6.2 Front Page or Login UI design	23
6.3 Students Dashboard	24
6.4 Starting Page for Teachers	24
6.5 Teachers Control Panel	25
6.6 Adding New Question Set	25-26
6.7 Exam Result	26
6.8 Students Ongoing Exam Page	27
6.9 Students Personal Exam Result Page	27
6.10 Students Details Page	28
6.11 Students Feedback Page	28
Chapter 7: Implementation and Testing	29
7.1 Requirements for Implementation	29
7.2 Testing Table	29
Chapter 8: Conclusion and Future Scope	30
8.1 Discussion and Conclusion	30
8.2 Future Work and Further Development	30
Reference	31

Plagiarism Report

LIST OF FIGURES

FIGURES	PAGE NO
Figure 2.1: Google Form	8
Figure 2.2: ClassMarker	8
Figure 2.3: Thimpress	9
Figure 2.4: Codunite	9
Figure 2.5: Exam Professor	10
Figure 5.1: Flow chart	16
Figure 5.2: Use case modeling	18
Figure 5.3: ER diagram	19
Figure 5.4: Data flow diagram (DFD)	20
Figure 5.5: Waterfall model	21
Figure 6.1: Starting page	23
Figure 6.2: Students Dashboard	24
Figure 6.3: Teacher's login page	24
Figure 6.4: Teachers control panel	25
Figure 6.5: Adding new question page	26
Figure 6.6: Exam result page	26
Figure 6.7: Students ongoing exam page	27
Figure 6.8: Students personal result page	27
Figure 6.9: Students Details page	28
Figure 6.10: Students Feedback page	28

LIST OF TABLES

TABLES	PAGE NO
Table 1: Testing Table	29

CHAPTER 1

Introduction

1.1 Introduction

A technology-driven method for streamlining test tasks is the use of online exam management systems (OEMS), which define exam patterns with question banks, exam timings, objective or topical question categories, and paperless exam administration utilizing computers or mobile devices. Converting traditional pen-and-paper tests to online and paperless modes is affordable and scalable with the help of an online exam administration system. Any desktop, laptop, or mobile device with a browser is acceptable for use by applicants to take the test. For questions of an objective nature, test results can be produced promptly. This can make the process of managing tests overall and producing results simpler.

1.2 Motivation

With the motivation to take care of all students' records quickly, this system will be able to manage a variety of services. The online-based program known as the Online Exams System creates a network between educational institutions and students. Institutions enter the exam questions they desire on the application. These questions are viewed as a test by qualified students. The evaluation of the students' replies is followed by the calculation and saving of their grade. He institutes to ascertain the pupils' passing grades or to assess their performance before having access to this score. Right now, exams are a must to check the qualification of a student. The process of selecting the best candidate is an exam, even for a job exam. like, first a MCQ exam, then a written exam, and after that, a viva exam.

All this processing takes too much time to process the result. However, if the MQC exam is taken online, the results can be published the same day, immediately following the exam. So, they can take the written exam on the same day. This can save a lot of time and money. If my project model is used in all these job exams or school and college admissions exams, they can manage exams easily. Since the result will be processed atomically right after the exam ends, no one can change the result by cheating or bribing to get a good one. We can take a cheat-free exam. [1]

1.3 Topic Background

Any educational institution or corporation that conducts exams for a job or for any other reason will utilize the online examination management system. They can administer an online test with the aid of this method. This system is used to administer aptitude tests for employment or admission purposes, and it will also assist in producing test questions for educational institutions.

The suggested system's most significant characteristic is that it combines stand-alone and web-based applications, making it more than just a web-based application. In order for the user to profit from the suggested system in any circumstance, Users never need to be connected to the internet in order to complete their tasks since they may employ stand-alone modules.

The proposed approach would assist in maintaining a list of students and candidates who are prepared to take tests. Additionally, it will keep track of members of the institute or organization. It will keep track of all test-related information, such as questions, exam details, and schedules. The suggested method would also make it possible to administer exams online, allowing users to do so at any time and candidates from all over the world to take part. Multiple-choice and multiple-response questions make up the majority of the questions in an online test. If there are questions in the database, they will be generated randomly for the online test so that no two candidates will receive the same question at the same time. The suggested approach will also make it easier to evaluate the paper concurrently with the test.

This will also assist in generating questions for open-ended questions, which are frequently utilized in educational institutions. Only the examination authorities may evaluate this.

Another crucial feature of the suggested system is its ability to save data in real time. If a problem arises, it would store all of the data at once to prevent data loss. [5] [1]

1.4 Context of the problem and rational tangible advantage

Utilizing "Online Exam Management System (OEMS)" will aid institutions and organizations in achieving a number of goals. They are-

- You can frequently evaluate students' learning: You can take an exam at any moment to evaluate the candidate's learning with the use of an online exam.
- Elimination of the grading requirement and associated costs: Candidates have to take a test in order to qualify for the computer-based exam. The examiners

will be responsible for preparing the questions and scoring the online exam paper.

- Quick assessment of students' performance: With this method, you may provide comments to the learner as the system evaluates the online test paper concurrently. in order to avoid making the candidate wait for the outcome.
- Elimination of paper & copying cost: Consider having your test data stored on your computer at all times in order to eliminate the need to buy paper for paper work and to solve the storage issue of paper bundles. 18% of printed materials for businesses go out of date after 30 days. Consider what happened a year ago and what will happen a year from now.
- It will help to save time: The time spent by those taking part in the examination will be reduced thanks to this approach. You may prepare the paper at the same time as the test, so there is no need to arrange it several days in advance. The system will examine each piece of writing. No need to wait for the results because they are available immediately after the exam. [5] [1]

1.5 Intangible Benefit

- Access is possible from anywhere: There are no restrictions on where you may take the exam; you can do it from any location in the world.
- Compared to the current system, it provides higher security: If you learn that the exam paper has been compromised, you can simultaneously modify it. However, there is no purpose in hacking the paper because we are producing random questions.
- It will improve work consistency: With the help of this project, you can guarantee that no one will alter the exam questions or the results without your consent. You can switch the exam paper immediately if you learn that it has been compromised. There will be no prejudice in the written test because each applicant will receive a grade based on their merit. [5]

1.6 Objective

People will find answers to all of their issues with the current test evaluation method in the "Online Exam Management System" suggested system. The system that we create will assist institutions and enterprises with conducting examinations, obtaining college admissions, and hiring employees. Both the client side and the server side of this system will function. This indicates that it is a web and standalone application hybrid. So that people can take the test online using web technology, and you can save the questions using a standalone program when you don't have an internet connection. By utilizing this technique, it will be possible to take an online test.

A candidate can take an exam online from any testing facility in the world. They can use this technology to save questions in the system's database for their test. This method will make it easier to produce test questions from a database with various grades and levels of difficulty. Now, if you want applicants to submit written exams, this system will also provide test questions for return exams. There is an extremely low likelihood of questions repeating because the written test questions are chosen at random. The database should be queried less frequently. They can use this approach to assess the test questions from the online exam. Test results will be generated automatically by this system.

1.7 Expected Outcome

- To manage the details of the exam.
- Evaluate thyself.
- Satisfy the examines requirement.
- Assisting individuals in broadening the knowledge.
- Bring an improvement to users' knowledge.

The suggested change is a fantastic improvement to our educational or testing system. It will aid in the ongoing research in any circumstance.

A student cannot abandon their studies. They are always involved in the studies.

1.8 Report Layout

Chapter 2: In here, I will discuss the problem description of my project.

Chapter 3: Project planning.

Chapter 4: Flow chart, software diagram and software model.

Chapter 5: Requirements tools and software.

Chapter 6: Design specification.

Chapter 7: Implementation and testing.

Chapter 8: In this section, discussed about the conclusion and the scope for further development of the project.

CHAPTER 2

Problem Description

2.1 Introduction to Problem Area

Isn't it strange that the agent that is completely responsible for this technology's creation isn't treated well? Examinations have long been a crucial component of the educational system. The finest tests have been used to differentiate between rest from the beginning of time. The formal examination procedure is a laborious examination technique. They should put in extra effort during employee selection exams for the company out of respect for the employer. Conducting an examination is a big duty and added strain for the employer. Conducting a test is both incredibly expensive and very time-consuming. [1]

A fairly complex exam administration method is the online exam. Nowadays, practically all organizations or businesses handle their organization's data utilizing computerized systems. In addition, the majority of campuses or universities employ computerized systems to store and manage their educational data, with the exception of test data (exam questions, exam answers, etc.).

As a result, professors must manually prepare fresh test papers, which would be quite challenging when they need to obtain past exam questions or answers for a reference. There is still a ton of dirty effort involved in this process, such as manually clicking or looking for previous questions. Even they have an unorganized plain hardcopy or softcopy. A variable exam schedule is challenging to manage, and the admin is always occupied processing exam papers. Additionally, without a computerized system, the issue of examinee cheating as well as the security issue (the concealment of exam papers prior to the exam) cannot be effectively managed. An additional issue that the test takers have is often lost internet connections. [5]

2.2 Nature of Challenge

Understanding the theories and principles behind the administration of online examinations will be the key issue in designing this system. It will be challenging for me to understand the fundamental features of this system because I am not a member of the administrative staff.

The biggest difficulty in creating this system is making sure that it will produce random test questions for each student in order to prevent cheating. The responses will be evaluated fairly quickly. It is perfect for competitive tests like the GRE, CAT, etc. since it will include time limits for each category of questions. The candidate will receive email or text message notification of the results. Given the large number of people who will be taking the test, creating the admission card is another difficulty that will demand a lot of work. Alternatively, we might save the present test and offer advantages to both students and examiners. Managing power outages is a significant difficulty. I must learn how to create admissions cards and exam papers at random. I also need to learn how to work with PHP's sophisticated capabilities, such as report creation, session management, and all the security measures required to make the system impenetrable to hackers.

I have to learn how to break up a single set of questions into many sets. The database needs to be maintained, which is another difficult task. [5]

2.3 Challenges

- While creating any project, there are several difficulties to be overcome. Similar to that, there are some issues with this project. In order to finish this application entirely with user complaints, we must first strive to complete this application with user excitement resources. The challenge criteria are listed below.
- Internet connection: Rural and distant locations still struggle greatly with internet availability.
- Question Bank Preparation: The caliber and correctness of the question bank determine the worth of an online evaluation or test.
- Communication with exam candidates.
- Online Exam Security. [16]

2.4 Related Works

Google Forms: Create online forms and surveys with a variety of question kinds using Google Forms. Real-time results analysis on any device. [4]

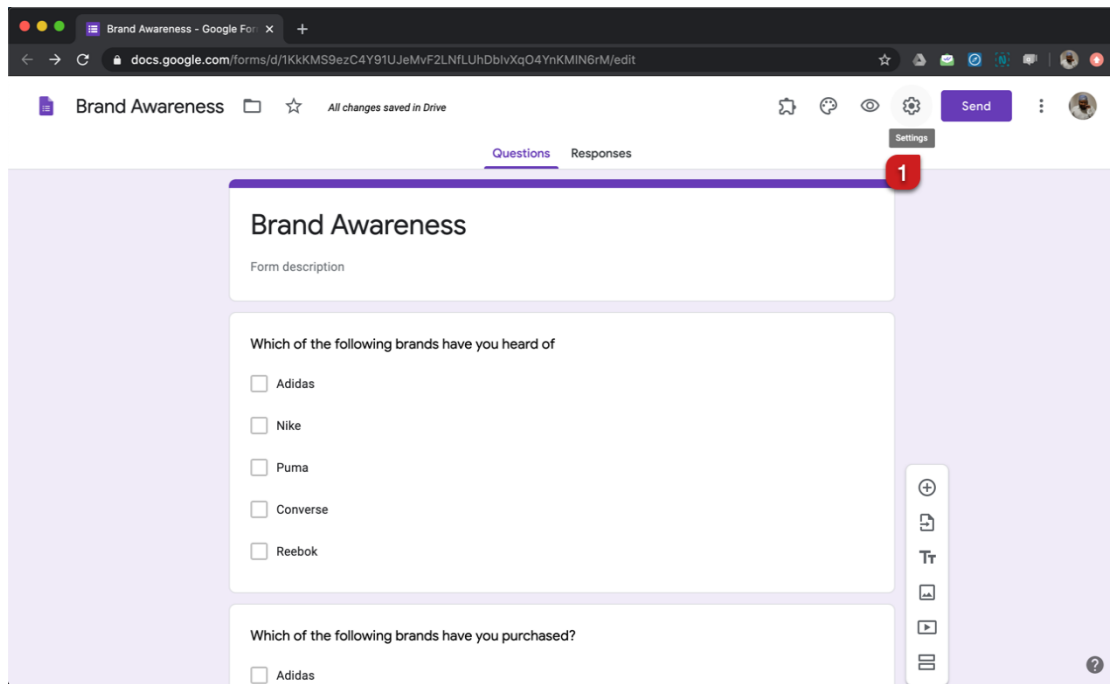


Figure 2.1: Google Forms

ClassMarker: A web-based testing tool called ClassMarker enables users to design unique online tests and quizzes for use in business, education, and training evaluations. [8]




Figure 2.2: ClassMarker

Thimpress: Technology business ThimPress employs skilled, dedicated, and motivated individuals that are always prepared to create top-notch websites for Your Business. [3]

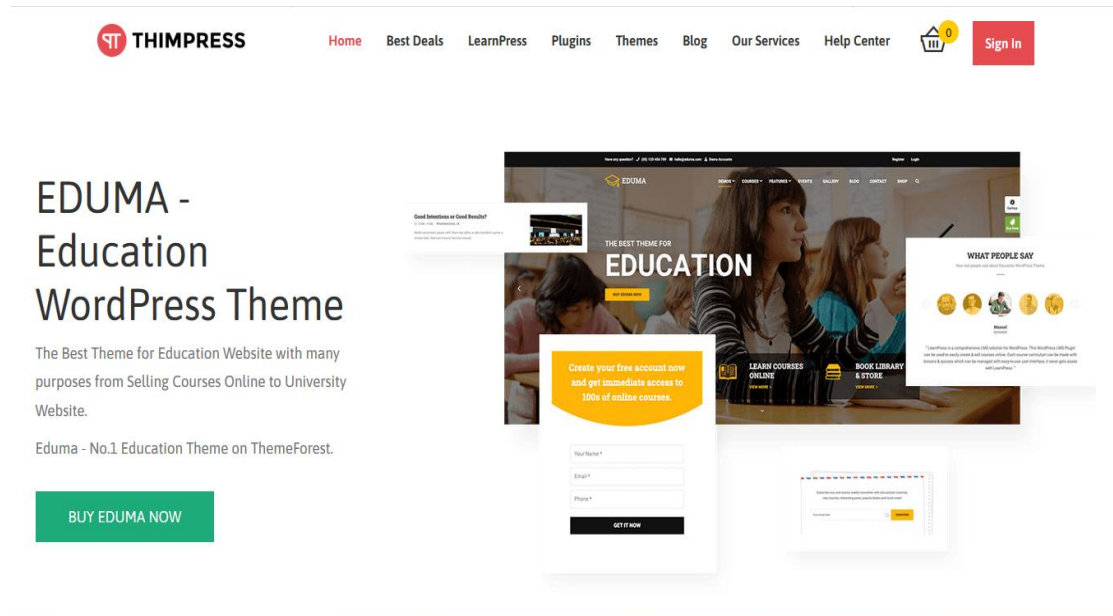


Figure 2.3: Thimpress

Codunite: You will never require any other online exam program or test creator after using this one. With the help of our software, creating question banks and online tests for examinations is simple. [9]

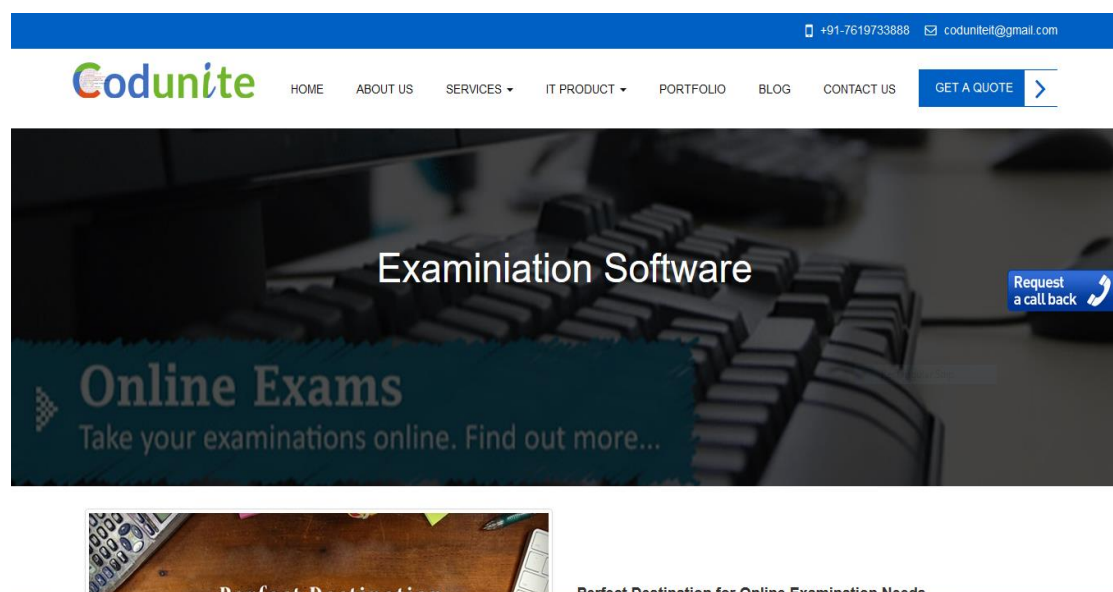


Figure 2.4: Codunite

Exam Professor: Educators, charities, companies, and other professionals all utilize this engine. who want a quick and simple method for publishing examinations, tests, and quizzes online. Safe and confidential. Public and private choices. many forms of questions. student portal that is embeddable. works with any hardware. [7]



Figure 2.5: Exam Professor

CHAPTER 3

Project Planning

3.1 Development Plan

The "Online Exam Management System" development plan serves as the action plan and is a crucial component. The implementation schedule will be included in the development plan. Since the RUP approach was selected, the phases of the RUP methodology were used to build the development plan. [5]

3.2 Project Duration

Project Duration: 18 Weeks

- Inception phase (Estimated Time= 24 Days)
- Iteration 1: [Task: Pre-proposal and planning] (Duration: 37 Days)
- Project Identification
- PPF discussion with supervisor
- Preparation of PPF
- Online submission of PPF
- Finalization of project title
- Iteration 2: [Task: Development Plan] (Duration: 16 Days)
- Specification research of the project
- Identification of project module
- Limitation of project scope
- Identification of resources
- Identifying the skills that must be learned
- Methodology used
- Preparation of development plan
- Preparation of test plan
- Submission of PSF
- Gantt chart
- Elaboration Phase (Estimated Time=43 Days)
- Iteration 1: [Tasks: System Investigation and Research] (Duration: 13 Days)
- Collect user requirements
- Primary research
- Questionnaire

- Interviews
- Observation
- Investigation of the system's components that operate
- Identification of modules
- Iteration 2: [Tasks: System Analysis] (Duration: 29 Days)
- Analysis of user requirements
- UML diagrams
- Screen design
- Database design
- Analyzing the database and screen designs
- Iteration 3[Tasks: Technical language learning and research] (Duration:12 Days)
- Secondary research
- Finalization of language
- Finalization of the developing process
- Learn technical skills
- Construction Phase (Estimated Time= 47 Days)
- Iteration 1: [Tasks: Interface Design and Database Design] (Duration: 24 Days)
- Database Design
- Prototype design
- Documentation of the system
- Iteration 2: [Tasks: System Modules] (Duration: 27 Days)
- Analysis of the system
- Identification of modules
- Implementation of modules
- Documentation of modules
- Transition Phase (Estimated Time= 33 Days)
- Iteration 1: [Tasks: Testing] (Duration: 24 Days)
- Integration of all the modules
- Preparation of test plan
- Finding the target users
- Testing and debugging the entire system
- Iteration 2: [Tasks: Documentation] (Duration: 13 Days)

- Completion of system documentation
- Iteration 3: [Tasks: Luck Iteration] (Duration: 3 Days)
- Finishing tips [5]

CHAPTER 4

Requirements Tools and Software

4.1 Tools for Development

1. Minimum dual core pc
2. Internet

4.2 Software's need for Development

1. Xamp / Wamp server (for offline development)
2. Sublime text
3. Google chrome browser
4. Mozilla Firefox

Xampp

The Apache HTTP Server, MariaDB database, and interpreters for scripts written in the PHP and Perl programming languages are the core components of XAMPP, a free and open-source cross-platform web server solution stack bundle created by Apache Friends.

Sublime Text

Sublime Text is a shareware cross-platform source code editor. It natively supports many programming languages and markup languages. Users can expand its functionality with plugins, typically community-built and maintained under free-software licenses. To facilitate plugins, Sublime Text features a Python API.

Google chrome browser

Google Chrome is a cross-platform web browser developed by Google. It was first released in 2008 for Microsoft Windows, built with free software components from Apple Web Kit and Mozilla Firefox. Versions were later released for Linux, MAC OS, IOS, and also for Android, where it is the default browser.

Mozilla Firefox

The Mozilla Foundation and its subsidiary, the Mozilla Corporation, created the free and open-source web browser known as Mozilla Firefox, or just Firefox. It displays web pages using the Gecko rendering engine, which incorporates up-to-date and future web standards.

CHAPTER 5

Software Model

5.1 Flow Chart

A flowchart is a diagram that shows process individual phases in their proper order. It is a general tool that may be customized for a wide range of uses and used to define a number of processes, including a project plan, an administrative or service process, or a manufacturing process. [15]

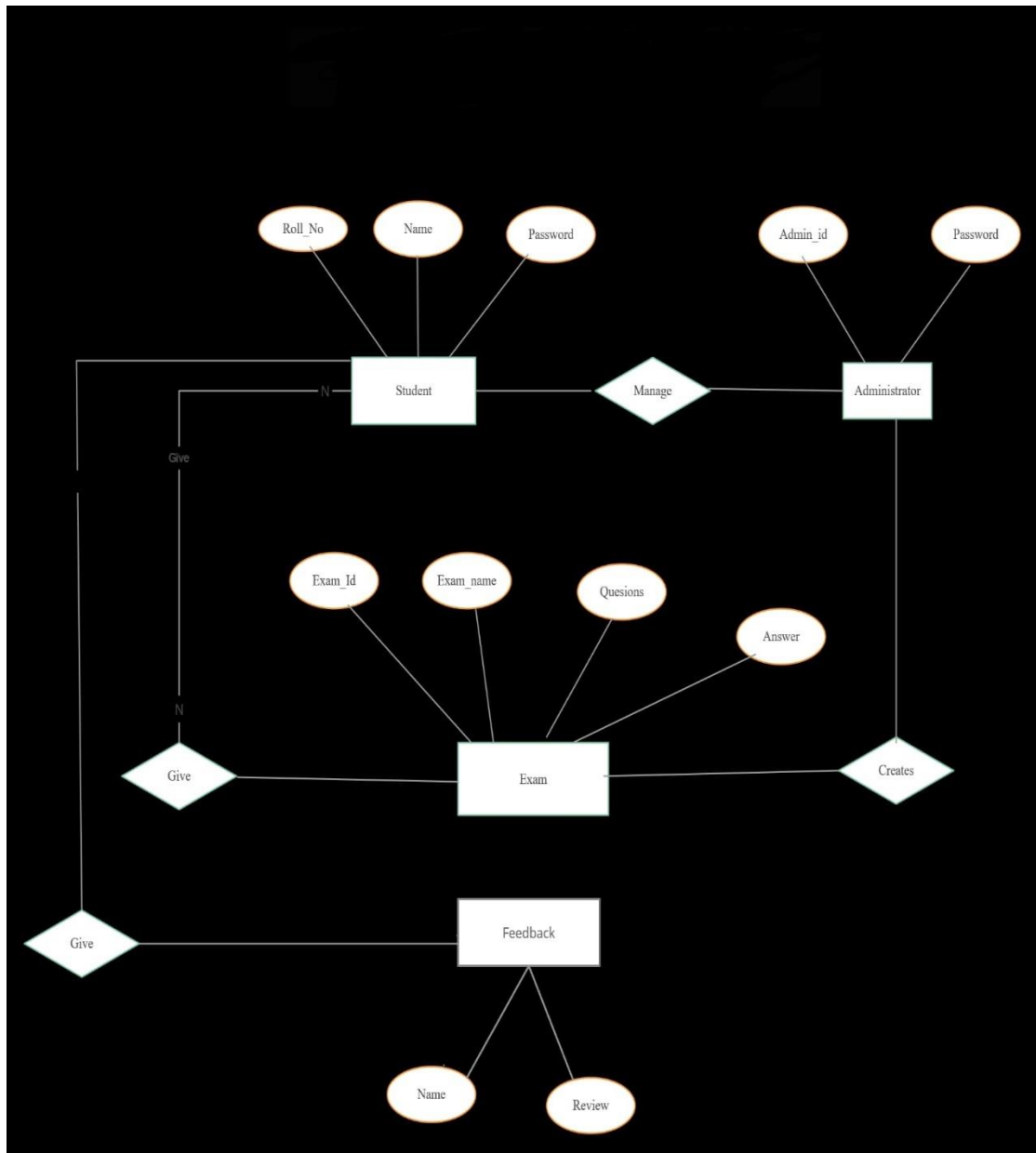


Figure 5.1: Flow Chart

A flowchart illustrates the order of steps in a process as well as who is in charge of each step.

They are a resource that programmers and business users rely on for a variety of tasks. To assist a stakeholder in seeing how input enters a program, various transformations occur inside the program, and how the data converts to an output, a programmer can, for instance, develop a flowchart or process map.

Process starts and end nodes (times when the project starts or finishes), project development stages (activities to be completed), decision nodes (times when a choice has to be taken), and connections are the components of a flowchart (arrows indicating the project time flow). [15]

Flow conditions – Csikszentmihalyi's summary

- Clear goals
- Immediate feedback.
- Balanced opportunity and capacity.
- Deep concentration.
- Being in the present.
- Control.
- Altered sense of time.
- Ego lessens.

5.2 Use Case Modeling and Description

In this OEMS Model there are two actors. There is Teacher and Student. They will be our user actor. Now we can see when student go in main side, there will be two options. First option is Register and another one is the login. If he is a new student then he will register and if he is already registered then he will login and take the exam. [6]

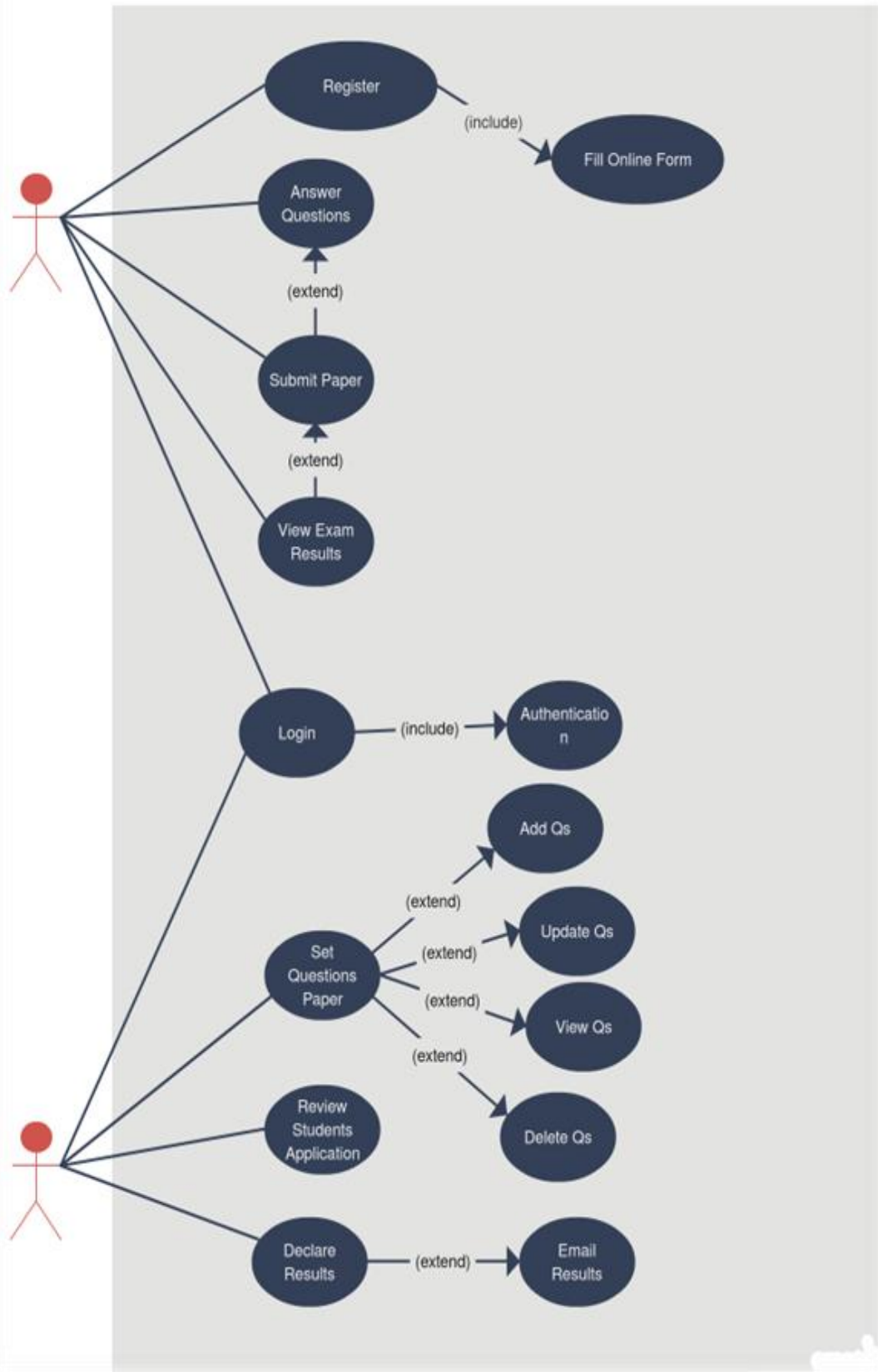


Figure 5.2: Use Case Model

Another Actor Teacher login to the system and add the question. Teacher can change the question, update the question, delete the question and also see the student result and review student application.

5.3 Entity Relationship Diagram and Description

Exam management system online the entity relationships that make up the system's database design are displayed in an ER diagram. The logical organization of the system's database or data storage is shown in the ER diagram. [14]

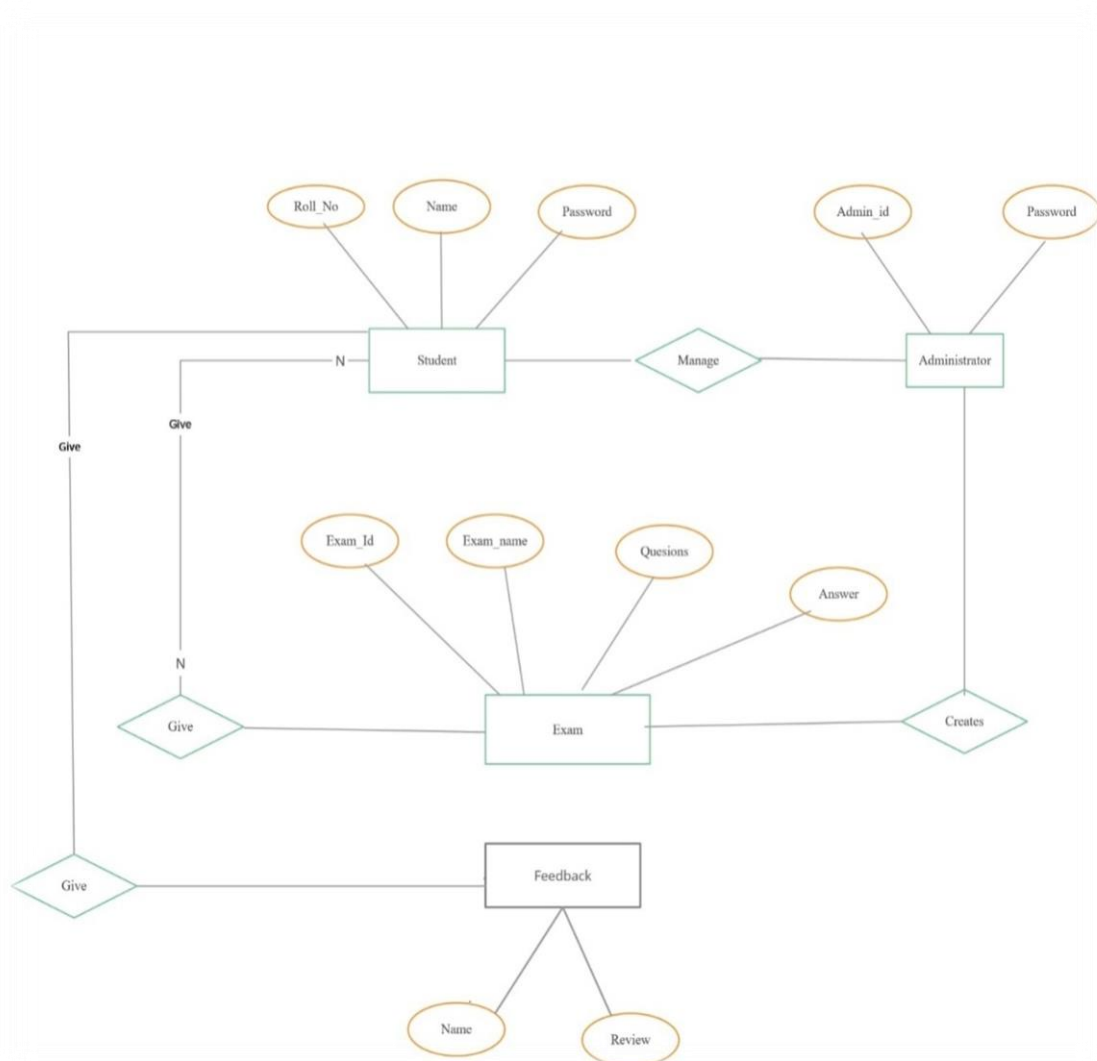


Figure 5.3: ER Diagram

It is accomplished by identifying the process entities, their attributes, and their interactions. Database design for an online exam administration system employing an ER (entity-relationship) diagram. This diagram serves as the true foundation for the system's data storage, which will be both the data source and destination.

5.4 Data flow diagram (DFD)

Context Diagrams are another name for DFD Level 0. It provides a general summary of the entire system or process that is being studied or modeled.

The system is displayed as a single, high-level process, together with its relationship to external entities, in what is intended to be an overview view.

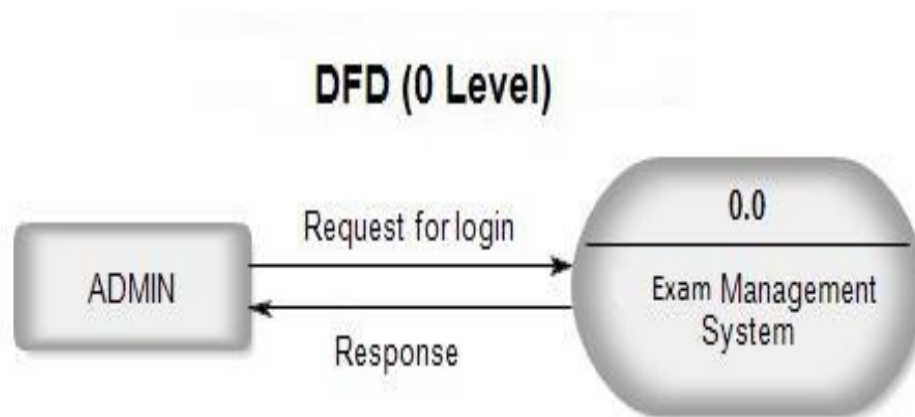


Figure 5.4: DFD (0 Level)

5.5 Waterfall Model

The first Process Model to be introduced was the Waterfall Model. The term "linear-sequential life cycle model" is also used to describe it. It is incredibly easy to use and comprehend. There is no overlap between stages in a waterfall model; each step must be finished before the subsequent phase can start.

The first SDLC methodology for software development was the waterfall model. The software development process is depicted using the waterfall model, which follows a linear sequential flow. This implies that a phase of development can only start if the one before it is finished. The stages in this waterfall model do not cross over. [12]

Waterfall Model - Design

The Waterfall Approach was the first commonly used SDLC Model in software engineering to assure project success. The entire software development process is split into several phases using "The Waterfall" technique. Typically, the results of one step in this waterfall model serve as the input for the subsequent phases in turn. [13]

The following illustration is a representation of the different phases of the Waterfall Model.

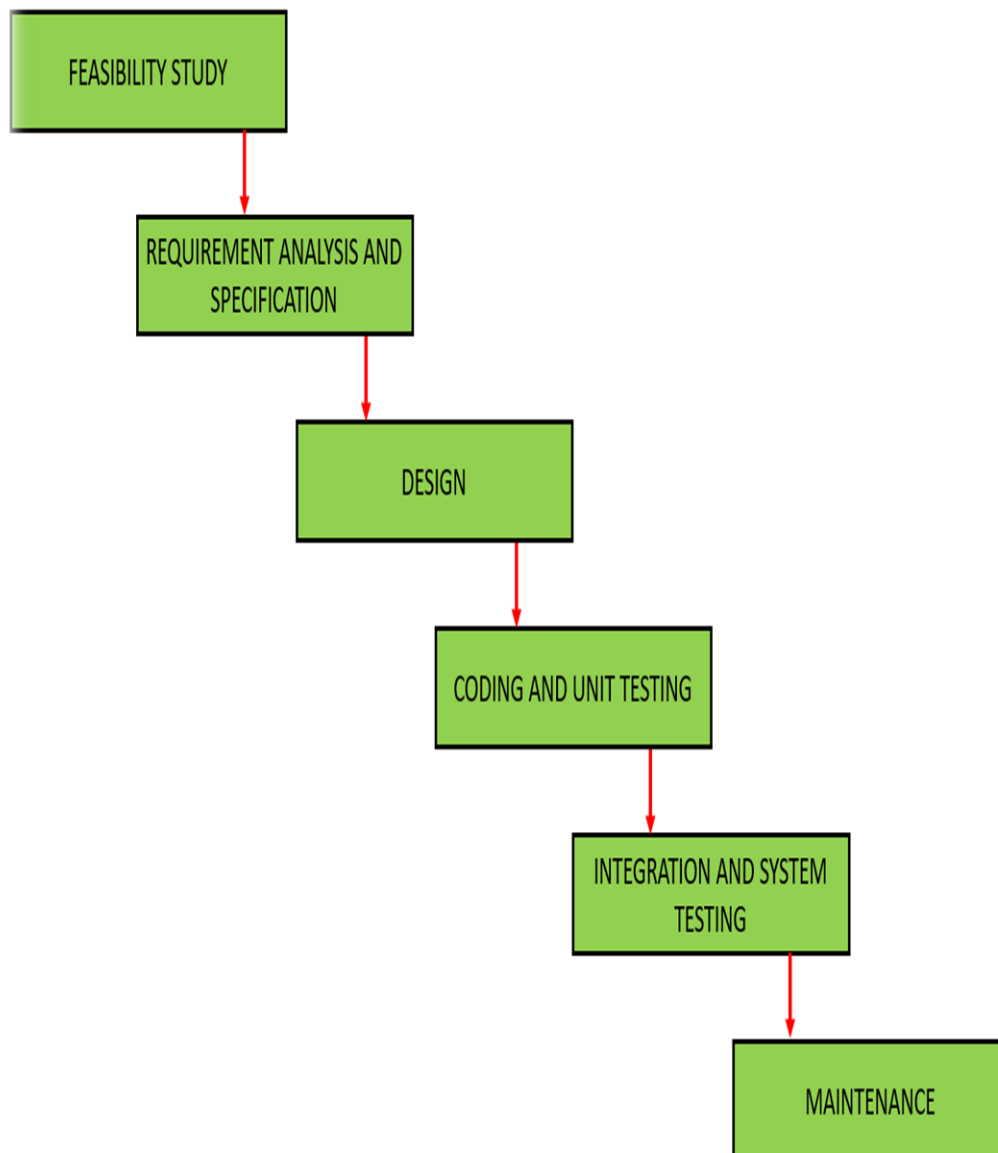


Figure 5.5: Waterfall Model

Advantage of Waterfall Model

The traditional waterfall mostly used for software development. It may be used as the foundation for various software development life cycle models because it is so basic.

Some of the main benefits of this SDLC methodology are listed below:

- This model is really straightforward and simple to comprehend.
- In this paradigm, each phase is processed separately.
- The model's stages are each precisely defined.
- The milestones in this paradigm are highly distinct and understandable.
- Process, activities, and results have been meticulously recorded.
- Teaches the principles of define before design and design before code.
- For smaller projects and those with clearly defined needs, this paradigm performs effectively. [12]

CHAPTER 6

Design Specification

6.1 Introduction

The design implementation of a Web-based online exam system is proposed in light of the issue that traditional paper exams or a single computer-based exam cannot satisfy the current teaching requirements for varied exams. The system's general architecture is designed by doing research centered around the fundamental functional requirements, employing software engineering, php, html, and a MySQL database. I wish to provide a positive environment because it is essential for learning. Users have an internet connection to use this system. [11] [2]

6.2 Front Page or Login UI Design

Our starting front page for student is a login page. In this login page students need to enter their login email and user password to login to exam panel.

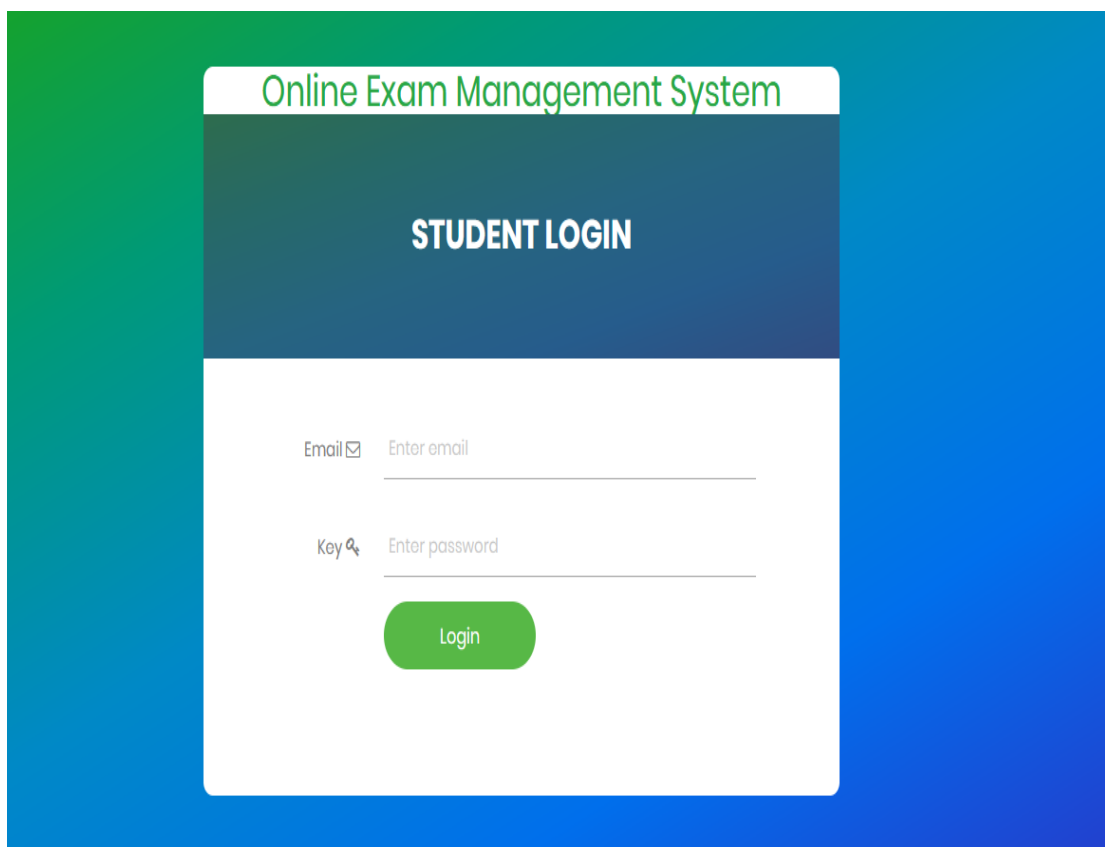


Figure 6.1: Starting Page

6.3 Students Dashboard

When a student logs in with the correct email and password provided by his registrar, he can see such a dashboard.

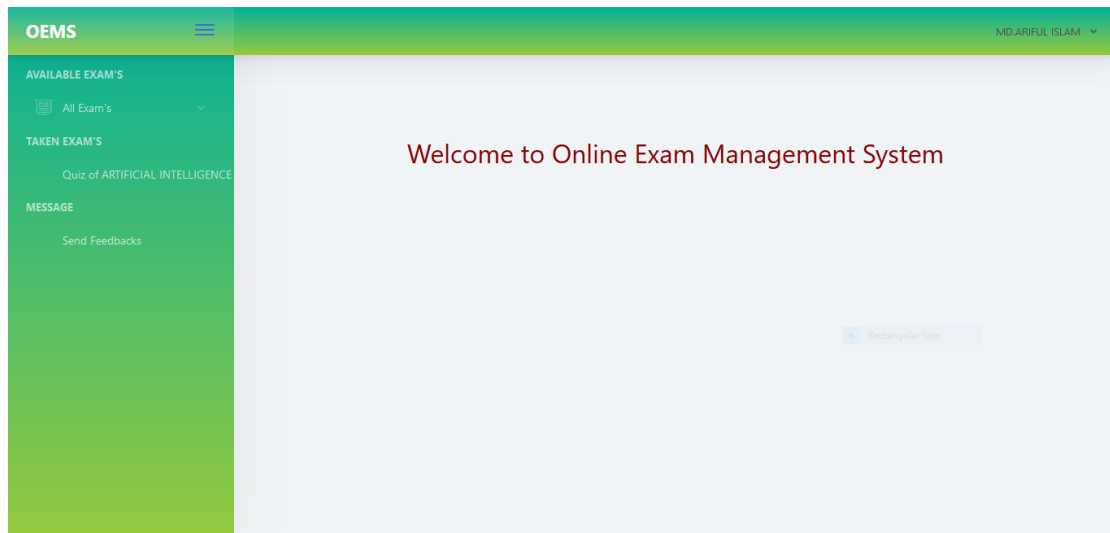


Figure 6.2: Students Dashboard

6.4 Starting Page for Teachers

Our teacher has different page is for login into admin panel to control everything on this system. They need username and password to login.

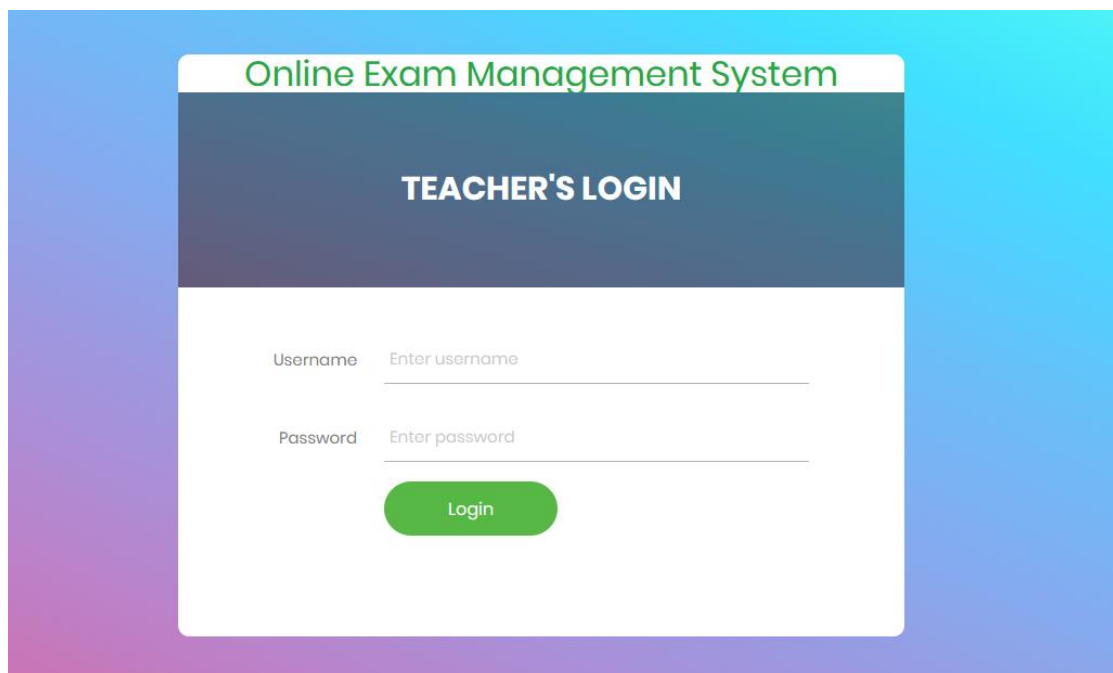


Figure 6.3: Teachers Login Page

6.5 Teachers Control Panel

By using this control panel teachers can control everything:

- Add new Student.
- Add new Exam Course.
- Add exam and set Question paper for selected course.
- Check Ranking of Students.
- All Examinee Result.
- Message from Examinee.

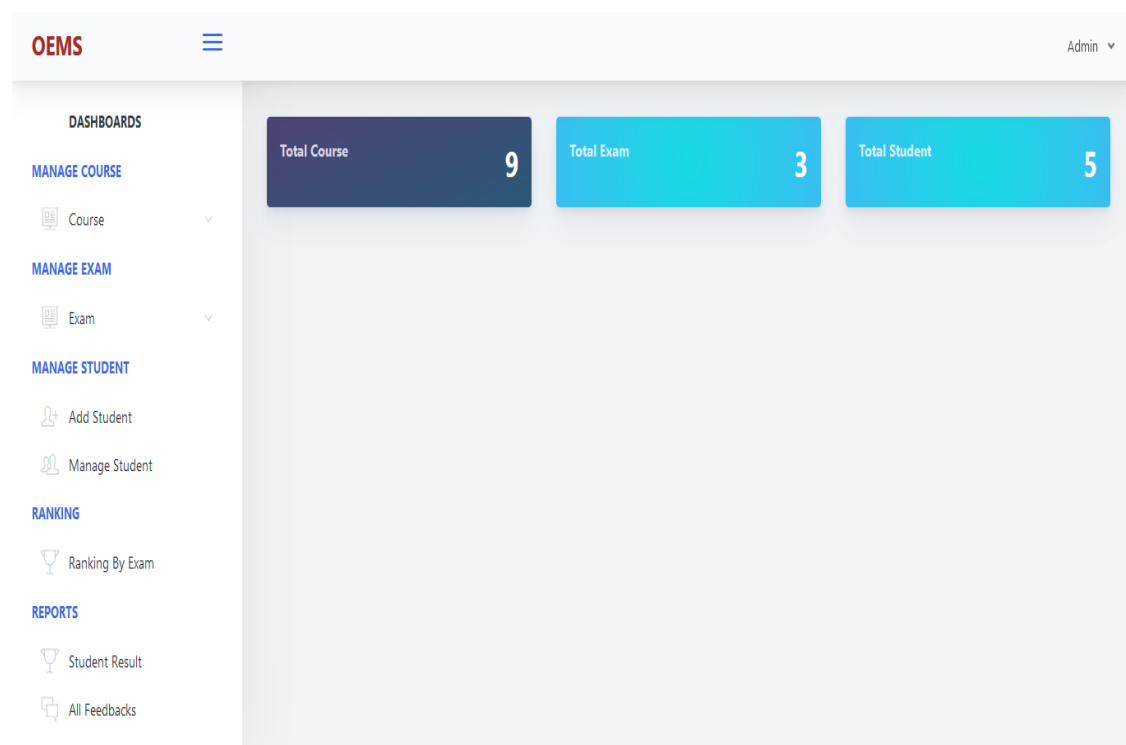


Figure 6.4: Teachers Control Panel

6.6 Adding New Question Set

In this page we can add as many questions as we wish. In display limit section we can update how many questions will show in exam paper we have to type the number and exam time limit. Question can be added anytime and any amount teacher wants.

For example:

Students needs to take a 20-mark MCQ exam. Then admin need to create 20 questions by clicking add question and make MCQ.

EXAM INFORMATION

Course
COMPUTER BASIC 1

Exam Title
Computer Basic 1

Exam Description
All basic knowledge.

Exam Time limit
40 Minutes

Display limit
40

[Update](#)

EXAM QUESTION'S 1

[Add Question](#)

Course Name	Action
<p>1.) What is PC?</p> <p>A - personal computer</p> <p>B - pocket computer</p> <p>C - none</p> <p>D - power circuit</p>	<p>Update</p> <p>Delete</p>




Figure 6.5: Adding New Question Page

6.7 Exam Result

All result will be shown in this page. In this page examinee name, Exam name, their score will be shown.

In score section how many correct answers between full questions will be shown.

STUDENTS RESULT

Students Name	Exam Name	Scores	Ratings
Sunny Sultana	Another Exam	2 / 5	40.00%
Sunny Sultana	Another Exam	2 / 5	40.00%
Nazmul Hossain	Duerms	1 / 2	50.00%
Nazmul Hossain	Duerms	1 / 2	50.00%
Rokia Yasmin	Another Exam	5 / 5	100.00%

Figure 6.6: Exam result page

6.8 Student's Ongoing Exam Page

In All exam's section from sidebar menu click subject name. Then a confirmation will ask if he/she will take exam for sure.

After they click confirm, exam will start. After done answering they need to click submit when exam is done.

The screenshot shows an online exam interface for 'Computer Basic 1'. At the top left, it says 'Computer Basic 1' and 'All basic knowledge.'. At the top right, it shows 'Remaining Time : 38:38'. Below this, there are four multiple-choice questions:

- 1.) ALU stands for
 Arithmetic Logic Unit Array Logic Unit
 Application Logic Unit None of above
- 2.) The brain of any computer system is
 ALU None of above
 CPU Memory
- 3.) Which of the following computer generation uses concept of artificial intelligence?
 First Generation Forth Generation
 Second Generation Third Generation
- 4.) What is PC?
 personal computer none
 pocket computer power circuit

At the bottom left, there is a yellow 'Reset' button, and at the bottom right, there is a blue 'Submit' button.

Figure 6.7: Students Ongoing Exam Page

6.9 Student's Personal Exam Result Page

This is a student personal exam result page. Here student can check answer and show their mark easily.

The screenshot shows the 'RESULT'S' page for 'Computer Basic 1'. At the top left, it says 'Computer Basic 1' and 'All basic knowledge.'. The main heading is 'RESULT'S'. Below this, there is a white box titled 'YOUR ANSWER'S' containing the following questions and answers:

- 1.) ALU stands for
Answer : Arithmetic Logic Unit
- 2.) The brain of any computer system is
Answer : CPU
- 3.) Which of the following computer generation uses concept of artificial intelligence?
Answer : Forth Generation
- 4.) What is PC?
Answer : personal computer

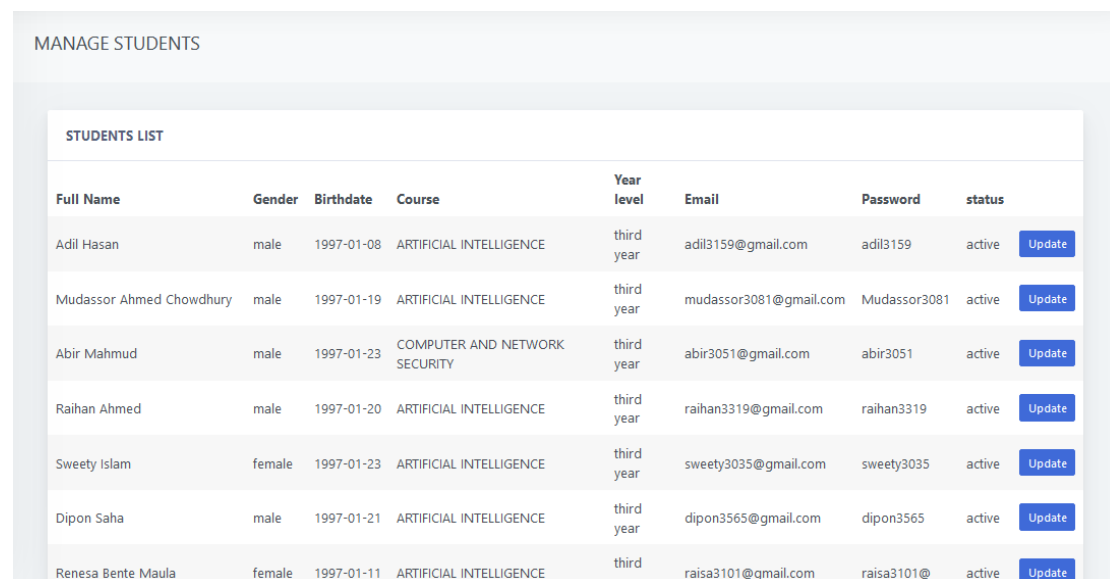
To the right of the answer box, there are two colored boxes showing the results: a purple box for 'Score 4 / 40' and a green box for 'Percentage 10.00%'.

Figure 6.8: Student Personal Result Page

6.10 Student's Details Page

The entire students that were registered by teachers will be shown here. In this page student's information can be updated. And if they want to take multiple exams that can also be changed.

Like, one student wants to take three exams of different subject, then that student's profile needs to change three time. Each time need to change course name and then click update.



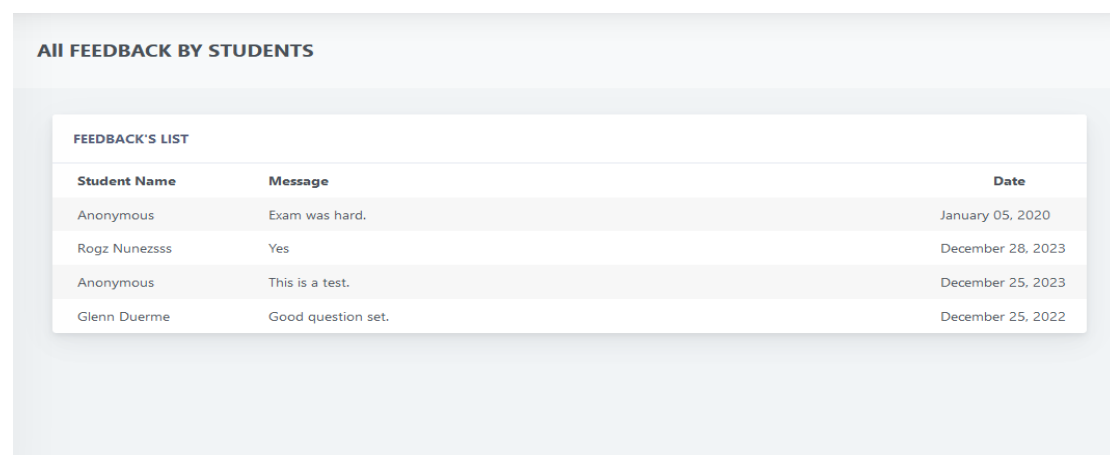
The screenshot shows a web interface titled 'MANAGE STUDENTS'. Below the title is a section labeled 'STUDENTS LIST' containing a table with the following columns: Full Name, Gender, Birthdate, Course, Year level, Email, Password, status, and an Update button. The table lists eight students with their respective details.

Full Name	Gender	Birthdate	Course	Year level	Email	Password	status	Update
Adil Hasan	male	1997-01-08	ARTIFICIAL INTELLIGENCE	third year	adil3159@gmail.com	adil3159	active	Update
Mudassor Ahmed Chowdhury	male	1997-01-19	ARTIFICIAL INTELLIGENCE	third year	mudassor3081@gmail.com	Mudassor3081	active	Update
Abir Mahmud	male	1997-01-23	COMPUTER AND NETWORK SECURITY	third year	abir3051@gmail.com	abir3051	active	Update
Raihan Ahmed	male	1997-01-20	ARTIFICIAL INTELLIGENCE	third year	raihan3319@gmail.com	raihan3319	active	Update
Sweety Islam	female	1997-01-23	ARTIFICIAL INTELLIGENCE	third year	sweety3035@gmail.com	sweety3035	active	Update
Dipon Saha	male	1997-01-21	ARTIFICIAL INTELLIGENCE	third year	dipon3565@gmail.com	dipon3565	active	Update
Renesa Bente Maula	female	1997-01-11	ARTIFICIAL INTELLIGENCE	third year	raisa3101@gmail.com	raisa3101@	active	Update

Figure 6.9: Student's Details Page

6.11 Student's Feedback Page

In student's panel there is an option for student to send teacher message, all the messages from the students will be show in this panel.



The screenshot shows a web interface titled 'All FEEDBACK BY STUDENTS'. Below the title is a section labeled 'FEEDBACK'S LIST' containing a table with the following columns: Student Name, Message, and Date. The table lists four feedback entries.

Student Name	Message	Date
Anonymous	Exam was hard.	January 05, 2020
Rogz Nunezsss	Yes	December 28, 2023
Anonymous	This is a test.	December 25, 2023
Glenn Duerme	Good question set.	December 25, 2022

Figure 6.10: Student's Feedback Page

CHAPTER 7

Implementation and Testing

7.1 Requirements for Implementation

We require some important elements for the implementation of our project. Without those elements, we are unable to operate our web program or web application as we would need to in order to accomplish our goal. Following the fulfillment of the prerequisites listed below, the implementation process will begin.

- Any Android Mobile / PC
- Linux Web Hosting

We will be testing with multiple php version within web hosting. We will check which php version will be able to run this web application system. [2]

7.2 Testing Table:

In Linux hosting server this app can be installed successfully. For that, from PHP 5.6 to PHP there will be no problem to deploy this exam management system. On PHP 8.0 some server has problem after deployment.

Table 1: Testing Table

Test case	Test upload	Android mobile/pc interface	Passed/ Failed	Testing Period
Php 8.0	Installation error	error	Failed	16-11-2022
Php 7.4	Installed successfully	ok	Passed	02.12.2022
Php 5.6	Installed successfully	ok	Passed	17.12.2022

CHAPTER 8

Conclusion and Future Scope

8.1 Discussion and Conclusion

Today, we are in the era of modernization, and we should be prepared for the changes that will take place in the next few years. The change in how tests are conducted can seem shocking and embarrassing, but it is possible with the right approach.

Having the right approach to online testing is very important, especially since a test score can indicate a significant part of a person's life. Therefore, ensuring that an online examination system is secure, relevant, accessible, and fair is crucial.

This new form of testing may seem intimidating, but change is always confusing and sometimes scary. Confusion lies in how we carry ourselves despite it.

Finally, in an online exam management system, we have developed this system over time to make the process of giving and taking exams simple and accessible to everyone, at any time and from any location. No need to worry about keeping copies of stationery and test sheets.

8.2 Future work and Further Development

We intend to expand the features of this web application. The future development of this system has a lot of potential to make it user-friendly.

First of all, we will add a homework submission option to our app. This way, students can submit their assignments online easily. Secondly, we want to add online book browsing support for students' chosen subjects.

REFERENCES

- [1] Learn about Online Exam Management System on Wikipedia, available at <<http://www.wikipedia.org/>>, last accessed on 06-10-2022 at 12:00 PM
- [2] Learn about Php Mysql, available at <<https://projectworlds.in/free-projects/php-projects/online-examination/>>, last accessed on 10-10-2022 at 11:00 PM
- [3] Learn about Thimpress, available at <<https://thimpress.com/>>, last accessed on 17-10-2022 at 02:00 PM
- [4] Learn about Google Forms, available at <<https://www.google.com/forms/about/>>, last accessed on 15-10-2022 at 03.45:00 PM
- [5] Learn about Ukessays, available at <<https://www.ukessays.com/essays/information-technology/online-examination-management-system.php>>, last accessed on 06-01-2023 at 12:00 PM.
- [6] Learn about use case, available at <https://en.wikipedia.org/wiki/Use_case/>, last accessed on 10-10-2022 at 6.45 PM
- [7] Learn about Exam Professor, available at <<https://www.examprofessor.com/>>, last accessed on 18-10-2022 at 9.45 AM
- [8] Learn about ClassMarker, available at <<https://www.classmarker.com/>>, last accessed on 20-10-2022 at 10.30 AM
- [9] Learn about Codunite, available at <<https://www.codunite.com/Online-Examination-Software.html>>, last accessed on 23-11-2022 at 11.00 AM
- [10] Learn about Online Exam Management System on Free Project, available at <<https://www.freeprojectz.com/project-report/194>>, last accessed on 05-12-2022 at 10.10 PM
- [11] Learn about UI Design, available at <<https://github.com/mayuri339/Online-examination-system-project-in-php>>, last accessed on 20-12-2022 at 11.00 PM
- [12] Learn about Waterfall model, available at <https://www.geeksforgeeks.org/software-engineering-classical-waterfall-model/>, last accessed on 05-12-2022 at 12.10 AM
- [13] Learn about Waterfall model, available at <https://www.tutorialspoint.com/sdlc/sdlc_waterfall_model.htm>, last accessed on 05-12-2022 at 12.40 AM
- [14] Learn about ER Diagram, available at <<https://www.javatpoint.com/>>, last accessed on 06-12-2022 at 11.00 AM
- [15] Learn about ER Diagram, available at <<https://asq.org/quality-resources/flowchart>>, last accessed on 06-12-2022 at 4.00 PM
- [16] Learn about Online Exam Manage Process, available at <<https://www.epravesh.com/blog/top-4-challenges-manage-online-exam-process/>>, last accessed on 09-11-2022 at 7.00 PM

Plagiarism Report

Feedback Studio - Google Chrome
ev.turnitin.com/app/carta/en_us/?student_user=18&u=1141050431&lang=en_us&a=1984947747&s=1

feedback studio | Md Ariful Islam | Online Exam Management System

Match Overview

24%

Match 1 of 1

1	www.ukessays.com Internet Source	6%
2	Submitted to National ... Student Paper	3%
3	dSPACE daffodilvarsity... Internet Source	2%
4	Submitted to Intercolle... Student Paper	2%
5	Submitted to Asia Paci... Student Paper	1%
6	Submitted to Icon Colle... Student Paper	1%
7	Submitted to University... Student Paper	1%

3 TABLE OF CONTENTS
Article Error

CONTENTS
Dup.

Board of Examiners
Declaration
Acknowledgements
Abstract
Table of contents
List of figures
List of Tables

PAGE
Article Error

i Proper Noun
ii
iii
iv
v-vii
viii
ix

Chapters
Chapter 1: Introduction
1-5

Page: 1 of 35 | Word Count: 4877 | Text-Only Report | High Resolution On