

A WEB-BASED SYSTEM FOR SCHOOL MANAGEMENT

By

Nazma Akter
ID: 143-15-4267

This Report Presented in Partial Fulfillment of the Requirements for the Degree of Bachelor of Science in Computer Science and Engineering.

Supervised By

Nazmun Nessa Moon

Assistant Professor
Department of CSE
Daffodil International University

Co-Supervised By

Dr. Farnaz Narin Nur

Assistant Professor
Department of CSE
Daffodil International University



DAFFODIAL INTERNATIONAL UNIVERSITY

DHAKA, BANGLADESH

07 May 2018

APPROVAL

This project titled “**A Web Based System for School Management**”. Submit by **Nazma Akter**, ID No: **143-15-4267** to the Department of Computer Science and Engineering, Daffodil International University, has been accepted as satisfactory for the partial fulfillment of the requirements for the degree of B.Sc.in Computer Science and Engineering and approved as to its style and contents. This presentation has been held on 07 May 2018.

BOARD OF EXAMINERS



Dr. Syed Akhter Hossain

Professor and Head

Department of Computer Science and Engineering
Faculty of Science & Information Technology
Daffodil International University.

Chairman




Dr. Sheak Rashed Haider Noori

Associate Professor

Department of Computer Science and Engineering
Faculty of Science & Information Technology
Daffodil International University.

Internal Examiner




Md. Zahid Hasan

Assistant Professor

Department of Computer Science and Engineering
Faculty of Science & Information Technology
Daffodil International University.

Internal Examiner



Dr. Mohammad Shorif Uddin

Professor

Department of Computer Science and Engineering
Jahangirnagar University

External Examiner

DECLARATION

I hereby declare that, this project report is prepared by me, **Nazma Akter, ID No: 143-15-4267** to the Department of Computer Science and Engineering, Daffodil International University, under the Supervision of **Nazmun Nessa Moon, Assistant Professor, Department of CSE, Daffodil International University** and Co-supervised of **Dr.Farnaz Narin Nur,Assistant Professor, Department of CSE, Daffodil International University**

I also declare that neither this project report nor any part of this project report has been submitted elsewhere for award of any Degree or Diploma.

Supervised by:



Nazmun Nessa Moon

Assistant Professor

Department of Computer Science and Engineering
Daffodil International University

Co-Supervised By:

Dr. Farnaz Narin Nur

Assistant Professor

Department of Computer Science and Engineering
Daffodil International University

Submitted by:



Nazma Akter

ID: 143-15-4267

Department of Computer Science and Engineering
Daffodil International University

ACKNOWLEDGEMENT

At first I express my heartfelt thanks & express almighty Allah for his delightful blessing makes achievable to complete this project effectively.

To make a report and deal with a practical world is not so easy work if not get support by others.

I am grateful & willing my reflective my gratitude to **Nazmun Nessa Moon, Assistant Professor**, Department of CSE, Daffodil International University, Dhaka. She guided me to finish this task successfully. His continuous persistence, academic control, frequent support, steady and active direction, productive analysis, precious opinion, evaluation all substandard summary and correct them at every stapes to finished it achievable to entire the Project.

I convey my sincere gratefulness to **Dr. Syed Akhter Hossain, Professor & Head** of the Department of Computer Science & Engineering; I cannot finish my project without his help & other faculty member & Staff of Computer Science & Engineering department of Daffodil International University.

And lastly but immensely express my utmost gratitude to my parents for their love and support, affection and inspiration.

ABSTRACT

This project “**A Web Based System for School Management**” focuses on web development and design for school management system. I create a website for school management system. To build the project I develop a plan, I collect the data, design the website and developed it. In this project I am trying to give the idea about management system of school this will be help for maintain school management. The project also provides some services about school website. In this website student got their update notice in homepage. They also got their result & routine on the link of download button. Student should know their payment status on admission button. I have use adobe Dreamweaver CS6 tools, HTML, CSS, ADOBE PHOTOSHOP, JAVASCRIPT to design the website layout and XAMPP server, MySQL, PHP to develop the website. I get some valuable learning experiences from this project. This project is inspiring me to do other project about development. This experience will help me in my future work.

TABLE OF CONTENTS

CONTENTS	PAGE NO
Approval	i
Declaration	ii
Acknowledgement	iii
Abstract	iv
CHAPTER	
CHAPTER 1: INTRODUCTION	(7-9)
1.1 Introduction	7
1.2 Motivation	7
1.3 Objectives	8
1.4 Expected outcome	8
1.5 Report Layout	9
CHAPTER 2: BACKGROUND	(10-12)
2.1 Introduction	10
2.2 Related works	10
2.3 Comparative studies	11
2.4 Scope of the problem	11
2.5 Challenges	12
CHAPTER 3: REQUIREMENT OF SPECIFICATION	(14-21)
3.1 Business Process modeling	14
3.2 Requirement collection & analysis	16
3.3 Use case Modeling and description	17
3.4 Logical data model	19
3.5 Design Requirements	21

CHAPTER 4: DESIGN SPECIFICATION	(22-41)
4.1 Front-end Design	22
4.2 Back-end Design	22
4.3 Interaction Design and UX	23
4.4 Implementation requirements	23
CHAPTER 5: IMPLEMENTATION AND TESTING	(42-44)
5.1 Implementation of Database	42
5.2 Implementation of Front-end Design	42
5.3 Implementation of Interaction	43
5.4 Testing Implementation	43
5.5 Test Results and reports	44
CHAPTER 6: CONCLUSION AND FUTURE SCOPE	46
6.1 Discussion and conclusion	46
6.2 Scope of Further Developments	46

REFERENCES	47
APPENDICES	48
APPENDIX A: Project Reflection	48
APPENDIX B: Related Diagrams	48

LIST OF FIGURES

FIGURES	PAGE NO
Figure 3.1: Business process modeling with login process and admission process	14
Figure 3.2: Business process modeling with pay process and exam process	15
Figure 3.3: Use case modeling	18
Figure 3.4: Logical data model of system.	19
Figure 3.5: ER Diagram of project.	20
Figure 4.1: Setup XAMMP Version 7.1.11(64 bit)	24
Figure 4.2: Install XAMMP Server	25
Figure 4.3: Table list of a Database 1.	26
Figure 4.4: Table list of a Database 2.	27
Figure 4.5: Home page of Bright star school.	29
Figure 4.6: About Section of Home page.	30
Figure 4.7: Principal message of Bright Star School.	31
Figure 4.8: Admission panel page of Bright Star School	32
Figure 4.9: Dashboard.	33
Figure 4.10: Student Registration	34
Figure 4.11: Student List of Bright Star School.	35
Figure 4.12: New Subject Entry From.	36
Figure 4.13: Subject Entry From.	36
Figure 4.14: Notice Entry From	37

Figure 4.15: Notice List of Brighter School.	37
Figure 4.16: Routine Entry From.	38
Figure 4.17: Course Section of Brighter School.	38
Figure 4.18: Course Group of Bright Star School.	39
Figure 4.19: Course Exam of Bright Star School.	39
Figure 4.20: Bright Star School Batch List	40
Figure 4.21: Human Resource & Position.	40
Figure 4.22: Password Change System.	41

LIST OF TABLES

TABLE	PAGE
Table 3.1: Requirement collection & analysis	16
Table 5.1: Test case of testing implementation	43

CHAPTER 1

INTRODUCTION

1.1 Introduction

The project experience is designed to provide students working towards certificates or Corrections with an opportunity to develop insight into the practical application of academic knowledge.

I think that part of the explanation schools accept SMS haven't details steady development in student result is the calculated outcomes correspond to only some of the school's goals. To look at this problem I am evaluate the goals get by schools in a large city region to the goals for SMS create in the text. This site has a summary of my results about the prospect for the School management System & my examine remarks for mention object. I have also incorporated notes for extra item that were pertinent in count; I have built-in relations to other web sites that may be helpful for study School Management System.

1.2 Motivation

- Gain practical knowledge about website design.
- Gain practical knowledge about website development
- Gain practical knowledge about various programming language, Web Server and database.
- Gain working experience in practical life.
- Improve communication skills.
- Knowledge of key professionals.
- Improve analytical and research skills.
- Open issue: Managing the information electronically.
- Goals: managing information on students, employees ,teaching processes etc

1.3 Objectives

- To make easily communicate with students & Guardians.
- To easily collect information about student, parents, teachers & school notice.
- To create strong and secret database that allows for any connection in a secret way.
- To build a time saving system.
- To make a cost efficient system.

1.4 Expected outcome

The School Management System software computerize the case of life cycle of student from admission Pass-out, continue academic records, make easy teamwork, and let school to gather fees behavior exams print account cards.

PHP known as a widely used open source common point for scripting language which is mainly suited for server scripting language which designed for web development & turn to entrench into HTML.

I used PHP tool in my project as front end of the online rental information & MySQL should be used my back end system.

Relational database management system (RDBMS) is the most usually open-source & MySQL is the next usually used relational database management system (RDBMS). In web applications MySQL is a most admired option of database. PHP known as object-oriented scripting language & MySQL known as relational database management system.

In the other hand I used the CSS, BOOTSTRAP, & JAVA-SCRIPT for designing web page purpose. I create my project with raw PHP.

If anyone can use of my school management system at the time of learning supports, I can modernized & controlled my school system so that anyone can methodically work to achieve following outcomes:

- categorize and address barriers that affect teaching and learning
- Slowly force school climate
- add to the resources available to students and their families
- enhance the rate of graduation
- Re-engage cut off students
- Increase school-family-community teamwork

This strategy is very consistent with material based programming.

1.5 Report Layout

In this report, I have organized the rest of part as follows, I have discussed about application background with related works, comparative studies, Scope of the Problem, Challenges in chapter 2. Then in chapter 3, I described about Business Process Modeling, Requirement Collection and Analysis, Use Case Modeling and Description, Logical Data Model, Design Requirements. In chapter 4, I have conversed about design and Implementation. In this section, I have deliberated about Front-end Design, Back-end Design, Interaction Design and UX, Implementation Requirements. After that in chapter 5, I have discussed about Implementation of Database, Implementation of Front-end Design, Implementation of Interactions, Testing Implementation, Test Results and Reports. Finally, I have concluded the report with future scopes in chapter 6.

CHAPTER 2

BACKGROUND

2.1 Introduction

The main goal of this project is to design and implementation the “**A Web Base System for School Management**”. Education system is the strength of character for each state. And therefore it is vital to make available a well-built educational base for the youthful invention to make sure the progress of flexible worldwide nation protected the hope for one and all.

School Management System(SMS) works as a registered student, producing result, producing notice, producing official transcript, preparing timetable & creating dissimilar information for Lecturer, Parents, administrators and additional.

Automation likes consumption of skill to change person among engine that can execute extra hastily & more constantly.

2.2 Related works

In internet, there is many similar web application or website. Some of them are under below:

2.2.1. Adamjee Cantonment Public School

Adamjee Cantonment Public School is single of the majority impressive and significant learning organization in Dhaka & situated in the middle of Dhaka Cantonment, including of 05 acres of territory. Al-Haj Gul Mohammed established the school in 1960. They have also a school management system. But they not maintained it regularly & not updated.

2.2.2. Bangladesh International School and College (BISC)

Bangladesh International School & College (BISC), previously **Bangladesh International School (BIS)** a classified school & situated at Moakhali (New DOSH) in Dhaka. In 1995 the school was established to give edifying services in English. Brigadier General Md. Zahedur Rahaman is the current Chairman of BISC. They also maintain a school management system. In this web site they cannot focus the content & gather the information at a glance system this is so boring.

2.2.3. Fedena

Fedena handling records with open-source school administration software. Fedena proffer unrestricted management & for logins student should be use their system, all along with limitless lessons & batches. Ruby on Rails developed this system, for this school administrator without difficulty modify the code for school requirements. Human resources, a calendar, economic management, exam management & student/parent logins all are included in this system.

Fedena is a complimentary edition of school management software. At the time evaluate, it found & clear that this version is lacking in a number of characteristics, as well as stock, institution information, register, & regulation.

2.3 Comparative studies

There will be two type of user in this website. One is the “Admin”, another is the “Student”. Each of them will have their own ID and password. That means each one will get different access privileges. For doing these the new system will provide the following facilities:

- ❖ At beginning of the region, signifying its consequence and importance of future.
- ❖ An Indication of the available research, Quantity, Type & quality.
- ❖ Detection and conversation of key examine papers & result.
- ❖ Promising communication at that time.
- ❖ Proposal as to main concern part, subject, & rising technologies for prospect study.
- ❖ Elected study for prospect analysis.
- ❖ Appendix offer ideas & review wrap up with the list of references in this report.
- ❖ Important resource & field for related text.

2.4 Scope of the problem

- Since the system is a web base site, security is a very important issue. If security is compromised then it would be a great problem.
- It is an open platform where all users can interact easily.
- Student can easily create account and log in then they can get access.
- Admin can distribute all student access for post and view.
- No Redundancy
- In our proposed system we ensure information will not be repetitive somewhere, at storage space. These should be confirming and makes sure of our database.
- There are so many problems in manual system in instant storage spaces at the time of large amount of store. But in my system I tried to avoid this kind of problem.

About this Project

- ❖ This is simple, safe and secure method that takes minimum period of time.
- ❖ By developing application which will be solution of this problem. The Administration panel will maintain this application.

2.5 Challenges

- ❖ To collect data.
- ❖ Ensure that bar code Identity is unique.
- ❖ To find out algorithm for processing Data.
- ❖ Ensure security for the Student.
- ❖ Ensure that student id will count automatically
- ❖ Ensure that a student id cannot repeat.
- ❖ Ensure that student id will increment as appropriate candidate
- ❖ Ensure that result cannot published before complete the semester.
- ❖ Ensure that student cannot update profile without confirmation of the admin.

- ❖ Admin must define student can get access or not.
- ❖ Admin maintain the whole database and save to unauthorized access.
- ❖ Individual post is shown to all.

CHAPTER 3

REQUIREMENT OF SPECIFICATION

3.1 Business Process modeling

Business process modeling is regulation in process management; which uses different methods to discover, analysis, measurement, improvement, optimization and the discover of automated business process. To easily analyze I divided the BPM (Business Process Modeling) in to two picture.

In the 1st picture here is two part, login process & admission process. In the login process admin enter user name & password for login. In the other hand staff also login by using user name & password. In the login process make sure user name, password & explain message it right or not.

In the admission process student fill the form for admission & get admission as a student. On the other hand staff submits staff details & get job as a staff. Business process modeling with login process and admission process are in the following figure 3.1:

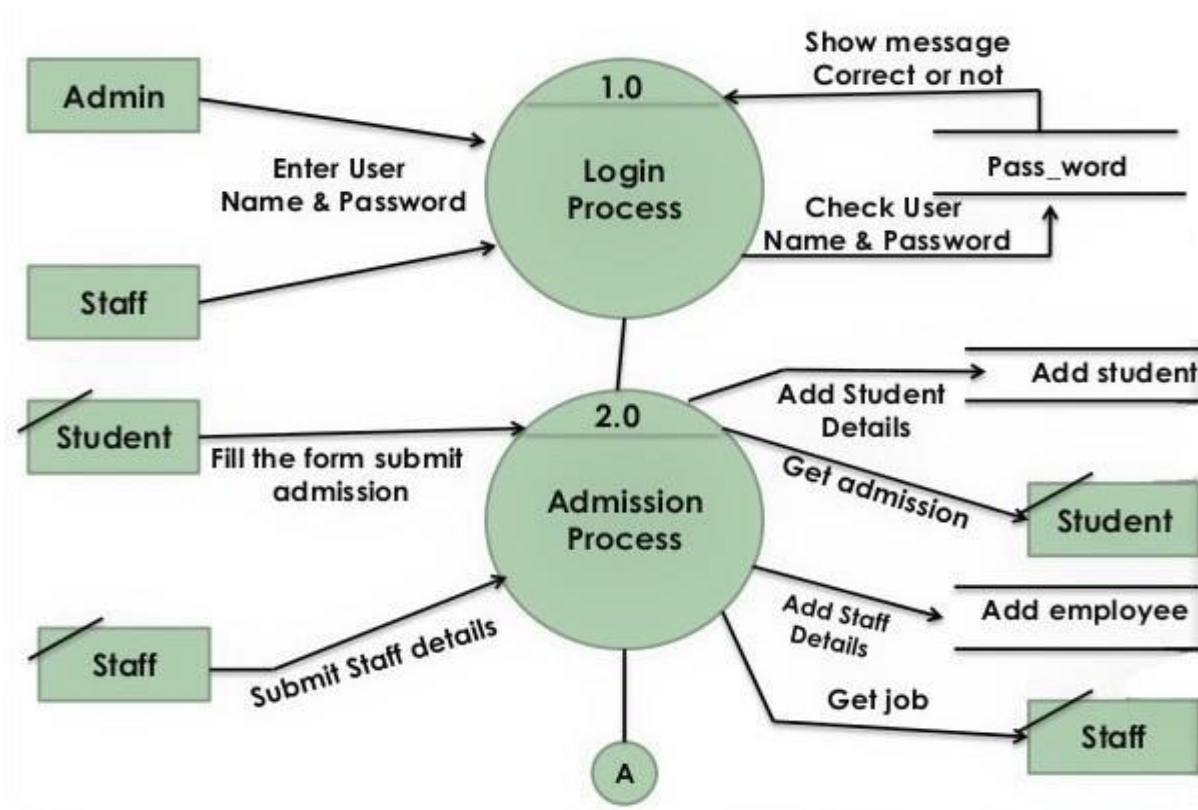


Figure 3.1: Business process modeling with login process and admission process

In the 2nd picture here is also two parts, Pay Process & Exam Process. In the pay process student pay fees with details & get fees receipt on the other hand pay process insert fees & payment details. Student can see anytime anywhere their fees & payment details.

In the exam process admin provide exam details, staff give exam timetable details in the exam process for student. Admin insert the exam timetable in the exam process for student & staff. Finally staff & student can see the exam timetable details. Business process modeling with pay process and exam process are in the following figure 3.2:

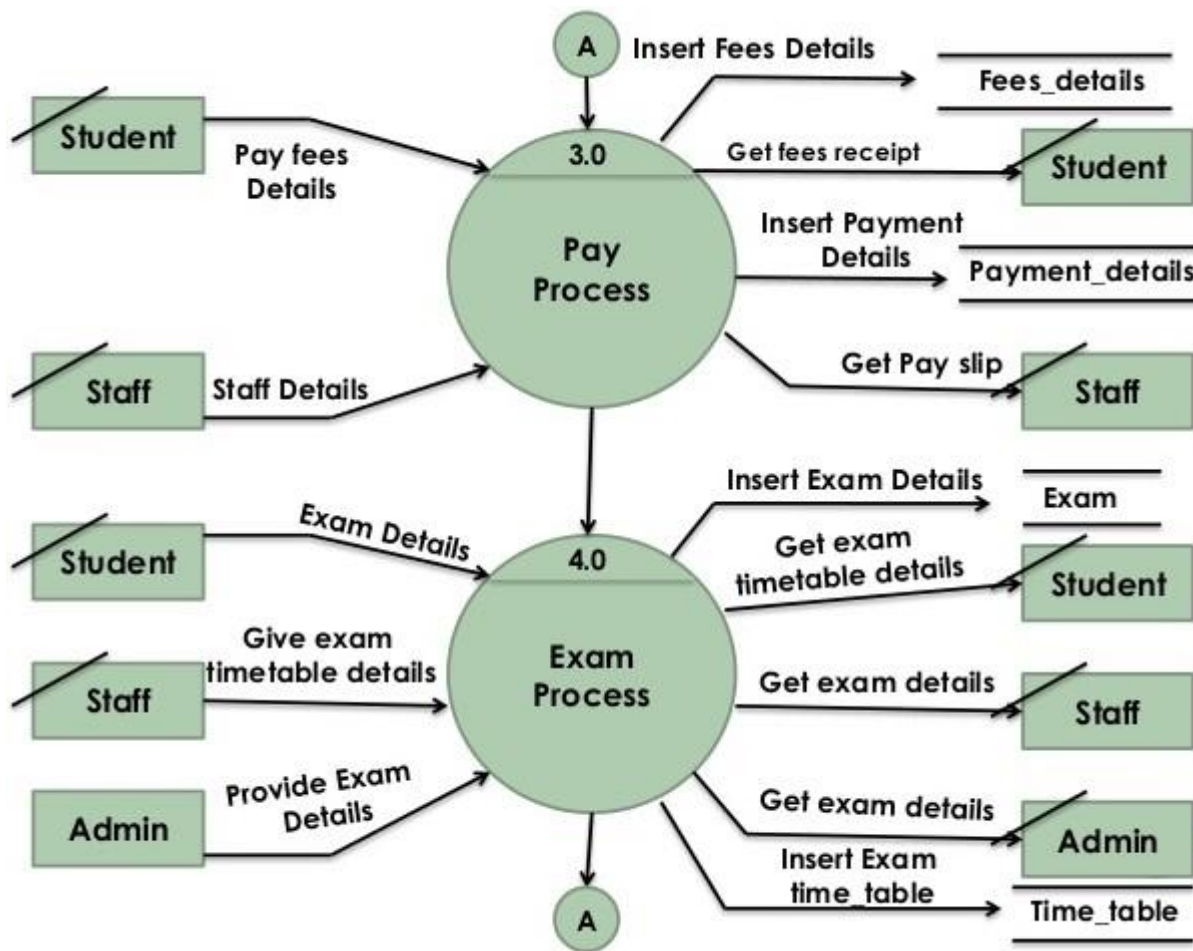


Figure 3.2: Business process modeling with pay process and exam process

3.2 Requirement collection and analysis:

There are some basic requirements collected during implementation of the software and in the data collection. Here are some given below in table 3.1:

Table: 3.1: Requirement collection and analysis

SL No.	Requirement Name	Analysis of required
1	Student Login	In this system students must be login.
2	Registration student	This system permits you to register/accept a new student.
3	Student Subject and classes	On the system the student class is maintained and given in the given class.
4	Student outcome	The system maintains the record of the subjects of the special category.
5	Class fees of student	The system maintains different type of classes in the class.
6	Teacher work	The system helps the teacher to build a record of students like the whole class, mid-term and final test marks.
7	Principal	The system allows students, fees and staff to see the full record of data and performance.

3.3 Use case modeling and description

Use case diagrams are used as diagrams of behaviors commonly used to determine whether some system or systems should work in some systems or system with the help of one or more external users of the system.

Use case diagram for school management system is shown below. At the same time, different actors have been described as follows:-

Actors:- Admin, Faculty, Students.

Matching use cases for these actors are:-

Admin: Login, logout, add faculty, user profile, manage student groups, student registration, manage test, showing result.

Faculty: Login, logout, user profile, manage student groups, manage test, add mark, check papers.

Student: Student login, logout, user profile, appears for test, result.

Use a use case diagram following the figure 3.3:

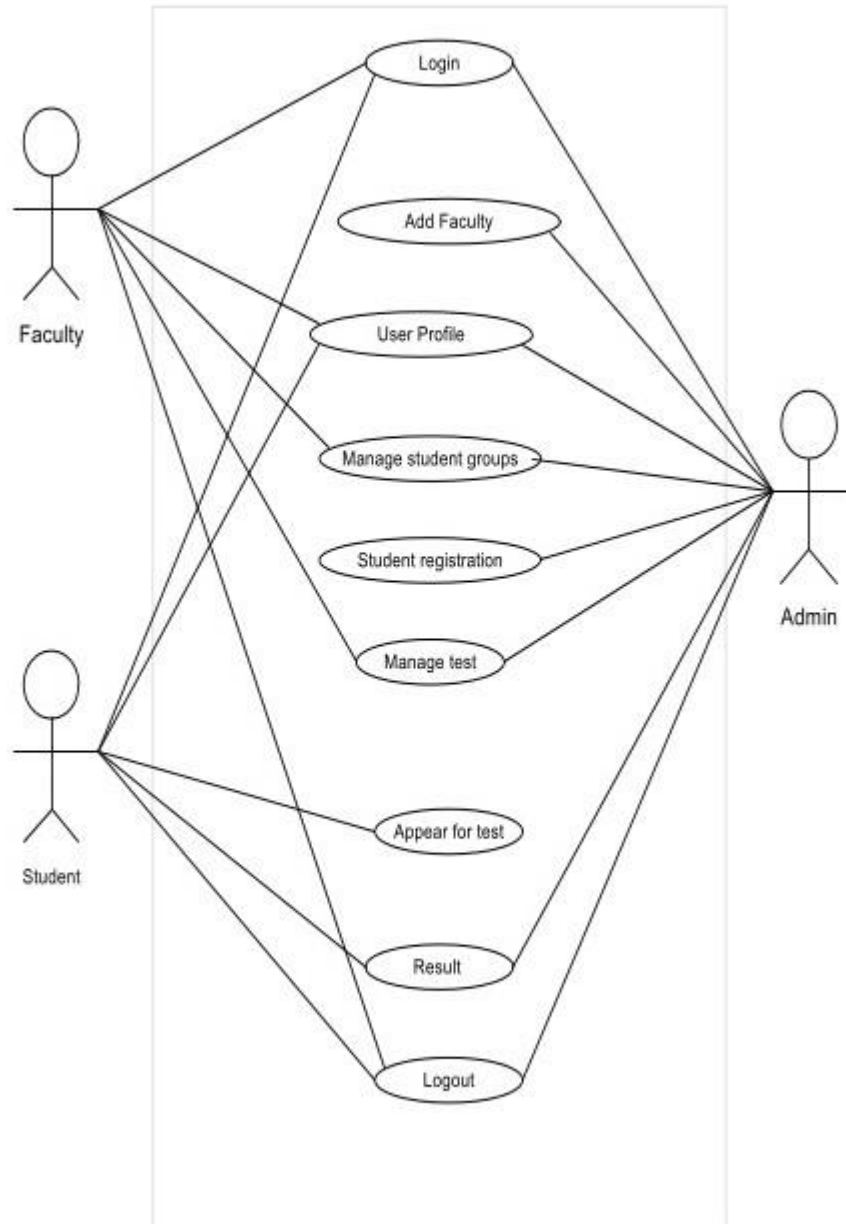


Figure 3.3: Use case modeling

3.4 Logical data model

Logical data model for school management system is shown below.

Different classes of systems are:

School: Subjects, routines, batches, results, notices, photos, exam, group, content group.

The logical data model for school management system is shown figure 3.4:



Figure: 3.4: Logical data model of system

ER Diagram of the Project

This is the Bright Star School ER Diagram this diagram shows the entity and attribute. Student and exam have a relationship because student gives exam. Section and Routine also have a relationship. Exam and result have a relationship. And subject and result have a relationship because which subject you pass the exam.

The ER Diagram of the project in following figure 3.5.

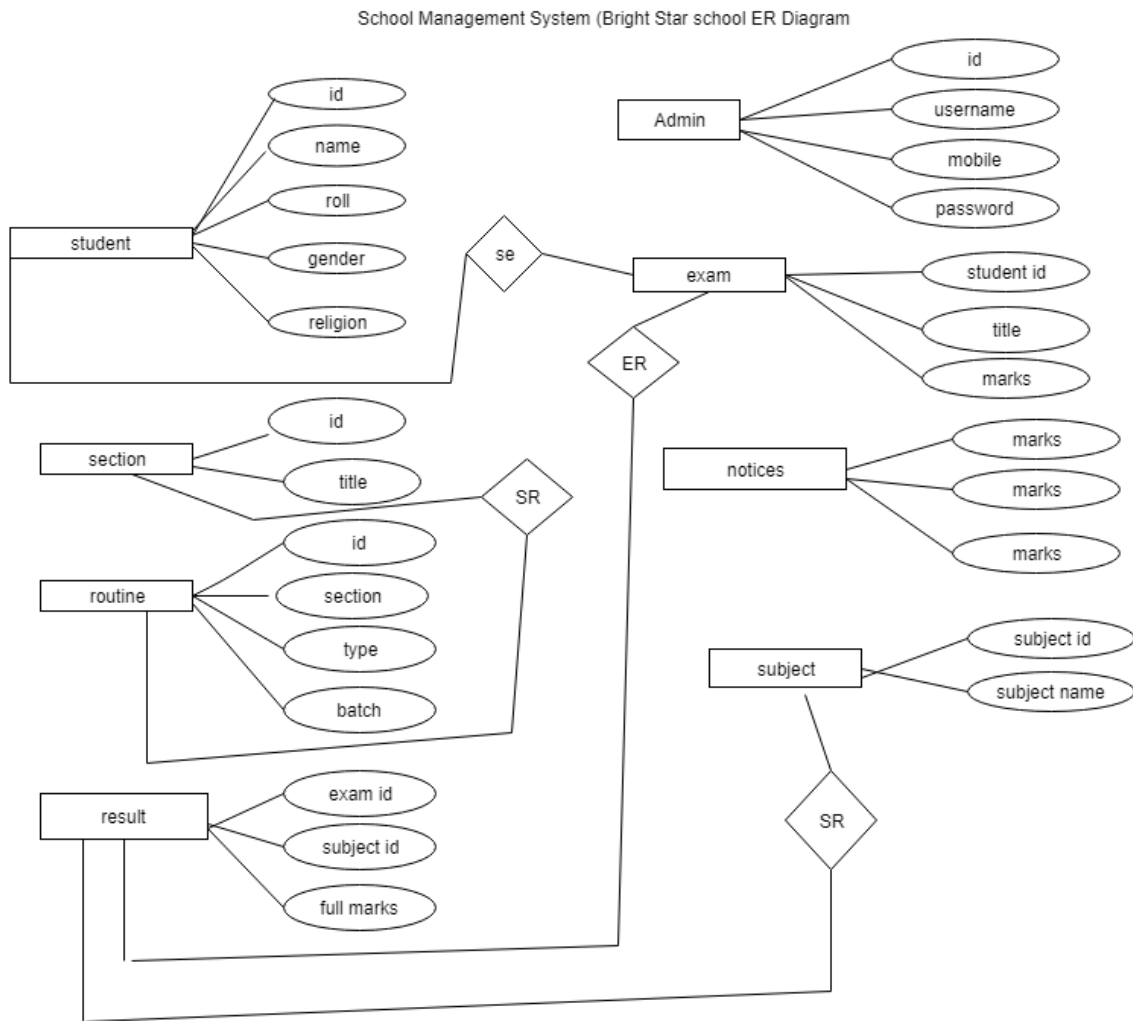


Figure: 3.5: ER Diagram of project

3.5 Design Requirements

My system is followed totally dynamic web based rule. In this system, we used some web programming language are HTML, CSS, Java Script. We use MYSQL database server. This project mainly using to Laravel Frame work.

- ❖ HTML is a markup language use to composition text and multimedia documents and to set up hypertext links among documents, used at length on the World Wide Web. The purpose of a web browser is to read HTML documents and compose them into visible or audible web pages.
- ❖ CSS locate for cascading style sheets. The styles classify how to show the HTML elements.
almost all websites on the internet's on the internet use css this permit websites developers to give style updates. If you make use of an outside style sheet and you would similar to transform the background this can be complete to a certain extent quickly.
- ❖ JavaScript is the programming language of HTML and the Website. JavaScript is simple to study. JavaScript is one of the three foundation technologies of World Wide Web content production. It is used to build web pages interactive and give online programs, counting video games. The greater part of websites employ it, and all current web browsers maintain it without the required for plug-in by income of a built-in Java Script engine.
- ❖ Laravel is a web submission construction with open, graceful syntax. We believe development should be a pleasurable, imaginative skill to be justly satisfying. Laravel attempts to get the hurt out of development by reduction common tasks used in the greater part of web projects, such as confirmation, routing, sessions, and caching. Laravel aims to create the development procedure a enjoyable one for the developer without let go application functionality. Happy developers make the best code.

CHAPTER 4

DESIGN SPECIFICATION

4.1 Front-end Design

Front-end users design with everything, counting design and some languages similar to **HTML and CSS**. Front-end design is the representation of software. This is the way of interaction way between the users and the servers. Front-end design is known as a client-side development. In the most aspect of a software development the most important part is to design the front-end. We created a simple front-end design for the users to co-operate with the software easily.

4.2 Back-end Design

The "server-side" on the whole works, updates and changes the site. It refers to everything that users can't observe in the browser, similar to databases and servers. Generally people who work on the server-side are called programmers or developers. Back-end developers are more often than not concerned about the security, structure and content of school management. It is the most crucial part of software. The whole system depends on it. In back-end there are many factors consists like the scripting languages or the server-side language, automated framework, database management, security, authentication, authorization, data parsing, data validating, data backups and so on. I developed "Online" using Raw PHP, in here all the logical thing and the hosting site provide us the MySQL database for saving the data information and the work flow of the software.

4.3 Interaction Design and UXnnnnn

I designed this web software using bootstrap framework and font awesome. Those two helps us to design a better visual for the users and it is also responsive in many formats.

“The process of enhancing user satisfaction with a product by improving the usability, accessibility, and pleasure provided in the interaction with the product”. “Designers focus on creating engaging web interfaces with logical and thought out behaviors and actions. Successful interactive design uses technology and principles of good communication to create desired user experiences”.

4.4 Implementation requirements

- The design needed to implement in web programming language PHP with Raw PHP.
- Preferred Database is MySQL
- Schedule wise backup from server (Both source code and Database).
- Failed log in needed to store in database.
- SQL injection needed to protect with string escaping.
- Form validation needed using java-script before server site validation.
- CROSS-SITE-SCRIPTING needed to verify.
- Unauthorized attach needed to prevent with maximum attach limit.
- Invalid data input should display error message.
- For specific design Query needed to be implemented.
- In front end design bootstrap framework is needed.
- For visual aspect different types of fonts and icons are collected from Google font and font awesome.

Install XAMMP Server

The XAMMP (Windows, Apache, MySQL, FileZilla, Mercury and Tomcat) is all in one packages, which installs the basic programs. I will need a local host running and to be able to build and run PHP scripts.

I installed **XAMMP Version 7.1.11(64 bit)** in my computer with windows 10. Following the Figure 4.1.

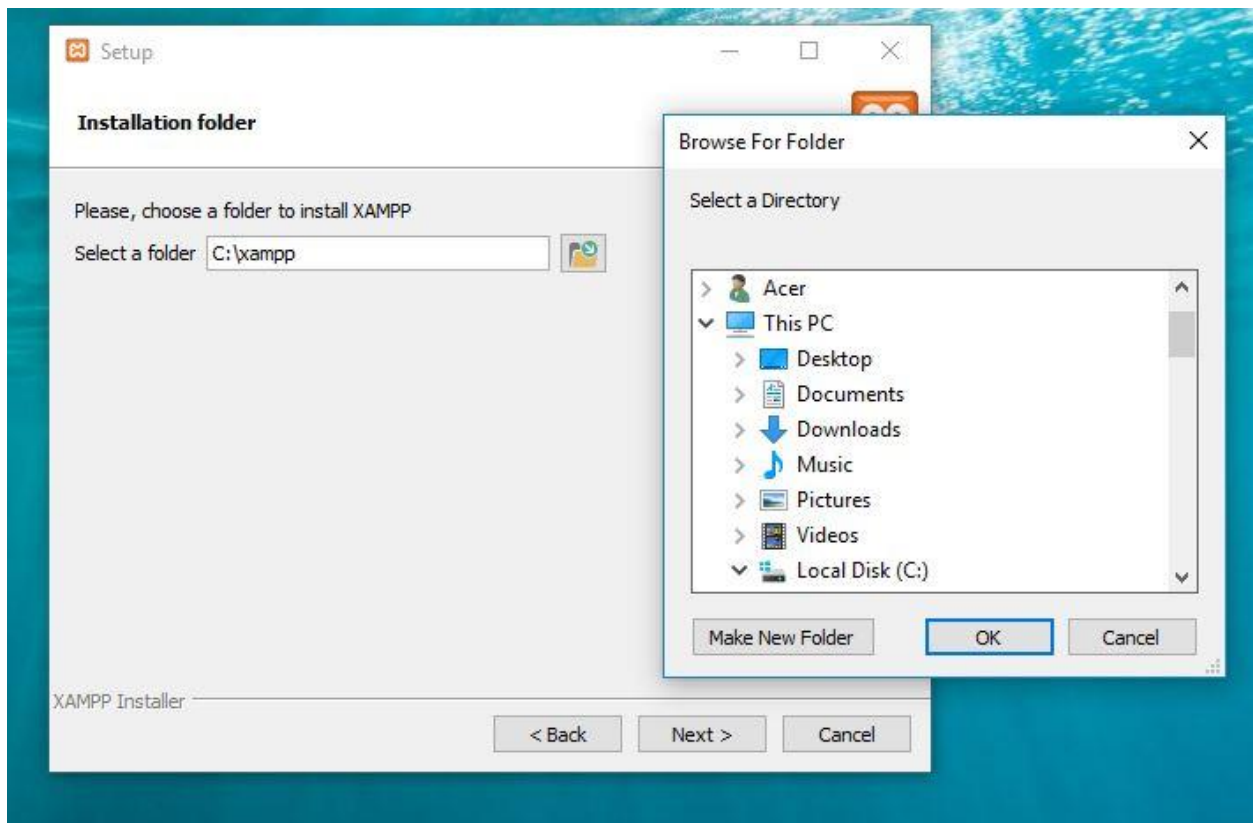


Figure 4.1: Setup XAMMP Version 7.1.11(64 bit)

Following the XAMPP Figure 4.2.

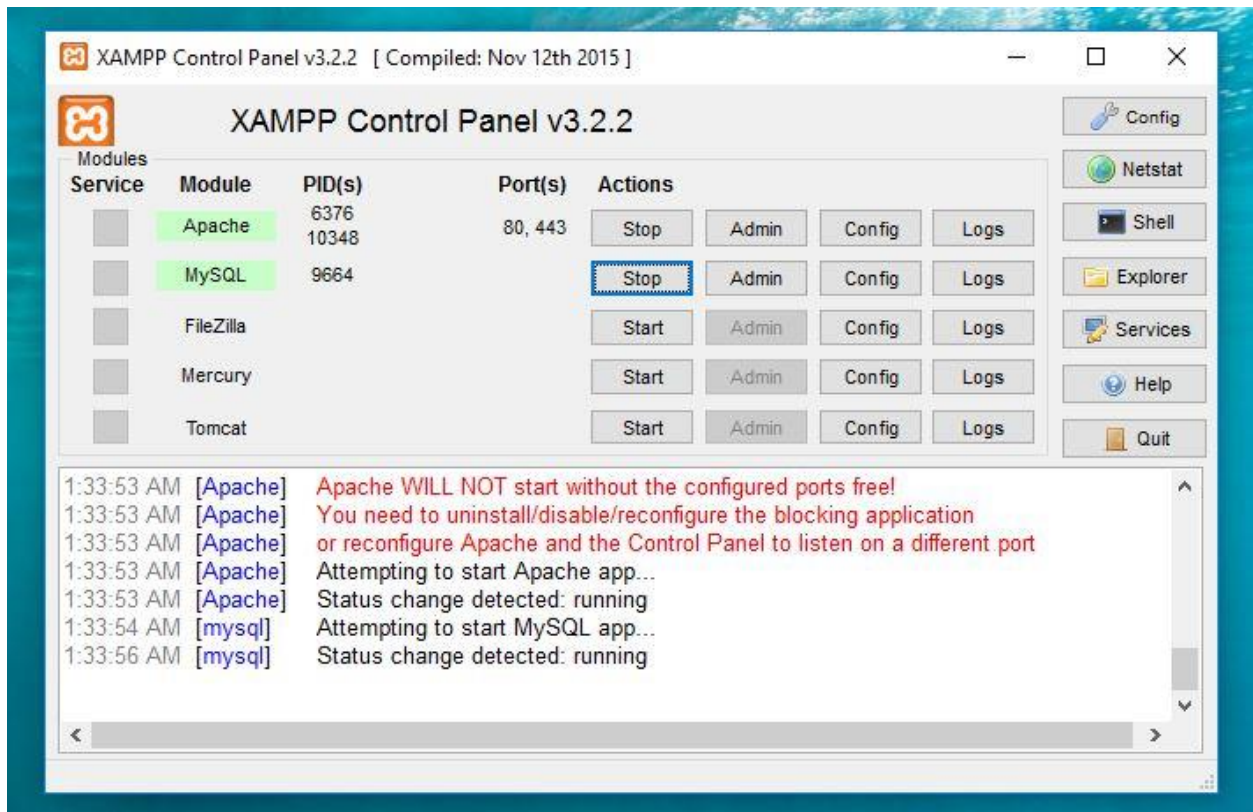


Figure 4.2: Install XAMPP Server

Create Database through MySQL

Step 1

Show makes the database. as of the MySQL command line, go into the command `CREATE DATABASE <DATABASENAME>;` Replace <DATABASENAMEs> by means of the name of your database. It cannot take in seats.

Example, to generate a database of every the my story, you force go into `CREATE DATABASE my story;`

Note: Commands do not include to be come into in upper-case.

Note: All My-SQL command have to end by “;”. If you not remember to take in the semicolon,

You can enter just “;” on the next line to procedure the before command.

Create a Database my story. All Data Stored in a Database Following the Figure 4.3.

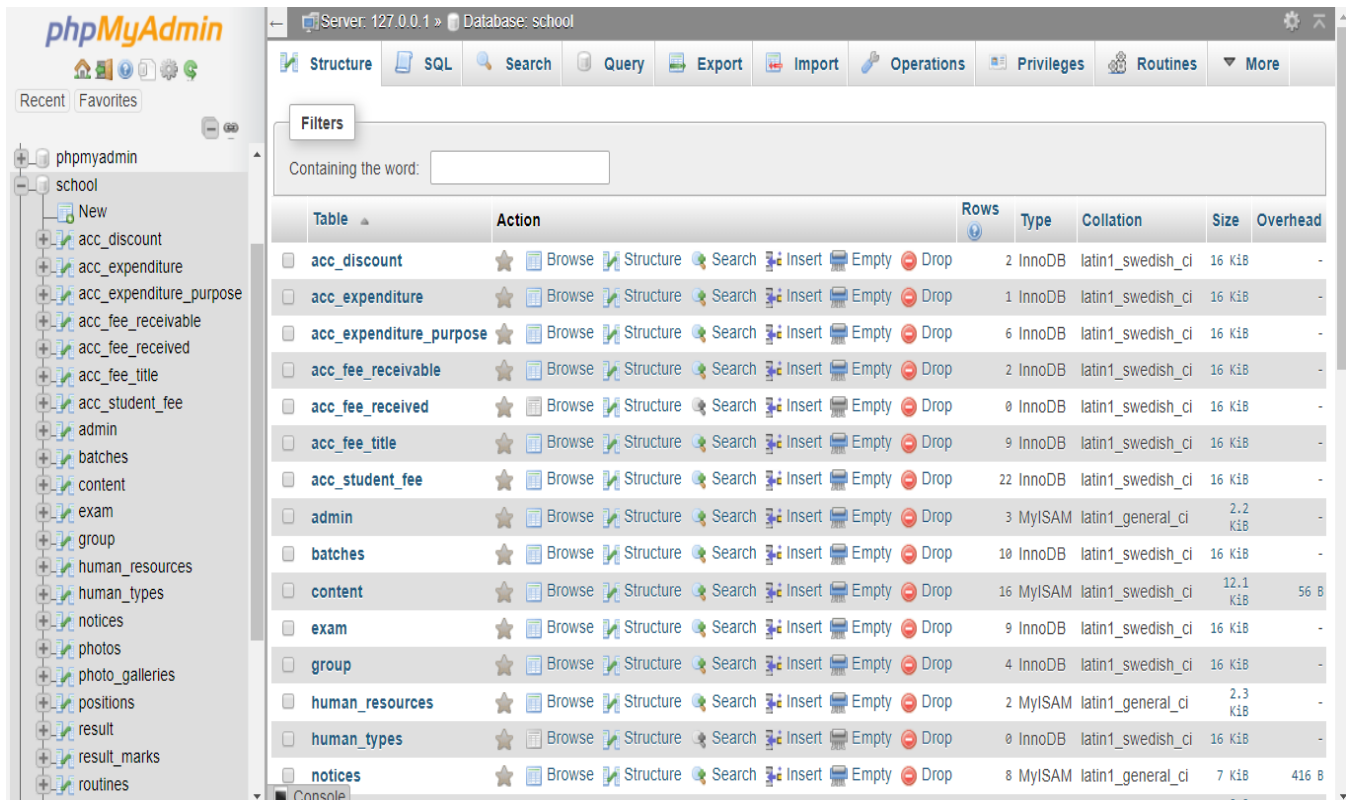


Figure 4.3: Table list of a Database 1

Step 2

Display a table list of obtainable databases. Enter the command explain database; the complete database like submit. This figure show created a ten table under the database my story. Category, Comment, Comment_like, Profession, reply, Reply like, Story, Story_has_tag, story_like, Tag, User, User_Session, User_group. Following the Figure: 4.4.

Table Name	Engine	Character Set	Collation	Size
human_resources	MyISAM	latin1_general_ci	2.3 K	-
human_types	InnoDB	latin1_swedish_ci	16 K	-
notices	MyISAM	latin1_general_ci	7 K	416 B
photos	MyISAM	latin1_general_ci	2.2 K	-
photo_galleries	MyISAM	latin1_general_ci	2.1 K	-
positions	InnoDB	latin1_swedish_ci	32 K	-
result	InnoDB	latin1_swedish_ci	16 K	-
result_marks	InnoDB	latin1_swedish_ci	16 K	-
routines	MyISAM	latin1_general_ci	2.7 K	-
sections	InnoDB	latin1_swedish_ci	16 K	-
sms_due	InnoDB	latin1_swedish_ci	16 K	-
sms_employee	InnoDB	latin1_swedish_ci	16 K	-
sms_message	InnoDB	latin1_swedish_ci	80 K	-
sms_result	InnoDB	latin1_swedish_ci	16 K	-
sms_student	InnoDB	latin1_swedish_ci	128 K	-
students	MyISAM	latin1_general_ci	2.2 K	-
subjects	MyISAM	latin1_general_ci	5 K	-
Sum	InnoDB	latin1_swedish_ci	549.7 K	472 B

Figure 4.4: Table list of a Database 2

Learning Outcomes

Learning outcomes are goals that describe how an Intern will be different because of a learning experience. More specifically, learning outcome are the information, ability approach, and behavior of intellect that students get by them from a education skill.

- Identify and implement the optimum the techniques for communicating complex information on the web.
- Understand the primary elements of interface design and apply the principles and tools of interactive components to Rich Interactive Applications (RIAs) and standard Web pages and sites.
- Master digital graphics design tools and principles and apply them creatively and appropriately to a wide range of audiences and for different content and media.

- Master current and evolving Web language for integrating media and user interaction in both front ends back end element of a web site. Included in the languages are HTML, CSS, JavaScript and PHP.
- Identify multiple, comprehensive multimedia strategies for solving the problem within a given context.

To state some learning outcomes in the time of whole project period of the school web site. I should say that basically I was a trainee but I have done one projects partially so far. Project review that I have done completely.

Main home page, in this section user can browser all the section category wise and see the information. Header section given Manu bar, content section Given write story and Right side given categories, tag, most rated & footer section.

Figure: 4.5 showing the welcome message, latest notice, contact, date and time.



Welcome To TTH

The Talent Teaching Home & Night Care, Alhamdulillah, provides children excellent quality education and facilities for their overall development since 2012. They are taught moral values and various skills to face the dynamic challenges and opportunities of life with care, confidence and self-discipline. It has two sections that Academic & School section. The Academic section is class One to Ten and School section is Play to Class Four.

The Institution provides an environment in which the students can learn, understand and practice their 'Way of Life', as they strive for excellence in subjects like Bangla, English, Mathematics, Science (Chemistry, Physics, Biology etc), Social Science, Religion, Agriculture & Home Science, ICT and others. It moulds the student's personality according to righteous Islamic tenets and inculcates in them the values and concepts of caring, sharing and being just for truth and universal brotherhood and peace of prevail.

The TTH teacher to student ratio of less than 1:15. The helps in maintaining high quality, reliability and control of the education and facilities provided to the students at TTH.

Latest Notice

Contact

15/1 (Ground Floor), Mirpur, Dhaka- 1216.
 Mobile: 01912-2587239, 01842-2347238 (Director), 01511-555703, 01612555703 (Office)
 E-mail:hr@talentteachinghome.com

Date : 07:04:2018
 Time : 04:59:47

Figure 4.5: Home page of Bright star school

Figure: 4.6 showing about section. About section introduce the introduction message and general information. Introduction just shows the simple message of talent teaching home. General information is the information part of school.

BRIGHT STAR SCHOOLS
Contact: 01912-2352345, 01511-23452345

HOME ABOUT PROGRAMME & TIMING MESSAGES HR ADMISSION GALLERY DOWNLOADS CONTACT

Introduction

Introduction:
Talent Teaching Home & Night Care - Mirpur, Dhaka has been conceived, planned and developed by Md. Shahjahan sir (M.Sc in Zoology).
He is the Director of Talent Preparatory School, Talent Teaching Home & Night Care, Talent Art Academy, Talent Arabic Learning Center, Talent Spoken Club, Talent Cadet Care.

General Information:

1. The Talent Teaching Home & Night Care - Mirpur, Dhaka, has been conceived, planned and developed by Md. Shahjahan Sir, Director of the progressive and innovative insights gained from these meetings led to the birth and development of the TTH.
2. The Institution provides an environment in which the students can learn, understand and practice their "way of life" - as they strive for excellence in subjects like Bangla, English, Mathematics, Science (Chemistry, Physics, Biology etc), Social Science, Religion, Agriculture & Home Science, ICT and others. It moulds students' personalities according to righteous Islamic tenets and inculcates in them the values and concepts of compassion, truthfulness and universal brotherhood.
3. Superior quality teaching and excellent facilities at the Institute enhance the students' striving for educational excellence. Alhamdulillah, the academic curriculum at the Talent Teaching Home and Night Care is better than most reputed Educational Institutes.
4. Societal influences upon a child should be analyzed critically. An Un-Islamic environment can result in the corruption of a virtuous Moral understanding, upbringing and values. It is therefore recommended that the parents educate their children in a modern Educational Institute to prevent them from falling prey to the bad influences and immorality prevalent in society.
5. Dedicated and qualified teachers for all subjects, including graduates from the Reputed University of Bangladesh.
6. Modern information and communication technology to impart education.
7. Extra-curricular activities like 'Annual Sports', 'Study tour', 'Class Party', 'Prize Giving Ceremony' and others workshops for students, as well as 'Personal Effectiveness' and 'Upbringing Children' workshops for parents.
8. Well-equipped Class-rooms to facilitate students' learning, comfort and concentration.
9. Approximately 15 students per class, to facilitate better student-teacher relationship and individual attention to students.
10. Students are encouraged to learn and inculcate proper Guideline.
11. Classes from Nursery to SSC.
12. School section only till pre-primary.

Latest Notice

Contact
15/1 (Ground Floor), Mirpur, Dhaka- 1216.
Mobile: 01912-2587239, 01842-2347238 (Director), 01511-555703, 01612555703 (Office)
E-mail:hr@talentteachinghome.com

Date : 07:04:2018
Time : 05:09:43

Home About Program and Timing TTH HR Students Admission Gallery Download Contact

copyright © Talent Teaching Home

Figure 4.6: About section of Home page

Showing my home page of principal message in following the figure: 4.7.

The screenshot displays the homepage of Bright Star Schools. At the top, there is a navigation bar with links for HOME, ABOUT, PROGRAMME & TIMING, MESSAGES, H.R., ADMISSION, GALLERY, DOWNLOADS, and CONTACT. The main content area is divided into two columns: 'Principal Massage' and 'Latest Notice'. The 'Principal Massage' section contains a letter from the Director, Md. Shahjahan Sir, welcoming parents to the new academic year and detailing the school's commitment to quality education and character development. Below the message, a list of facilities is provided. The 'Latest Notice' section is currently empty. At the bottom, a contact information section lists the school's address, phone numbers, and email, along with the date and time of the page capture. A footer contains a copyright notice for Talent Teaching Home.

BRIGHT STAR SCHOOLS
 Contact: 01912-2352345, 01511-23452345

HOME ABOUT PROGRAMME & TIMING MESSAGES H.R. ADMISSION GALLERY DOWNLOADS CONTACT

Principal Massage

Assalamu Alaikum Dear Parents,

Welcome to the Talent Teaching Home and Night Care!

The Talent Teaching Home and Night Care and faculty join me in welcoming you to the TTH family as we start the new academic year. Insha'Allah, this year will be full of academic achievements and character development for all our children. Our primary goal for this academic year is to ensure a real educational environment for each child, which is safe and conducive to his/her academic and character development.

Providing quality education, which is full of Aadaab, and Akhlaq, is indeed a real challenge. I ask Allah (SWT) to help us all accomplish the objectives we have set for this year. I am sure that with the grace of Allah (SWT), parental support, and the help of the community we will Insha'Allah be able to face the challenges, and will achieve our goals.

I assure you that TTH administration will make every possible effort to ensure your child's educational needs are well taken care of, and Alhamdu Lillah, our institution is blessed to have qualified professional educators ready to teach your child, and make his/her educational journey successful.

In order to provide quality education and maintain an environment that is conducive to learning, TTH sets high academic, character and behavior standards. True success comes if policies and rules are properly enforced and the students and the parents wholeheartedly adhere to the policies and procedures. It is also a means of communication between the school and the parents.

We hope you will communicate with your child and his or her teacher about study habits and homework, and ensure that your child arrives at school ready to learn every day.

If you have any questions, the office staff at TTH and I will be more than happy to assist you. Jazakum Allah Khairan for entrusting your child to us, looking forward to a successful year at TTH, insha'Allah,

Md. Shahjahan Sir,
 Director
 Talent Teaching Home and Night Care.

Facilities:

- Approximately 15 students per class, to facilitate better student-teacher relationship and individual attention to students.
- Well-equipped classrooms with smart boards, to facilitate students' learning, comfort and concentration.
- Congregational prayers offered daily in the school by students.
- Modern information and communication technology used to impart education.
- Eid parties celebrations and fun time for children.
- Students are encouraged to imbibe, develop and practice proper moral attitudes and behavior.
- Monthly educational excursions.
- Boys and girls together only till pre-primary section.
- Separate premises for boys and girls in the secondary section.
- Most important and VIP location Mirpur in Dhaka, Bangladesh.
- Provided Safe Drinking Water.
- All institute observed 24 hours by CC Camera for security.
- Provided 24 hours electricity supply.

Latest Notice

Contact
 15/1 (Ground Floor), Mirpur, Dhaka- 1216.
 Mobile: 01912-2587239, 01842-2347238 (Director), 01511-555703, 01612555703 (Office)
 E-mail: hr@talentteachinghome.com

Date : 07:04:2018
 Time : 05:10:15

Home About Program and Timing TTH HR Students Admission Gallery Download Contact

copyright © Talent Teaching Home

Figure 4.7: Principal message of Bright star school

When your Registration is complete the going to Login page. Showing the admin panel figure number 4.8.

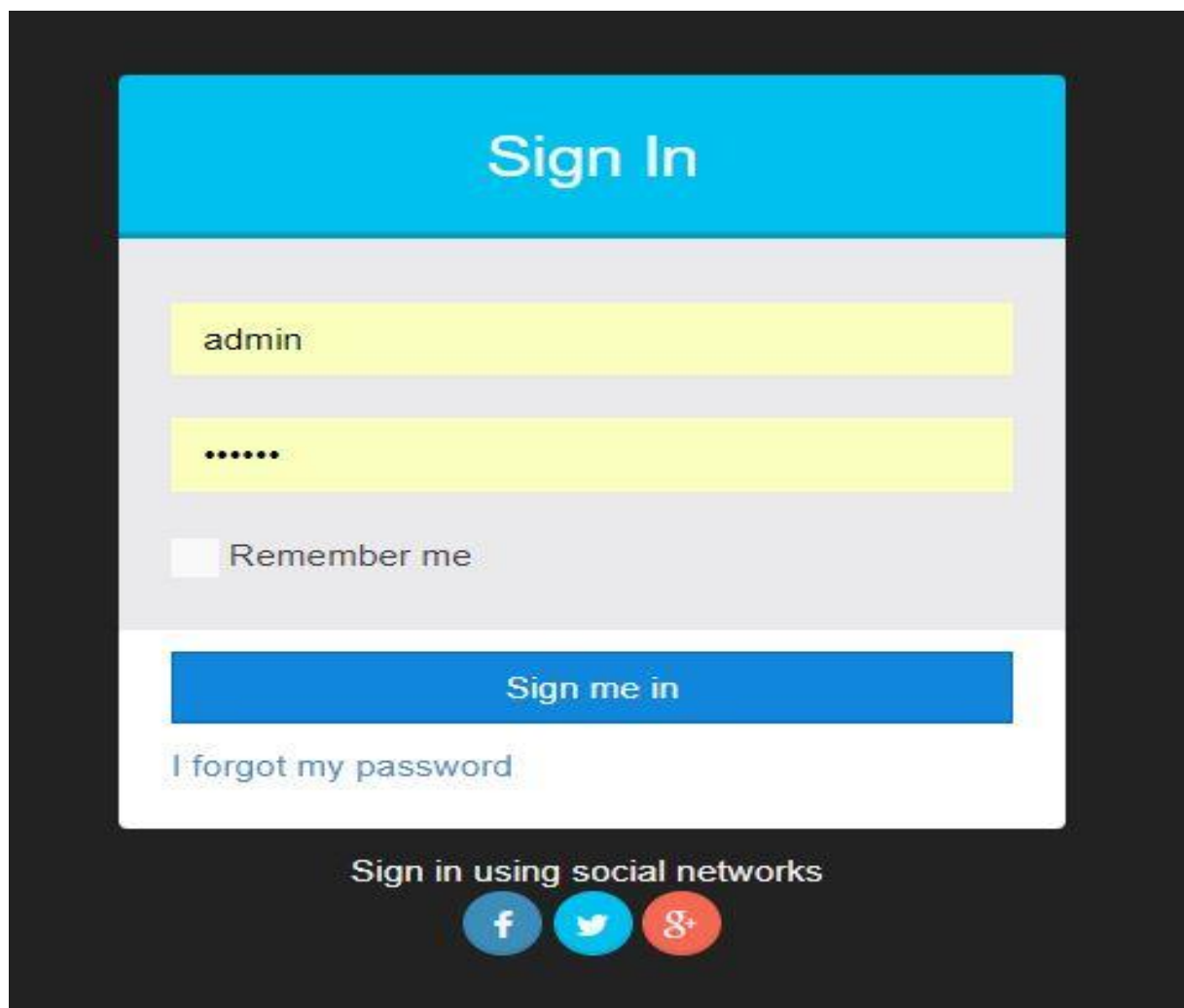


Figure 4.8: Admin panel page of Bright star school

Admin category continues web system presentation by check and psychoanalysis system performance and tuning; problem solving system hardware, software and operating system; Following the Dashboard Figure 4.9.

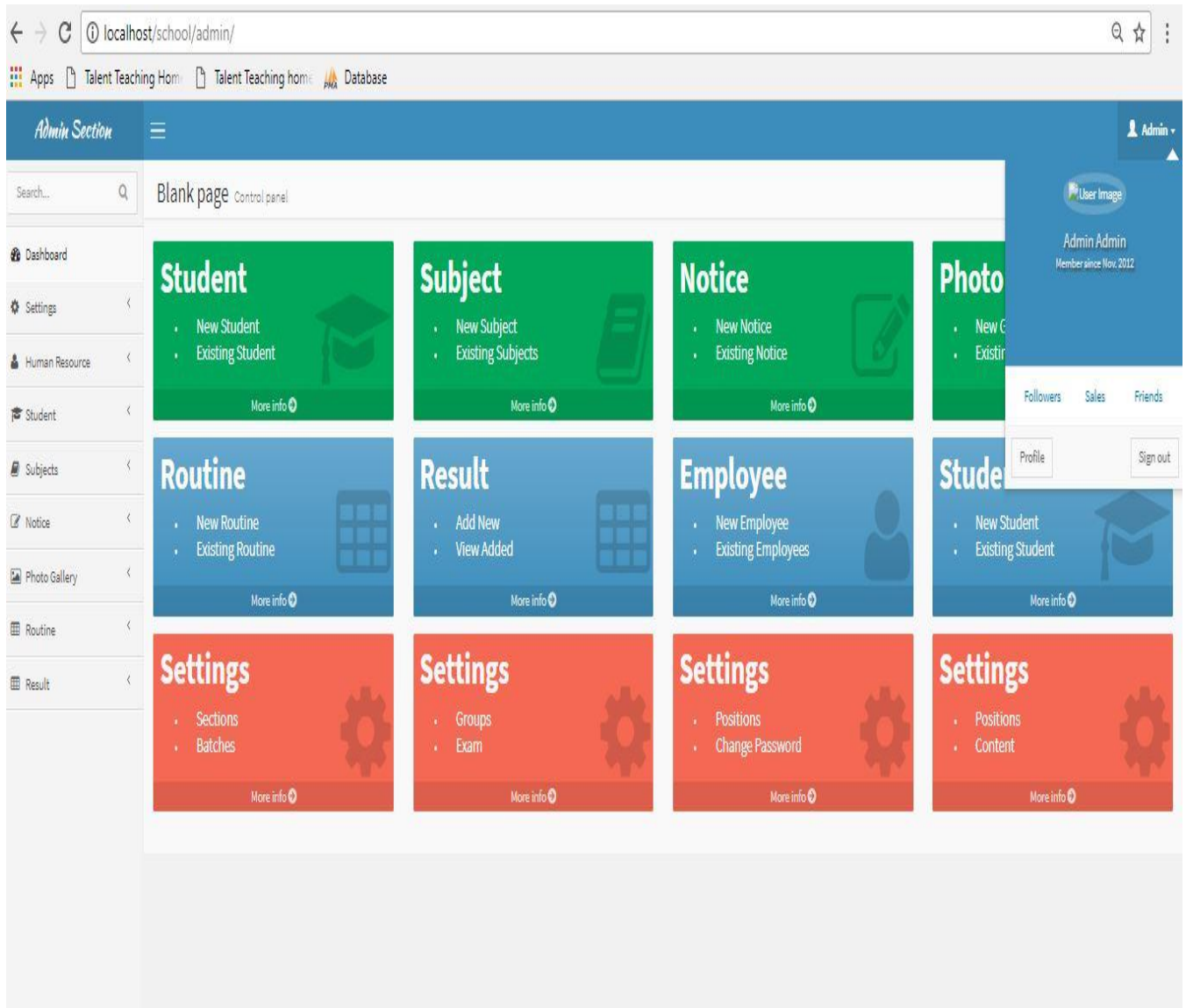


Figure 4.9: Dashboard

Add Students:

Student is the as well one of the major components of the system. Admin be able to add to the student explanation any time.

Observation and upload home work - The student resolve clever to see the detail of the exact timeframe, questions, previous payment dates, how many marks it has been given, and so on. By completing training, the student is able to upload the exertion in the entry, which will also be reproducing in the teacher's account. Showing the Following Figure add the student 4.10, 4.11.

Roll * :	<input type="text" value="Roll"/>
Session * :	<input type="text" value="Session"/>
Gender * :	<input type="text" value=" <-- Please Select -->"/>
Religion * :	<input type="text" value="Religion"/>
Date Of Birth * :	<input type="text" value="Date.Of Birth"/>
Blood Group :	<input type="text" value="Blood Group"/>
Mobile * :	<input type="text" value="Mobile"/>
Email :	<input type="text" value="Email"/>
Guardian Name * :	<input type="text" value="Guardian Name"/>
Guardian Mobile * :	<input type="text" value="Guardian Mobile"/>
Present Address * :	<input type="text" value="Present Address"/>
Permanent Address * :	<input type="text" value="Permanent Address"/>
City * :	<input type="text" value="City"/>

Figure 4.10: Student Registration From

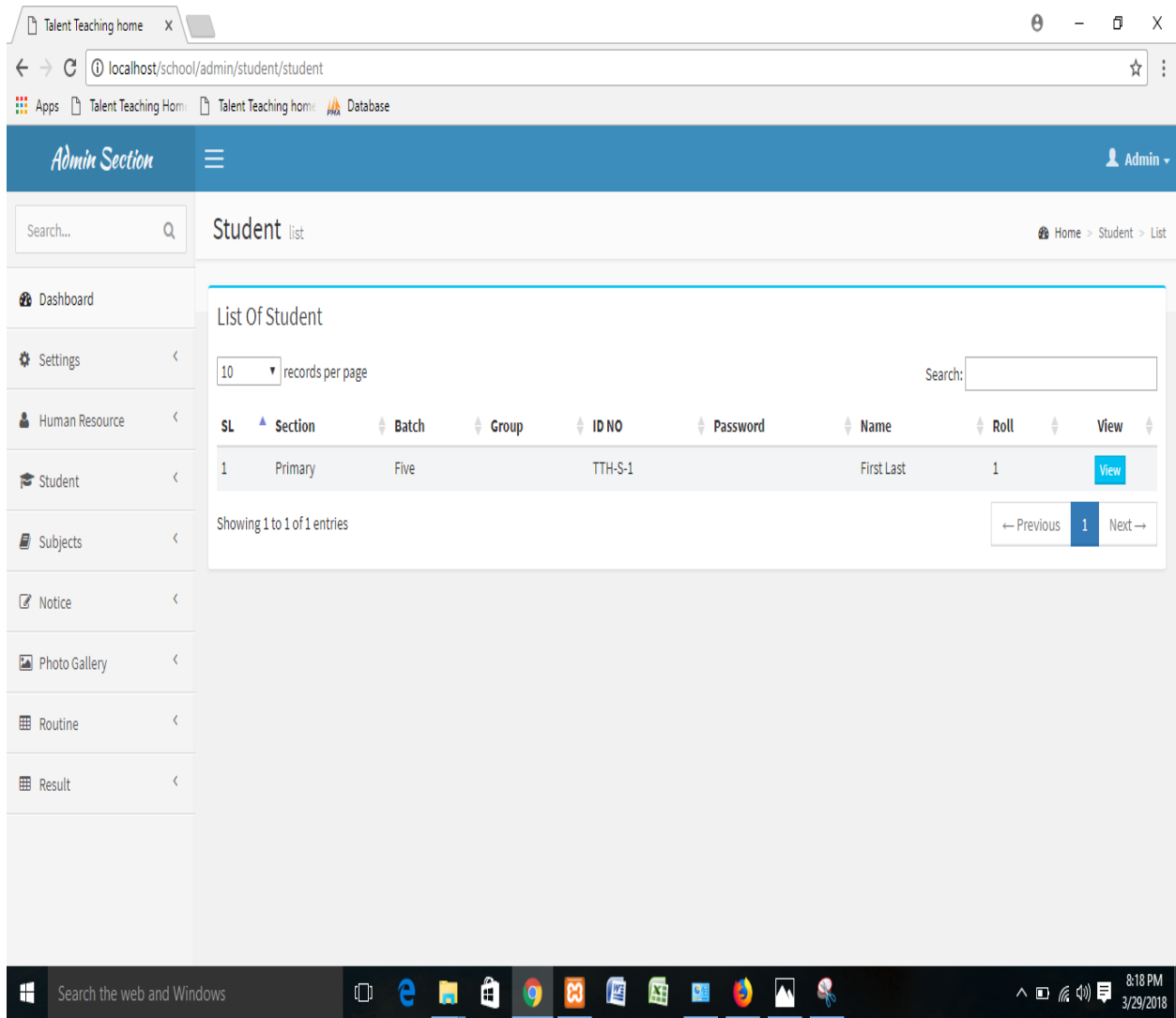


Figure 4.11: Student list of Bright Star School

In this page I can add new subject & previous subject list should be shown at a glance. Following the Figure: 4.12.

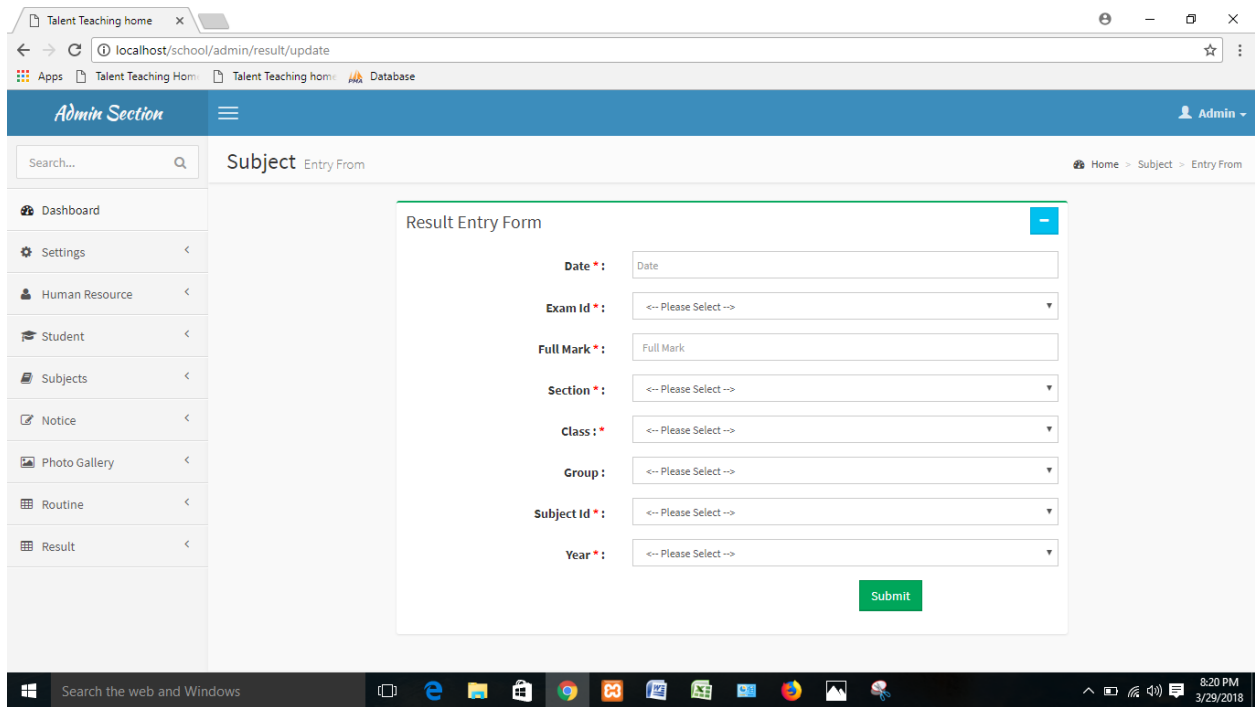


Figure 4.12: New subject Entry From

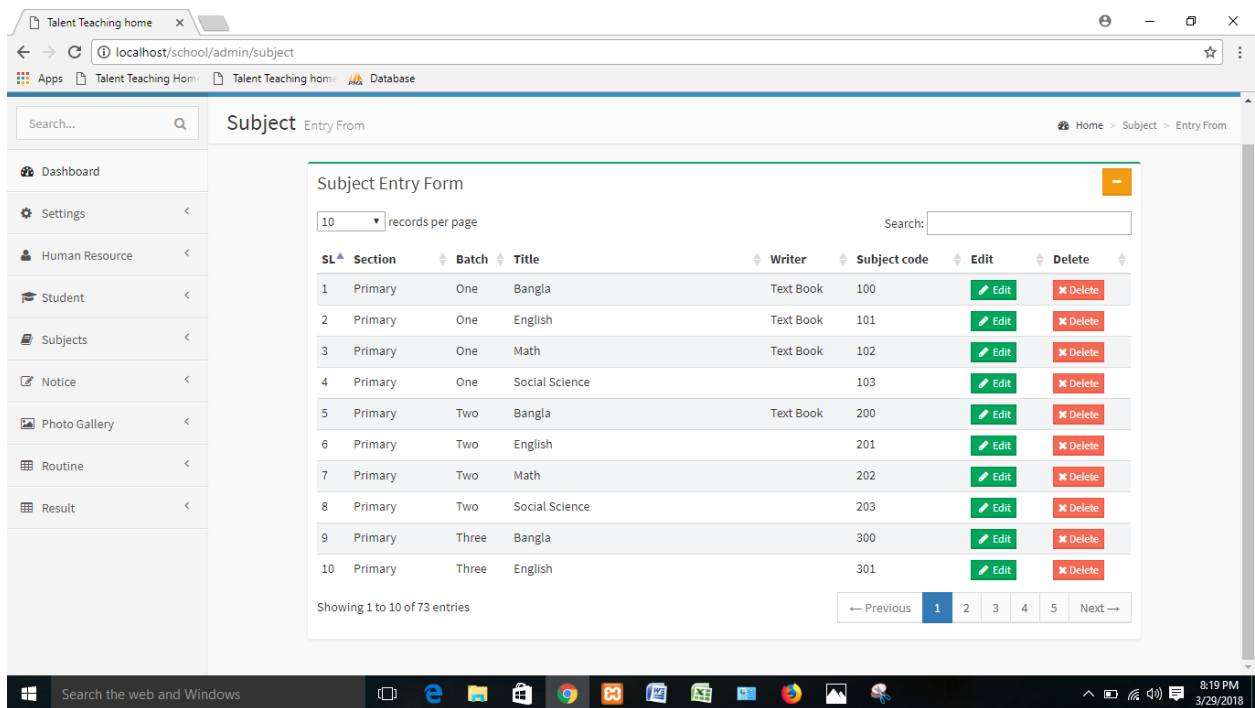


Figure 4.13: Subject Entry From

In this page I can entry new notice & previous notice list should be shown at a glance. Following the add notice of the Figure: 4.14, 4.15.

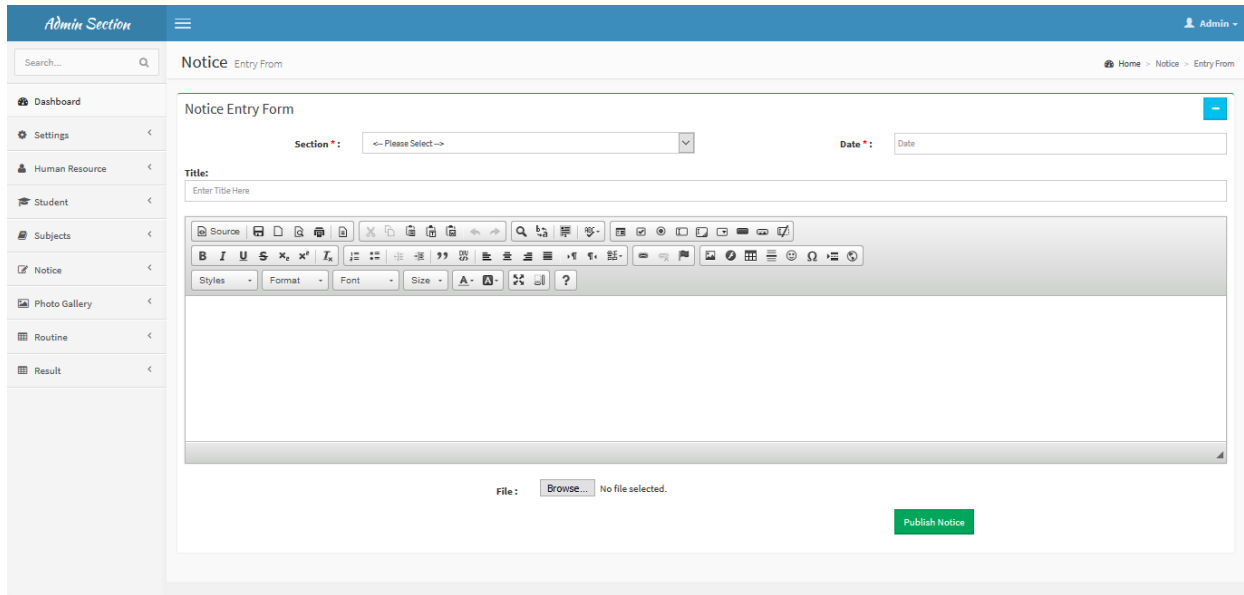


Figure 4.14: Notice Entry Form

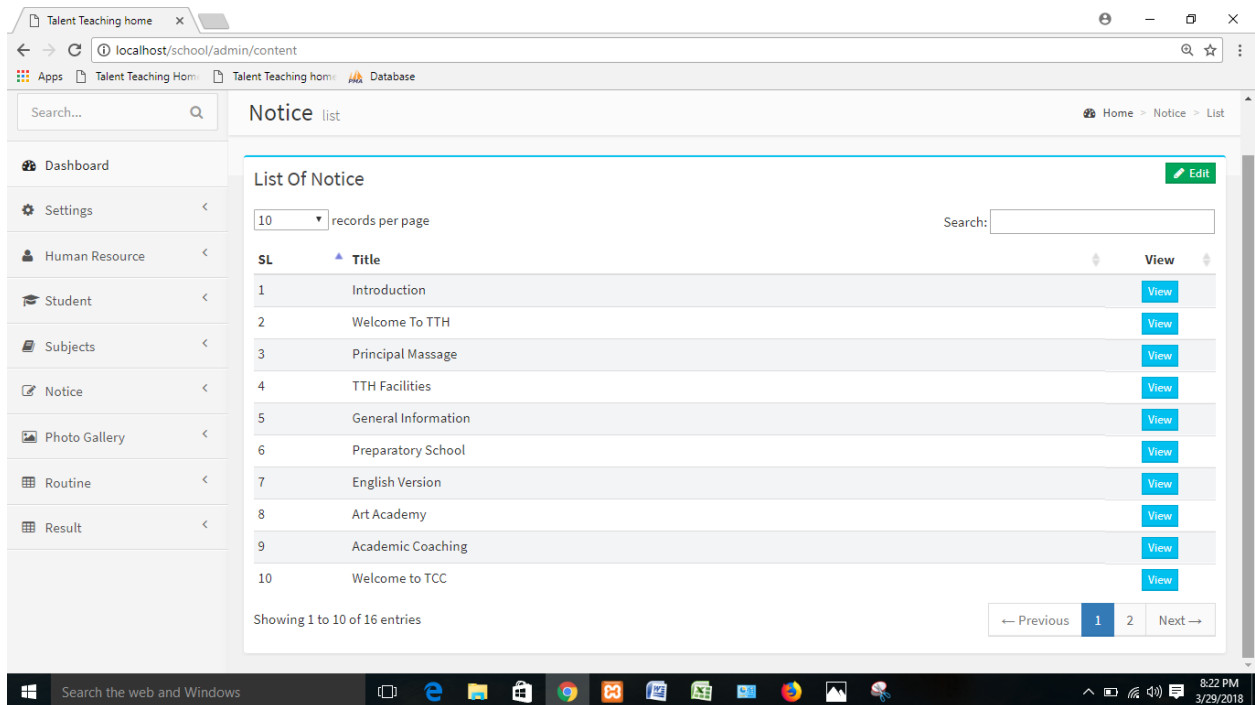


Figure 4.15: Notice list of Bright star school

In this page I can entry routine from. Showing the add routine of the Following Figure: 4.16.

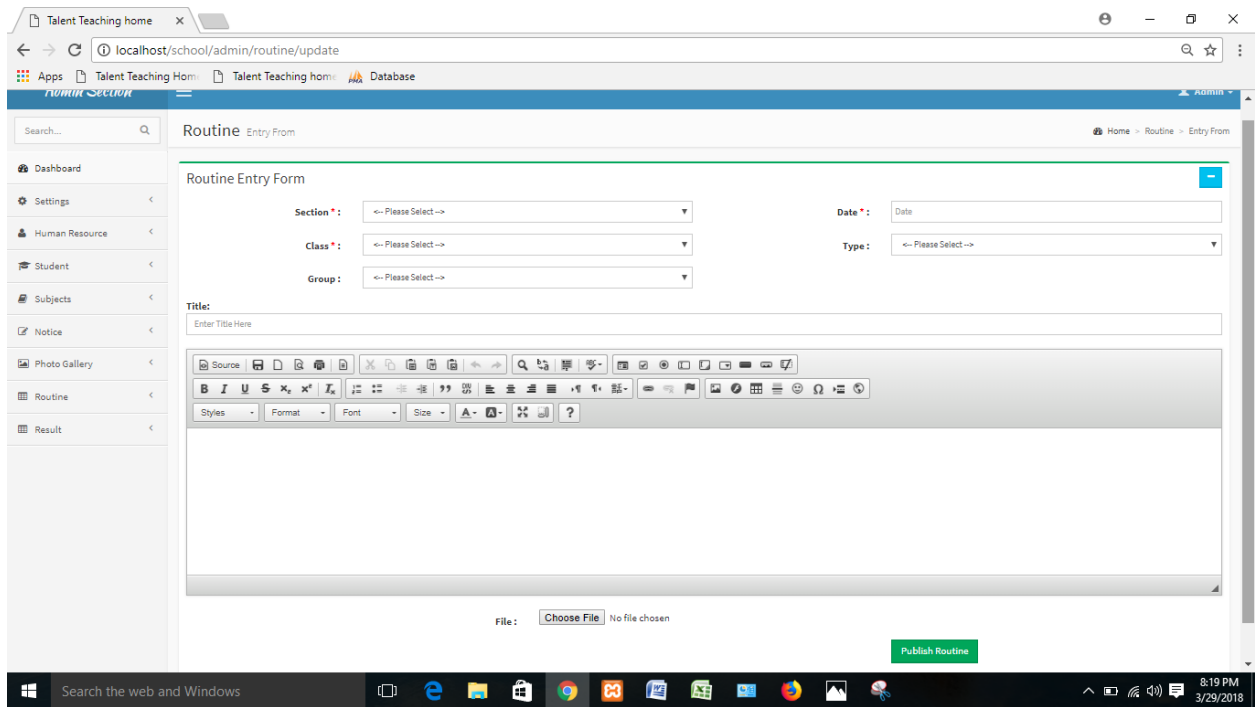


Figure 4.16: Routine Entry Form

This page I can entry course section, course group & course exam. Following course selection, group & course exam of the Figure: 4.17, 4.18, 4.19.

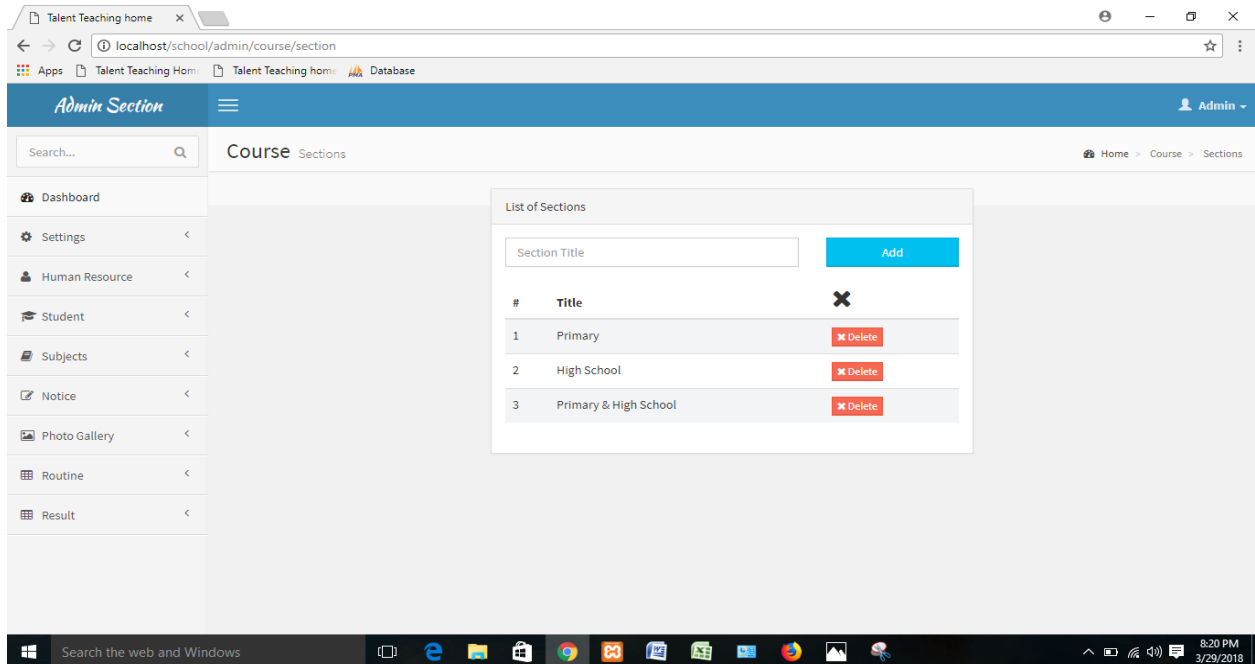


Figure 4.17: Course section of Bright Star School

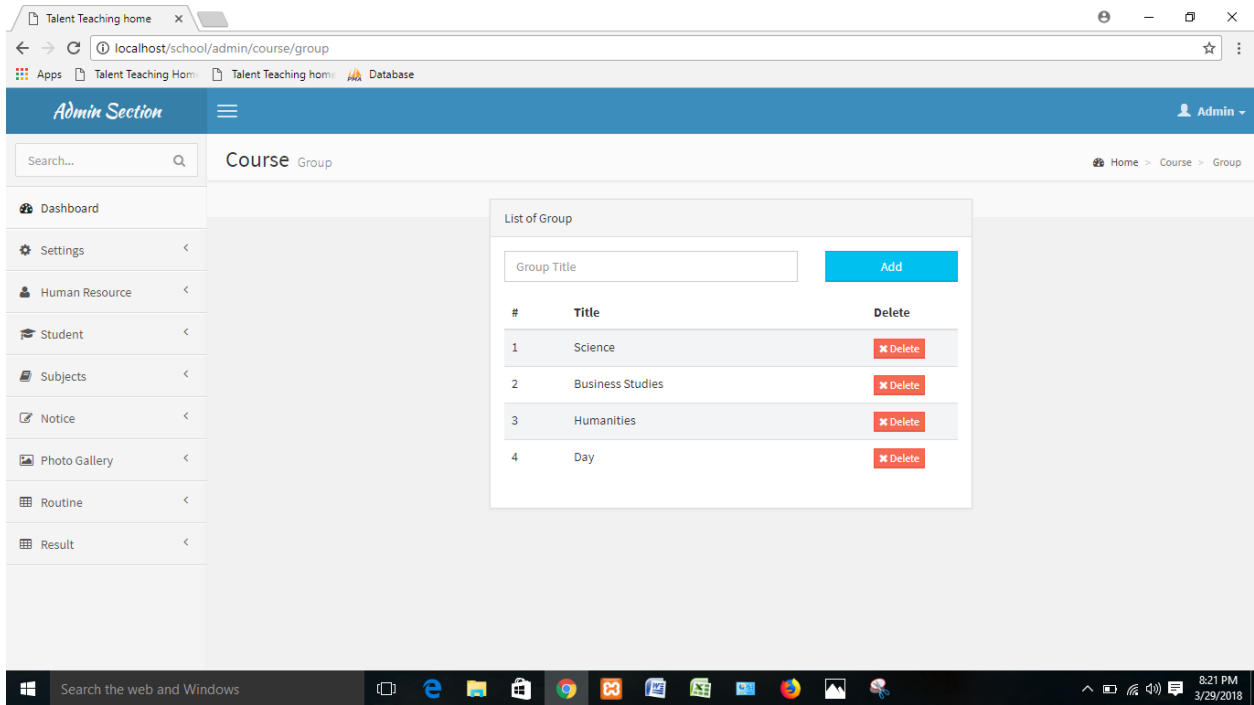


Figure 4.18: Course Group of Bright Star School

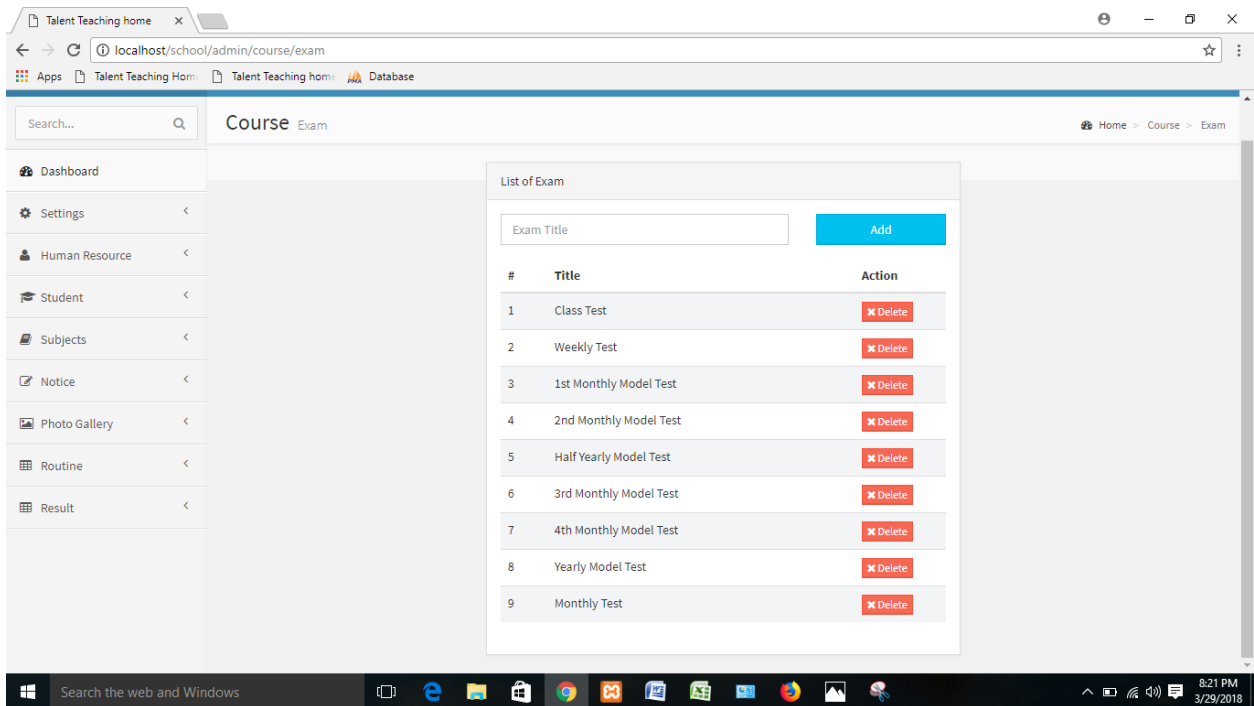


Figure 4.19: Course Exam of Bright Star School

Other some fetcher adds in school management system. Following the Figure: 4.20, 4.21, 4.22.

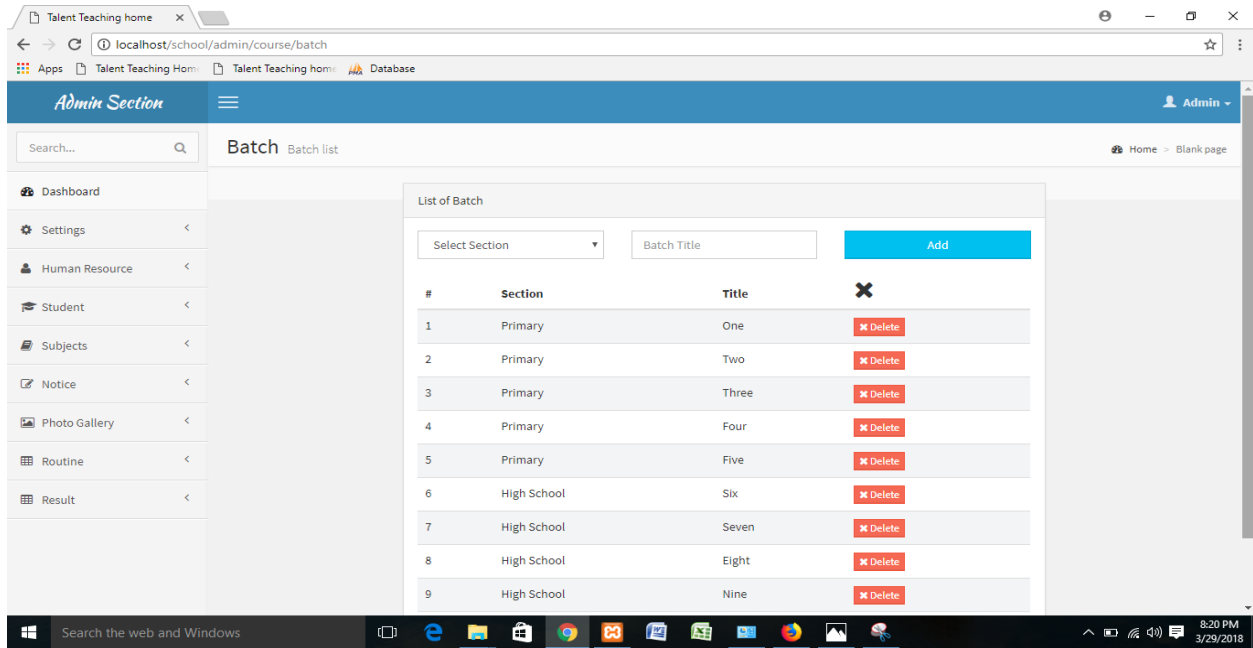


Figure 4.20: Bright Star School Batch List

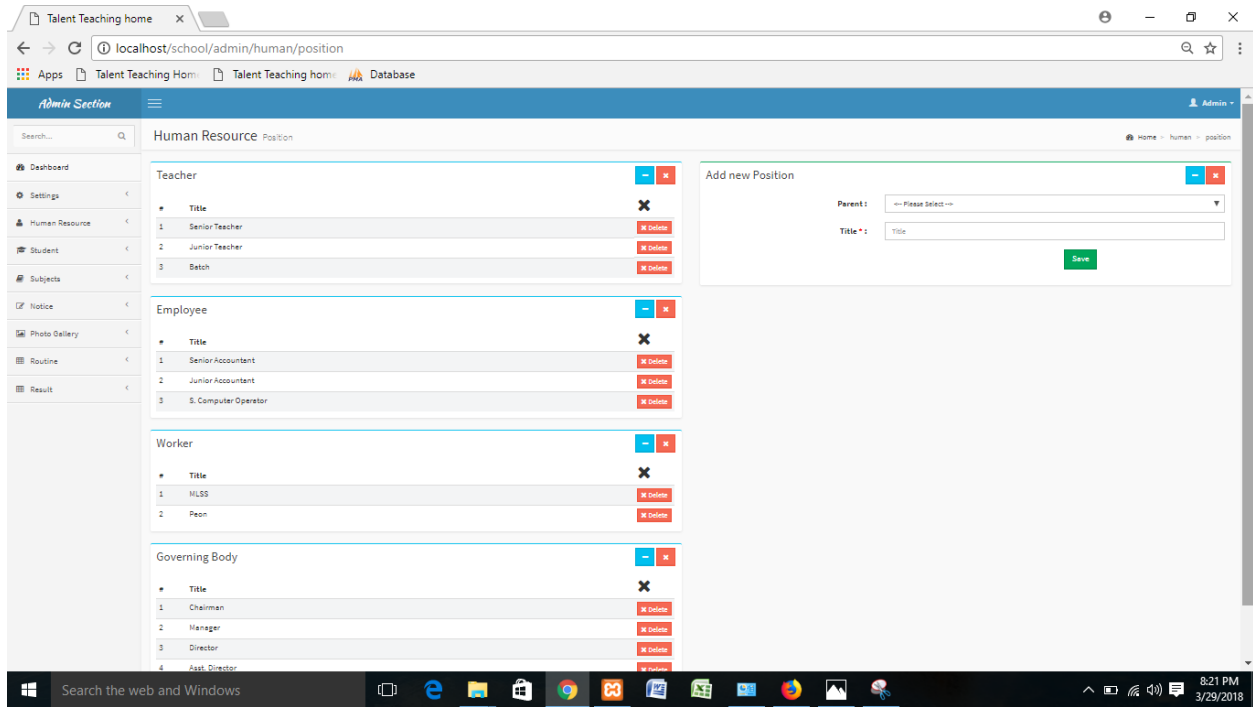


Figure 4.21: Human Resource position

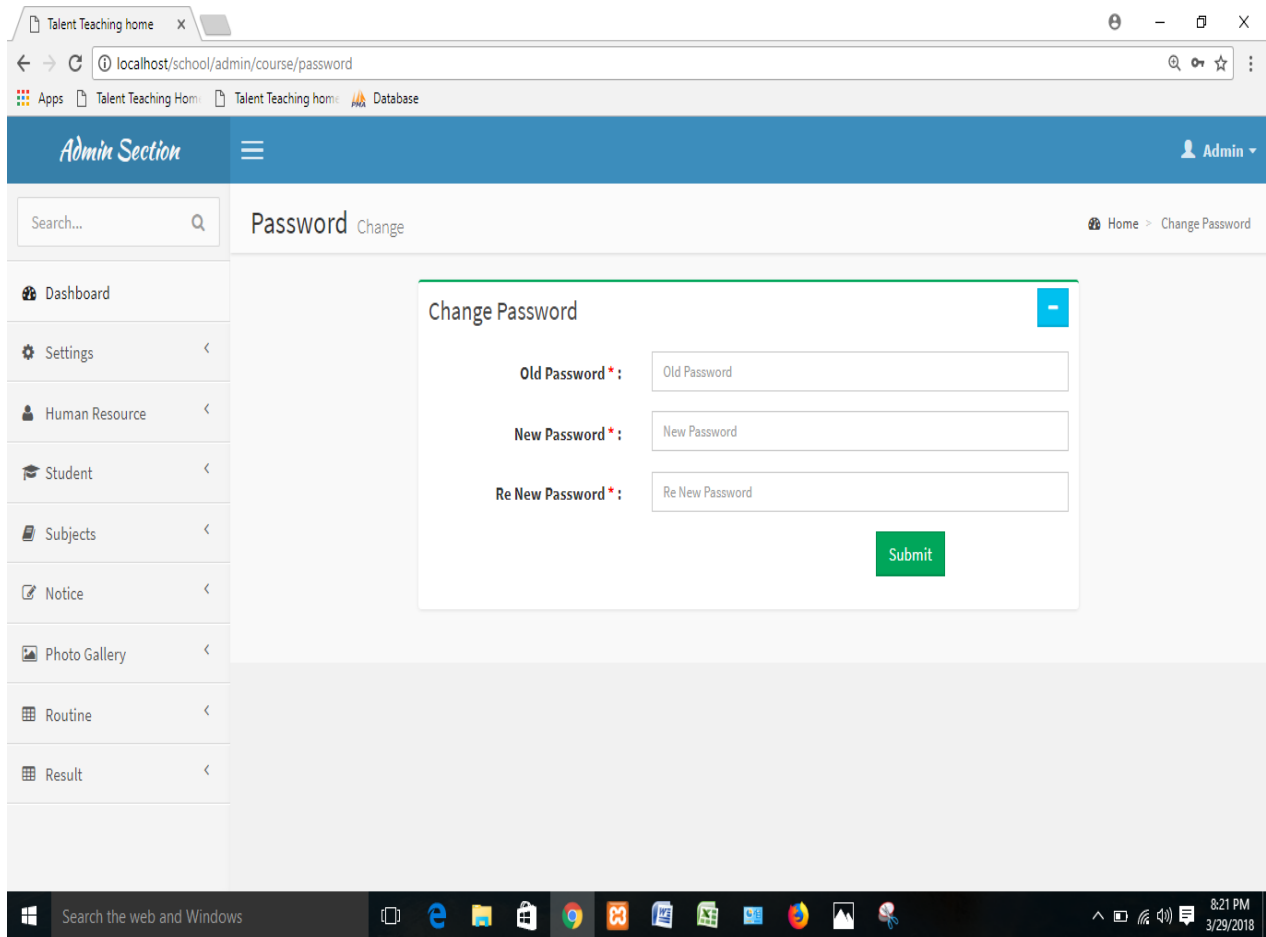


Figure 4.22: password Change system

CHAPTER 5

IMPLEMENTATION AND TESTING

5.1 Implementation of Database

Because of using PHP Raw PHP and MySQL we made migration table which describe about the contents' attribute and the data types. Since MySQL is the model controller database. So, there is no direct SQL query needed to perform actions. In the model the data can be checked weather user has the permission to input the data directly in the database. We used PHP Myadmin for DBMS. There are some tables in our DBMS.

5.2 Implementation of Front-end Design

It's very challenging to make a simple UI design for the users, we try making as simple as possible. Nowadays, there are many devices like smart mobile, tablets, desktop, 4k desktop etc. We make our website responsive so that user can visit from different devices with a marginable scale of the website and easily interact. We make interface relative and standard with the help of HTML, CSS, and JavaScript and query technologies.

There are some factors of implementing the front-end design are given below

- There will be three types of users like Admin, Student & Guardian.
- Every type of user must be registered by filling up the required information fields.
- User can login using their registered email and password.
- User can reset password by filling up the form of forget password.
- For updating user profile, user must enter the password for the security purpose.

5.3 Implementation of Interaction

Implementation of Interactions engages nonstop assessment of the new method, Performance monitoring against the purpose the usability. Understand the communication requirements of everyday activities. Examine various social contexts in which interaction might occur:

- Structure of social interactions
- How interactions are initiated, maintained, terminate and what vocabulary is needed to do this
- What communication functions are used within interactions and what vocabulary is needed to meet those functions

5.4 Testing Implementation

5.4.1 Test Case

This test case describes four types like as explanation test data likely result and finally real Result. The explanation position shows valid and invalid username or password or both. Such an example show the test study data like as username or password. Lastly real result shows the absolute result. Showing the test case table 5.1:

Table 5.1: Test Case of Testing Implementation

study No.	explanation	Test information	likely Result	real Result
1.	Get the login button with unfounded username or password or both.	Username="ABC" Password="ABC"	A message box appears that hold unacceptable username & password	outdo
2.	get on the login button with valid username or password	Username="admin" Password="admin"	Forward to specific user to specific home page.	outdo

5.4.2 Functional Requirement:

- Student will be connected with the teacher.
- Student will have to take exam.
- Login to the teacher must be.
- Communicate the teacher's administrator, student and student parents.
- Teachers who will be recruited to recruit students.
- Teachers must take exams online.
- The teacher will be marked online presence.
- The teacher will declare online results.
- Parents will login with their child ID.
- Parents will see the results of their child.
- Parents will contact the teacher.

5.5 Test Results and reports

Need a test report to officially reflect the results of the test, which gives an opportunity to quickly guess the result of the test. This is a document that records the data obtained from a valuation test in a controlled method, description of environmental or operating condition & test results shows the comparison results with the object.

Test report is very important, and it is needed to know that the system is ready/ not ready for implementation? This is a document that records the data obtained from an evaluation test. There is many types of testing to run which are following:

There are many types of testing:

- Functionality
- Regression
- Security
- Performance
- Scalability

So at the end we can carry out the results as the benefits of usability testing.

- Good Quality of application.
- System is easier to use in the system.
- Application is more readily accepted by users.
- Easy to use for the new users.

CHAPTER 6

CONCLUSION AND FUTURE SCOPE

6.1 Discussion and conclusion

The Bright Star School project that I used to gain a lot of experience and this is my futures which will be a lot of work. I was able to create a project by web design and development. Overall, I can say that I'm discussing this internship is very useful for my web development career, I have learned a lot and have the potential to implement. It helped me to enrich my working in software based company and learning about enterprise also. Those experiences I gathered from the stated internship will surely help in near future in my career. It's rich in the work of my software-based company and helped to learn about the enterprise. The experiences I have collected from the stated internships will definitely help me in the near future.

6.2 Scope of Further Developments

- ❖ In near future the organism will be extended many types to features so that efficiency can be improved.
- ❖ In future we intend to implement an artificial intelligence which will put the feedback automatically in future.
- ❖ Make sure that can submit individual post within a time frame.
- ❖ Will implement notification system.
- ❖ System features will be upgraded day by day for its better use.

REFERENCES

[1] Adamjee Cantonment Public School, <https://www.acps.edu.bd>, last accessed on 18-03-2017

[2] Bangladesh International School and College (BISC), <http://bisc.com.bd>, last accessed on 04-04-2018.

[3] Fedena, <https://fedena.com/demo> last accessed on 20-03-2018.

APPENDICES

Upgrading MYsystem as.

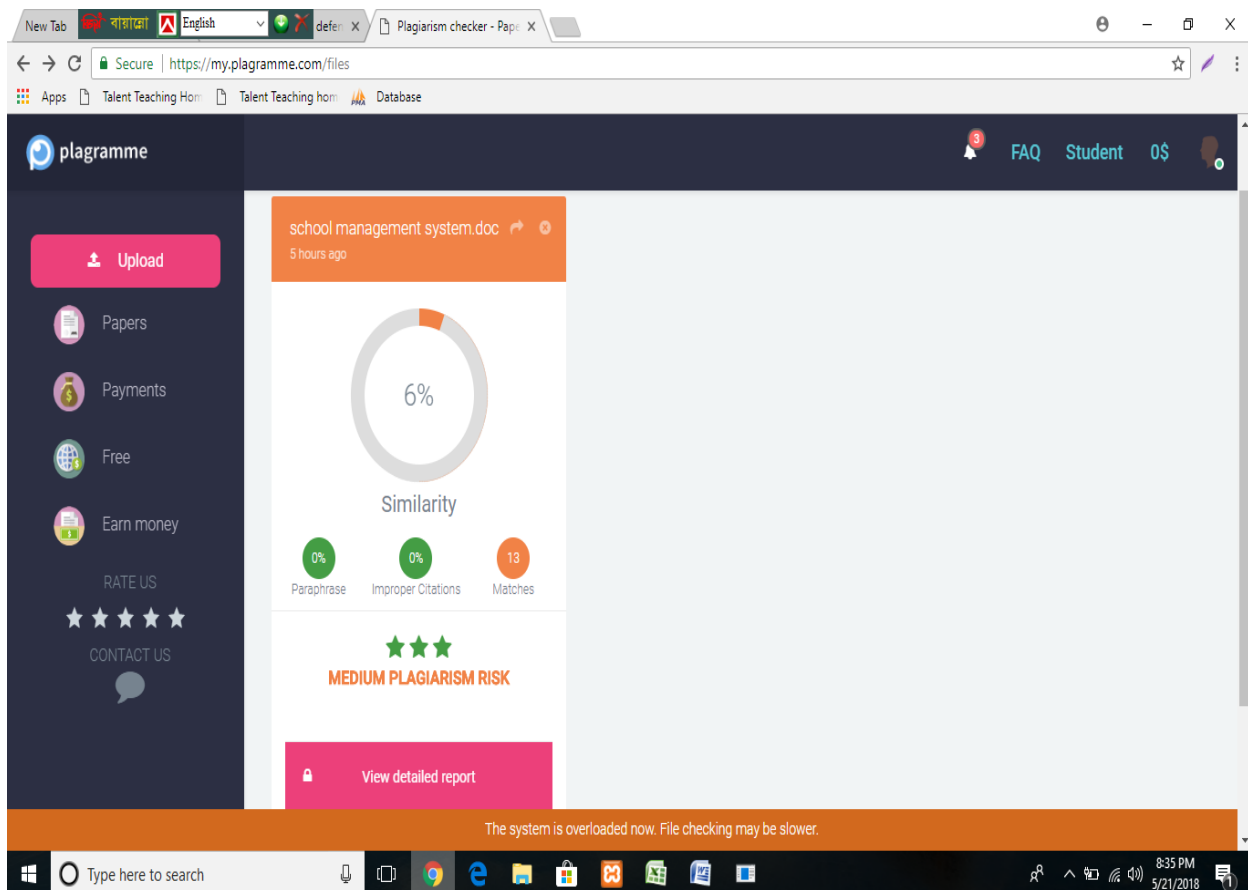
APPENDIX A: Project Reflection

From Summer-2017 semester I Had started my journey to make a system, where teachers and students can communicate easily from anywhere and it will save valuable times as well. I followed the model to implement and monitor our system, with the hard work and spending a lot of time finally I were able to reach our goal at last.

So, I believe that my “The Mead School” project will be positive and effective and helpful thing for both the owners and the users. I will be continuously.

APPENDIX B: Related Diagrams

PLAGRIARISM:



The screenshot displays a web browser window with the URL <https://my.plagramme.com/files>. The page shows a plagiarism report for a document named "school management system.doc" uploaded 5 hours ago. The main result is a 6% similarity score, represented by a donut chart. Below this, three categories are listed: Paraphrase (0%), Improper Citations (0%), and Matches (13). The overall risk level is indicated as "MEDIUM PLAGIARISM RISK" with three green stars. A "View detailed report" button is visible at the bottom of the report area. A system message at the bottom of the page states: "The system is overloaded now. File checking may be slower." The browser's taskbar at the bottom shows the time as 8:35 PM on 5/21/2018.

