

**BLOODSWOLRD: A SOCIAL WEB APPLICATION FOR BLOOD DONORS AND  
SEEKERS**

**BY**

**MD. SHARIKUL ISLAM  
ID: 142-15-4108**

This Report Presented in Partial Fulfillment of the Requirements for the  
Degree of Bachelor of Science in Computer Science and Engineering.

Supervised By

**Ahmed Al Marouf**

Lecturer

Department of Computer Science and Engineering  
Daffodil International University

Co-Supervised By

**Shah Md. Tanvir Siddiquee**

Senior Lecturer

Department of Computer Science and Engineering  
Daffodil International University



**DAFFODIL INTERNATIONAL UNIVERSITY  
DHAKA, BANGLADESH  
MAY 2018**

## APPROVAL

This Project titled “**Bloodworld: A Social Web Application for Blood Donors and Seekers**”, submitted by Md. Sharikul Islam ID: 142-15-4108 to the Department of Computer Science and Engineering, Daffodil International University, has been accepted as satisfactory for the partial fulfillment of the requirements for the degree of B.Sc. in Computer Science and Engineering and approved as to its style and contents. The presentation has been held on **7<sup>th</sup> May 2018**

### BOARD OF EXAMINERS

---

**Dr. Syed Akhter Hossain**

**Professor and Head**

Department of Computer Science and Engineering  
Faculty of Science & Information Technology  
Daffodil International University




**Chairman**

---

**Dr. Sheak Rashed Haider Noori**

**Associate Professor & Associate Head**

Department of Computer Science and Engineering  
Faculty of Science & Information Technology  
Daffodil International University



**Internal Examiner**

---

**Md Zahid Hasan**

**Assistant Professor**

Department of Computer Science and Engineering  
Faculty of Science & Information Technology  
Daffodil International University



**Internal Examiner**

---

**Dr. Mohammad Shorif Uddin**

**Professor**

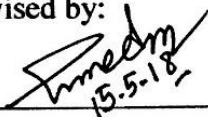
Department of Computer Science & Engineering  
Jahangirnagar University

**External Examiner**

## DECLARATION

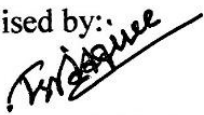
We hereby declare that, the work presented in this project report titled "**BloodsWorld: A Social Web application for Blood Donors and seekers**" is done by us under the supervision of Ahmed Al Marouf, Lecturer' Department of CSE, Daffodil international University, in partial fulfillment of the requirements for the degree of Bachelor of Science in Computer Science and Engineering. We are declaring this report is our original work. We ensure that neither this report nor any part has been submitted elsewhere for the award of any degree or diploma.

Supervised by:

  
15-5-18


Ahmed al Marouf  
Lecturer  
Department of CSE  
Daffodil International University

Co-Supervised by:

  
15-5-18

Shah Md. Tanvir Siddiquee  
Senior Lecturer  
Department of CSE  
Daffodil International University

Submitted by:

  
15-5-18

Md. Sharikul Islam  
ID: 142-15-4108  
Department of CSE  
Daffodil International University

## ABSTRACT

**BloodsWorld: A Social Web application for Blood Donors and seekers** deals with the maintenance of the system which is connected with those, who are Blood Seekers and Blood Donors. This is a Social web application which is like Facebook, twitter, etc. Its working procedure is different. Here we can store our personal information for helping other like when we need blood they can search blood donor and by clicking search button they can found donors information (Name, Address where he/she live, blood group, Phone number and main important things that is Last donate date).This project deals with retrieval of information through an Intranet based World-Wide Web-portal. It collects related information from all Blood Donors who are registered here. Development process of the system starts with System analysis. System analysis involves creating a formal model of the problem to be solved by understanding requirements. We have done this project by using is HTML, HTML5, CSS, CSS3, PHP, JavaScript and MySQL for database. After implementation of all functions, the system is tested in different stages and it works successfully as a prototype.

# TABLE OF CONTENTS

<b>CONTENTS</b>	<b>PAGE</b>
Board of examiners	ii
Declaration	iii
Acknowledgement	iv
Abstract	v
List of Figures	viii
List of Tables	ix
<b>CHAPTER</b>	
<b>CHAPTER 1: INTRODUCTION &amp; OBJECTIVES</b>	<b>1-4</b>
1.1 Introduction	01
1.2 Motivation	02
1.3 Objectives	02
1.4 Expected Outcome	02
1.5 Report Layout	03
<b>CHAPTER 2: BACKGROUND</b>	<b>5-8</b>
2.1 Introduction (Proposed System)	5
2.2 Related Works	5
2.3 Comparative Studies	7
2.4 Scope of the Problem	8
2.5 Challenges	8

<b>CHAPTER 3: REQUIREMENT SPECIFICATION</b>	<b>9-14</b>
3.1 Introduction	9
3.2 Requirement Collection and Analysis	9
3.3 Use Case Modeling and Description	9
3.3.1 Public Users	10
3.3.2 Registered Users	10
3.3.3 Admin	11
3.4 Logical Data Model	13
3.5 Design Requirements	14
<b>CHAPTER 4: DESIGN SPECIFICATION</b>	<b>15 - 16</b>
4.1 Front-end Design	15
4.2 Back-end Design	15
4.3 Interaction Design and UX	16
4.4 Implementation Requirements	16
<b>CHAPTER 5: IMPLEMENTATION AND TESTING</b>	<b>17 - 28</b>
5.1 Implementation of Database	17
5.2 Implementation of Front-end Design	17
5.3 Implementation of Interactions	26
5.4 Testing Implementation	26
5.5 Test Results and Reports	27
<b>CHAPTER 6: CONCLUSION AND FUTURE SCOPE</b>	<b>29 - 29</b>
5.1 Discussion and Conclusion	29
5.2 Scope for Further Developments	29
<b>REFERENCES</b>	<b>30</b>

## LIST OF FIGURES

2.1: Blood donors club Bangladesh	06
2.2: Badhan	06
2.3: Blood donation site on	07
3.1: Use-Case diagram of public users and registered user	10
3.2: Use-Case diagram of Admin	11
3.3 Donor Search Data model query	13
3.4 User Post and Notification Data model query	13
3.5: E-R diagram of the proposed system	14
5.1: Homepage	17
5.2: Donor search page	18
5.3: Donor search page for registered users	18
5.4: Donor search Result page	19
5.5: Donors found for registered users	19
5.6: Donor search page if donor not found	20
5.7: Donors not found for registered users	20
5.8: Password or email not valid	21
5.9: Registration page	21
5.10: User Dashboard - Homepage	22
5.11: Profile page of user	23
5.12: Notification page	24
5.13: Messaging page	24
5.14: Profile edit page	25
5.15: Profile edit contact info	25

## **LIST OF TABLES**

2.1 Comparison between related works.	07
3.1 Description of Use Case Diagram of Public Users	11
3.2: Description of Use Case Diagram of Registered Users	12
3.3: Description of Use Case Diagram of Admin	12
5.1: Use case testing and result	27



# CHAPTER 1

## INTRODUCTION

### 1.1 Introduction

This is a web-application, this called “**Bloodworld: A Social web-application for blood donor and seekers**”. In this time we faced many problem when we need blood donor. And also to make digital Bangladesh we should have to stop manual searching for blood donors. That’s why we just think to make this web-application to find blood donor and seekers easily. Actually our aim to help general people to find blood donors and also find blood seekers for who just want to donate blood. We just think about those people whose needed urgent blood.

As everybody knows there are so many blood bank or blood related organization they will serve people without any kind of profit, that’s we are also want to help people without any kind of profit that’s why we just working on it. This application is not only donor search engine this is also like social application. This is Twitter/Facebook like web-application because here users can create their post for donors, but it has some limitation that is users cannot create post without searching donors, users cannot added their cover photo, users cannot create any kind of post using photo, they (users) can update their photo but previous profile photo cannot be stored on database like photo will deleted and replace with new photo. In this users can create country based post like they can select country what he/she want and where they want to post, after that they have to select city of that country. On text box they just write their details where he/she need blood. When users create there post that will appear on their timeline, and bloods donors will get notification, then donors can response to blood seekers. Users also can update their own profile, they can update basic info, update passwords, social accounts links etc. People also find donors worldwide on find-donor section, there they have to select country which area they want to search and after that they also select city but at first they have to select blood-group then clicking the find donor button it will show all the donors of that city. And people can search other people by their name here whole users will be shown whose name like that. We always try to make this application very responsive

## 1.2 Motivation

Motivation this a simple word but it have a huge meaning, huge power, using this word people's will make themselves stronger. We get some of motivation from real life about my project like some times when we need blood donor then we call every people what is his blood group? Is he available for blood donate or not? That kind of problem we faced. Then we think about that matter and realize this is so much hesitated for human being to find blood donors that way.

## 1.3 Objectives

Our aim to find donors and seekers easily and make them all at one platform. That's why we are working on it. We just think to make this web-application to find blood donor and seekers easily. As everybody knows there are so many blood bank or blood related organization they will serve people without any kind of profit, that's we are also want to help people without any kind of profit that's why we just working on it. This application is not only donor search engine this is also like social application. We know in this time blood seekers have to face so many problem when he/she need blood donor. They ask one by one for blood donate or they also ask people, what is his/her blood group? From that thinking we are working on it to make easiest way to find blood donor and send them a notification that we need blood donor urgent. All donors of that specific blood group will received notification. This is our main objective to help people, who need blood donors. In our society we face this kind of problem. We also face this problem at some hospital where blood bank available but they want exchange blood for giving us that specific blood what we need. We inspired from that problem and we think to create a platform where every person will helpful. Every people helps each other's for humanity or saving another life.

## 1.4 Expected Outcome

Yes we have some expected outcome from this project. We want to make this project for future. We want that this application will be known for all people over the world using this name "**BloodsWorld**". As we say first this is social web-application for blood donors and seekers.

That's why our main purpose is to go for future. If it runs as well then our dream will be success. We want to launch this application for all country over the world but at first we will launch this application for Bangladesh. If here we get more and more users then we will launch it for all country. We will ensure you that it will run smoothly for all blood donors and seekers. We want to connect those people who need blood. This a non-profit organization so here we have not any kind of benefits from this project. I don't know this is benefit or not, but our main target is to help people if peoples are getting help for our work then that is our benefit.

There are some key point of outcome from this project are given bellow:

- To help people from heart.
- Finding donor easily just 8 clicks
- Give people a easiest prototype for finding blood donors and seekers

## **1.5 Report Layout**

Layout of this report is given bellow:

### **Introduction**

- Introduction
- Motivation
- Objectives
- Expected Outcome

### **Background**

- Introduction
- Related work
- Comparative studies
- Scope of the problem
- Challenges

### **Requirement specification**

- Business process modeling
- Requirement collection and analysis
- Use case modeling and description
- Logical data model

- Design requirements

### **Design specification**

- Font-end design
- Back-end design
- Interaction design and UX
- Implementation requirements

### **Implementation and testing**

- Implementation of database
- Implementation of Font-end design
- Implementation of interactions
- Testing implementation
- Test result implementation
- Test result and reports

### **Conclusion and future scope**

- Discussion and conclusion
- Scope for further developments

## **CHAPTER 2**

### **BACKGROUND**

#### **2.1 Introduction**

This is a web-application for blood donors and blood seekers. Not only in our country but all over the world there are some problem for blood donors and blood seekers. Like blood seekers did not get blood donors easily. In emergency situation when a patient need blood then she/he have to find blood donors one by one after ask them what is his/her blood group. If he/she had that same blood group then he/decide they are able to donate blood or not. That's why we are working on this side and then we build this web application to motivate them for donate blood via easiest way and also provide help and support.

Most of the people in this world are educated, they knows about technology. Form this motivation we take a chance to make it easy for people all over the world.

This time all over the world most of the people use internet via smartphone. From that point we will also develop mobile application like; Android based application and IOS based application.

#### **2.2 Related work**

There are so many web-application for blood donor all over the world. In Bangladesh there are some web-application they work for blood donor and seekers but when I study about then then I found some of their working criteria. That web-application have just user registration system and login system, like; there new user can register and then they can login their system, they can update their own profile, some of the application have status posting system. They can post there for blood. Some of international organization they work for blood donors who stored donor's data on their database and then they shows users profile as donor on their website.

Here some examples of Bangladeshi blood donor websites are given bellow:

This is a website where blood donor's information were stored. This is Bangladesh website. This websites working procedure is here users can register them as donor and also login, they can post here that he/she need blood.

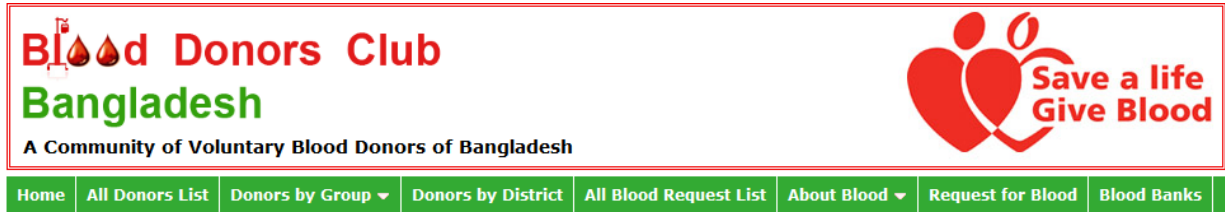


Fig 2.1: blood donors club Bangladesh [1]

Here is another local means Bangladeshi website where people can search blood donor. But there was a limitation that here public users cannot search blood donor, she/he must be login their website for searching donor.



Fig 2.2: badhan [2]

Here an example of international websites:

This website is from UK they also work for donors, here you they also have the same criteria, using that criteria they also stored donors information.

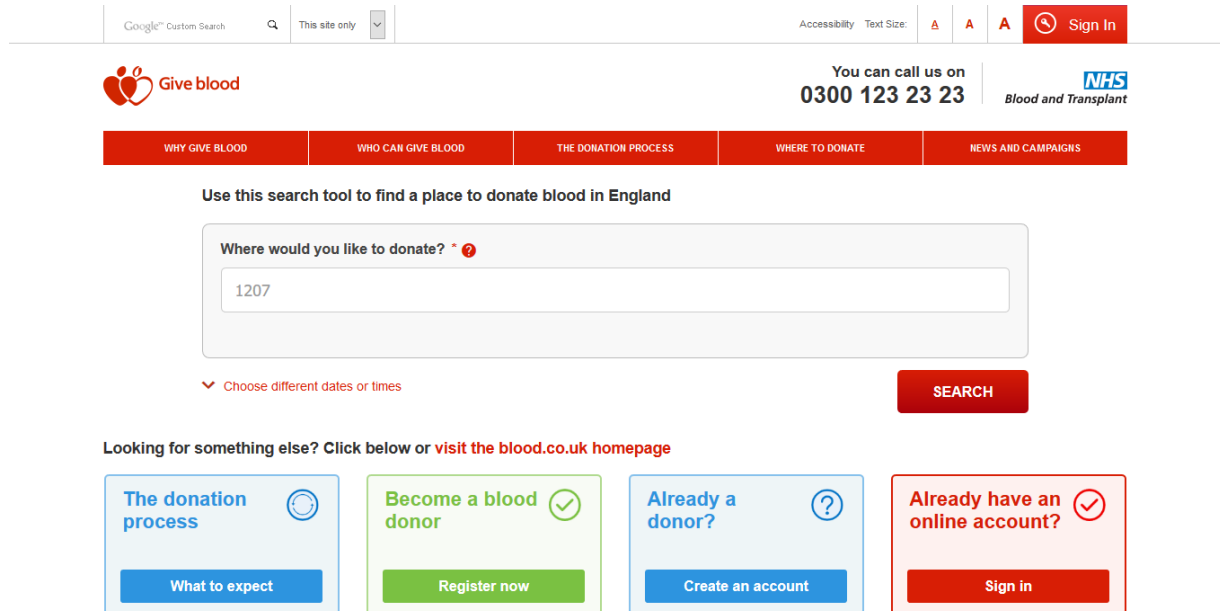


Fig 2.3: blood donation site on UK [3]

## 2.3 Comparative Studies

Our implemented web-application is totally different from the other existing web-application because few of web-application about blood donating system they just work to stored donor info and then show it for public users. But here we work with own concept and provide huge effort on this web-application.

Some differences of Related work about Blood Donor application and our application is given bellow:

Table 2.1 Compassion between related works.

Case	Blooddonorsbd.com	Badhan.org	Blood.co.uk	Our Project BloodsWorld.org
<b>Search Donor</b>	Yes	Yes	No	Yes
<b>Registration/ Login</b>	Yes	Yes	Yes	Yes

<b>Registration Process</b>	User Friendly	User Friendly	Hard to understand	User Friendly
<b>User Verification</b>	Yes	Yes	Yes	Yes
<b>Public Donor Search</b>	Yes	No	No	Yes
<b>User Post</b>	Yes	Yes	No	Yes
<b>User Posts Notification</b>	No	No	No	Yes
<b>Messaging</b>	No	No	No	Yes

## 2.4 Scope of the Problem

I don't think there was any kind of scope of problem but maybe there are some of problem behind of my mind.

- If we are not work properly to make this application responsive then there have some problem on mobile version or different type of devices.
- Some people are not use smartphone or computer that will be a problem in future, because without internet enabled devices they cannot get out services.

## 2.5 Challenges

Obviously we have some challenges to make our project. Really challenges are common things in our life when we make something.

- Providing users full support for their social activity.
- We should have to give them best support.
- As we say this is a web-application for blood donor and blood seekers so, we should make donors and seekers easily to find each other.
- We should make this apps very user friendly.
- Motivating people for donating blood.
- To make good relation between blood donor and seeker.



## **CHAPTER 3**

### **REQUIREMENT SPECIFICATION**

#### **3.1 Introduction**

Here in this chapter we discussed about requirement analysis. Requirement analysis is most important part because it shows how requirement are interacted with the application. We discussed here about how requirement were fulfill more efficiently to complete this project. We discuss here about requirement collection and then analysis procedure. We also discuss here about this projects use-case model and some to logical data model and design specification.

#### **3.2 Requirement Collection and Analysis**

We just collect some basic requirement from field level data. There are some points is given bellow:

- Working policy and details
- Marketing policy and details
- Blood donation policy and details
- Donor requirement details
- Get some data from online blood donation site and study from it that, that how this procedure works
- About new digital technology and details
- Blood donation requirement within proper date and details

#### **3.3 Use Case Modeling and Descriptions**

Basically there are three types of users on this web-application.

They are:

1. Public user
2. Registered user
3. Admin

### 3.3.1 Public Users

Who is public user? Basically public users are those people who are just visited this web-application online without registration purpose. They just only visit this site for finding donor without login.

### 3.3.2 Registered Users

Maybe all are knows about registered users because in the main case registered users can access all the function what are only for registered users. Like register users can post data on his/her profile? They can edit, update their information. They can sent message to other person who are already registered.

Here is the use-case diagram for public users and registered user is given bellow:

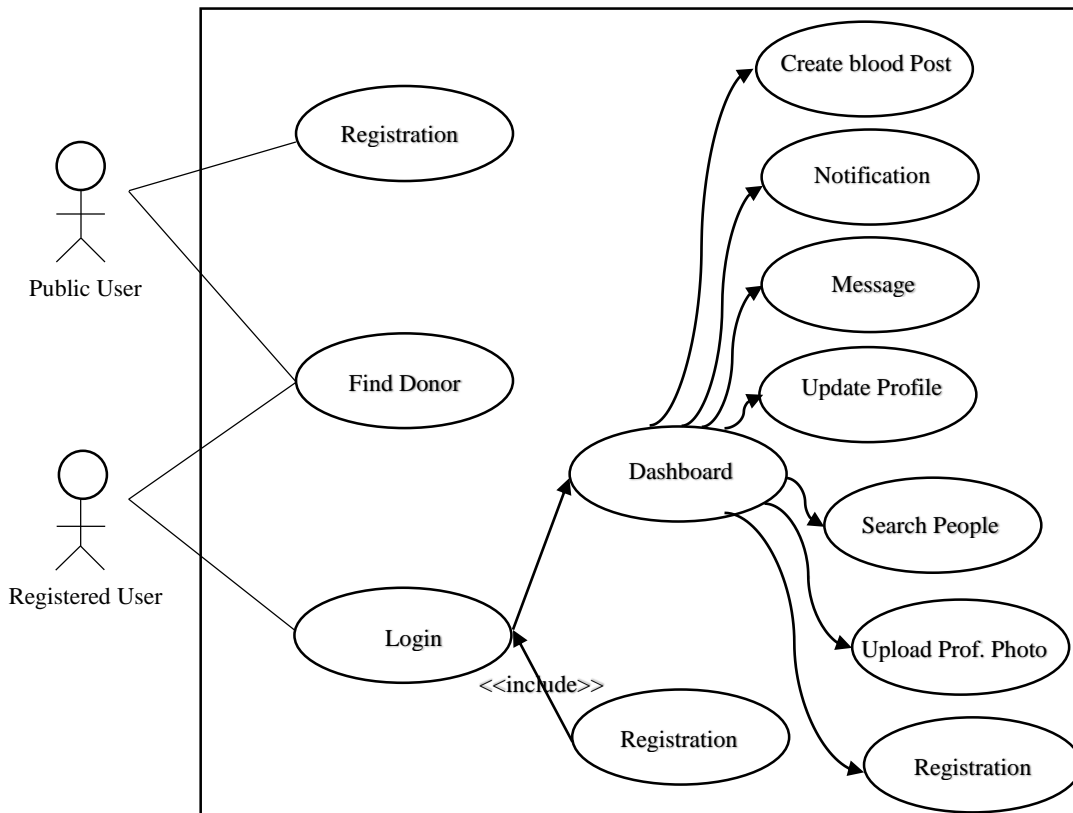


Fig 3.1: Use-Case diagram of public users and registered user

### 3.3.3 Admin

Admin! Admin is also a user, but it is super user because it has super controlling power. It can control every user. It looks like a designed database that can show every users information clearly and easily. Admin can manage all thing of their website.

Here is the use-case diagram for public users is given bellow:

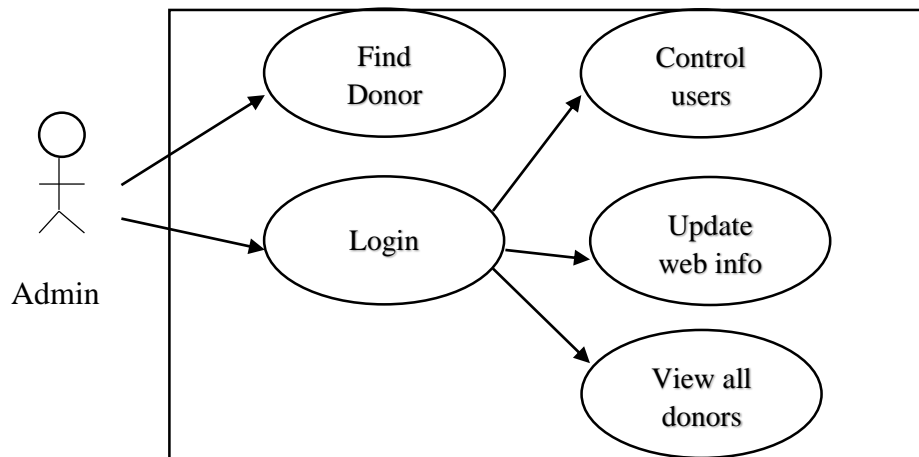


Fig 3.2: Use-Case diagram of Admin

Illustrates the idea of use cases of different users.

Table 3.1 Description of Use Case Diagram of Public Users.

Use-case (1)	Public Users of the system
Primary actor	Public Users
Secondary actor	Null
Pre-condition	This is only for public user, public users are who visited site
Description	Normal user that means public users can visit just site that's why we called them public users. Who are not registered as member on site. Public user only can find donor without login our site.
Post-condition	Show an acknowledgement to a public user that is welcome user. Here public users only access for finding donor

Table 3.2: Description of Use Case Diagram of Registered Users

Use-case (2)	Registered Users of the system
Primary actor	Registered Users
Secondary actor	Null
Pre-condition	This is only for Registered user. User Must have an Account for Log In. User need to Give all the correct information for create an account.
Description	Normally User can browse or system and see all the services. If she/he have an account then they can use our system. In registration procedure they should have to give us real information.
Post-condition	Show an acknowledgement to user that is welcome user. Here users only access all services

Table 3.3: Description of Use Case Diagram of Admin

Use-case (3)	Admin User of the system
Primary actor	Admin
Secondary actor	Null
Pre-condition	Admin Must have an account to Login and manage the system. The admin account is pre-defined by developer.as a result no one can create new admin.
Description	Admin can edit and delete the design of the application. Admin can remove a profile. Admin can see all users. He will be able to control or manage the whole system.
Post-condition	No one will be able to login into admin panel. If he/she don't have a user id and password.

### 3.4: Logical Data model

Logical data model of “Donor Search” is given bellow:

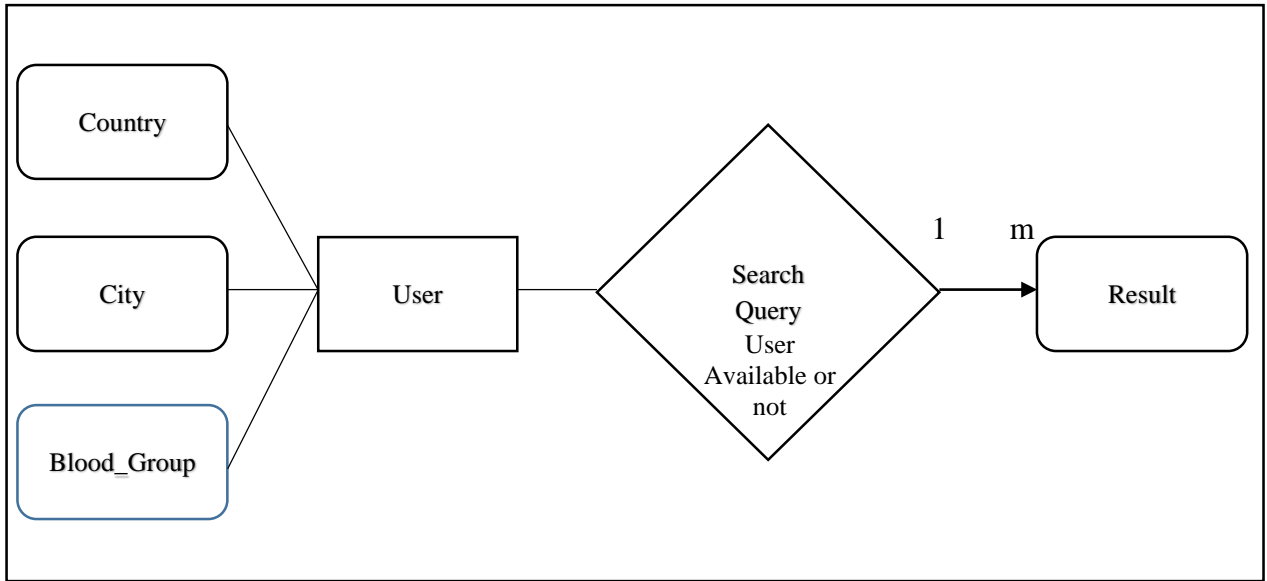


Fig 3.3: Donor Search Data model query

Logical data model of “User Post and Notification” is given bellow:

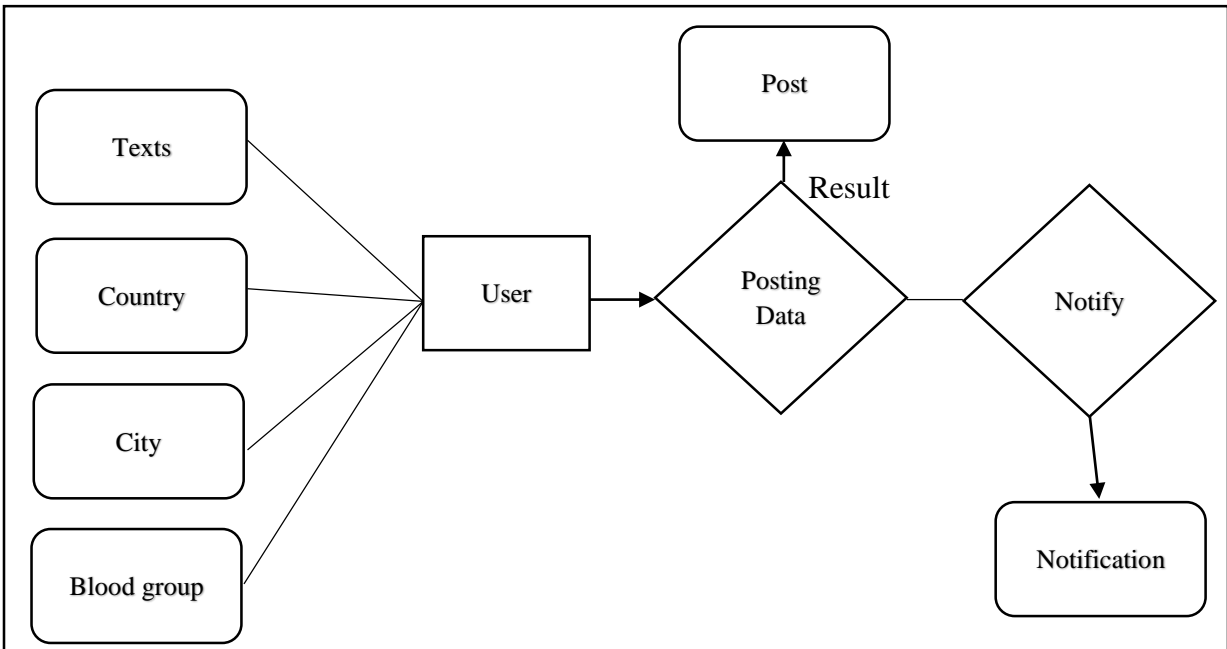


Fig 3.4: User Post and Notification Data model query

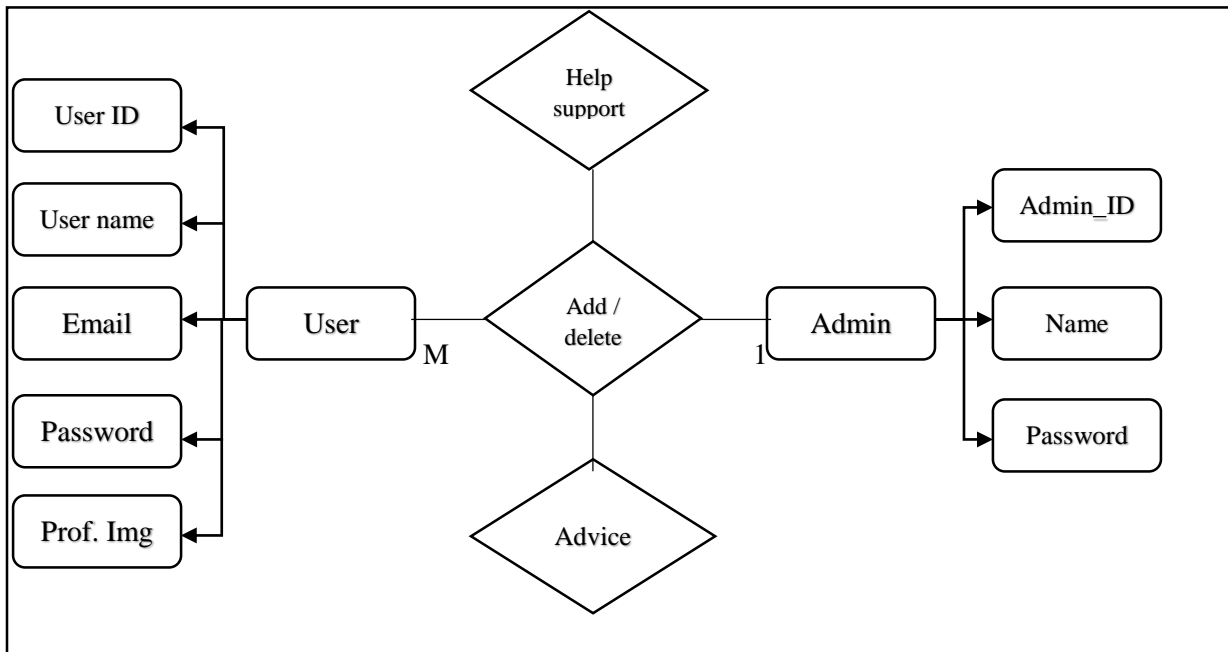


Figure 3.5: E-R diagram of the proposed system

### 3.5 Design Requirements

- Here the system is basically will use three types of user, those are system admin, registered user, and the last one is public user. Public user is just visit web pages and can search donor. Registered user take support, advice, terms & policy of use from admin.
- Admin can control all the system and will setup settings.
- User can create account by using valid information and login.
- If user give his/her email and phone number when he/she is in trouble then admin can help him.
- Here registered user can create their post by selecting blood group, country and city.
- Registered user and public user can contact with admin via message on FAQ.
- That messages will stored in database after that admin can give solution to user.
- When user create a post then other user from that country and city will receive notification.
- Every post will remove automatically after 7 days.
- Users can communicate with others member via message.

## **CHAPTER 4:**

### **DESIGN SPECIFICATION**

#### **4.1 Front-end Design**

- This social web-application for blood donors and seekers will be used by three types of users, those are public users, registered users and admin user.
- Every user can visit this web page, here they can see index page where they can see login option, registered option.
- Registered user can login here by using simple login form, where he/she has to input their email id and password.
- Registered user can recover his/her password when he/she lost his/her password by using recovery option.
- Here we just include session for user of this system, where they can save login information through cookies of browser.
- Users can create posts on their timeline home-page/profile-page.
- Users can update their profile information.
- Users can change their password after login on this site.

#### **4.2 Back-end Design**

- In back-end all control is for admin what is given by developer. Here admin can control all settings of this system and also control all users.
- Users can login and create an account with valid information.
- All things will be stored in database via SQL query.
- User to user they can send message and users also can contact with system administrator/admin.
- All posts by user will be deleted automatically within 7 days.
- Registered users can create post by their own account then other user will also get notification.

### **4.3 Interaction Design and UX**

Interaction Design is very important to make any system easy. Here we use various kind of buttons, icons and pictures to make our site user friendly. Users can easily interact with this system because we use beautiful colors. Here we just implement many other options for selection. We use input text options manually what users need. Color combination is very important for user attraction that's why we use the best color combination.

### **4.4 Implementation of requirements**

In our system we just use some technology to develop.

Those are:

- Markup language: HTML 5
- Design: CSS
- Programming/Scripting Language: PHP, JAVA SCRIPT (JS), JQuery
- Database: MySQL
- Framework: Bootstrap



# CHAPTER 5

## IMPLEMENTATION AND TESTING

### 5.1 Implementation of Database

- Create database
- Create some user table
- For data implementation we use group wise SQL queries
- According to role of user, we store user\_email and user\_password different database, and other basic information store in another database
- For deleting data we use delete query

### 5.2 Implementation of Front-end Design

This is homepage of our system, here first time public can view our public section. But if she/he create an account on our system then they can login to our system. After login they can perform their action as define by user role.

Email Password Login

**BloodsWorld**

**BloodsWorld helps you to connect and share Blood with people.**  
Donate Blood, Save Life, Be Proud...

Find Donor

**Create an account**  
Donate Blood, Save Life, Be Proud...

Full Name

Email

Password

contact number

**Blood Group:** select  Male  Female

Birthday

1 Jan 2002 Why need Date-of-Birth

By clicking Sign Up, you agree to our Terms and Data Policy, including our Cookie Use Policy. You may receive SMS message notifications from BloodsWorld and at any time

I want to donate blood

Sign-Up

About . Privacy . Terms & Policies . Donor requirement

Fig 5.1: Homepage

This page is for searching donor for public users

The screenshot shows the public donor search page for BloodsWorld. At the top, there is a green header with the site name 'BloodsWorld' on the right. On the left, there is a login section with fields for 'Email' and 'Password', and a 'Login' button. Below the login section, there are three dropdown menus for 'Country', 'City', and 'Blood Group'. A blue 'Find Donor' button is positioned below these dropdowns.

Fig 5.2: Donor search page

This page is for searching donor for registered users

The screenshot shows the donor search page for registered users. At the top, there is a green header with navigation links: 'Home', 'Profile', 'Messages', and 'Find Donor'. On the right side of the header, there are icons for a notification bell and a user profile. The main content area is divided into three sections. On the left, there is a profile card for 'SHAHID AFRIDI' with a red and white background, a blue silhouette of a person, and a bio: 'I wish I was a little bit taller, wish I was a baller, wish I had a girl also.' Below the bio, there is an 'About' section with details: 'Blood Group: AB-', 'Lives in Dhaka, Bangladesh', 'From Bogra, Bangladesh', 'Last Donate: 2017-12-15', and 'Donor Status: Available'. Below that is a 'Social Links' section with links for Facebook, Twitter, and Skype, all labeled 'SHAHID AFRIDI'. On the right, there is a search form with dropdown menus for 'Blood Group', 'Country', and 'City', and a blue 'Find Donor' button. In the top right corner, there are links for 'About', 'Privacy', 'Terms & Policies', and 'Donor requirement', along with a copyright notice: 'CopyRights © BloodsWorld 2016-2019 All rights Reserved'.

Fig 5.3: Donor search page for registered users

After search donor then this page will show for public users

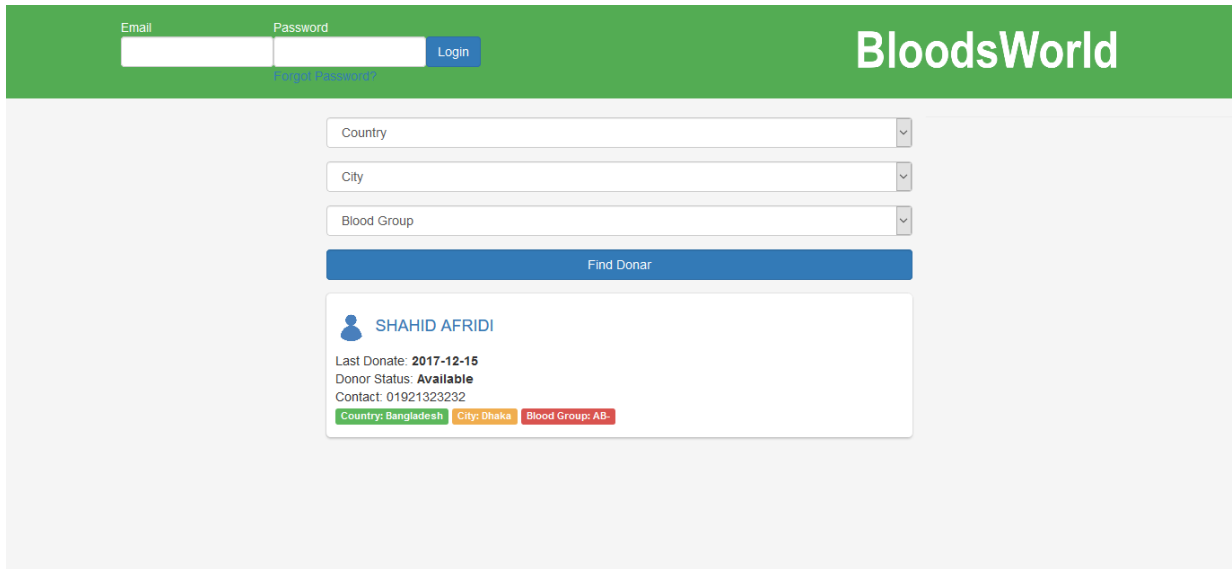


Fig 5.4: Donor search Result page

When donor found then this page will show for registered users

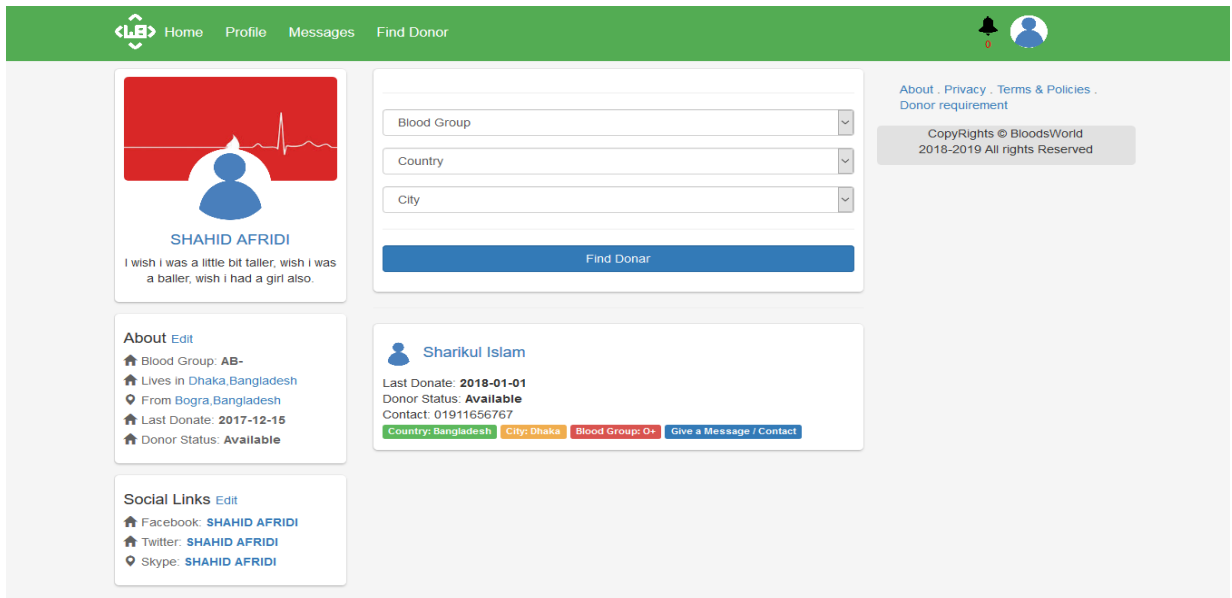


Fig 5.5: Donors found for registered users

After donor search if donor not found then system will show this page for public users

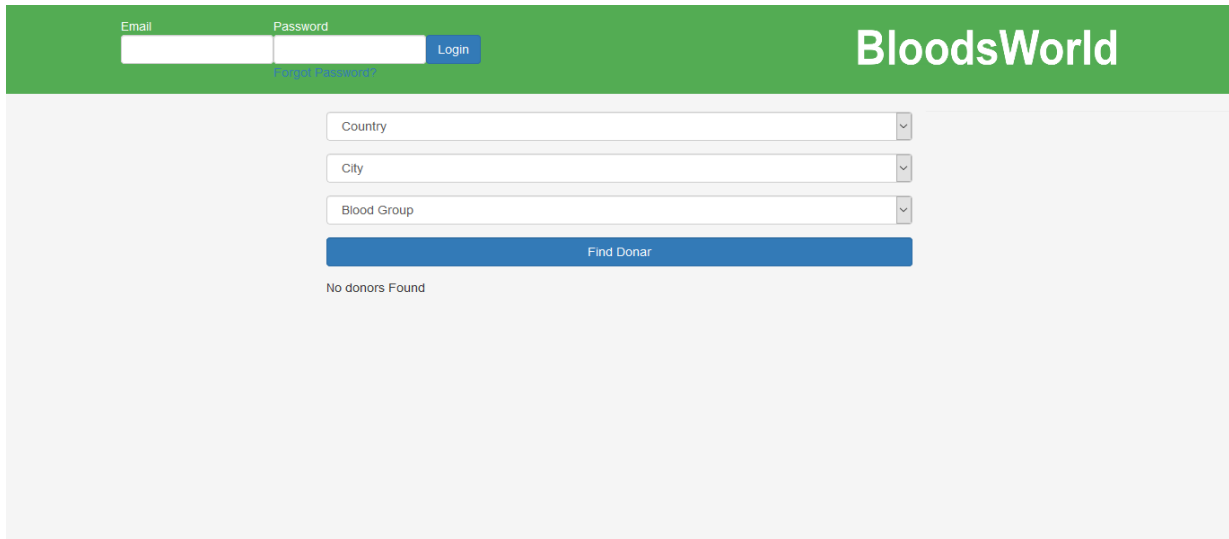


Fig 5.6: Donor search page if donor not found

When Donors not found after search then this page will show for registered users

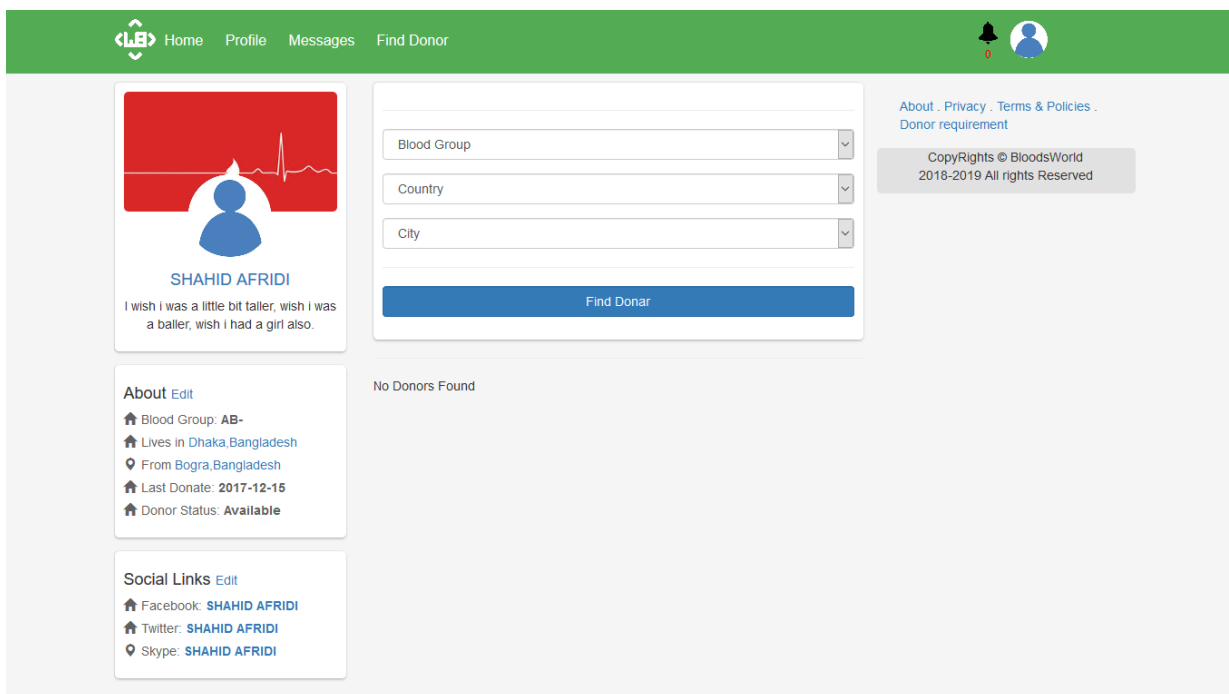


Fig 5.7: Donors not found for registered users

In login system if password or email not valid then system will show this page

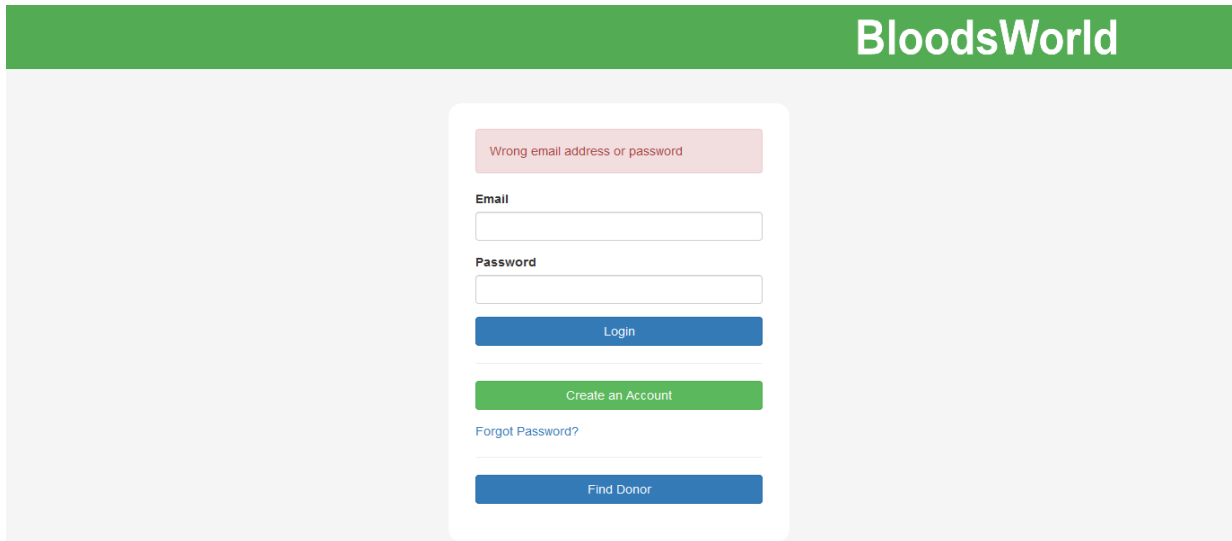


Fig 5.8: Password or email not valid

Registration page for user

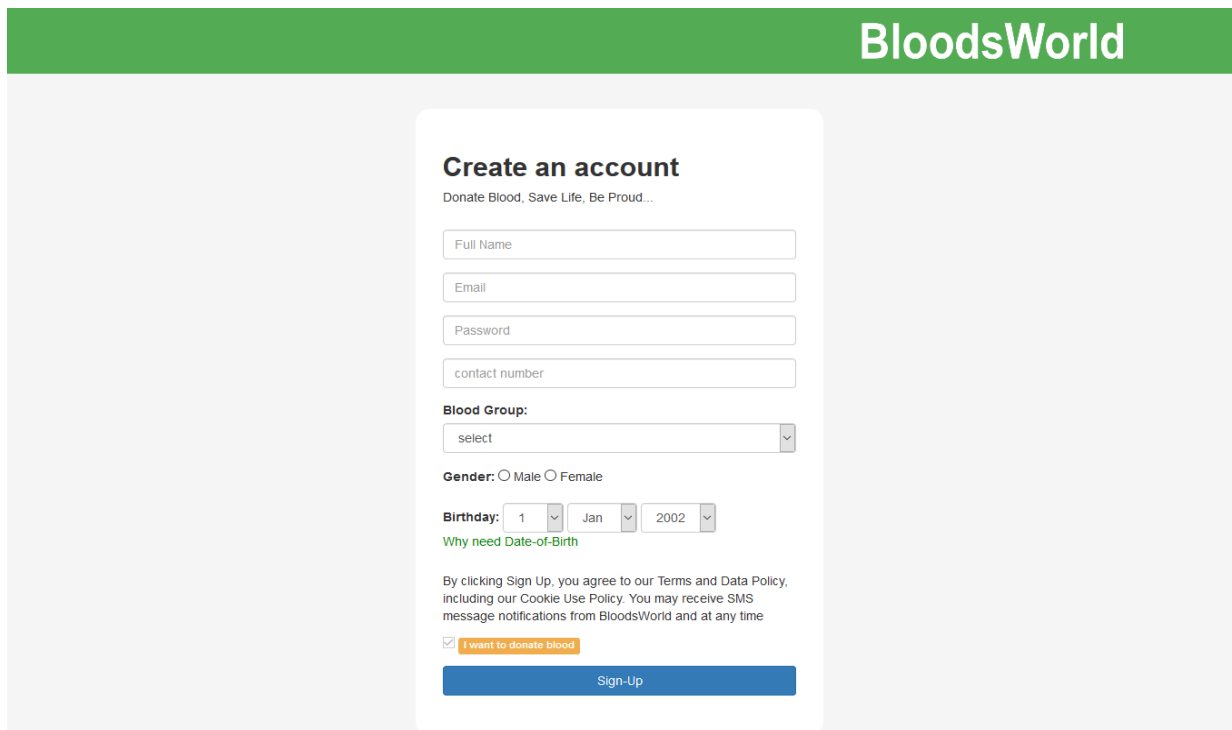


Fig 5.9: Registration page

After login then homepage is like this

Home Profile Messages Find Donor

SHAHID AFRIDI  
I wish i was a little bit taller, wish i was a baller, wish i had a girl also.

About Edit  
Blood Group: **AB-**  
Lives in **Dhaka, Bangladesh**  
From **Bogra, Bangladesh**  
Last Donate: **2017-12-15**  
Donor Status: **Available**

Social Links Edit  
Facebook: **SHAHID AFRIDI**  
Twitter: **SHAHID AFRIDI**  
Skype: **SHAHID AFRIDI**

Country: Bangladesh City: Dhaka Blood Group: O+ POST

SHAHID AFRIDI  
23 hours ago.  
4 BAG blood need urgent. contact: 01800000000  
Country: Bangladesh City: Dhaka Blood Group: O+ Give a Message / Contact

SHAHID AFRIDI  
1 days ago.  
blood need 2 bag at square hospital Bogra. Its urgent  
Country: Bangladesh City: Bogra Blood Group: AB+ Give a Message / Contact

SHARIKUL ISLAM  
1 days ago.  
urgent blood need. shoharowardi medical college and hospital. Dhaka contact: 01911000000  
Country: Bangladesh City: Dhaka Blood Group: AB- Give a Message / Contact

SHAHID AFRIDI  
2 days ago.  
Urgent Blood needed. Dhaka Medical college. 7 bag blood needed. call me or message me ASAP my number: 01911000000  
Country: Bangladesh City: Cumilla Blood Group: AB- Give a Message / Contact

SHAHID AFRIDI  
4 days ago.  
Urgent Blood needed. BRB Hospital Panthapath Dhaka. 7 bag blood needed. call me or message me ASAP  
Country: Bangladesh City: Bogra Blood Group: O+ Give a Message / Contact

About . Privacy . Terms & Policies . Donor requirement  
CopyRights © BloodsWorld  
2018-2019 All rights Reserved

Fig 5.10: User Dashboard - Homepage

After Login User Profile page is like this,

Home Profile Messages Find Donor

SHAHID AFRIDI

I wish I was a little bit taller, wish I was a baller, wish I had a girl also.

**About Edit**

- Blood Group: AB-
- Lives in Dhaka, Bangladesh
- From Bogra, Bangladesh
- Last Donate: 2017-12-15
- Donor Status: Available

**Social Links Edit**

- Facebook: [SHAHID AFRIDI](#)
- Twitter: [SHAHID AFRIDI](#)
- Skype: [SHAHID AFRIDI](#)

Write your post here! Like: Hospital name, Address, Phone number and Description

Country City Blood Group POST

**SHAHID AFRIDI**  
1 days ago.

4 BAG blood need urgent. contact: 01800000000

Country: Bangladesh City: Dhaka Blood Group: O+

**SHAHID AFRIDI**  
1 days ago.

blood need 2 bag at square hospital Bogra. its urgent

Country: Bangladesh City: Bogra Blood Group: AB+

**SHAHID AFRIDI**  
2 days ago.

Urgent Blood needed. Dhaka Medical college. 7 bag blood needed. call me or message me ASAP my number: 01911000000

Country: Bangladesh City: Cumilla Blood Group: AB-

**SHAHID AFRIDI**  
4 days ago.

Urgent Blood needed. BRB Hospital Panthapath Dhaka. 7 bag blood needed. call me or message me ASAP

Country: Bangladesh City: Bogra Blood Group: O+

About Privacy Terms & Policies Donor requirement

CopyRights © BloodsWorld  
2018-2019 All rights Reserved

Fig 5.11: Profile page of user

Notification page of our system is given bellow:

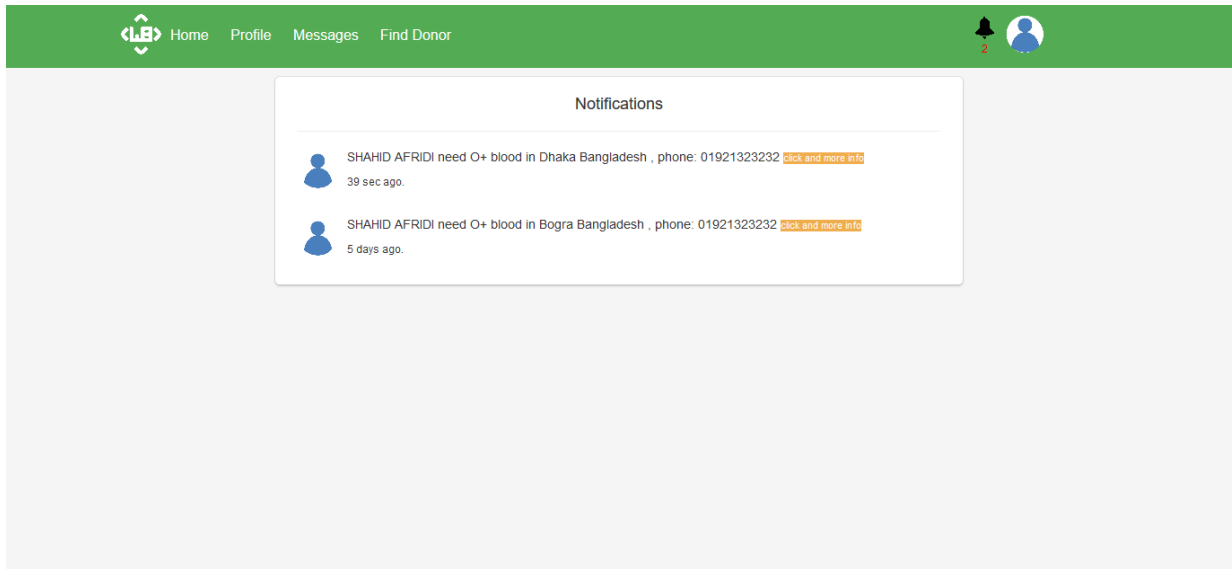


Fig 5.12: Notification page

Messaging system of our system is given bellow:

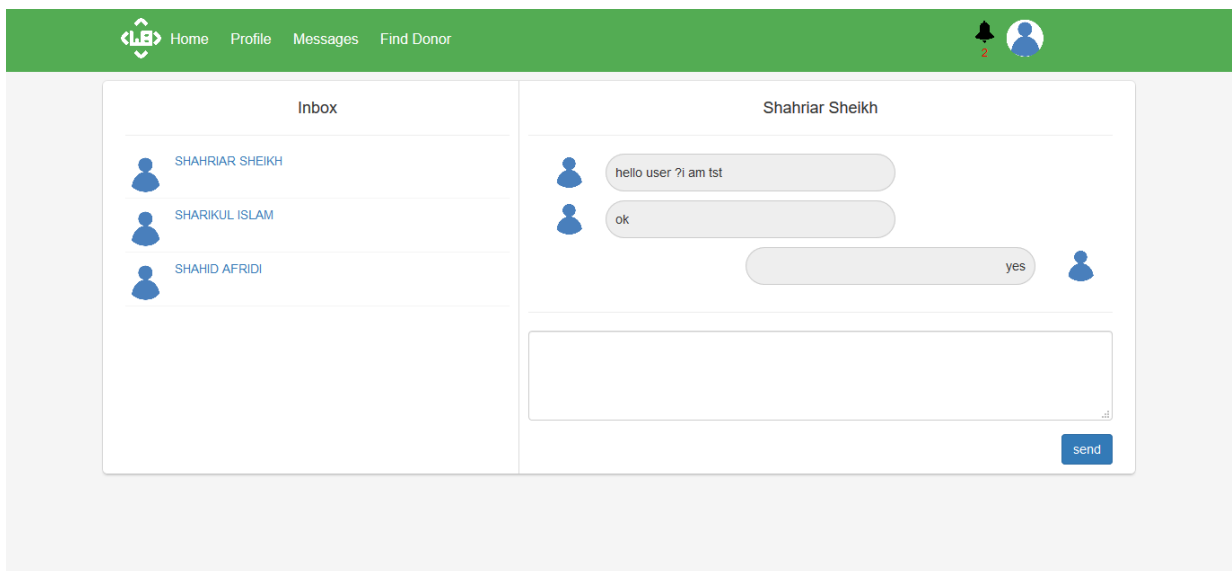


Fig 5.13: messaging page



Profile settings/editing/update page is like this

The screenshot shows a web interface for editing a user profile. At the top, a green navigation bar contains links for Home, Profile, Messages, and Find Donor, along with a notification bell and a user profile icon. The main content area is divided into several sections:

- Profile Card:** Features a red header with a white silhouette of a person and a heartbeat line. Below it, the name "SHAHID AFRIDI" is displayed, followed by a bio: "I wish i was a little bit taller, wish i was a baller, wish i had a girl also."
- About Section:** Includes an "About Edit" link and details such as Blood Group (AB-), Lives in (Dhaka, Bangladesh), From (Bogra, Bangladesh), Last Donate (2017-12-15), and Donor Status (Available).
- Social Links Section:** Lists links for Facebook, Twitter, and Skype, all associated with the name "SHAHID AFRIDI".
- Basic info Form:** A central form with the following fields:
  - Name: SHAHID AFRIDI
  - Sex: Male
  - Date of Birth: 1 Jan 2002
  - Lives in: Bangladesh Dhaka
  - Home Town: Bangladesh Bogra
  - Last Donate: 12/15/2017
  - Upload Photo: Browse... No file selected.A blue "Save" button is located at the bottom of the form.
- Right Sidebar:** Contains a menu with "Basic info", "Contact", and "Settings". It also includes links for "About", "Privacy", "Terms & Policies", and "Donor requirement", along with a copyright notice: "CopyRights © BloodsWorld 2018-2019 All rights Reserved".

Fig 5.14: profile edit page

Profile edit page of contact info is

The screenshot shows a web application interface for editing a user's profile. At the top, there is a green navigation bar with a logo on the left and navigation links: Home, Profile, Messages, and Find Donor. On the right side of the bar, there is a notification bell icon with a '2' and a user profile icon. The main content area is divided into three columns. The left column features a profile card for 'SHAHID AFRIDI' with a red header, a blue profile picture, and a bio: 'I wish I was a little bit taller, wish I was a baller, wish I had a girl also.' Below the profile card are sections for 'About' (with an 'Edit' link) and 'Social Links' (with 'Edit' link). The 'About' section lists: Blood Group: AB-, Lives in: Dhaka, Bangladesh, From: Bogra, Bangladesh, Last Donate: 2017-12-15, and Donor Status: Available. The 'Social Links' section lists: Facebook: SHAHID AFRIDI, Twitter: SHAHID AFRIDI, and Skype: SHAHID AFRIDI. The middle column is titled 'Contact info' and contains several form fields: 'Lives in:' with dropdowns for 'Bangladesh' and 'Dhaka'; 'Home Town:' with dropdowns for 'Bangladesh' and 'Bogra'; 'Mobile Number:' with a text input containing '01921323232'; 'Facebook:' with a text input containing 'shankui12'; 'Twitter:' with a text input containing 'shankui12'; and 'Skype:' with a text input containing 'ovi.sharik'. A blue 'Save' button is at the bottom of this section. The right column contains a sidebar with 'Basic info', 'Contact', and 'Settings' tabs. Below the tabs are links for 'About', 'Privacy', 'Terms & Policies', and 'Donor requirement'. At the bottom of the sidebar is a copyright notice: 'CopyRights © BloodsWorld 2018-2019 All rights Reserved'.

Fig 5.15: Profile edit contact info

### 5.3 Implementation of Interactions

User interaction is the main things of any system. Without interactive design of any system no one will be interested. We just implement interactive design of UI for better user experience. Here we use some colorful icons, buttons, and texts for user interaction. This system is designed with sequence of step to help people. We just try to make it very user friendly because if it is user friendly then everybody will like it. Here we use bootstrap css framework to make this application responsive.

### 5.4 Testing Implementation

This is a process of testing that is upcoming implementation of our system. Here we use some testing method to prove that our system work. We checked user email and user password for login verification that is work. We also checked user registration form that properly work or not

but its work. We know about software testing, it basically work for find out errors of any system. There are many option to test a software like a software can be test by executing codes, design, and finally execution of the whole system combining codes & design.

## 5.4 Testing Results and Reports

Every system have some result of testing. The testing table is given bellow

Table 5.1: Use case testing and result

Test Case	Test Case Step	Test Case Description	Expected Result	Actual Result	Status	Date
1.Login	Enter Email and password	Email: <a href="mailto:sharik@gmail.com">sharik@gmail.com</a> Pass: 1gha	Successfull y logged in and redirect to dashboard	Successfull y logged in	Pass	02-Jan-18
2.Registration	Enter Fullname,email,password,Phone, Blood_group, Gender Date of birth	Name: Sharik, Email: <a href="mailto:Sharik@gmail.com">Sharik@gmail.com</a> , , Pass: 1gha, Phone: 01616154108, Blood_group: O+, Gender: Male, DOB: 18-10-1996	Successfull y Registered	Registration Successful	Pass	02-Jan-18
3. User Post	Enter Text, select country,city,Blood_group	Text: hello I need Blood, Country: Bangladesh, City: Dhaka, Blood_group: O+	Text Posted	Text Posted	Pass	03-Jan-18
4. Donor Status	Update Last Donate Date	Date: 18-10-2017	Donate date change	Donate date changed	Pass	03-Jan-18
5. Update basic info	Current town, Home town	CT: Dhaka, Bangladesh, HT: Bogra, Bangladesh	Information save and show	Information saved and show profile	Pass	03-Jan-18

6. Donor Search	Select Country, City, Blood_group	Country: Bangladesh, City: Dhaka, Blood_group: O+	Search result shown donors	Search result shown donors	Pass	03-Jan-18
7. Notification	After creating post other user get notification	Users get notification if his/her blood_group is same as posts Blood_group	Get notification	Showing notification	Pass	16-Feb-18
8. Messages	Send message between each other	User1= hello User2= hi user1?	Send message, Received message	Message sent, Message Received	Pass	16-Feb-18

## **CHAPTER 6**

### **CONCLUSION AND FUTURE SCOPE**

#### **5.1 Discussion and Conclusion**

The conclusion we just say about our project that is to construct such a dynamic web application which will help people to find Blood Donors easily on just few clicks. We started thinking about this project last two years. After all by the grace of Allah we just made it. We just make this project for helping people. We think this application will be very helpful for people's whole over the world.

At the end we just want to say something's about this project which was setup and achieved to a good extent. This project helps to make good developing software for clients. From the beginning of this project we just learn many of things.

One day this application will be most popular application for blood donors and seekers.

#### **5.2 Scope for Further Developments**

We have some visions about this project. As we know our country is developing country and also our country try to be a digital country. From that perspective we just working on it and we will work on future. To make our country digital we are working.

There are some future facilities of our application is given bellow

- Presently we just launched our application for our country "Bangladesh" but in future we will extended for world-wide.
- We will develop Android application and IOS application for reach every person.

## References

- [1] Learn about blood Donors Application, available at <<<http://www.blooddonorsbd.com>>>, last accessed on 06-04-2018 at 12:00pm.
- [2] Learn about blood Donors Application, available at <<<https://www.Bbadhon.org>>>, last accessed on 06-04-2018 at 12:00pm.
- [3] Learn about blood Donors Application, available at <<<https://my.blood.co.uk>>>, last accessed on 06-04-2018 at 12:00pm.
- [4] Learn about Social Web-Application, available at <<<https://facebook.com>>>, last accessed on 06-04-2018 at 02:00pm.
- [5] Learn about Social Web-Application, available at <<<https://twitter.com>>>, last accessed on 06-04-2018 at 02:00pm.

## Plagiarism Check

Here we check plagiarism from “plagamme.com”. After complete checking we found 11% of plagiarism.

The output picture is given bellow:

