

INTERNSHIP REPORT ON WEBSITE APPLICATION DESIGN AND DEVELOPMENT

BY

**Md. Nuruzzaman Lucky
ID: 131-15-2188**

This Report Presented in Partial Fulfillment of the Requirements for the Degree of
Bachelor of Science in Computer Science and Engineering

Supervised By

Dr. Fernaz Narin Nur
Assistant Professor
Department of CSE
Daffodil International University



DAFFODIL INTERNATIONAL UNIVERSITY

DHAKA, BANGLADESH

MAY 2018

APPROVAL

This Project/internship titled “**Internship report on Web Application Design and Development,**” submitted by **Md. Nuruzzaman Lucky**, ID No: 131-15-2188 to the Department of Computer Science and Engineering, Daffodil International University has been accepted as satisfactory for the partial fulfillment of the requirements for the degree of B.Sc. in Computer Science and Engineering and approved as to its style and contents. The presentation has been held on 6th May 2018.

BOARD OF EXAMINERS



Dr. Syed Akhter Hossain
Professor and Head

Department of Computer Science and Engineering
Faculty of Science & Information Technology
Daffodil International University


Chairman



Dr. Sheak Rashed Haider Noori

Associate Professor and Associate Head
Department of Computer Science and Engineering
Faculty of Science & Information Technology
Daffodil International University


Internal Examiner



Md. Zahid Hasan
Assistant Professor

Department of Computer Science and Engineering
Faculty of Science & Information Technology
Daffodil International University

Internal Examiner



Dr. Mohammad Shorif Uddin
Professor


Department of Computer Science and Engineering
Jahangirnagar University

External Examiner

DECLARATION

I hereby declare that, this project has been done by me under the supervision of **Dr. Fernaz Narin Nur, Assistant Professor, Department of CSE, Daffodil International University**. I also declare that neither this project nor any part of this project has been submitted elsewhere for award of any degree.

Supervised by:




Dr. Fernaz Narin Nur

Assistant Professor

Department of CSE

Daffodil International University

Submitted by:



(Md. Nuruzzaman Lucky)

ID: 131-15-2188

Department of CSE

Daffodil International University

ACKNOWLEDGEMENT

First I express our heartiest thanks and gratefulness to almighty God for His divine blessing makes me possible to complete the final year project/internship successfully.

We really grateful and wish our profound our indebtedness to **Dr. Fernaz Narin Nur, Assistant Professor, Department of CSE** Daffodil International University, Dhaka. Her infinite patience, scholarly guidance, continual encouragement, constant and energetic supervision, constructive criticism, valuable advice, reading many inferior draft and correcting them at all stage have made it possible to complete this internship project documentation. Without this valuable support and guidance, this internship could not elevate up to this level of development from my point of view.

I would like to express our heartiest gratitude to **Dr. Syed Akhter Hossain, Professor and Head, Department of CSE**, for his kind help to finish our project and also to other faculty member and the staff of CSE department of Daffodil International University.

I would like to thank our entire course mate in Daffodil International University, who took part in this discuss while completing the course work.

Finally, I must acknowledge with due respect the constant support and patients of my parents.

ABSTRACT

WEBSITE DESIGN AND DEVELOPMENT were the main objective of this internship. To develop a web based application or software there are several programming languages that are in use. Some of them are only used for the frontend and backend design of the software. For example-HTML3, HTML4, HTML5, CSS, Bootstrap Framework etc. There are also some other programming languages that are used to develop the dynamic functions of the software or application. For example-PHP, Java etc. Nowadays there are also some framework's that use vastly. Frameworks are basically structured programming by using Model, View, and Controller. It is also called as MVC. If we develop web based application that is very useful for us because we can access it from anywhere of the world. It is very helpful for our daily life. That is why I choose subject of my report is "WEBSITE DESIGN AND DEVELOPMENT". Working in **Insight Bangladesh Foundation** added huge experiences in my upcoming career. Solving real life problems was another key issue. This report takes us through all the details of WEBSITE DESIGN AND DEVELOPMENT knowledge and experience gathered during this internship period.

TABLE OF CONTENTS

CONTENT	PAGE NO
Approval	i
Declaration	ii
Acknowledge	iii
Abstract	iv
Table of content	v
List of figure	ix

CHAPTER	PAGE NO
CHAPTER 1: INTRODUCTION	1-4
1.1 Introduction	1
1.2 Objectives	1
1.2.1 To save the time and resources	1
1.2.2 To reduce the number of workers	2
1.2.3 To reduce the space being used	2
1.2.4 To reduce the work load	2
1.2.5 To make it easy to search any record	2
1.2.6 To edit records and update the database easily	2
1.2.7 To make the system user friendly	2
1.3 Motivation	3
1.4 Internship Goals	3
1.5 Report Layout	4

CHAPTER 2: INTERNSHIP ENTERPRISE	5-9
2.1 About the Company	5
2.2 IT Services Offered	6
2.2.1 Fixed Price System Develop	6
2.2.2 Software Development Kit	6
2.2.3 Pay Roll Software	6
2.2.4 Managing Site Content	6
2.2.5 Software Marketing	6
2.2.6 Dedicated Support Team	6
2.2.7 Installation & Technical Manuals	6
2.2.8 Website Optimization	6
2.2.9 Web design & Development	7
2.2.10 Website Technical Support	7
2.3 Roles in Job Market	8
2.3.1 Salaries are Average	9
2.3.2 Job Titles Are Vague	9
2.3.3 Jobs are Multi-skilled	9
CHAPTER 3: INTERNSHIP ROLES AND RESPONSIBILITIES	10-18
3.1 Training Attended	10
3.2 Assigned Responsibilities	10
3.3 Work Environment	11
3.3.1 Using Web Development Project Template	11
3.4 Performed Tasks	14

CHAPTER 4: INTERNSHIP OUTCOMES	19-23
4.1 Problems and Solutions	19
4.1.1 Problems	19
4.1.2 Solutions	20
4.2 Learning Outcomes	20
4.2.1 HTML	20
4.2.1 CSS	20
4.2.3 Bootstrap	20
4.2.4 JavaScript	21
4.2.5 PHP BASIC	21
4.2.6 Date & Time Function	22
4.2.7 Number Functions	22
4.2.8 Forms, Session, Cookie, Reg Expression	22
4.2.9 File Operation	23
4.3 Challenges	23
CHAPTER 5: CONCLUTION AND FUTURE SCOPE	24-25
5.1 Discussion	24
5.2 Conclusion	25
5.3 Future Scopes	25
REFERENCE	26

LIST OF FIGURES

FIGURES	PAGE NO
Figure 3.1: Web design templates	12
Figure 3.2: Home page	15
Figure 3.3: Clothing page	15
Figure 3.4: Order Us page	16
Figure 3.5: Contract Us page	16
Figure 3.6: Admin page	17
Figure 3.7: Login page	17
Figure 3.8: Register page	18
Figure 3.9: Payment page	18

CHAPTER 1

INTRODUCTION

1.1 Introduction

PHP was developed by Ramus Ledford. It is a freeware. It is also a weakly typed, free from language. PHP has since evolved into a powerful server-side markup language with syntax that resembles a mix between Perl and C. PHP is a server-side scripting language designed specifically for the web. Within an HTML page, we can embed PHP code that will be executed each time the page is visited. HTML generate the web page with the static text and images. However, the need evolved for dynamic web base usage. These dynamic usages are facilities by PHP [1].

Other tasks that PHP is especially good at are database access, disk access, networking and text manipulation. PHP is an excellent alternative to such similar programming solutions as Microsoft's proprietary scripting engine ASP and Allayer's rather expensive Cold fusion. As mentioned before, PHP is a cross-platform language.

Finally, PHP is easy. If you know C or Perl, learning PHP is a cinch. The language is a mix between the two, taking the best features from both. Plus, PHP adds features to solve common problems that programmers often encounter when programming for the web.

1.2 Objectives

The objective of the web development is to handle the entire activity of a website. The software keeps track of all the information about the entire website. The system contains database where all the information will be stored safely.

1.2.1 To save the time and resources

The website system will take less time in entering the data, processing it and getting its output. Fewer resources will be used as no large registers, files, ledgers, pens; correctors will be needed or used.

1.2.2 To reduce the number of workers

After the system will be computerized only a single computer operator will be needed to operate the system while now more than one workers work in the system.

1.2.3 To reduce the space being used

Every data will be stored in the computer memory whereas now it is stored in registers and files which then stored in bookshelves or cupboards and they need a large space.

1.2.4 To reduce the work load

As the new system will be computerized, the database will be automatically updated at the time of entry. Everything will be done automatically just by clicking few buttons. There will be no need to maintain any files or registers.

1.2.5 To make it easy to search any record

It will be much easier to find particular record rather than opening such huge files and finding a single record from them

1.2.6 To edit records and update the database easily

Records will be easily edited and the database will easily be updated at the time of entering a record.

1.2.7 To make the system user friendly

The system will be much more easy to use and the operator will feel no difficulty.

1.3 Motivation

In desktop base website creating system is easy to understand. Since I accept Internship it seems to me I am beginner and primary level to learn web development, so it is easy and interested to learn and create. Further this project is related of student and I am introducing to its circumstances so it service technology is under of the understand mine. Its technology is so interested and charming and easy to build a project by fully PHP, HTML, CSS, MYSQL.

1.4 Internship Goals

Assessment Continue to string then the culture of continuous improvement through ongoing assessment of web development.

Infrastructure Provide physical and digital infrastructure that advance research and education.

Information Develop information resources and services that support research, education, and healthcare at Dartmouth.

Publishing Build collaborations to support faculty, graduate, and undergraduate student scholarly publishing.

Learning Teach members of the Dartmouth community to be effective users and producers of information to meet their current academic needs and prepare them for a lifetime of learning and of responsible leadership.

Institutional collaboration provides leadership and support for college initiatives and priorities.

1.5 Report Layout

Layout includes such things as the chapter objective details type of paper chosen, the margins, the line spacing, the pagination, and the incorporation of equation, illustrations, and references. Table 1 presents general specifications for the page layouts.

For each report that I create, I can assign a report layout. Via the report layout I define the layout features of the report, such as the page format of the report and the numeric format of the report data. When I use the layout functions, I can set parameters for the report.

When I define a report layout, I define a layout specifically for a report and I can change the standard layout assigned to a report.

- In **Chapter 1** I mention details about web development introduction. Objective. Objective include some facility about internship as save the time and resource, reduce the number of workers, reduce the work load, easy to search and record. Motivation to web development as inheritance, implement, object declare and so on opportunity. Goals of web development project PHP is more effective and choice full and ultimate for fruitful programmer. Report layout is the short overview of full report chapters.
- **Chapter 2** describe about internship enterprise like about the company, IT services offered, roles in job market and responsibilities.
- **Chapter 3** contain internship roles and responsibilities like training attended, assigned responsibilities, work environment, using web development project temples, performed tasks with figure and mention task.
- **Chapter 4** describe about internship outcomes some outcomes of internship is problems and solutions like OOP understanding, view some component in frame. And learning outcomes, challenges.
- In the **Chapter 5** simply I mention about internship discussion and conclusion.

CHAPTER 2

INTERNSHIP ENTERPRISE

2.1 About the Company

Insight Bangladesh Foundation is a global software firm on a mission to create brilliant software's, websites and blazing fast browser based applications. The spectrum of this company was started in 2013. Our development offices span the world, with teams in Germany and Bangladesh. We provide an end to - end service, including customized software, business automation, website appraisal, project management, website development, website update and maintenance, search engine optimization and web marketing, e-Commerce, and graphic design – to name just a few. By removing the borders and boundaries which usually keep brilliant people apart, our international teams provide an uncompromised talent pool from which to select the most suitable individuals. Through this unique approach we offer creative, distinctive, and effective solutions to build competitive advantage and value for businesses of any size. All this is complex, but it couldn't be simpler for you: Our experienced IT consultants provide a single, local point of contact and act as advocates for your project, selecting suitable team members, drawing up schedules and guiding our significant resources to action. What is more, we practice development transparency, making work logs, work in progress previews, schedules and other development information available in real time via our client portal. Insight Bangladesh Foundation; closely monitors latest industry leading technologies, software updates and security patches and offers most reliable secured and effective solutions for your organization that definitely beat most of our competitors, with vastly superior customer service and production quality. We enjoy repeat business from almost every client we have worked with [2].

Head Office

Name : Insight Bangladesh Foundation

Address : Plot:4, Road;2, Block: G, Section:1 Mirpur., Dhaka 1216

2.2 IT Services Offered

2.2.1 Fixed Price System Develop

Insight Bangladesh Foundation perform browser compatibility test (in major browser) we will make sure your site with each project.

2.2.2 Software Development Kit

Insight Bangladesh Foundation is a full-cycle bespoke and software product development service provider.

2.2.3 Payroll Software

Insight Bangladesh Foundation offers website planning, creative design for your business implementations.

2.2.4 Managing Site Content

Having a web site that you can manage yourself is the perfect solution for most companies.

2.2.5 Software Marketing

Insight Bangladesh Foundation has been in the online outsourcing industry providing pre-press graphic design, Logo design, in design.

2.2.6 Dedicated Support Team

Your business is important to us and we want to make sure that you are satisfied with our application or product.

2.2.7 Installation & Technical Manuals

Insight Bangladesh Foundation offers website planning, creative design for your business implementations.

2.2.8 Website Optimization

Insight Bangladesh Foundation do understand the importance of website optimization.

2.2.9 Web design & Develop

Having your website designed and built professionally will improve your company image and help to enforce your brand.

2.2.10 Website Technical Support

Technologies Languages BSL Speak

C++, ASP.NET, Java EE, PHP, Perl, JavaScript, AJAX, XHTML, CSS, JAVA

Databases Systems

MySQL, PostgreSQL, Doctrine, Hibernate

Frameworks

SEAM, Symphony, Code igniter, Cake PHP, Zend, Dot net Nuke

CMS

WordPress, Joomla, Drupal, Typo3, Magneto, Ecommerce

Server Platforms

Linux, Mac OS X and Windows table with the new website layout and would recommend Bengal Solutions to anyone. Colin B – Memory Foam Mattress

2.3 Roles in Job Market

The last time looked at the best programming languages to learn in 2015, JavaScript, bootstrap good option when you analyze popularity on sites such as GitHub and Stack Overflow.

Anything that requires logic will always be needed. In other words, actually programming, not just designing with HTML/CSS. Designing websites for small companies that are just information pages, that will not be a job in a few years. I'm surprised I'm still able to get a few clients for that. It's really easy to make your own site and make it look presentable.

However, front-end development that requires custom automation (using JavaScript), is becoming more and more necessary. Single page applications using AJAX are becoming the new standard, thus a stronger need for front end developers who can truly work their way around the code. A lot of desktop software is now being replaced by online software options, and as that continues to grow, the need for front-end developers will grow as well [3].

Point being: get comfortable with HTML/CSS, but that shouldn't take long. If you want to do front-end, learn JavaScript, learn several JavaScript frameworks (angular, ember, D3.js), and learn the basics of back-end development (which you can now do in JavaScript with Node.js using Express.js)

If you want to do back-end, you should still know HTML/CSS, but pick a back-end language and framework and learn it well. Don't try to learn a bunch of languages and never give any of them a fair amount of time. If you learned how to do backend programming with Java and learned it well, you will quickly be able to pick up PHP, Ruby, Python, etc. Back-end requires a strong knowledge of good security practices, which automation software will never threaten to replace us with.

All in all, it is very easy to get a job in this field. After 4 months (of working my ass off mind you), I was able to get some JR. level front-end work (mostly easy stuff). There's this fear of over-saturation that all of my friends told me when I said I was going to

learn this, but they were wrong. It is one of the most in-demand careers right now, pays very well [5].

2.3.1 Salaries are Average

Is it fair that PHP developers are paid 25% less than java developers? No-but it's not true. Salaries are based on the value of the product you're creating and your personal contribution to the project. It doesn't matter whether you're using java, PHP, COBOL or QBasic. Despite the figures above, there are more PHP than java roles; PHP runs on 80% of the world's web servers and WordPress powers one in four websites. You'll find jobs where PHP is better than java but you'll also find many jobs in theme development or general website support at the lower end of the salary scale.

2.3.2 Job Titles Are Vague

You'll rarely see jobs advertised for "java developer", "PHP developer", "Python programmer". The top paying role is Service-Oriented Architecture? That could describe skills required by every developer, regardless of their language specialism.

2.3.3 Jobs are Multi-skilled

The day of being able to forge a career with a single language are long gone. Most roles require a multitude of skills – including business analysis, systems architecture, database design, data exchange formats, frameworks, graphic design, front-end development and support. Those working on the web will be exposed to HTML, CSS, PHP and JavaScript even when the job advert neglects to mention it.

CHAPTER 3

INTERNSHIP ROLES AND RESPONSIBILITIES

3.1 Training Attended

There are more attendant and requirement is need to build a project we know that, we can mix all language like C++, C#, HTML, PHP, JavaScript, and more. The web server combines the results of the interpreted and executed PHP code, which may be any type of data, including images, with the generated web page. PHP code may also be executed with a command-line interface(CLI) and can be used to implement standalone graphical applications. Those training I was attending in Insight Bangladesh Foundationare given below:

- HTML4, HTML5
- CSS2, CSS3
- Bootstrap
- JavaScript
- JQuery
- Ajax
- PHP
- OOP
- MySQL

3.2 Assigned Responsibilities:

Regular exposure to business stakeholders and executive management, as well as the authority and scope to apply your expertise to many interesting technical problems.

Candidate must have a strong understanding of UI, cross-browser compatibility, general web functions and standards. The position requires constant communication with colleagues.

3.3 Work Environment

Front end Developer The front end developer generally works at client side dealing with the web page design, graphics that is accessible to the user.

Back end Developer The back end developer is a person who is responsible for the back end development that interacts with the server. This type of web developer specializes in the languages like PHP, ruby, ASP.Net, Java, Cold Fusion, and Perl [6].

The job profiles for the web developer includes:

- front end web developer.
- back end web developer.
- web application developer.
- Design and layout analyst.
- Senior web analyst.
- Web marketing analyst.

3.3.1 Using Web Development Project Templates

A website template (or web template) is a pre-designed webpage, or set of HTML web pages that anyone can use to "plug-in" their own text content and images into to create a website. Usually built with HTML and CSS code, website templates allow anyone to setup a website without having to hire a professional web developer or designer, although, many developers do use website templates to create sites for their clients. This allows anyone to build a reasonably priced personal or business website that can then be listed in search engines so users can search for your specific product or service.

In the case of All website templates, each design we offer is a self-contained (or standalone) downloadable complete website that you can use to "plug-in" your text and image content with little, or no, editing of the layout or design elements [7].

A web design template or a website design template is a template which is in most cases used to present some information in the Internet. A web design template is a catchall name for several types of templates like:

- HTML templates – website design templates represented with HTML code only
- PSD templates – templates which contain only .psd files, graphics only, with no code
- Flash templates – website design templates developed with Flash
- Flash intro templates – templates of an intro clip, developed with Flash only, used to represent a company or/and a project. (The following figure shown in figure no: 3.1)

The list above contains the main categories of templates associated with website design templates. There are some others, which, due to their specific usage, are not so popular: FrontPage templates, Dreamweaver templates, etc.

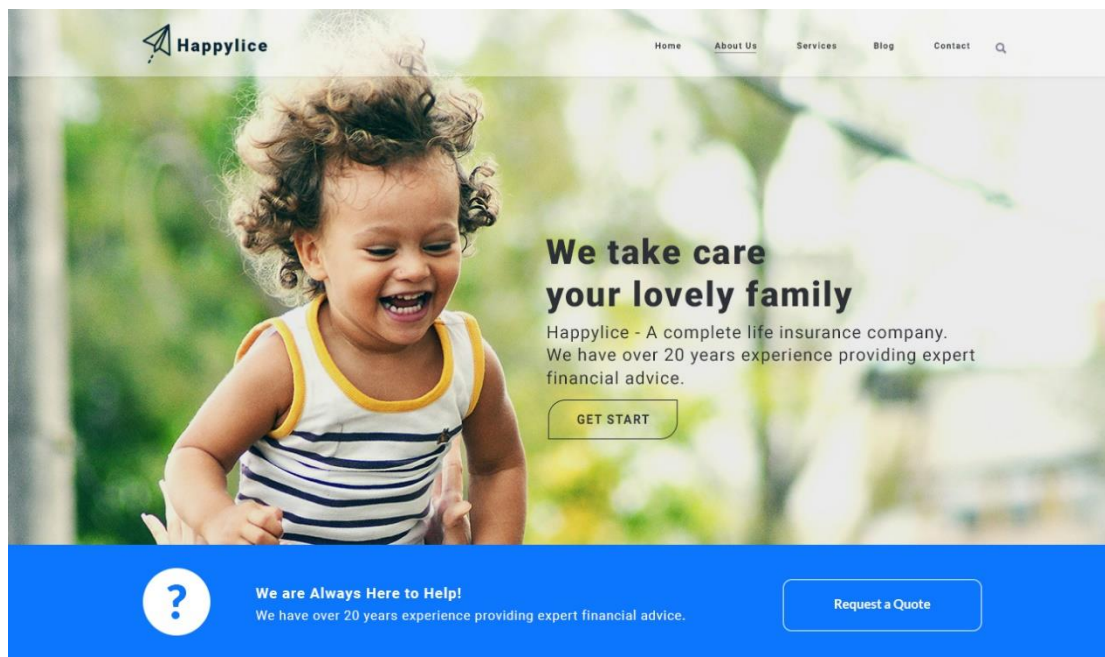


Figure 3.1: Web design template

Web framework

In general, a framework is a real or conceptual structure intended to serve as a support or guide for the building of something that expands the structure into something useful. In computer systems, a framework is often a layered structure indicating what kind of programs can or should be built and how they would interrelate. Some computer system frameworks also include actual programs, specify programming interfaces, or offer programming tools for using the frameworks. A framework may be for a set of functions within a system and how they interrelate; the layers of an operating system; the layers of an application subsystem; how communication should be standardized at some level of a network; and so forth. A framework is generally more comprehensive than a protocol and more prescriptive than a structure [8].

Examples of frameworks that are currently used or offered by standards bodies or companies include:

- Resource Description Framework, a set of rules from the World Wide Web Consortium for how to describe any Internet resource such as a Web site and its content.
- Internet Business Framework, a group of programs that form the technological basis for my SAP product from SAP, the German company that markets an enterprise resource management line of products
- Sender Policy Framework, a defined approach and programming for making e-mail more secure
- Zach man framework, a logical structure intended to provide a comprehensive representation of an information technology enterprise that is independent of the tools and methods used in any particular IT business.

3.4 Performed Tasks

Project name is Design and Implementation of E-Commerce Site for Online Shopping. An online store is a virtual store on the Internet where customers can browse the catalog and select products of interest. The selected items may be collected in a shopping cart. At checkout time, the items in the shopping cart will be presented as an order. At that time, more information will be needed to complete the transaction. Usually, the customer will be asked to fill or select a billing address, a shipping address, a shipping option, and payment information such as credit card number. An e-mail notification is sent to the customer as soon as the order is placed [4].

Web Pages details

1. Home Page
2. About Us Page
3. Product Page
4. Order Us Page
4. Contact Us Page
6. Admin Page
7. Login Page
8. Register Page
9. Track

Home Page:

Home Screen will consist of screen where one can browse through the products which we have on our website. The following figure shown in figure 3.2

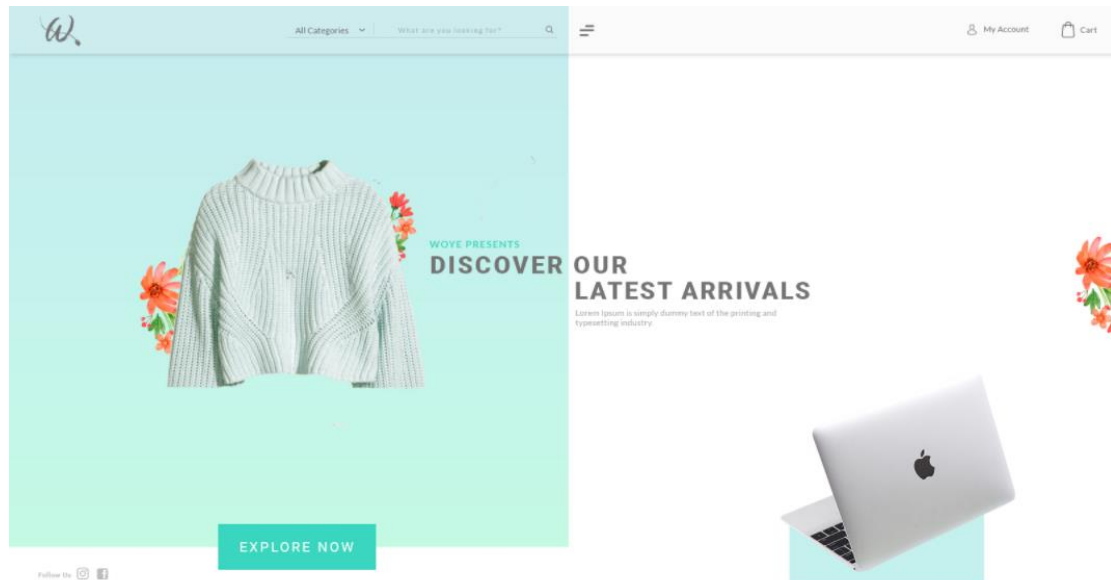


Figure 3.2: Home page

Product Page This page consists of product details. This page appears same for both visitors and users. The following figure shown in figure 3.3

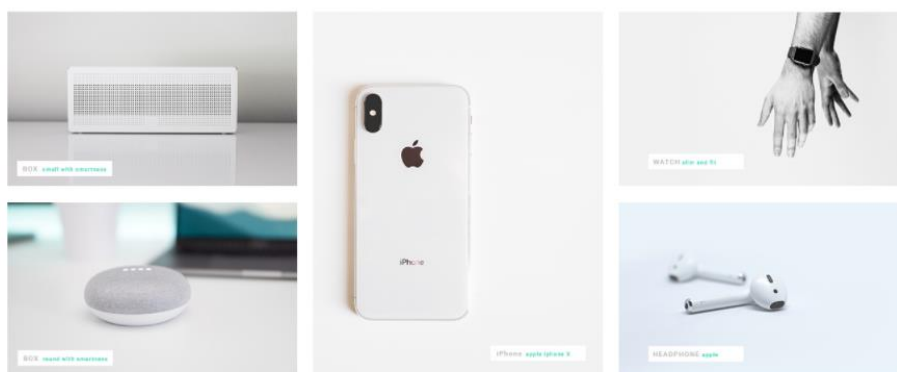


Figure 3.3: Product page

Order Us Page:

Registered users can order desired products from here. The following figure shown in figure 3.4

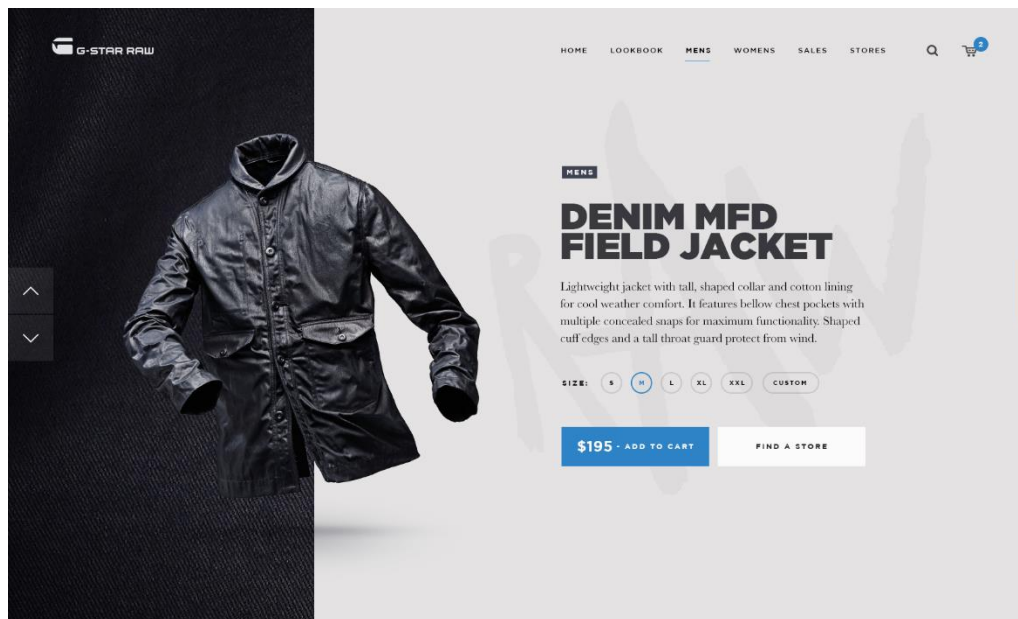


Figure 3.4: Order Us page

Contact Us Page:

Visitors and Registered users can contact website owners or administrators from here. The following figure shown in figure 3.5

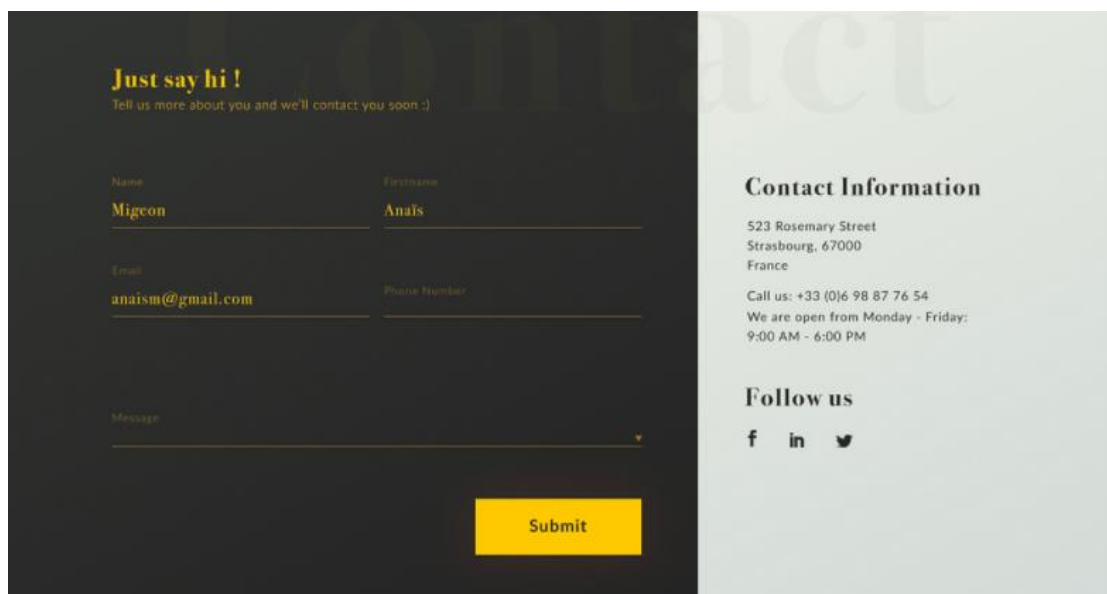


Figure 3.5: Contact us page

Admin Page:

This page describes about website and owners.

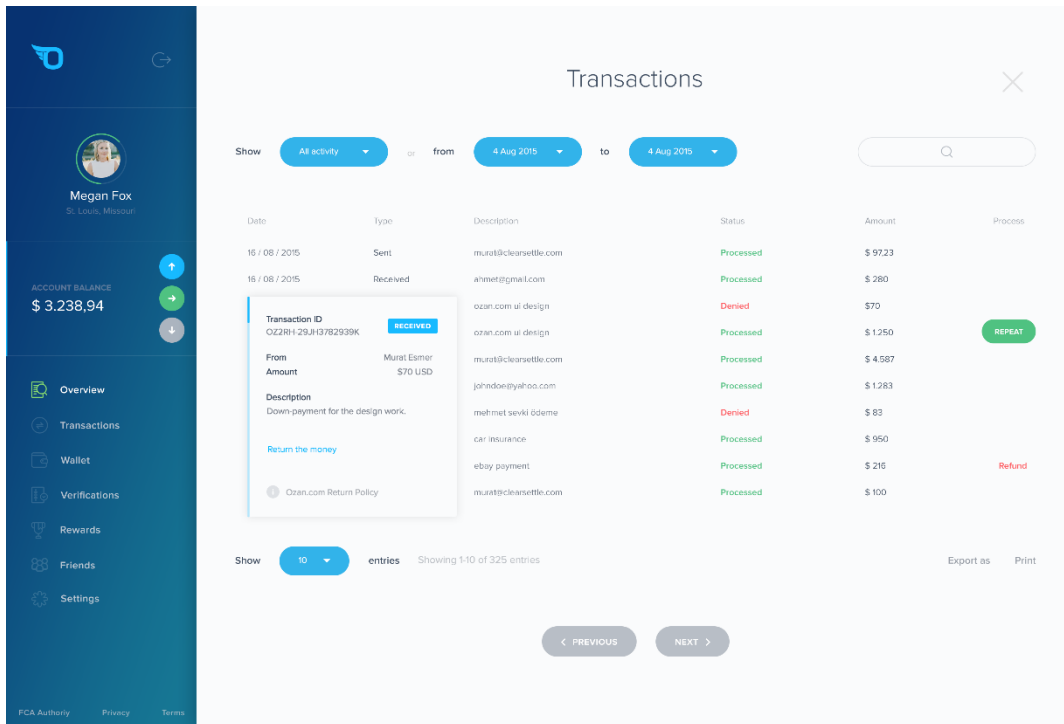


Figure 3.6: Admin page

Login Page:

Login page for both users and administrators.

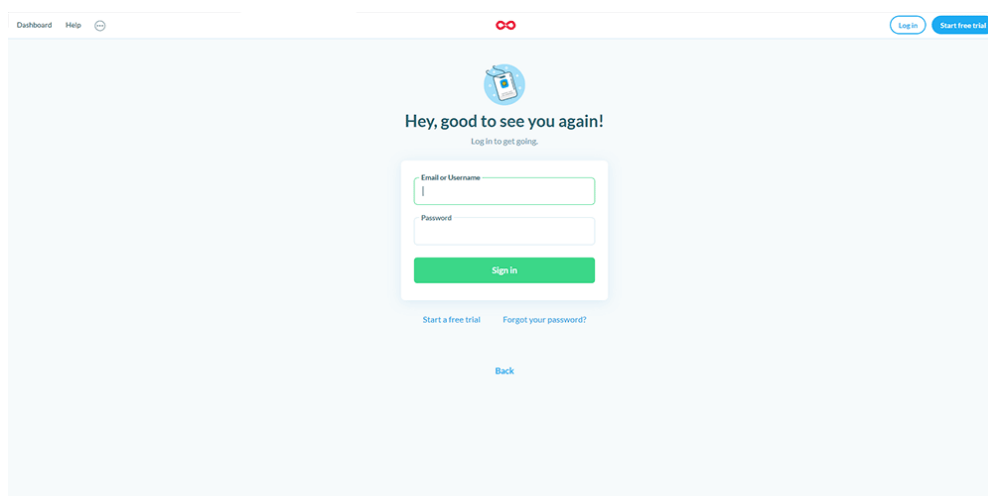
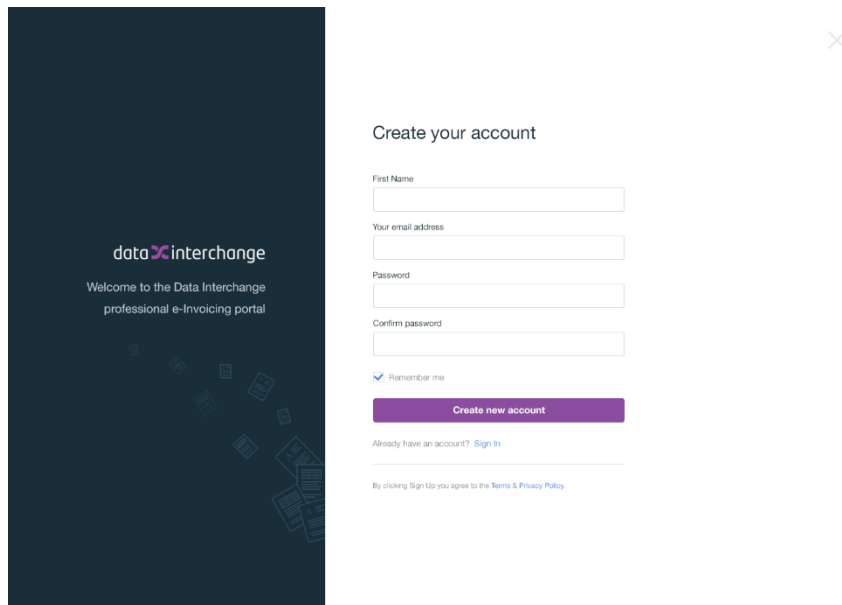


Figure 3.7: Login page

Register Page:

New users can register here. The following figure shown in figure 3.8



The screenshot shows a registration form titled "Create your account" on a dark blue background. The form includes the following fields and elements:

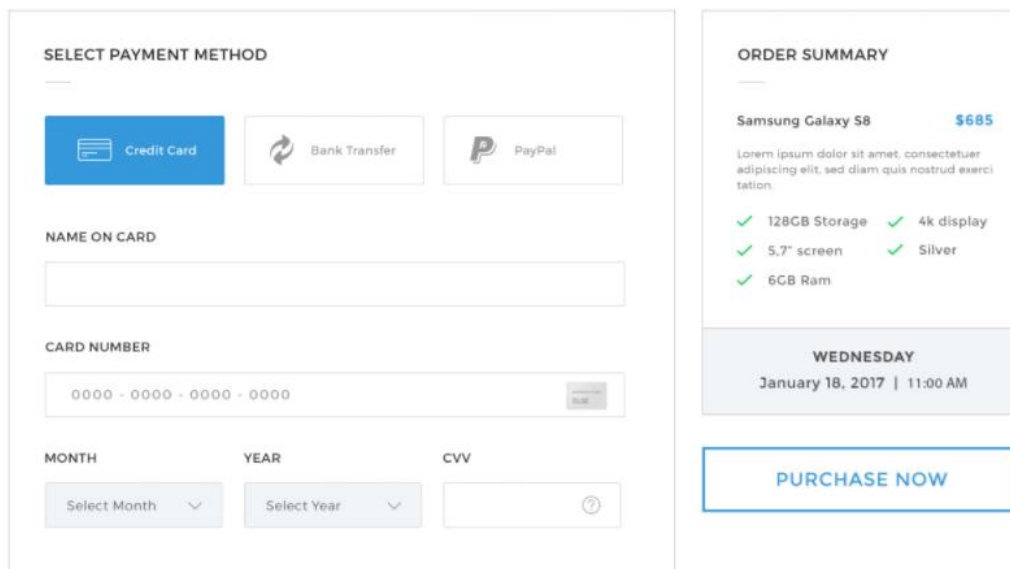
- First Name:
- Your email address:
- Password:
- Confirm password:
- Remember me
- [Create new account](#) (purple button)
- [Sign In](#) (link)
- By clicking Sign Up you agree to the [Terms & Privacy Policy](#)

On the left side of the form, there is a dark blue vertical panel with the "dataXinterchange" logo and the text: "Welcome to the Data Interchange professional e-Invoicing portal".

Figure 3.8: Register page

PAYPAL FOR PAYMENT:

Once user's orders products they are redirected to payment page. The following figure shown in figure 3.9



The screenshot displays a payment page with two main sections:

SELECT PAYMENT METHOD

- Credit Card
- Bank Transfer
- PayPal

NAME ON CARD:

CARD NUMBER:

MONTH: | YEAR: | CVV:

ORDER SUMMARY

Samsung Galaxy S8 \$685

Lorem ipsum dolor sit amet, consectetur adipiscing elit, sed diam quis nostrud exercitation.

- ✓ 128GB Storage
- ✓ 4k display
- ✓ 5.7" screen
- ✓ Silver
- ✓ 6GB Ram

WEDNESDAY
January 18, 2017 | 11:00 AM

[PURCHASE NOW](#)

Figure 3.9: Payment page

CHAPTER 4

INTERNSHIP OUTCOMES

4.1 Problems and Solutions

There are more problems web development because it contains more type markup language, methods, objects, modifiers, and many ways to create code or project. And there are not only problems in web development have more solution which can be easily and shortly.

4.1.1 Problems

There are more problems to create when I working with CSS. It is very easy but sometimes it's not matched with my expectation, and placed in appropriate place. Web designing is not an easy task. It takes a lot of creativity, uniqueness and brainstorming sessions to come up with a nice web design. Only a web designer can tell about the challenges they go through on regular basis. Web designs which are liked and appreciated by target market and clients are mostly the result of constant development and regressive critical thinking. Website's sync with multiple apps along with its ability to be responsive are just a few factors which are pondered by the web designer. This makes web designing a challenging role.

On the contrary, there are some other challenges which are faced by web designers. These challenges are about keeping a website responsive enough so that it can be viewed and accessed on all devices. Sometimes websites take time to load, so in order to provide a better user experience, one of the toughest challenges for web design is to make website load faster [9].

Clients often encounter issues with their website and turn to the designer/developer to correct them, but when they check the site, it looks fine from their end. Sometimes, these issues are caused by out-of-date web servers or changes made incorrectly by the customer. Time spent detecting the source of a problem means a delay in tackling the problem itself.

4.1.2 Solutions

Really web development is so best and ultimate interested and hard for me, by the internship training I could learn an understand many objectives with interest as if was hard after learn I can understand web development is so interested then other language. I did solution of CSS and other problem in my training period. Clean code reduces unexpected errors, which can affect page load. Automated website monitoring solutions often allow the developers to view their clients' websites in real time and to set alerts to notify them when potential issues begin to arise. Not only does this allow the developers to identify a problem before the customer does, in many cases it also gives them the chance to fix it before the issue has any impact on the client's business.

4.2 Learning Outcomes

4.2.1HTML

- **Basic concept** (WWW& HTTP, HTTPS, Client Server Communication)
- **Basic HTML (Tags, Element, Attributes, Paragraphs, Headings, Line Breaks, Horizontal Rule, Lists, Table, Color Codes, Font, Text Linking, Email, Images, Background, Comments, Meta, Media, Charset)**
- **HTML Forms** (Input, Text Fields, Password, Checkbox, Combo Box, Radio, Text Areas, Files, Buttons)
- HTML5 features

4.2.2CSS

- Basic CSS (selector, internal, external, Inline, Class, Id, Background, font, Text, Padding, Margin, Border, list CSS, hovering and elements)
- Advance CSS (border-radius, opacity, cursor, layers, position, display, float, gradient, and multiple-column)
- Concept of Menus (single menu, dropdown menu)
- Template, design using CSS div.

4.2.3Bootstrap

- Environment Setup
- Grid System
- Typography
- Tables, Forms, Buttons, Images
- Dropdown, Button group
- Navigation Element
- Bootstrap plug-ins (Transition, Modal, Dropdown, Tab, Tooltip, Alert, Button)

4.2.4JavaScript

- Basic JavaScript (Syntax, Enable, Location, Operators, Variables, Events, Alert, Confirm, Prompt, POP up, Date, print)
- JavaScript String (Strings, Length, Split, Search, Replace)
- JavaScript advanced (get Element by Id, Inner HTML, Get table, index, DOM, manipulation, Regular Expression)

4.2.5PHP BASIC

- Control Structures (if, else, else if, while, do-while, for, for each, break, continue, switch)
- Include (require, include, require_ once, include_ once)
- Function (User-defined Function, Function arguments, returning values, variables function)
- Array (array declaration, merging, sorting, deleting, inserting)

4.2.6 Date & Time Function

- What is timestamp?
- Getting the current Date and Time using PHP function.
- Formatting timestamp.
- Checking date validity.
- Converting String to timestamps.
- Finding the number of Days in a month.
- Finding the number of Days or week in a year.
- Finding the day name for a date.
- Converting local time to GMT.
- Comparing Dates.
- Converting Minutes to hours.

4.2.7 Number Functions

- Generating a Number Range.
- Rounding a floating point number.
- Finding the Smallest or largest number in an array.
- Formatting Numbers with commas.
- Padding Numbers with Zeroes.
- Converting Between Bases.
- Generating Random Numbers.

4.2.8 Forms, Session, Cookie, Rag Expression

- Generating forms.
- Processing form input.
- Validating form input.
- Validating numbers.
- Validating Alphabetic strings.
- Validating Alphanumeric String.
- Validating credit card numbers.
- Validating Telephone Number.
- Sharing Session Data Storing objects in a session.
- Protecting Data with session.
- Deleting Session data.
- Validating Email address

4.2.9 File Operation

- Testing Files and Direction
- Retrieving file information.
- Reading files.
- Writing files.
- Counting words, lines, and characters in a file.
- Deleting files.
- Altering file extensions.
- Sorting files.
- Searching and replacing patterns within files.
- Searching for files in a directory.
- Renaming files and direction.
- Finding Differences Between Files.

4.3 Challenges

There are different types of challenges have to be faces during the software develop.

Most commonly:

- Syntax error.
- Fatal error.
- Find out the problem and try to solve that.

CHAPTER 5

CONCLUSION AND FUTURE SCOPE

5.1 Discussion

The current work is the initial background report for the website development project. This report aims to provide a critical review of the relevant literature in the web field and also to describe key aspects of the methodology that will be applied throughout the project. This report tries to examine various issues that arise while building a website. It is important to highlight, that websites are not simple software artifacts. Mastering the necessary software skills and tools to build a website does not guarantee its success. For this reason, following the guidance and the advice of my supervising professor, this report focuses on many other challenges that come up through the development process, like performing website evaluation, conducting market research and choosing the right business model for the website proposal. These are the first and most crucial steps that will ensure that the final IT employment website, will be developed according to the requirements of the market and will be tailored to the needs of its users. Further research and more focus will be given on software tools after these parts of the methodology are complete and will be presented in later stages of the project. The decisions on how the website will be build depend on the results of the problem investigation stage, since they will play a major role into describing the specific user requirements for the software. The decision will be based on evaluating case studies of website development, in order to examine a vast variety of techniques and software tools that have been applied successfully in real projects. Furthermore, further research will be conducted to spot the strong points of various techniques and justify the choice that will be finally made. Finally, an attempt will be made to contact some experienced web developers and ideally some web developers who have worked on similar projects, in order to absorb valuable knowledge from their experience.

5.2 Conclusion

As a conclusion, I can say that this internship was a great experience. Thanks to this project, I acquired deeper knowledge concerning my technical skills but I also personally benefited. Currently PHP pages are a common part of web applications, and one of the most popular language for web development used by developers worldwide. If we surf internet we can see millions of websites built with PHP and MYSQL. I learn to live in a different environment from the one I am used to. Indeed, I grew more independent in work and also in everyday life. I realized that I could do more things than I thought like learning new things by myself.

There are huge opportunities available for the students who want to work in this field. Many private and public organizations hire web designer for their online work and website development. With the rapid advent of online industry, the demand of web development professionals is increasing and this has created a huge job opportunity for the aspirants in the upcoming days.

Also an experienced person in this field can also work as a freelancer; there are many online companies which provide online projects to the individuals.

5.3 Future Scopes

Especially if I don't have any experience. Finding work can be a real challenge. A successful internship can help me turn an experience into a career opportunity. So as a successful internship my future scopes will be:

- To be work IT company.
- Can work as a Software Engineer.
- Can work as a Web Designer.
- Can work as a Web Developer.
- Can work as a QA Tester.

REFERENCE

- [1] www.quora.com
<https://www.quora.com/topic/What-Are-Benefits-of-a-Developers-How-good-Are-Opportunities-in-the-current-market>, Last Accessed on 2 April, 2018
- [2] www.mage-people.com
<http://www.mage-people.com>
Last Accessed on 2 April, 2018
- [3] www.onetonline.org
<https://www.onetonline.org/link/details/15-1134.00?redir=15-1099.04>Last Accessed on 5 April, 2018
- [4] www.fashions-first.com
<http://www.fashions-first.com>
Last Accessed on 5 April, 2018
- [5] www.bls.gov
<http://www.bls.gov/ooh/computer-and-information-technology/web-developers.html>
Last Accessed on 5 April, 2018
- [6] money.usnews.com
<http://money.usnews.com/careers/best-jobs/web-developer>
Last Accessed 7 April, 2018
- [7] www.maxprofit.net
http://www.maxprofit.net/index.php/home_controll
Last Accessed on 7 April, 2018
- [8] www.sinclair.edu
<https://www.sinclair.edu/program/params/programCode/WEDE-S-AAS>
Last Accessed on 8 April, 2018
- [9] www.mindtools.com
<https://www.mindtools.com/pages/article/worksheetsindex.htm>
Last Accessed on 8 April, 2018